



RAZISKOVALNO-RAZVOJNA DEJAVNOST, SLOVENIJA, 2007
RESEARCH & DEVELOPMENT ACTIVITY, SLOVENIA, 2007

- ▶ V raziskovalno-razvojni dejavnosti (v nadaljevanju R-R dejavnosti) je bilo v letu 2007 zaposlenih 14.311 oseb, kar je bilo za 790 oseb več kot v letu poprej.
- ▶ In 2007, 14,311 people were employed in R&D, which was by 790 more than in the previous year.
- ▶ Bruto domači izdatki za R-R dejavnost so v letu 2007 znašali 500,5 mio EUR ali 1,45 % slovenskega bruto domačega proizvoda in so bili za dobre 3 % ali 16,8 mio EUR višji kot v letu 2006.
- ▶ Gross domestic expenditure on R&D in 2007 amounted to EUR 500.5 million, which represented 1.45% of Slovenian GDP. Compared with 2006, gross domestic expenditure devoted to R&D increased by 3% or EUR 16.8 million.

1. Pregled finančnih kazalnikov za R-R dejavnost, Slovenija, 1997-2007

Review of financial R&D indicators, Slovenia, 1997-2007

%

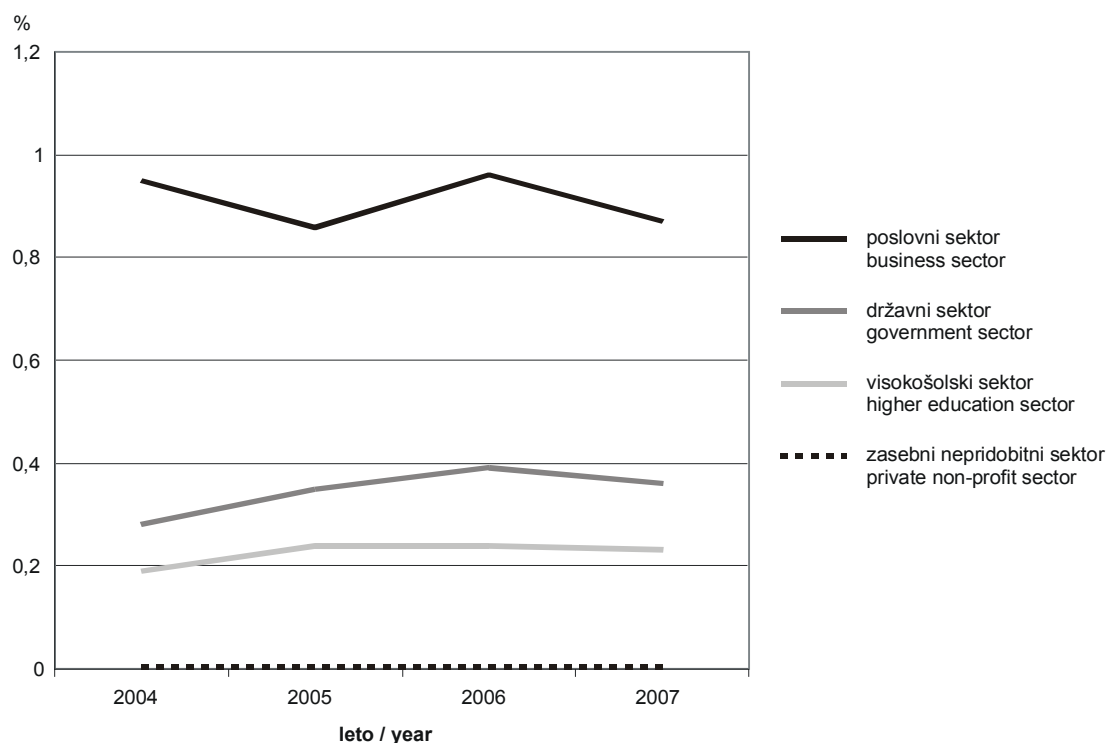
| | 1997 | 1998 | 1999 | 2000 | 2001 | 2002 | 2003 | 2004 | 2005 | 2006 | 2007 | |
|--|------|------|------|------|------|------|-------|-------|-------|-------|-------|--|
| Bruto domači izdatki za RR (BIRR) po virih financiranja | 100 | 100 | 100 | 100 | 100 | 100 | 100 | 100 | 100 | 100 | 100 | Gross domestic expenditure on R&D (GERD) by source of financing |
| - gospodarske družbe | 53,7 | 52,5 | 56,9 | 53,3 | 54,7 | 60,0 | 52,2 | 58,5 | 55,3 | 59,3 | 58,3 | - business enterprises |
| - državni viri | 37,0 | 39,9 | 36,8 | 40,0 | 37,1 | 35,6 | 37,5 | 30,0 | 36,9 | 34,4 | 35,6 | - government funds |
| - viri iz visokega šolstva | 0,8 | 0,8 | 0,6 | 0,4 | 0,7 | 0,6 | 0,4 | 0,3 | 0,7 | 0,3 | 0,3 | - higher education funds |
| - zasebne nepridobitne organizacije | 0,2 | 0,1 | 0,1 | 0,1 | 0,3 | 0,1 | 0,1 | 0,1 | 0,02 | 0,2 | 0,02 | - private non-profit organisations |
| - viri iz tujine | 8,3 | 6,7 | 5,6 | 6,2 | 7,2 | 3,7 | 9,8 | 11,1 | 7,1 | 5,8 | 5,8 | - funds from abroad |
| Delež BIRR v BDP | 1,30 | 1,36 | 1,39 | 1,41 | 1,52 | 1,49 | 1,30 | 1,42 | 1,46 | 1,59 | 1,45 | GERD as percentage of GDP |
| Delež vseh bruto domačih izdatkov za R-R dejavnost v BDP po sektorjih izvajanja RR dejavnosti | | | | | | | | | | | | Gross domestic expenditure on R&D as percentage of GDP by sectors of activity |
| - poslovni sektor | 0,69 | 0,71 | 0,76 | 0,79 | 0,88 | 0,89 | 0,83 | 0,95 | 0,86 | 0,96 | 0,87 | - business sector |
| - državni sektor | 0,36 | 0,41 | 0,40 | 0,37 | 0,37 | 0,34 | 0,29 | 0,28 | 0,35 | 0,39 | 0,35 | - government sector |
| - visokošolski sektor | 0,23 | 0,23 | 0,22 | 0,23 | 0,25 | 0,23 | 0,18 | 0,19 | 0,24 | 0,24 | 0,23 | - higher education sector |
| - zasebni nepridobitni sektor | 0,02 | 0,01 | 0,01 | 0,02 | 0,02 | 0,03 | 0,003 | 0,004 | 0,003 | 0,003 | 0,002 | - private non-profit sector |
| Bruto domači izdatki za R-R dejavnost po vrsti stroškov | 100 | 100 | 100 | 100 | 100 | 100 | 100 | 100 | 100 | 100 | 100 | Gross domestic expenditure on R&D by type of costs |
| - stroški dela | 55,7 | 55,6 | 60,5 | 59,8 | 56,2 | 58,8 | 53,0 | 51,0 | 56,9 | 54,1 | 55,0 | - labour costs |
| - drugi tekoči stroški | 34,6 | 32,9 | 30,3 | 30,5 | 31,4 | 28,6 | 33,2 | 37,0 | 33,4 | 36,4 | 34,6 | - other current costs |
| - investicijski stroški | 9,7 | 11,5 | 9,1 | 9,7 | 12,4 | 12,6 | 13,8 | 12,0 | 9,7 | 9,5 | 10,4 | - investments |

IZDATKI ZA RAZISKOVALNO-RAZVOJNO DEJAVNOST, SLOVENIJA, 2007

EXPENDITURE ON R&D, SLOVENIA, 2007

Slika 1: Delež izdatkov za R-R dejavnost v BDP po sektorjih izvajanja, Slovenija, 2004–2007

Chart 1: Expenditure on R&D as % of GDP by sector of performance, Slovenia, 2004–2007



Bruto domači izdatki za R-R dejavnost v Sloveniji so v letu 2007 znašali 500,5 mio EUR ali 1,45 % bruto domačega proizvoda

Največ izdatkov za R-R dejavnost je v letu 2007 namenil poslovni sektor (PS), in sicer 0,87 % BDP-ja, sledili so mu državni sektor z 0,35 % BDP-ja, visokošolski sektor z 0,23 BDP-ja in zasebni nepridobitni sektor z 0,002 % BDP-ja.

V obdobju 2004–2007 je delež izdatkov za R-R dejavnost v BDP v poslovnem sektorju nekoliko nihaj, čeprav je bila populacija v celotnem navedenem obdobju enaka. Delež teh izdatkov v letu 2007 je bil nekoliko nižji kot v letu 2006 (za 0,09 odstotne točke).

Delež izdatkov za R-R dejavnost v BDP v državnem sektorju (DS) je v navedenem obdobju do leta 2007 naraščal, v letu 2007 pa je bil ta delež za 0,04 odstotne točke nižji kot v letu 2006.

Delež izdatkov za R-R dejavnost v BDP v visokošolskem sektorju (VS) je bil v letih 2005–2007 stabilen, v letu 2004 pa nekaj pomembnih poročevalskih enot ni sporočilo podatkov o svoji R-R dejavnosti.

Delež izdatkov za R-R dejavnost v BDP v zasebnem nepridobitnem sektorju (ZNS) je bil v celotnem navedenem obdobju stabilen, čeprav je število zasebnih raziskovalcev upadalo.

In 2007, gross domestic expenditure on R&D amounted to EUR 500.5 million, which represents 14.5% of GDP

Most funds for R&D were provided by the business sector (0.87% of GDP), followed by the government sector (0.35% of BDP), the higher education sector (0.23% of GDP) and the private non-profit sector (0.002% of GDP).

In the 2004–2007 period the share of R&D expenditure in the business sector slightly changed despite the same population in the period. Compared with 2006, the share of expenditure on R&D activity in GDP in 2007 slightly decreased (by 0.09 of a percentage point).

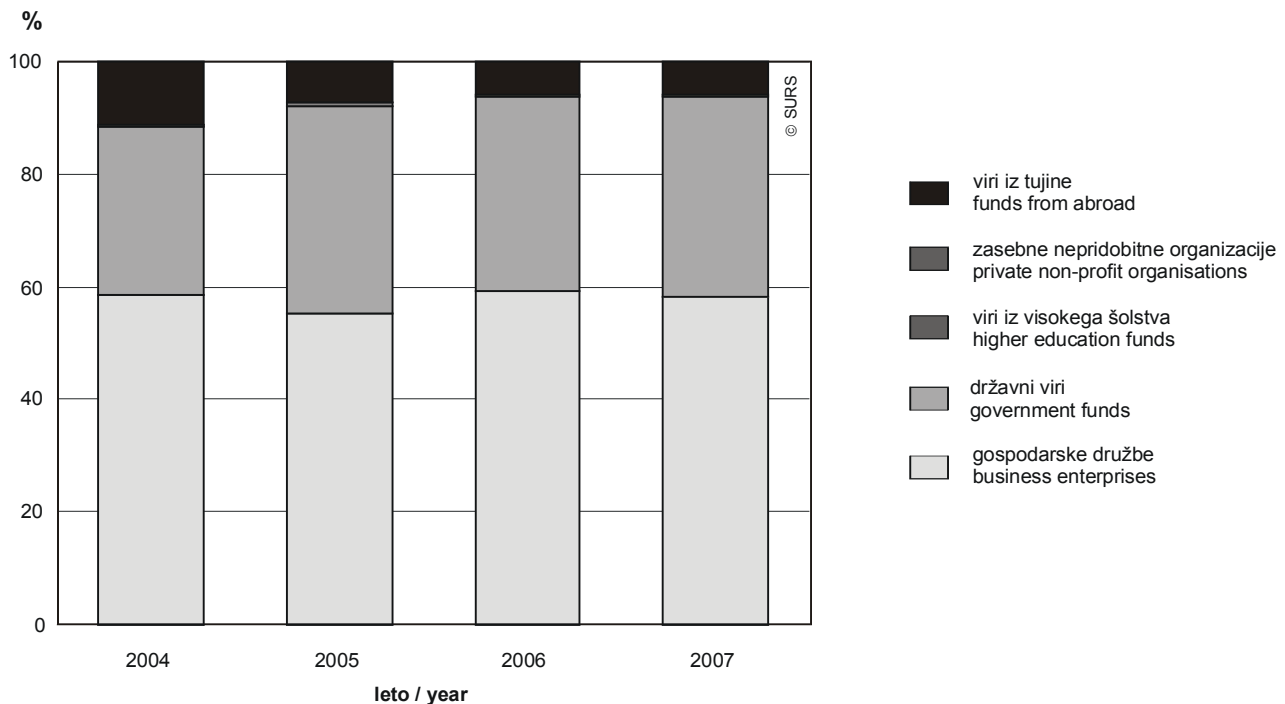
The share of government sector R&D expenditure was increasing in the observed period. However, compared with 2006, in 2007 it declined by 0.04 of a percentage point.

In the higher education sector the share was stable in 2005–2007, while in 2004 some important reporting units did not report about their R&D expenditure.

In the private non-profit sector the share of R&D expenditure was stable, even though the number of private researchers was constantly falling.

Slika 2: Bruto domači izdatki za R-R dejavnost (BIRR) po virih financiranja, Slovenija, 2004–2007

Chart 2: Gross domestic expenditure on R&D (GERD) by sources of financing, Slovenia, 2004-2007



Več kot 50 % finančnih sredstev so k BIRR-u v letu 2007 prispevala podjetja

V zadnjih letih se obseg finančnih sredstev iz podjetij postopoma zvišuje. V letu 2007 so med viri financiranja v BIRR-u predstavljali največji delež prav finančni viri iz podjetij, in sicer so znašali 291,6 milijona EUR ali za 4,6 milijona EUR več kot v letu prej. Delež teh sredstev pa se je med vsemi sredstvi za R-R dejavnost v primerjavi z letom 2006 za 1 odstotno točko zmanjšal.

Po višini finančnega prispevka za ta namen so sledili državni viri s 178,2 EUR, kar je pomenilo 35,6 % vseh virov v BIRR-u. Tudi pri teh virih opazamo, da se obseg sredstev v zadnjih letih postopno povečuje in v letu 2007 je bil za 7 % večji kot v letu 2006, njihov delež v strukturi sredstev za R-R dejavnost pa se je povečal za 1,2 odstotne točke.

Pomemben vir financiranja R-R dejavnosti predstavljajo tudi viri iz tujine. Ti so v zadnjih letih do leta 2007 upadali. V letu 2007 so znašali 28,8 mio EUR. Njihov delež v strukturi sredstev za R-R dejavnost se je od leta 2004, ko je znašal 11,1%, do leta 2007 zmanjšal na 5,8 %.

More than 50% of expenditure was funded by business enterprises in 2007

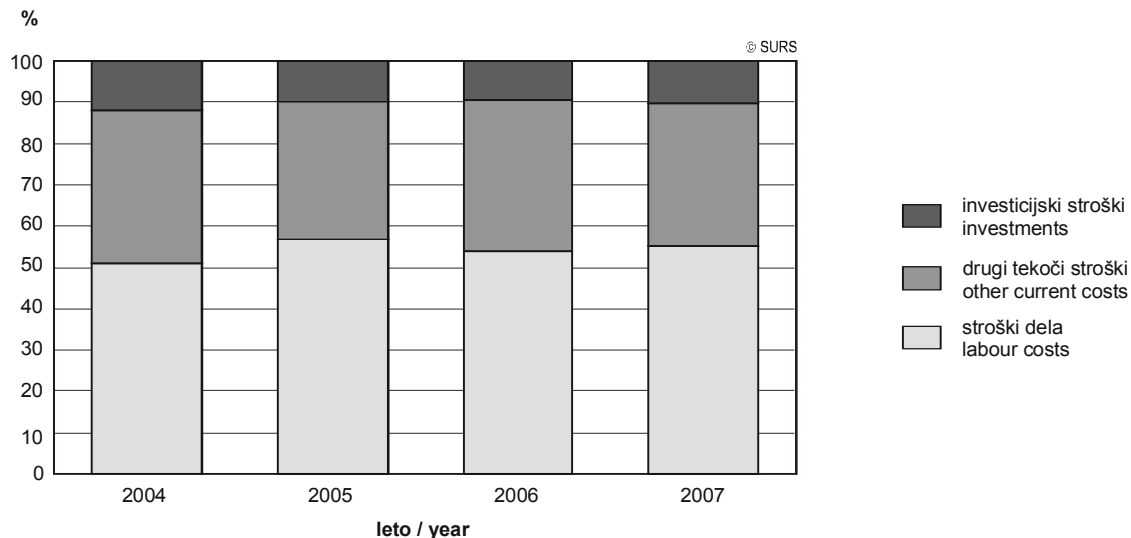
In recent years the financial resources of enterprises gradually increased. In 2007 the greatest share of gross domestic expenditure on R&D was that of enterprises, which amounted to EUR 291.6 million, or EUR 4.6 million more than in the previous year. However, compared to 2006 the share of these funds in total R&D expenditure decreased by 1 percentage point.

The next important share of gross domestic expenditure on R&D was that of the government with EUR 178.2 million, which represented 35.6% of all resources in the GERD. We noted that the funds have been gradually increasing in recent years; in comparison with 2006, in 2007 they increased by 7%, while their share in the structure of total R&D expenditure went up by 1.2 of a percentage point.

The third important source of financing was funds from abroad, which have been decreasing in the recent years. In 2007 they amounted to EUR 28.8 million; their share in the structure of total R&D expenditure dropped from 11.1% in 2004 to 5.8% in 2007.

Slika 3: Bruto domači izdatki za R-R dejavnost (BIRR) po vrstah stroškov, Slovenija, 2004–2007

Chart 3: Gross domestic expenditure on R&D (GERD) by type of costs, Slovenia, 2004-2007

**Več kot 50 % vseh izdatkov v BIRR-u so predstavljali stroški dela**

Med izdatki za R-R dejavnost so bili najvišji stroški dela. Ti so v letu 2007 znašali 275,1 mio EUR (to je bilo več kot 50 % vseh izdatkov) ali za 5 % več kot v letu 2006.

Najmanjši del celotnih stroškov so predstavljali investicijski stroški. Ti so bili v letu 2007 za 0,9 odstotne točke višji kot v letu 2006 in so predstavljali 10,4 % vseh stroškov.

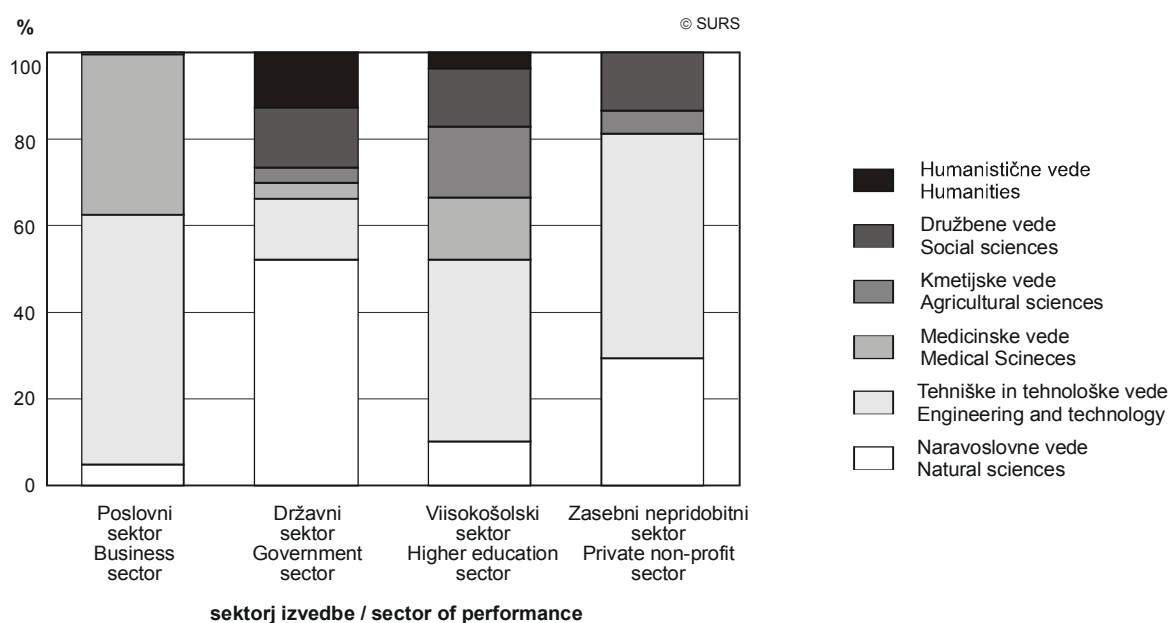
More than 50% of total R&D expenditure was expenditure for labour costs

Labour costs represent the highest share of R&D expenditure. In 2007 they amounted to EUR 275.1 million, which was 5% more than in 2006.

Investments represent the lowest share of total GERD. Compared with 2006, in 2007 they increased by 0.9 of a percentage point, representing 10.4% of the total cost.

Slika 4: Bruto domači izdatki za R-R dejavnost (BIRR) po sektorjih izvajanja in področjih znanosti, Slovenija 2007

Chart 4: Gross domestic expenditure on R&D (GERD) by sector of performance and field of science, Slovenia, 2007



Skoraj polovica vseh sredstev, namenjenih za R-R dejavnost, je bila v letu 2007 porabljena za tehniške in tehnološke vede

Največji delež BIRR-a v letu 2007 je bil namenjen za tehniške in tehnološke vede, in sicer 44,1 % ali 220,9 milijona EUR. Temu so po višini in deležu sledili izdatki za R-R dejavnost na področju medicinskih ved (ti so obsegali 127,3 milijona EUR ali 25,4-odstotni delež v BIRR-u), najmanj sredstev pa je bilo namenjenih humanistiki (18,8 milijona EUR ali 3,8 % v BIRR-u).

Struktura izdatkov za R-R dejavnost glede na področja znanosti se po sektorjih razlikuje. V poslovnem sektorju so več kot 90 % vseh sredstev namenili raziskavam s področja tehniških in tehnoloških ved ter medicinskih ved.

V državnem sektorju so največji delež sredstev namenili raziskavam na področju naravoslovnih ved, pomemben delež pa so predstavljali tudi izdatki za družbene in humanistične vede, in sicer so za raziskave na tem področju namenili kar 26,6 % vseh sredstev v tem sektorju.

In 2007, slightly less than half of all money devoted to R&D was spent in the field of engineering and technology

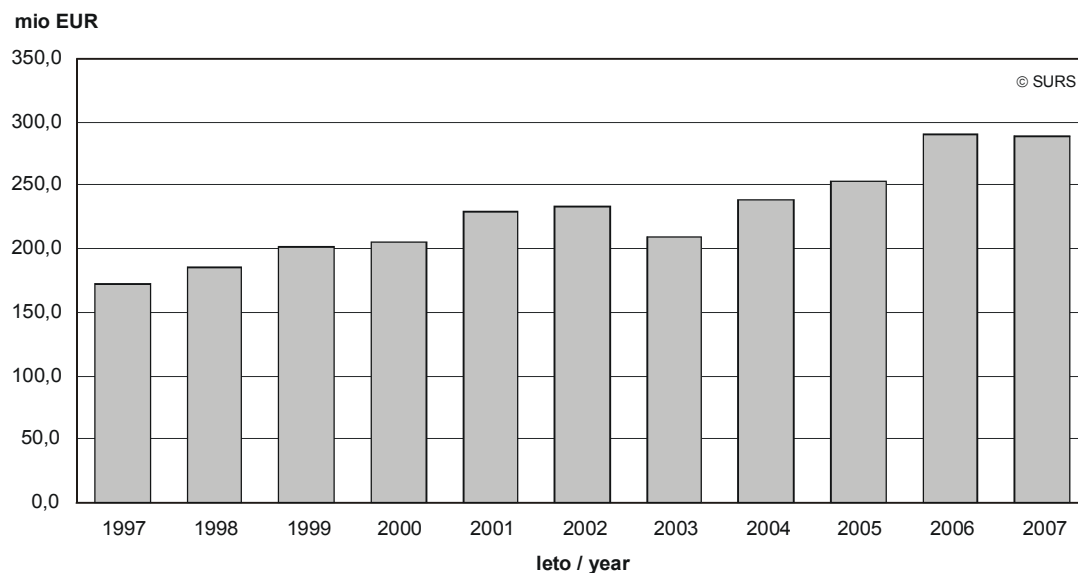
The highest share of GERD in 2007 was devoted to engineering and technology, namely 44.1% or EUR 220.9 million, followed by medical sciences (EUR 127.3 million or 25.4% of GERD). The least funds were devoted to humanities (EUR 18.8 million or 3.8% of GERD).

The structure of expenditure by field of science differs by sector of performance: in the business sector 90% of expenditure was allocated to engineering and technology and to medical sciences.

In the government sector the leading field of science in terms of R&D expenditure was natural sciences, while important shares in this sector (26.6% of total expenditure) were also expenditure in social sciences and humanities.

Slika 5: Bruto domači izdatki za R-R dejavnost (BIRR) po stalnih cenah, Slovenija 1997–2007

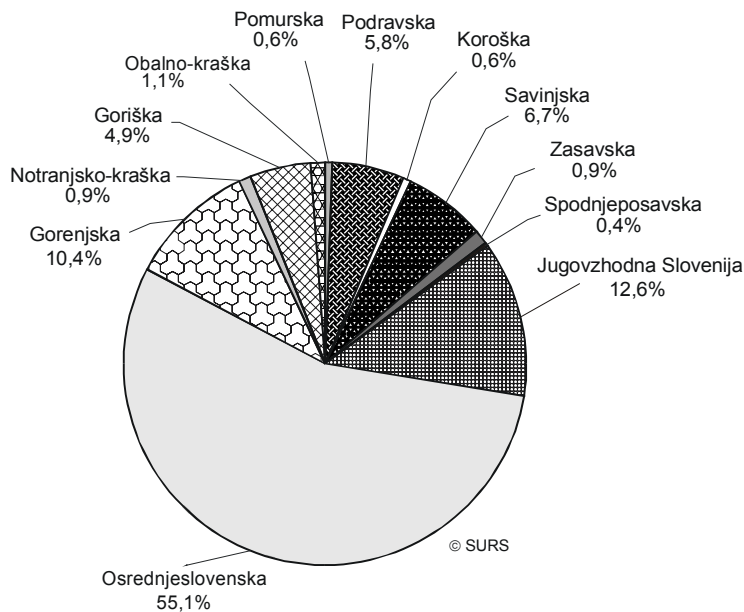
Chart 5: Gross domestic expenditure on R&D (GERD) at constant prices, Slovenia, 1997-2007



Bruto domači izdatki za R-R dejavnost (BIRR), preračunani v stalne cene, so se v obdobju 2004–2007 na letni ravni povprečno povečali za 8,6 %. Od leta 1997, ko so ti znašali 172,5 milijona EUR, do leta 2007 so se povečali za 68 %, v letu 2007 pa so se glede na leto 2006 nekoliko zmanjšali (za 0,8 milijona EUR).

In the 2004-2007 period gross domestic expenditure on R&D (GERD) at constant prices increased by 8,6 % at the annual level. Compared to 1997, when they amounted to EUR 172.5 million, by 2007 they increased by 68%; however, compared to 2006, they decreased slightly (by EUR 0.8 million).

Slika 6: Bruto domači izdatki za R-R dejavnost (BIRR) po regijah, Slovenija, 2007
Chart 6: Gross domestic expenditure on R&D (GERD) by regions, Slovenia, 2007



Tudi v letu 2007 je bilo največ sredstev za R-R dejavnost porabljenih v osrednjeslovenski, najmanj pa v spodnjeposavski statistični regiji

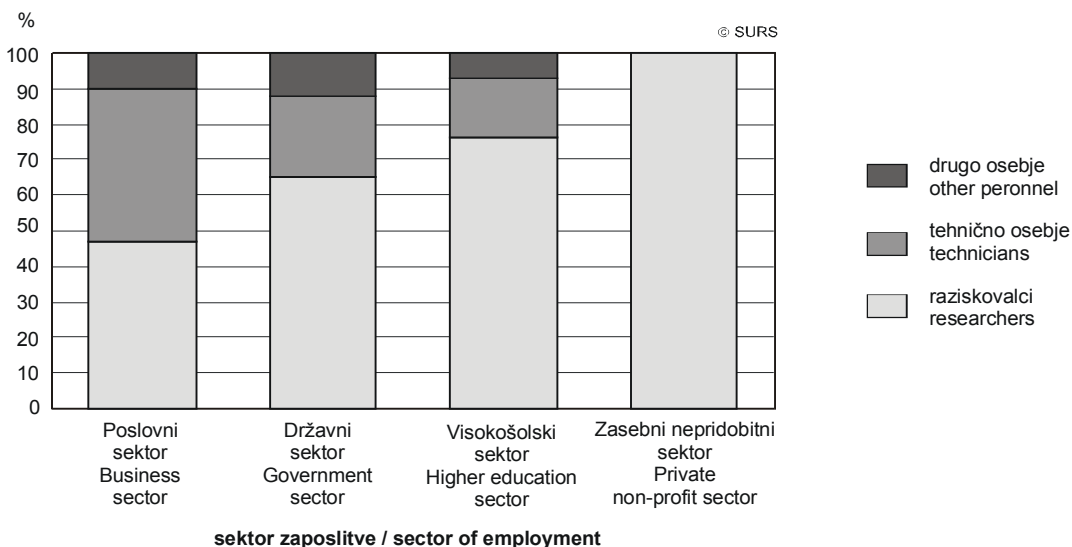
Bruto domači izdatki za R-R dejavnost (BIRR) so z vidika statističnih regij precej neenakomerno razporejeni. Največ sredstev, namenjenih za R-R dejavnost, je bilo porabljenih v osrednjeslovenski statistični regiji, kar 55 % vseh sredstev, s slabimi 13 % ji je sledila jugovzhodna Slovenija in z 10 % gorenjska statistična regija. Te tri statistične regije so v letu 2007 porabile več kot tri četrtine vseh sredstev, namenjenih za R-R dejavnost v Sloveniji.

In 2007 too most funds for R&D were spent in the Osrednjeslovenska statistical region and the least in the Spodnjeposavska statistical region

Data on gross domestic expenditure on R&D (GERD) by regions show great differences. Most funds allocated to the R&D (55%) were spent in the Osrednjeslovenska statistical region, followed by Jugovzhodna Slovenia and Gorenjska region with 13% and 10%, respectively. In 2007 these three statistical regions spent more than three quarters of all resources spent on R&D activities in Slovenia.

ZAPOSLENI V RAZISKOVALNO-RAZVOJNI DEJAVNOSTI, SLOVENIJA, 2007 R&D PERSONNEL, SLOVENIA, 2007

Slika 7: Število vseh zaposlenih v R-R dejavnosti po sektorju zaposlitve in poklicu, izraženo v fizičnih osebah, Slovenija, 2007
Chart 7: R&D personnel by sector of employment and occupation in head counts (HC), Slovenia, 2007



Med osebjem, zaposlenim v R-R dejavnosti, je bilo 61 % raziskovalcev

V R-R dejavnosti je bilo v opazovanem letu zaposlenih 14311 (fizičnih) oseb, od tega je 5541 žensk (38,7 %). Med vsemi zaposlenimi osebami je bilo 61 % raziskovalcev, od tega 35 % žensk (raziskovalk).

Medsektorska primerjava pokaže, da je bilo med zaposlenimi v R-R dejavnosti v poslovnem sektorju 47 % raziskovalcev, v državnem sektorju 65 % in visokošolskem sektorju 76 %. V zasebnem nepridobitnem sektorju pa so bili vsi, ki so bili zaposleni v R-R dejavnosti, raziskovalci.

Zastopanost tehničnega osebja v R-R dejavnosti kaže obrnjeno sliko. Največ tehničnega osebja med zaposlenimi v R-R dejavnosti je bilo zaposlenega v poslovnem sektorju (42 %), najmanj pa v visokošolskem sektorju (16 %).

Among persons employed in R&D 61% are researchers

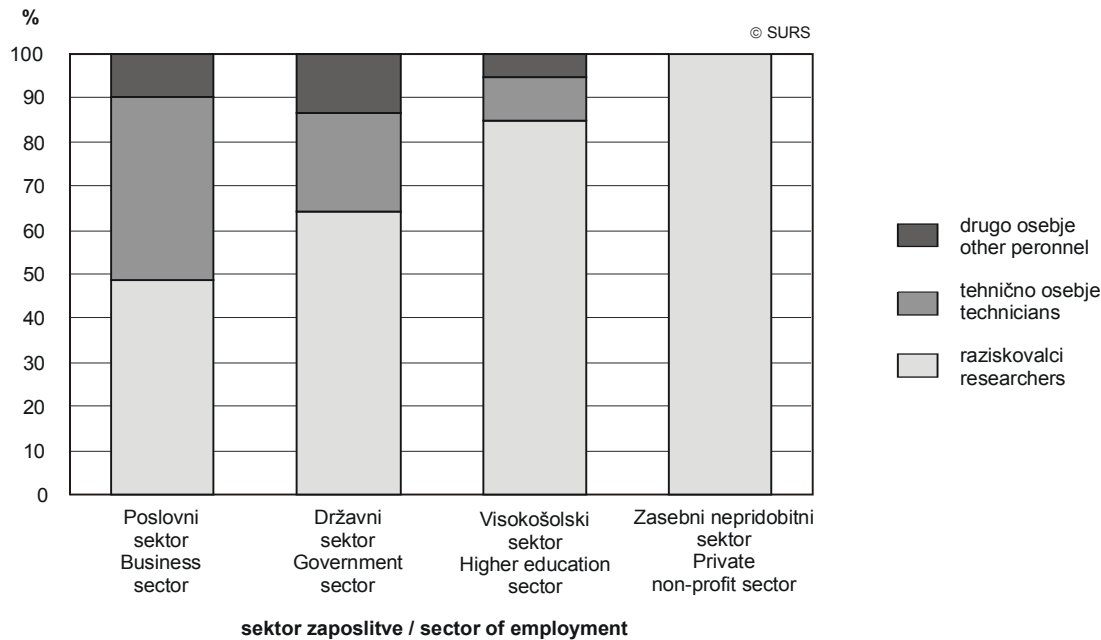
In 2007, 14,311 people were employed in R&D, of whom 5,541 (38.7%) were women. 61% of those who were employed in R&D were researchers, 35% of them women.

Inter-sectoral comparison shows that in the business sector 47% of R&D personnel were researchers, in the government sector 65% and in the higher education sector 76%. In the private non-profit sector all people working in R&D were researchers.

As regards technicians, the shares are opposite: from the business sector with 42% to the higher education sector with only 16%.

Slika 8: Število zaposlenih v R-R dejavnosti po sektorju zaposlitve in poklicu, izraženo v ekvivalentu polnega delovnega časa (EPDČ), Slovenija, 2007

Chart 8: R&D personnel by sector of employment and occupation in FTE, Slovenia, 2007



Če obseg dela, ki so ga v letu 2007 opravili zaposleni v R-R dejavnosti, izrazimo v ekvivalentu polnega delovnega časa, bi to ustrezalo obsegu dela (številu delovnih ur), ki bi ga opravilo 10.369 polno zaposlenih oseb ali 576 oseb več kot v letu 2006

Obseg časa (številu delovnih ur), ki ga zaposleni dejansko porabijo za R-R dejavnost, izražamo tudi z ekvivalentom polnega delovnega časa (EPDČ), in sicer zato, da preprečimo podcenitev ali precenitev podatkov o zaposlenosti na področju raziskovalno-razvojne dejavnosti.

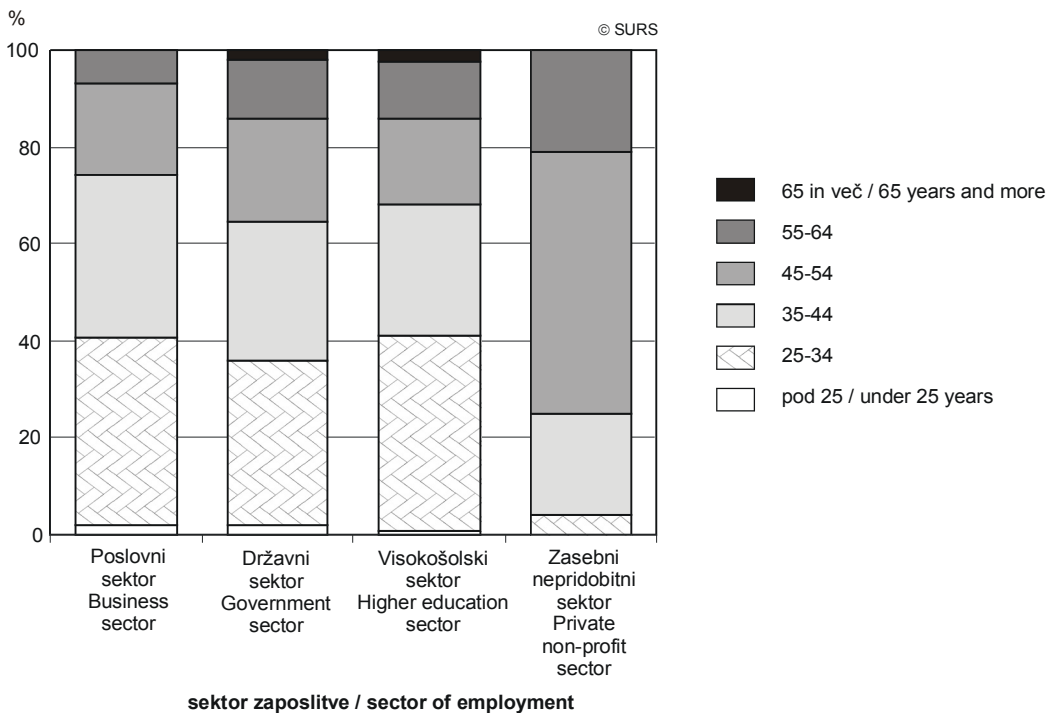
V letu 2007 se je tako z R-R dejavnostjo ukvarjalo 14.311 zaposlenih fizičnih oseb z različnim obsegom dela, izraženo v EPDČ pa bi to ustrezalo 10.369 osebam s polno zaposlitvijo (od tega 60 % raziskovalcev, 30 % tehničnega osebja in 10 % drugega osebja). Medsektorska slika tudi s tega vidika kaže približno enako visok delež raziskovalcev med vsemi zaposlenimi v R-R dejavnosti. Na prvem mestu po številu in deležu raziskovalcev je bil visokošolski sektor, zasebni nepridobitni sektor pa je bil po obeh vidikih merjenja osebja (števila/deleža) enak (100 %).

Expressed in full time equivalent (FTE), 10,369 persons were involved in R&D, 573 more than a year before

How much time persons in paid employment actually work in the field of R&D is expressed by the full time equivalent (FTE). We use this approach in order to avoid underestimating or overestimating the data on persons engaged in R&D.

Expressed in FTE, 10,369 persons were involved in R&D in 2007, among them 60% researchers, 30% technicians and 10% other personnel. The review by sector shows a high share of researchers among R&D personnel; the higher education sector was first both in terms of the number and share. As mentioned, in the private non-profit sector all R&D personnel were researchers.

Slika 9: Število raziskovalcev v R-R dejavnosti po sektorjih zaposlitve in po starostnih skupinah, izraženo v fizičnih osebah, Slovenija, 2007
Chart 9: Researchers in R&D by sector of employment and age class in head counts (HC), Slovenia, 2007



V letu 2007 je bilo 67 % raziskovalcev starih od 25 do 44 let, le 1,45 % je bilo mlajših od 25 let in le 1,5 % je bilo starejših od 65 let

V opazovanem letu (2007) je bilo 67 % raziskovalcev med vsemi raziskovalci v Sloveniji starih od 25 do 44 let. Delež raziskovalcev v tej starosti je bil še večji po posameznih sektorjih zaposlitve; v poslovnem sektorju je obsegal kar 72 %. V zasebnem nepridobitnem sektorju so največjo skupino sestavljali raziskovalci v starosti od 45 do 54 let, bilo jih je kar za slabe tri petine. 127 raziskovalcev med vsemi pa je bilo starih manj kot 25 let.

In 2007, more than 67% of researchers were 25-44 years old, only 1.45% of researchers belonged to the age group under 25 years and only 1.5% of researchers were older than 65 years

As regards age, in 2007 more than 67% of researchers were 25-44 years old. In some sectors this percentage was much higher: in the business sectors 72% of researchers were 25-44 years old. In the private non-profit sector three fifth of researchers were aged 45-54. In 2007, 127 researchers belonged to the age group under 25 years.

RAZISKOVALNO-RAZVOJNA DEJAVNOST, SLOVENIJA 2007

RESEARCH & DEVELOPMENT ACTIVITY, SLOVENIA 2007

2. Bruto domači izdatki za R-R dejavnost (BIRR) po virih financiranja in sektorjih izvedbe, Slovenija, 1997-2007

Gross domestic expenditure on R&D (GERD) by sources of funds and sectors of performance, Slovenia, 1997-2007

mio EUR, tekoče cene / current prices

| | 1997 | 1998 | 1999 | 2000 | 2001 | 2002 | 2003 | 2004 | 2005 | 2006 | 2007 | |
|--|--------------|--------------|--------------|--------------|--------------|--------------|--------------|--------------|--------------|--------------|--------------|--|
| Poslovni sektor - viri financiranja | | | | | | | | | | | | Business enterprise sector - sources of funding |
| Gospodarske družbe | 76,8 | 88,4 | 108,8 | 123,5 | 157,1 | 188,7 | 154,2 | 208,0 | 209,3 | 262,6 | 266,8 | Business enterprises |
| Država | 6,7 | 6,8 | 9,1 | 10,1 | 8,9 | 10,2 | 26,2 | 11,5 | 15,5 | 16,5 | 23,8 | Government |
| Visoko šolstvo | - | 0,0 | - | - | 0,0 | 0,2 | 0,4 | 0,5 | 1,2 | 0,0 | - | Higher education |
| Zasebne nepridobitne organizacije | - | - | - | - | - | - | 0,2 | 0,1 | 0,0 | 0,7 | - | Private non-profit organizations |
| Viri iz tujine | 7,9 | 9,1 | 8,7 | 10,8 | 13,3 | 3,7 | 23,3 | 33,5 | 16,8 | 11,6 | 8,8 | Funds from abroad |
| Skupaj | 91,5 | 104,3 | 126,6 | 144,4 | 179,3 | 202,8 | 204,3 | 253,6 | 242,8 | 291,3 | 299,5 | Total |
| Državni sektor - viri financiranja | | | | | | | | | | | | Government sector - sources of funding |
| Gospodarske družbe | 11,5 | 12,3 | 18,1 | 8,7 | 7,5 | 8,4 | 7,7 | 8,1 | 12,0 | 16,9 | 16,1 | Business enterprises |
| Država | 34,1 | 45,3 | 44,8 | 54,4 | 63,8 | 64,7 | 57,3 | 61,7 | 80,4 | 92,3 | 95,3 | Government |
| Visoko šolstvo | 0,7 | 1,1 | 1,0 | 0,8 | 0,8 | 0,7 | 0,4 | 0,2 | 0,8 | 0,0 | - | Higher education |
| Zasebne nepridobitne organizacije | 0,0 | - | 0,0 | - | 0,0 | - | 0,0 | 0,0 | 0,0 | 0,0 | 0,0 | Private non-profit organizations |
| Viri iz tujine | 2,3 | 2,2 | 1,8 | 2,5 | 3,4 | 4,6 | 5,4 | 5,1 | 6,6 | 9,4 | 11,1 | Funds from abroad |
| Skupaj | 48,6 | 61,0 | 65,7 | 66,4 | 75,4 | 78,4 | 70,7 | 75,1 | 99,9 | 118,5 | 122,5 | Total |
| Visokošolski sektor - viri financiranja | | | | | | | | | | | | Higher education sector - sources of funding |
| Gospodarske družbe | 3,1 | 3,8 | 3,4 | 3,2 | 3,4 | 4,7 | 4,4 | 4,7 | 6,2 | 7,0 | 8,2 | Business enterprises |
| Državni namenski viri | 20,4 | 24,8 | 27,1 | 32,7 | 37,2 | 40,1 | 35,1 | 39,6 | 53,6 | 53,9 | 56,1 | Direct government |
| Državni viri za visoko šolstvo | 1,9 | 2,3 | 3,2 | 3,9 | 3,7 | 3,8 | 1,7 | 1,8 | 2,5 | 4,2 | 2,9 | General university funds |
| Državni viri - skupaj | 22,3 | 27,1 | 30,3 | 36,6 | 40,9 | 43,9 | 36,8 | 41,4 | 56,1 | 58,0 | 58,9 | Subtotal government |
| Visoko šolstvo | 0,7 | 0,4 | 0,4 | 0,2 | 1,5 | 1,0 | 0,4 | 0,6 | 1,1 | 1,4 | 1,8 | Higher education |
| Zasebne nepridobitne organizacije | 0,1 | - | 0,0 | - | 0,2 | 0,1 | 0,0 | 0,1 | 0,0 | 0,0 | 0,0 | Private non-profit organizations |
| Viri iz tujine | 3,8 | 2,1 | 2,5 | 2,6 | 4,5 | 3,1 | 2,8 | 3,5 | 5,8 | 7,2 | 8,9 | Funds from abroad |
| Skupaj | 30,0 | 33,4 | 36,6 | 42,6 | 50,4 | 52,8 | 44,5 | 50,2 | 69,1 | 73,6 | 77,9 | Total |
| Zasebni nepridobitni sektor - viri financiranja | | | | | | | | | | | | Private non-profit sector - sources of funding |
| Gospodarske družbe | 1,1 | 0,8 | 0,7 | 1,3 | 1,7 | 2,2 | 0,5 | 0,6 | 0,7 | 0,6 | 0,5 | Business enterprises |
| Država | 0,7 | 0,8 | 0,5 | 1,5 | 1,5 | 2,3 | 0,1 | 0,2 | 0,1 | 0,1 | 0,1 | Government |
| Visoko šolstvo | 0,0 | - | - | - | 0,0 | 0,3 | 0,0 | 0,0 | 0,0 | 0,0 | - | Higher education |
| Zasebne nepridobitne organizacije | 0,3 | 0,1 | 0,1 | 0,1 | 1,0 | 0,0 | 0,1 | 0,1 | 0,0 | 0,1 | 0,0 | Private non-profit organizations |
| Viri iz tujine | 0,2 | 0,1 | 0,0 | 0,1 | 1,1 | 1,0 | 0,1 | 0,1 | 0,1 | 0,0 | 0,1 | Funds from abroad |
| Skupaj | 2,3 | 1,8 | 1,4 | 3,0 | 5,2 | 5,8 | 0,8 | 1,0 | 0,9 | 0,8 | 0,7 | Total |
| SKUPAJ - viri financiranja (BIRR) | | | | | | | | | | | | TOTAL - sources of funding (GERD) |
| Gospodarske družbe | 92,5 | 105,3 | 131,1 | 136,7 | 169,6 | 204,0 | 166,8 | 221,3 | 228,3 | 287,0 | 291,6 | Business enterprises |
| Državni namenski viri | 62,0 | 77,7 | 81,4 | 98,7 | 111,4 | 117,3 | 118,8 | 113,0 | 149,6 | 162,7 | 175,4 | Direct government |
| Državni viri za visoko šolstvo | 1,9 | 2,3 | 3,2 | 3,9 | 3,7 | 3,8 | 1,7 | 1,7 | 2,5 | 4,2 | 2,9 | General university funds |
| Državni viri - skupaj | 63,9 | 80,0 | 84,6 | 102,6 | 115,1 | 121,0 | 120,5 | 114,8 | 152,1 | 166,9 | 178,2 | Subtotal government |
| Visoko šolstvo | 1,4 | 1,6 | 1,5 | 1,0 | 2,3 | 2,2 | 1,2 | 1,3 | 3,0 | 1,4 | 1,8 | Higher education |
| Zasebne nepridobitne organizacije | 0,4 | 0,1 | 0,2 | 0,1 | 1,1 | 0,2 | 0,3 | 0,4 | 0,1 | 0,8 | 0,1 | Private non-profit organizations |
| Viri iz tujine | 14,2 | 13,5 | 13,0 | 15,9 | 22,3 | 12,5 | 31,6 | 42,2 | 29,3 | 28,1 | 28,8 | Funds from abroad |
| Skupaj | 172,5 | 200,4 | 230,3 | 256,4 | 310,4 | 339,9 | 320,4 | 379,9 | 412,8 | 484,3 | 500,5 | Total |
| - od tega: | | | | | | | | | | | | - of which: |
| BIRR za obrambo | 0,4 | - | - | - | 0,3 | 0,3 | 0,4 | 1,8 | 2,6 | 0,3 | 0,5 | Defence GERD |

3. Bruto domači izdatki za R-R dejavnost (BIRR) po virih financiranja in sektorjih izvedbe, Slovenija, 1997-2007

Gross domestic expenditure on R&D (GERD) by sources of funds and sectors of performance, Slovenia, 1997-2007

mio EUR, stalne cene / constant prices

| | 1997 | 1998 | 1999 | 2000 | 2001 | 2002 | 2003 | 2004 | 2005 | 2006 | 2007 | |
|--|--------------|--------------|--------------|--------------|--------------|--------------|--------------|--------------|--------------|--------------|--------------|--|
| Poslovni sektor - viri financiranja | | | | | | | | | | | | Business enterprise sector - sources of funding |
| Gospodarske družbe | 76,8 | 81,9 | 95,0 | 99,0 | 116,2 | 129,8 | 100,5 | 130,8 | 128,5 | 157,3 | 154,2 | Business enterprises |
| Država | 6,7 | 6,3 | 7,9 | 8,1 | 6,6 | 7,0 | 17,1 | 7,2 | 9,5 | 9,9 | 13,8 | Government |
| Visoko šolstvo | - | 0,0 | - | - | 0,0 | 0,1 | 0,3 | 0,3 | 0,7 | 0,0 | - | Higher education |
| Zasebne nepridobitne organizacije | - | - | - | - | - | - | 0,1 | 0,1 | 0,0 | 0,4 | - | Private non-profit organizations |
| Viri iz tujine | 7,9 | 8,4 | 7,6 | 8,7 | 9,8 | 2,6 | 15,2 | 21,1 | 10,3 | 6,9 | 5,1 | Funds from abroad |
| Skupaj | 91,5 | 96,7 | 110,5 | 115,8 | 132,7 | 139,5 | 133,2 | 159,5 | 149,1 | 174,5 | 173,1 | Total |
| Državni sektor - viri financiranja | | | | | | | | | | | | Government sector - sources of funding |
| Gospodarske družbe | 11,5 | 11,4 | 15,8 | 6,9 | 5,5 | 5,8 | 5,0 | 5,1 | 7,4 | 10,1 | 9,3 | Business enterprises |
| Država | 34,1 | 42,0 | 39,1 | 43,7 | 47,2 | 44,5 | 37,4 | 38,8 | 49,4 | 55,3 | 55,1 | Government |
| Visoko šolstvo | 0,7 | 1,0 | 0,9 | 0,7 | 0,6 | 0,5 | 0,2 | 0,1 | 0,5 | 0,0 | - | Higher education |
| Zasebne nepridobitne organizacije | 0,0 | - | 0,0 | - | 0,0 | - | 0,0 | 0,0 | 0,0 | 0,0 | 0,0 | Private non-profit organizations |
| Viri iz tujine | 2,3 | 2,0 | 1,6 | 2,0 | 2,5 | 3,2 | 3,5 | 3,2 | 4,1 | 5,6 | 6,4 | Funds from abroad |
| Skupaj | 48,6 | 56,5 | 57,4 | 53,3 | 55,8 | 53,9 | 46,1 | 47,2 | 61,3 | 71,0 | 70,8 | Total |
| Visokošolski sektor - viri financiranja | | | | | | | | | | | | Higher education sector - sources of funding |
| Gospodarske družbe | 3,1 | 3,5 | 2,9 | 2,6 | 2,5 | 3,3 | 2,9 | 2,9 | 3,8 | 4,2 | 4,7 | Business enterprises |
| Državni namenski viri | 20,4 | 23,0 | 23,6 | 26,2 | 27,6 | 27,6 | 22,9 | 24,9 | 32,9 | 32,3 | 32,4 | Direct government |
| Državni viri za visoko šolstvo | 1,9 | 2,1 | 2,8 | 3,1 | 2,7 | 2,6 | 1,1 | 1,1 | 1,5 | 2,5 | 1,7 | General university funds |
| Državni viri - skupaj | 22,3 | 25,1 | 26,4 | 29,4 | 30,3 | 30,2 | 24,0 | 26,0 | 34,4 | 34,8 | 34,0 | Subtotal government |
| Visoko šolstvo | 0,7 | 0,4 | 0,4 | 0,1 | 1,1 | 0,7 | 0,3 | 0,4 | 0,7 | 0,8 | 1,0 | Higher education |
| Zasebne nepridobitne organizacije | 0,1 | - | 0,0 | - | 0,1 | 0,1 | 0,0 | 0,1 | 0,0 | 0,0 | 0,0 | Private non-profit organizations |
| Viri iz tujine | 3,8 | 1,9 | 2,2 | 2,1 | 3,3 | 2,1 | 1,9 | 2,2 | 3,5 | 4,3 | 5,1 | Funds from abroad |
| Skupaj | 30,0 | 30,9 | 31,9 | 34,1 | 37,3 | 36,4 | 29,0 | 31,6 | 42,4 | 44,1 | 45,0 | Total |
| Zasebni nepridobitni sektor - viri financiranja | | | | | | | | | | | | Private non-profit sector - sources of funding |
| Gospodarske družbe | 1,1 | 0,7 | 0,6 | 1,1 | 1,2 | 1,5 | 0,4 | 0,4 | 0,4 | 0,4 | 0,3 | Business enterprises |
| Država | 0,7 | 0,7 | 0,4 | 1,2 | 1,1 | 1,6 | 0,1 | 0,1 | 0,1 | 0,1 | 0,1 | Government |
| Visoko šolstvo | 0,0 | - | - | - | 0,0 | 0,2 | 0,0 | 0,0 | 0,0 | 0,0 | - | Higher education |
| Zasebne nepridobitne organizacije | 0,3 | 0,1 | 0,1 | 0,1 | 0,7 | 0,0 | 0,1 | 0,1 | 0,0 | 0,0 | 0,0 | Private non-profit organizations |
| Viri iz tujine | 0,2 | 0,1 | 0,0 | 0,0 | 0,8 | 0,7 | 0,0 | 0,1 | 0,0 | 0,0 | 0,1 | Funds from abroad |
| Skupaj | 2,3 | 1,6 | 1,2 | 2,4 | 3,8 | 4,0 | 0,5 | 0,7 | 0,6 | 0,5 | 0,4 | Total |
| SKUPAJ - viri financiranja (BIRR) | | | | | | | | | | | | TOTAL - sources of funding (GERD) |
| Gospodarske družbe | 92,5 | 97,6 | 114,4 | 109,6 | 125,5 | 140,3 | 108,7 | 139,2 | 140,2 | 171,9 | 168,5 | Business enterprises |
| Državni namenski viri | 62,0 | 72,0 | 71,1 | 79,2 | 82,4 | 80,7 | 77,4 | 71,1 | 91,9 | 97,5 | 101,4 | Direct government |
| Državni viri za visoko šolstvo | 1,9 | 2,1 | 2,8 | 3,1 | 2,7 | 2,6 | 1,1 | 1,1 | 1,5 | 2,5 | 1,7 | General university funds |
| Državni viri - skupaj | 63,9 | 74,1 | 73,9 | 82,3 | 85,2 | 83,3 | 78,5 | 72,2 | 93,4 | 100,0 | 103,0 | Subtotal government |
| Visoko šolstvo | 1,4 | 1,4 | 1,3 | 0,8 | 1,7 | 1,5 | 0,8 | 0,8 | 1,9 | 0,8 | 1,0 | Higher education |
| Zasebne nepridobitne organizacije | 0,4 | 0,1 | 0,1 | 0,1 | 0,8 | 0,1 | 0,2 | 0,3 | 0,1 | 0,5 | 0,1 | Private non-profit organizations |
| Viri iz tujine | 14,2 | 12,5 | 11,3 | 12,8 | 16,5 | 8,6 | 20,6 | 26,5 | 18,0 | 16,9 | 16,6 | Funds from abroad |
| Skupaj | 172,5 | 185,7 | 201,1 | 205,6 | 229,7 | 233,8 | 208,9 | 239,0 | 253,4 | 290,1 | 289,3 | Total |
| - od tega: | | | | | | | | | | | | - of which: |
| BIRR za obrambo | 0,4 | - | - | - | 0,2 | 0,2 | 0,3 | 1,2 | 1,6 | 0,2 | 0,3 | Defence GERD |

4. Finančni viri za R-R dejavnost iz tujine po vrstah institucij in sektorjih izvedbe, Slovenija, 2007

Funds from abroad by sector of performance and type of financing institution, Slovenia, 2007

1000 EUR

| Finančni viri iz tujine po vrstah institucij | 2007 | Funds from abroad - types of financing institutions |
|--|--------------|---|
| Poslovni sektor | | Business enterprise sector |
| Tuja podjetja | 4413 | Foreign business enterprises |
| podjetja, ki sodijo v isto skupino podjetij | 1573 | business enterprises within the same group |
| druga podjetja in gospodarske družbe | 2840 | other business enterprises |
| Tuje vlade | 28 | Other national governments |
| Visoko šolstvo | 14 | Higher education |
| Privatne nepridobitne organizacije | - | Private non-profit organisations |
| Evropska komisija | 4284 | European Commission |
| Mednarodne organizacije | 34 | International organisations |
| Drugo | 11 | N.e.c. |
| Skupaj - viri iz tujine | 8784 | Total - funds from abroad |
| Državni sektor | | Government sector |
| Tuja podjetja | 914 | Foreign business enterprises |
| Tuje vlade | 266 | Other national governments |
| Visoko šolstvo | 147 | Higher education |
| Privatne nepridobitne organizacije | 187 | Private non-profit organisations |
| Evropska komisija | 8227 | European commission |
| Mednarodne organizacije | 665 | International organisations |
| Drugo | 672 | N.e.c. |
| Skupaj - viri iz tujine | 11078 | Total - funds from abroad |
| Visokošolski sektor | | Higher education sector |
| Tuja podjetja | 389 | Foreign business enterprises |
| Tuje vlade | 105 | Other national governments |
| Visoko šolstvo | 208 | Higher education |
| Privatne nepridobitne organizacije | - | Private non-profit organisations |
| Evropska komisija | 7201 | European commission |
| Mednarodne organizacije | 717 | International organisations |
| Drugo | 276 | N.e.c. |
| Skupaj - viri iz tujine | 8896 | Total - funds from abroad |
| Zasebni nepridobitni sektor | | Private non profit sector |
| Tuja podjetja | 26 | Foreign business enterprises |
| Tuje vlade | - | Other national governments |
| Visoko šolstvo | 13 | Higher education |
| Privatne nepridobitne organizacije | 3 | Private non-profit organisations |
| Evropska komisija | - | European commission |
| Mednarodne organizacije | - | International organisations |
| Drugo | 16 | N.e.c. |
| Skupaj - viri iz tujine | 58 | Total - funds from abroad |
| BIRR | | GERD |
| Tuja podjetja | 5742 | Foreign business enterprises |
| Tuje vlade | 399 | Other national governments |
| Visoko šolstvo | 382 | Higher education |
| Privatne nepridobitne organizacije | 190 | Private non-profit organisations |
| Evropska komisija | 19713 | European commission |
| Mednarodne organizacije | 1416 | International organisations |
| Drugo | 975 | N.e.c. |
| Skupaj - viri iz tujine | 28817 | Total - funds from abroad |

5. Bruto domači izdatki za R-R dejavnost (BIRR) po vrstah stroškov in sektorjih izvedbe, Slovenija, 2007

Gross domestic expenditure by sector of performance and type of costs, Slovenia, 2007

1000EUR

| Vrste stroškov | 2007 | Types of costs |
|------------------------------------|---------------|-----------------------------------|
| Poslovni sektor | | Business enterprise sector |
| Stroški dela | 153620 | Labour costs |
| Drugi tekoči stroški | 108053 | Other current costs |
| Skupaj - tekoči stroški | 261673 | Sub-total current costs |
| Zgradbe in zemljišča | 15848 | Land and buildings |
| Instrumenti in oprema | 21934 | Instruments and equipment |
| Skupaj - investicijski stroški | 37782 | Sub-total capital expenditure |
| Skupaj | 299455 | Total |
| Državni sektor | | Government sector |
| Stroški dela | 76833 | Labour costs |
| Drugi tekoči stroški | 38695 | Other current costs |
| Skupaj - tekoči stroški | 115528 | Sub-total current costs |
| Zgradbe in zemljišča | 1358 | Land and buildings |
| Instrumenti in oprema | 5602 | Instruments and equipment |
| Skupaj - investicijski stroški | 6960 | Sub-total capital expenditure |
| Skupaj | 122488 | Total |
| Visokošolski sektor | | Higher education sector |
| Stroški dela | 44268 | Labour costs |
| Drugi tekoči stroški | 26278 | Other current costs |
| Skupaj - tekoči stroški | 70547 | Sub-total current costs |
| Zgradbe in zemljišča | - | Land and buildings |
| Instrumenti in oprema | 7320 | Instruments and equipment |
| Skupaj - investicijski stroški | 7320 | Sub-total capital expenditure |
| Skupaj | 77867 | Total |
| Zasebni nepridobitni sektor | | Private non-profit sector |
| Stroški dela | 374 | Labour costs |
| Drugi tekoči stroški | 248 | Other current costs |
| Skupaj - tekoči stroški | 622 | Sub-total current costs |
| Zgradbe in zemljišča | 37 | Land and buildings |
| Instrumenti in oprema | 39 | Instruments and equipment |
| Skupaj - investicijski stroški | 76 | Sub-total capital expenditure |
| Skupaj | 698 | Total |
| BIRR | | GERD |
| Stroški dela | 275096 | Labour costs |
| Drugi tekoči stroški | 173274 | Other current costs |
| Skupaj - tekoči stroški | 448370 | Sub-total current costs |
| Zgradbe in zemljišča | 17243 | Land and buildings |
| Instrumenti in oprema | 34896 | Instruments and equipment |
| Skupaj - investicijski stroški | 52138 | Sub-total capital expenditure |
| Skupaj | 500508 | Total |

6. Bruto domači izdatki za R-R dejavnost (BIRR) po sektorju izvedbe in po vrstah raziskav, Slovenija, 2007

Gross domestic expenditure on R&D (GERD) by sector of performance and type of R&D, Slovenia, 2007

1000 EUR

| Vrste raziskav | 2007 | Types of R&D |
|----------------------------|---------------|-----------------------------------|
| Poslovni sektor | | Business enterprise sector |
| Temeljne raziskave | 10233 | Basic research |
| Aplikativne raziskave | 211910 | Applied research |
| Eksperimentalni razvoj | 77312 | Experimental development |
| Skupaj | 299455 | Total |
| Državni sektor | | Government sector |
| Temeljne raziskave | 30031 | Basic research |
| Aplikativne raziskave | 69444 | Applied research |
| Eksperimentalni razvoj | 23013 | Experimental development |
| Skupaj | 122488 | Total |
| Visokošolski sektor | | Higher education sector |
| Temeljne raziskave | 23629 | Basic research |
| Aplikativne raziskave | 42833 | Applied research |
| Eksperimentalni razvoj | 11405 | Experimental development |
| Skupaj | 77867 | Total |



6. Bruto domači izdatki za R-R dejavnost (BIRR) po sektorju izvedbe in vrstah raziskav, Slovenija, 2007 (nadaljevanje)

Gross domestic expenditure on R&D (GERD) by sector of performance and type of R&D, Slovenia, 2007 (continued)

1000 EUR

| Vrste raziskav | 2007 | Types of R&D |
|------------------------------------|---------------|----------------------------------|
| Zasebni nepridobitni sektor | | Private non-profit sector |
| Temeljne raziskave | 27 | Basic research |
| Aplikativne raziskave | 568 | Applied research |
| Eksperimentalni razvoj | 103 | Experimental development |
| Skupaj | 698 | Total |
| Slovenija | | National total |
| Temeljne raziskave | 63920 | Basic research |
| Aplikativne raziskave | 324756 | Applied research |
| Eksperimentalni razvoj | 111832 | Experimental development |
| Skupaj | 500508 | Total |

7. Bruto domači izdatki za R-R dejavnost (BIRR) po sektorjih izvedbe in področjih znanosti, Slovenija, 2007

Gross domestic expenditure on R&D by sector of performance and field of science, Slovenia, 2007

1000 EUR

| Področja znanosti | 2007 | Fields of science |
|--|---------------|---|
| Poslovni sektor | | Business enterprise sector |
| Naravoslovne vede | 14914 | Natural sciences |
| Tehniške in tehnološke vede | 171111 | Engineering and technology |
| Medicinske vede | 111719 | Medical sciences |
| Kmetijske vede | 216 | Agricultural sciences |
| Skupaj- naravoslovne in tehniške vede | 297960 | Subtotal - natural sciences and engineering |
| Družbene vede | 933 | Social sciences |
| Humanistične vede | 563 | Humanities |
| Skupaj - družboslovne in humanistične vede | 1495 | Sub-total - social sciences and humanities |
| Skupaj | 299455 | Total |
| Državni sektor | | Government sector |
| Naravoslovne vede | 64247 | Natural sciences |
| Tehniške in tehnološke vede | 16798 | Engineering and technology |
| Medicinske vede | 4384 | Medical sciences |
| Kmetijske vede | 4475 | Agricultural sciences |
| Skupaj- naravoslovne in tehniške vede | 89905 | Subtotal - natural sciences and engineering |
| Družbene vede | 17321 | Social sciences |
| Humanistične vede | 15262 | Humanities |
| Skupaj - družboslovne in humanistične vede | 32583 | Sub-total - social sciences and humanities |
| Skupaj | 122488 | Total |
| Visokošolski sektor | | Higher education sector |
| Naravoslovne vede | 8029 | Natural sciences |
| Tehniške in tehnološke vede | 32625 | Engineering and technology |
| Medicinske vede | 11149 | Medical sciences |
| Kmetijske vede | 12718 | Agricultural sciences |
| Skupaj- naravoslovne in tehniške vede | 64521 | Subtotal - natural sciences and engineering |
| Družbene vede | 10335 | Social sciences |
| Humanistične vede | 3011 | Humanities |
| Skupaj - družboslovne in humanistične vede | 13346 | Subtotal - social sciences and humanities |
| Skupaj | 77867 | Total |
| Zasebni nepridobitni sektor | | Private non-profit sector |
| Naravoslovne vede | 204 | Natural sciences |
| Tehniške in tehnološke vede | 361 | Engineering and technology |
| Medicinske vede | - | Medical sciences |
| Kmetijske vede | 36 | Agricultural sciences |
| Skupaj- naravoslovne in tehniške vede | 601 | Subtotal - natural sciences and engineering |
| Družbene vede | 97 | Social sciences |
| Humanistične vede | - | Humanities |
| Skupaj - družboslovne in humanistične vede | 97 | Subtotal - social sciences and humanities |
| Skupaj | 698 | Total |
| BIRR | | GERD |
| Naravoslovne vede | 87394 | Natural sciences |
| Tehniške in tehnološke vede | 220895 | Engineering and technology |
| Medicinske vede | 127252 | Medical sciences |
| Kmetijske vede | 17445 | Agricultural sciences |
| Skupaj- naravoslovne in tehniške vede | 452986 | Sub-tota - natural sciences and engineering |
| Družbene vede | 28686 | Social sciences |
| Humanistične vede | 18836 | Humanities |
| Skupaj - družboslovne in humanistične vede | 47522 | Subtotal - social sciences and humanities |
| Skupaj - BIRR | 500508 | Total |

8. Bruto domači izdatki za R-R dejavnost po sektorju izvedbe in družbenoekonomskih ciljih, Slovenija, 2007

Gross domestic expenditure on R&D by sector of performance and socio-economic objective, Slovenia, 2007

1000 EUR

| Družbenoekonomski cilji | 2007 | Socio-economic objectives |
|--|---------------|---|
| Poslovni sektor | | Business enterprise sector |
| 1. Raziskovanje in izkoriščanje zemlje | 746 | 1. Exploration and exploitation of the Earth |
| 2. Infrastruktura in splošno planiranje uporabe zemljišč | 32398 | 2. Infrastructure and general planning of land use |
| 3. Nadzor in skrb za okolje | 2037 | 3. Control and care of the environment |
| 4. Varstvo in izboljšanje človekovega zdravja | 2318 | 4. Protection and improvement of human health |
| 5. Proizvodnja, oskrba in racionalna raba energije | 9840 | 5. Production, distribution and rational utilisation of energy |
| 6. Kmetijska proizvodnja in tehnologija | 2010 | 6. Agricultural production and technology |
| 7. Industrijska proizvodnja in tehnologija | 243281 | 7. Industrial production and technology |
| 8. Družbeni ustroj in družbeni odnosi | 910 | 8. Social structures and relationships |
| 9. Raziskovanje in izkoriščanje vesolja | - | 9. Exploration and exploitation of space |
| 10. Neusmerjene raziskave in raziskave, ki se financirajo iz splošnih unuvertitetnih skladov | 4121 | 10. Non-oriented research |
| 11. Druge civilne raziskave | 1367 | 11. Other civil research |
| 12. Obramba | 426 | 12. Defence |
| Skupaj | 299455 | Total |
| Državni sektor | | Government sector |
| 1. Raziskovanje in izkoriščanje zemlje | 6421 | 1. Exploration and exploitation of the Earth |
| 2. Infrastruktura in splošno planiranje uporabe zemljišč | 7013 | 2. Infrastructure and general planning of land use |
| 3. Nadzor in skrb za okolje | 3977 | 3. Control and care of the environment |
| 4. Varstvo in izboljšanje človekovega zdravja | 6851 | 4. Protection and improvement of human health |
| 5. Proizvodnja, oskrba in racionalna raba energije | 6242 | 5. Production, distribution and rational utilisation of energy |
| 6. Kmetijska proizvodnja in tehnologija | 4353 | 6. Agricultural production and technology |
| 7. Industrijska proizvodnja in tehnologija | 10695 | 7. Industrial production and technology |
| 8. Družbeni ustroj in družbeni odnosi | 14337 | 8. Social structures and relationships |
| 9. Raziskovanje in izkoriščanje vesolja | - | 9. Exploration and exploitation of space |
| 10. Neusmerjene raziskave in raziskave, ki se financirajo iz splošnih unuvertitetnih skladov | 62553 | 10. Non-oriented research and research financed from General University Funds (GUF) |
| 11. Druge civilne raziskave | 10 | 11. Other civil research |
| 12. Obramba | 34 | 12. Defence |
| Skupaj | 122488 | Total |
| Visokošolski sektor | | Higher education sector |
| 1. Raziskovanje in izkoriščanje zemlje | 873 | 1. Exploration and exploitation of the Earth |
| 2. Infrastruktura in splošno planiranje uporabe zemljišč | 2966 | 2. Infrastructure and general planning of land use |
| 3. Nadzor in skrb za okolje | 1466 | 3. Control and care of the environment |
| 4. Varstvo in izboljšanje človekovega zdravja | 6136 | 4. Protection and improvement of human health |
| 5. Proizvodnja, oskrba in racionalna raba energije | 1968 | 5. Production, distribution and rational utilisation of energy |
| 6. Kmetijska proizvodnja in tehnologija | 2340 | 6. Agricultural production and technology |
| 7. Industrijska proizvodnja in tehnologija | 17017 | 7. Industrial production and technology |
| 8. Družbeni ustroj in družbeni odnosi | 5469 | 8. Social structures and relationships |
| 9. Raziskovanje in izkoriščanje vesolja | - | 9. Exploration and exploitation of space |
| 10. Neusmerjene raziskave in raziskave, ki se financirajo iz splošnih unuvertitetnih skladov | 39607 | 10. Non-oriented research and research financed from General University Funds (GUF) |
| 11. Druge civilne raziskave | 1 | 11. Other civil research |
| 12. Obramba | 25 | 12. Defence |
| Skupaj | 77867 | Total |
| Zasebni nepridobitni sektor | | Private non-profit sector |
| 1. Raziskovanje in izkoriščanje zemlje | - | 1. Exploration and exploitation of the Earth |
| 2. Infrastruktura in splošno planiranje uporabe zemljišč | 18 | 2. Infrastructure and general planning of land use |
| 3. Nadzor in skrb za okolje | 16 | 3. Control and care of the environment |
| 4. Varstvo in izboljšanje človekovega zdravja | - | 4. Protection and improvement of human health |
| 5. Proizvodnja, oskrba in racionalna raba energije | 26 | 5. Production, distribution and rational utilisation of energy |
| 6. Kmetijska proizvodnja in tehnologija | 36 | 6. Agricultural production and technology |
| 7. Industrijska proizvodnja in tehnologija | 454 | 7. Industrial production and technology |
| 8. Družbeni ustroj in družbeni odnosi | 80 | 8. Social structures and relationships |
| 9. Raziskovanje in izkoriščanje vesolja | - | 9. Exploration and exploitation of space |
| 10. Neusmerjene raziskave in raziskave, ki se financirajo iz splošnih unuvertitetnih skladov | 69 | 10. Non-oriented research and research financed from General University Funds (GUF) |
| 11. Druge civilne raziskave | - | 11. Other civil research |
| 12. Obramba | - | 12. Defence |
| Skupaj | 698 | Total |
| BIRR | | GERD |
| 1. Raziskovanje in izkoriščanje zemlje | 8041 | 1. Exploration and exploitation of the Earth |
| 2. Infrastruktura in splošno planiranje uporabe zemljišč | 42395 | 2. Infrastructure and general planning of land use |
| 3. Nadzor in skrb za okolje | 7495 | 3. Control and care of the environment |
| 4. Varstvo in izboljšanje človekovega zdravja | 15305 | 4. Protection and improvement of human health |
| 5. Proizvodnja, oskrba in racionalna raba energije | 18076 | 5. Production, distribution and rational utilisation of energy |
| 6. Kmetijska proizvodnja in tehnologija | 8739 | 6. Agricultural production and technology |
| 7. Industrijska proizvodnja in tehnologija | 271447 | 7. Industrial production and technology |
| 8. Družbeni ustroj in družbeni odnosi | 20796 | 8. Social structures and relationships |
| 9. Raziskovanje in izkoriščanje vesolja | - | 9. Exploration and exploitation of space |
| 10. Neusmerjene raziskave in raziskave, ki se financirajo iz splošnih unuvertitetnih skladov | 106350 | 10. Non-oriented research and research financed from General University Funds (GUF) |
| 11. Druge civilne raziskave | 1378 | 11. Other civil research |
| 12. Obramba | 485 | 12. Defence |
| Skupaj | 500508 | Total |



9. Notranji izdatki za R-R dejavnost v poslovnem sektorju po dejavnosti, Slovenija, 2007

Total intramural business enterprise R&D expenditure (BERD) by activity, Slovenia, 2007

1000 EUR

| Dejavnost | 2007 | Activity |
|---|---------------|---|
| SKUPAJ | 299455 | TOTAL BERD |
| KMETIJSTVO, LOV IN GOZDARSTVO | - | AGRICULTURE, HUNTING AND FORESTRY |
| RUDARSTVO | 2207 | MINING AND QUARRYING |
| PREDELOVALNE DEJAVNOSTI | 264163 | MANUFACTURING |
| Proizvodnja hrane, pijače in tobaka | 1066 | Food, beverages and tobacco |
| Proizvodnja hrane, prehrabnenih izdelkov in pijač | 1066 | Food products and beverages |
| Proizvodnja tobačnih izdelkov | - | Tobacco products |
| Proizvodnja tekstila, usnja in krzna | 7061 | Textiles, fur and leather |
| Proizvodnja tekstila | 5456 | Textiles |
| Proizvodnja oblačil, strojenje in dodelava krzna | 391 | Wearing apparel and fur |
| Proizvodnja usnjenih izdelkov in čevljev | 1214 | Leather products and footwear |
| Proizvodnja lesa, papirja, tiskarstvo in založništvo | 737 | Wood, paper, printing, publishing |
| Proizvodnja lesa in plute (ne pohištva) | - | Wood and cork (not furniture) |
| Proizvodnja vlaknin, papirja ter papirnih izdelkov | - | Pulp, paper and paper products |
| Založništvo, tiskarstvo, razmnoževanje posnetih nosilcev zapisa | 737 | Publishing, printing and reproduction of recorded media |
| Proizvodnja koksa, naftnih derivatov, jedrskega goriva, kemikalij, kemičnih izdelkov, gume in plastike | 129799 | Coke, petroleum, nuclear fuel, chemicals and products, rubber and plastics |
| Proizvodnja koksa, naftnih derivatov | - | Coke, refined petroleum products and nuclear fuel |
| Proizvodnja koksa in jedrskega goriva | - | Coke and nuclear fuel |
| Proizvodna naftnih derivatov | - | Refined petroleum products |
| Proizvodnja kemikalij in kemičnih izdelkov | 124154 | Chemicals and chemical products |
| Proizvodnja kemikalij in kemičnih izdelkov (brez farmacevtskih surovin in preparatov) | 12840 | Chemicals and chemical products (less pharmaceuticals) |
| Proizvodnja farmacevtskih surovin in preparatov | 111314 | Pharmaceuticals |
| Proizvodnja izdelkov iz gume in plastičnih mas | 5646 | Rubber and plastic products |
| Proizvodnja drugih nekovinskih mineralnih izdelkov | 2389 | Non-metallic mineral products |
| Proizvodnja kovin | 2697 | Basic metals |
| Proizvodnja kovin, železa in jekla | 2614 | Basic metals, iron and steel |
| Proizvodnja plemenitih in neželeznih kovin ter livarstvo | 83 | Basic metals, non-ferrous |
| Proizvodnja kovinskih izdelkov, strojev in opreme, instrumentov in transport | 118358 | Fabricated metal products, machinery and equipment, instruments and transport |
| Proizvodnja kovinskih izdelkov razen strojev in opreme | 13424 | Fabricated metal products, except machinery and equipment |
| Proizvodnja strojev, neklasificirano | 26905 | Machinery and equipment, n.e.c. |
| Proizvodnja motorjev in turbin razen za letala in motorna vozila | - | Engines and turbines, except aircraft, vehicle and cycle |
| Proizvodnja strojev za posebne namene | 4936 | Special purpose machinery |
| Proizvodnja obdelovalnih strojev | 1338 | Machine tools |
| Proizvodnja orožja in streliva | - | Weapons and ammunition |
| Proizvodnja pisarniških strojev in računalnikov | 1133 | Office, accounting and computing machinery |
| Proizvodnja električnih strojev in naprav | 23745 | Electrical machinery and apparatus n.e.c. |
| Proizvodnja elektromotorjev, generatorjev in transformatorjev | 8299 | Electrical motors, generators and transformers |
| Proizvodnja naprav za distribucijo in krmiljenje elektrike | 4668 | Electricity distribution and control apparatus (includes semiconductors) |
| Proizvodnja izoliranih električnih kablov in žic | 131 | Insulated wire and cable (includes optic fibre cables) |
| Proizvodnja akumulatorjev, primarnih členov in baterij | 798 | Accumulators, primary cells and primary batteries |
| Proizvodnja opreme za razsvetljavo in električnih svetilk | - | Electric lamps and lighting equipment |
| Proizvodnja druge električne opreme | 9849 | Other electrical equipment n.e.c. |
| Proizvodnja radijskih, televizijskih in komunikacijskih naprav in opreme | 30149 | Radio, TV and communications equipment and apparatus |
| Proizvodnja elektronk, elektronskih ventilov in drugih elektronskih komponent | 1248 | Electronic valves, tubes and components |
| Proizvodnja radijskih in televizijskih oddajnikov, telefonskih in telegrafskih naprav | 28300 | TV, radio transmitters and line apparatus |
| TV and radio receivers, sound and video goods | 601 | TV and radio receivers, sound and video goods |
| Proizvodnja medicinskih, finomehaničnih in optičnih instrumentov ter ur | 13672 | Medical, precision and optical instruments, watches and clocks (instruments) |
| Proizvodnja medicinske in kirurške opreme ter ortopedskih pripomočkov | 2699 | Medical appliances, instruments and control equipment |
| Proizvodnja merilnih, kontrolnih, preizkuševalnih, navigacijskih in drugih instrumentov in naprav, razen opreme za industrijsko procesno krmiljenje | 8896 | Instruments and appliances for measuring, checking, testing, navigating and other purposes, except industrial process control equipment |
| Proizvodnja opreme za industrijsko procesno krmiljenje | 2077 | Industrial process control equipment |
| Proizvodnja optičnih instrumentov in fotografske opreme | - | Optical instruments and photographic equipment |
| Proizvodnja ur | - | Watches and clocks |
| Proizvodnja motornih vozil, prikolic in polprikolic | 7070 | Motor Vehicles, trailers and semi-trailers |
| Proizvodnja drugih vozil in plovil | 2259 | Other Transport Equipment |
| Gradnja in popravilo ladj in čolnov | 2090 | Ships and boats |
| Proizvodnja železniških in drugih tirnih vozil | - | Railway and tramway locomotives and rolling stock |
| Proizvodnja zračnih in vesoljskih plovil | - | Aircraft and spacecraft |
| Proizvodnja drugih vozil | 169 | Transport equipment, n.e.c. |

9. Notranji izdatki za R-R dejavnost v poslovnem sektorju po dejavnosti, Slovenija, 2007 (nadaljevanje)

Total intramural business enterprise R&D expenditure (BERD) by activity, Slovenia, 2007 (continued)

1000 EUR

| Dejavnost | 2007 | Activity |
|---|--------------|--|
| Proizvodnja pohištva; druge predelovalne dejavnosti | 2055 | Furniture, other manufacturing n.e.c. |
| Proizvodnja pohištva | 805 | Furniture |
| Druge proizvodne dejavnosti | 1250 | Other manufacturing n.e.c. |
| Reciklaža | - | Recycling |
| OSKRBA Z ELEKTRIKO, PLINOM IN TOPLO VODO | 19 | ELECTRICITY, GAS and WATER SUPPLY |
| GRADBENIŠTVO | - | CONSTRUCTION |
| STORITVENE DEJAVNOSTI | 33067 | SERVICES SECTOR |
| Trgovina, popravila motornih vozil in izdelkov široke porabe | 796 | Wholesale, retail trade and motor vehicle repair |
| Gostinstvo | - | Hotels and restaurants |
| Promet, skladiščenje in zveze | - | Transport, storage and communications |
| Telekomunikacije | - | Telecommunications |
| Drugo | - | Other |
| Finančno posredništvo (vključno s zavarovalništvom) | - | Financial intermediation (includes insurance) |
| Poslovanje z nepremičninami, najem in poslovne storitve | 32171 | Real estate, renting and business activities |
| Obdelava podatkov, podatkovne baze in s tem povezane dejavnosti | 6234 | Computer and related activities |
| <i>Svetovanje in oskrba z računalniškimi programi</i> | - | <i>Software consultancy and supply</i> |
| Raziskovanje in razvoj | 13276 | Research and development |
| Druge poslovne dejavnosti | 11689 | Other business activities |
| <i>Projektiranje in tehnično svetovanje; tehnično preizkušanje in analiziranje</i> | - | <i>Architectural, engineering and other technical activities</i> |
| Dejavnost javnih ustanov, ki zagotavljajo storitve na področju zdravstva, izobraževanja, kulture in druge socialne storitve | 100 | Community, social and personal service activities, etc. |

10. Notranji izdatki za R-R dejavnost v podjetjih, ki so registrirana za izvajanje RRD (ISIC REV. 3.1, in SKD, področje 73), glede na dejavnost, kamor je RiR bil usmerjen, Slovenija, 2007

Total intramural R&D expenditure in the "Research & Development" industry (ISIC REV 3.1, and NACE rev. 1.1, CLASS 73) by industry served, Slovenia, 2007

1000 EUR

| SKD | 2007 | NACE rev. 1.1 |
|---|--------------|---|
| SKUPAJ STROŠKI ZA RRD PODJETIJ (IZ DEJAVNOSTI 73) | 13276 | TOTAL RESEARCH AND DEVELOPMENT (CLASS 73) |
| 01, 02, 05 KMETIJSTVO, LOV IN GOZDARSTVO | - | AGRICULTURE, HUNTING AND FORESTRY |
| 10, 11, 12, 13, 14 RUDARSTVO | 48 | MINING AND QUARRYING |
| 15 - 37 PREDELOVALNE DEJAVNOSTI | 5429 | MANUFACTURING |
| 15, 16 Proizvodnja hrane, pijače in tobaka | - | Food, beverages and tobacco |
| 15 Proizvodnja hrane, prehrabnih izdelkov in pijač | - | Food products and beverages |
| 16 Proizvodnja tobačnih izdelkov | - | Tobacco products |
| 17, 18, 19 Proizvodnja tekstila, usnja in krzna | 432 | Textiles, fur and leather |
| 17 Proizvodnja tekstila | 432 | Textiles |
| 18 Proizvodnja oblačil, strojenje in dodelava krzna | - | Wearing apparel and fur |
| 19 Proizvodnja usnjenih izdelkov in čevljev | - | Leather products and footwear |
| 20, 21, 22 Proizvodnja lesa, papirja, tiskarstvo in založništvo | - | Wood, paper, printing, publishing |
| 20 Proizvodnja lesa in plute (ne pohištva) | - | Wood and cork (not furniture) |
| 21 Proizvodnja vlaknin, papirja ter papirnih izdelkov | - | Pulp, paper and paper products |
| 22 Založništvo, tiskarstvo, razmnoževanje posnetih nosilcev zapisa | - | Publishing, printing and reproduction of recorded media |
| 23, 24, 25 Proizvodnja koksa, naftnih derivatov, jedrskega goriva, kemikalij, kemičnih izdelkov, gume in plasrike | 511 | Coke, petroleum, nuclear fuel, chemicals and products, rubber and plastics |
| 23 Proizvodnja koksa, naftnih derivatov | 65 | Coke, refined petroleum products and nuclear fuel |
| <i>Proizvodnja koksa in jedrskega goriva</i> | 65 | <i>Coke and nuclear fuel</i> |
| 23.2 <i>Proizvodna naftnih derivatov</i> | - | <i>Refined petroleum products</i> |
| 24 Proizvodnja kemikalij in kemičnih izdelkov | 446 | Chemicals and chemical products |
| 24 (less 24.4) <i>Proizvodnja kemikalij in kemičnih izdelkov (brez farmacevtskih surovin in preparatov)</i> | 291 | <i>Chemicals and chemical products (less pharmaceuticals)</i> |
| <i>Proizvodnja farmacevtskih surovin in preparatov</i> | 155 | <i>Pharmaceuticals</i> |
| 25 Proizvodnja izdelkov iz gume in plastičnih mas | - | Rubber and plastic products |
| 26 Proizvodnja drugih nekovinskih mineralnih izdelkov | - | Non-metallic mineral products |
| 27 Proizvodnja kovin | - | Basic metals |
| 27.1-27.3 + 27.51 + 27.52 Proizvodnja kovin, železa in jekla | - | Basic metals, iron and steel |
| 27.4 + 27.53 + 27.54 Proizvodnja plemenitih in neželeznih kovin ter livarstvo | - | Basic metals, non-ferrous |
| 28-35 Proizvodnja kovinskih izdelkov, strojev in opreme, instrumentov in transport | 4431 | Fabricated metal products, machinery and equipment, instruments and transport |
| 28 Proizvodnja kovinskih izdelkov razen strojev in opreme | 137 | Fabricated metal products, except machinery and equipment |
| 29 Proizvodnja strojev, neklasificirano | 1427 | Machinery and equipment, n.e.c. |
| 29.11 <i>Proizvodnja motorjev in turbin razen za letala in motorna vozila</i> | 1400 | <i>Engines and turbines, except aircraft, vehicle and cycle</i> |



10. Notranji izdatki za R-R dejavnost v podjetjih, ki so registrirana za izvajanje RRD (ISIC REV.3.1, in SKD, področje 73), glede na dejavnost, kamor je RiR bil usmerjen, Slovenija, 2007 (nadaljevanje)

Total intramural R&D expenditure in the "Research & Development" industry (ISIC REV 3.1, and NACE rev. 1.1, CLASS 73) by industry served, Slovenia, 2007 (continued) 1000 EUR

| SKD | 2007 | NACE rev. 1.1 |
|--------------------|-------------|---|
| 29.3 - 29.6 | 6 | Special purpose machinery |
| 29.4 | - | Machine tools |
| 29.6 | - | Weapons and ammunition |
| 30 | - | Office, accounting and computing machinery |
| 31 | 1914 | Electrical machinery and apparatus n.e.c. |
| 31.1 | 56 | Electrical motors, generators and transformers |
| 31.2 | 944 | Electricity distribution and control apparatus (includes semiconductors) |
| 31.3 | - | Insulated wire and cable (includes optic fibre cables) |
| 31.4 | - | Accumulators, primary cells and primary batteries |
| 31.5 | - | Electric lamps and lighting equipment |
| 31.6 | 701 | Other electrical equipment n.e.c. |
| 32 | 258 | Radio, TV and communications equipment and apparatus |
| 32.1 | 258 | Electronic valves, tubes and components |
| 32.2 | - | TV, radio transmitters and line apparatus |
| 32.3 | - | TV and radio receivers, sound and video goods |
| 33 | 593 | Medical, precision and optical instruments, watches and clocks (instruments) |
| 33.1 | 119 | Medical appliances, instruments and control equipment |
| 33.2 | 256 | Instruments and appliances for measuring, checking, testing, navigating and other purposes, except industrial process control equipment |
| 33.3 | 155 | Industrial process control equipment |
| 33.4 | - | Optical instruments and photographic equipment |
| 33.5 | - | Watches and clocks |
| 34 | 104 | Motor Vehicles, trailers and semi-trailers |
| 35 | - | Other Transport Equipment |
| 35.1 | - | Ships and boats |
| 35.2 | - | Railway and tramway locomotives and rolling stock |
| 35.3 | - | Aircraft and spacecraft |
| 35.4 + 35.5 | - | Transport equipment, n.e.c. |
| 36 | - | Furniture, other manufacturing n.e.c. |
| 36.1 | - | Furniture |
| 36.2 - 36.5 | - | Other manufacturing n.e.c. |
| 37 | 54 | Recycling |
| 40, 41 | - | ELECTRICITY, GAS and WATER SUPPLY |
| 45 | 127 | CONSTRUCTION |
| 50 - 99 | 7671 | SERVICES SECTOR |
| 50, 51, 52 | - | Wholesale, retail trade and motor vehicle repair |
| 55 | - | Hotels and restaurants |
| 60 - 64 | 352 | Transport, storage and communications |
| 64.2 | - | Telecommunications |
| 60 - 64 less 64.2 | - | Other |
| 65, 66, 67 | 99 | Financial intermediation (includes insurance) |
| 70, 71, 72, 73, 74 | 7196 | Real estate, renting and business activities |
| 72 | 612 | Computer and related activities |
| 72.2 | 153 | Software consultancy and supply |
| 73 | 6466 | Research and development |
| 74 | 118 | Other business activities |
| 74.2 + 74.3 | 118 | Architectural, engineering and other technical activities |
| 75 - 99 | 24 | Community, social and personal service activities, etc. |

11. Notranji izdatki za R-R dejavnost poslovnega sektorja po dejavnosti in virih financiranja, Slovenija, 2007

Total intamural business enterprise R&D expenditure (BERD) by activity and source of funds, Slovenia, 2007

1000 EUR

| Dejavnost | 2007 | | | | | | SKUPAJ TOTAL BERD | Activity |
|--|--|---|---|--|-------------------------------------|---------------|---|----------|
| | Viri iz podjetij Funds from enterprises | Viri od države Funds from government | Viri iz vis. šolstva Funds from higher education | Viri iz zasebnega neprid. sektorja Funds from PNP | Viri iz tujine Funds from Abroad | | | |
| SKUPAJ | 266821 | 23850 | - | - | 8784 | 299455 | TOTAL | |
| KMETIJSTVO, LOV IN GOZDARSTVO | - | - | - | - | - | - | AGRICULTURE, HUNTING AND FORESTRY | |
| RUDARSTVO | 2149 | 58 | - | - | - | 2207 | MINING AND QUARRYING | |
| PREDELOVALNE DEJAVNOSTI | 244426 | 14458 | - | - | 5279 | 264163 | MANUFACTURING | |
| Proizvodnja hrane, pijače in tobaka | 1048 | 18 | - | - | - | 1066 | Food, beverages and tobacco | |
| Proizvodnja hrane, prehrabnih izdelkov in pijač | 1048 | 18 | - | - | - | 1066 | Food products and beverages | |
| Proizvodnja tobačnih izdelkov | - | - | - | - | - | - | Tobacco products | |
| Proizvodnja tekstila, usnja in krzna | 5882 | 1131 | - | - | 48 | 7061 | Textiles, fur and leather | |
| Proizvodnja tekstila | 4477 | 979 | - | - | - | 5456 | Textiles | |
| Proizvodnja oblačil, strojenje in dodelava krzna | 362 | - | - | - | 29 | 391 | Wearing apparel and fur | |
| Proizvodnja usnjenih izdelkov in čevljev | 1044 | 152 | - | - | 18 | 1214 | Leather products and footwear | |
| Proizvodnja lesa, papirja, tiskarstvo in založništvo | 737 | - | - | - | - | 737 | Wood, paper, printing, publishing | |
| Proizvodnja lesa in plute (ne pohištva) | - | - | - | - | - | - | Wood and cork (not furniture) | |
| Proizvodnja vlaknin, papirja ter papirnih izdelkov | - | - | - | - | - | - | Pulp, paper and paper products | |
| Založništvo, tiskarstvo, razmnoževanje posnetih nosilcev zapisa | 737 | - | - | - | - | 737 | Publishing, printing and reproduction of recorded media | |
| Proizvodnja koksa, naftnih derivatov, jedrskega goriva, kemikalij, kemičnih izdelkov, gume in plasrike | 125257 | 3631 | - | - | 912 | 129799 | Coke, petroleum, nuclear fuel, chemicals and products, rubber and plastics | |
| Proizvodnja koksa, naftnih derivatov | - | - | - | - | - | - | Coke, refined petroleum products and nuclear fuel | |
| Proizvodnja koksa in jedrskega goriva | - | - | - | - | - | - | Coke and nuclear fuel | |
| Proizvodnja naftnih derivatov | - | - | - | - | - | - | Refined petroleum products | |
| Proizvodnja kemikalij in kemičnih izdelkov | 120667 | 2777 | - | - | 710 | 124154 | Chemicals and chemical products | |
| Proizvodnja kemikalij in kemičnih izdelkov (brez farmacevtskih surovin in preparatov) | 10385 | 2232 | - | - | 222 | 12840 | Chemicals and chemical products (less pharmaceuticals) | |
| Proizvodnja farmacevtskih surovin in preparatov | 110282 | 544 | - | - | 489 | 111314 | Pharmaceuticals | |
| Proizvodnja izdelkov iz gume in plastičnih mas | 4590 | 854 | - | - | 202 | 5646 | Rubber and plastic products | |
| Proizvodnja drugih nekovinskih mineralnih izdelkov | 2374 | - | - | - | 15 | 2389 | Non-metallic mineral products | |
| Proizvodnja kovin | 2132 | 513 | - | - | 52 | 2697 | Basic metals | |
| Proizvodnja kovin, železa in jekla | 2049 | 513 | - | - | 52 | 2614 | Basic metals, iron and steel | |
| Proizvodnja plemenitih in neželeznih kovin ter livarstvo | 83 | - | - | - | - | 83 | Basic metals, non-ferrous | |
| Proizvodnja kovinskih izdelkov, strojev in opreme, instrumentov in transport | 105147 | 8960 | - | - | 4251 | 118358 | Fabricated metal products, machinery and equipment, instruments and transport | |
| Proizvodnja kovinskih izdelkov razen strojev in opreme | 11334 | 1805 | - | - | 285 | 13424 | Fabricated metal products, except machinery and equipment | |
| Proizvodnja strojev, neklasificirano | 24011 | 1840 | - | - | 1053 | 26905 | Machinery and equipment, n.e.c. | |
| Proizvodnja motorjev in turbin razen za letala in motorna vozila | - | - | - | - | - | - | Engines and turbines, except aircraft, vehicle and cycle | |
| Proizvodnja strojev za posebne namene | 4549 | 387 | - | - | - | 4936 | Special purpose machinery | |
| Proizvodnja obdelovalnih strojev | 1320 | 18 | - | - | - | 1338 | Machine tools | |
| Proizvodnja orožja in streliva | - | - | - | - | - | - | Weapons and ammunition | |
| Proizvodnja pisarniških strojev in računalnikov | 1133 | - | - | - | - | 1133 | Office, accounting and computing machinery | |
| Proizvodnja električnih strojev in naprav | 18926 | 2655 | - | - | 2164 | 23745 | Electrical machinery and apparatus n.e.c. | |
| Proizvodnja elektromotorjev, generatorjev in transformatorjev | 6892 | 1272 | - | - | 135 | 8299 | Electrical motors, generators and transformers | |
| Proizvodnja naprav za distribucijo in krmiljenje elektrike | 4502 | 165 | - | - | - | 4668 | Electricity distribution and control apparatus (includes semiconductors) | |
| Proizvodnja izolirnih električnih kablov in žic | 131 | - | - | - | - | 131 | Insulated wire and cable (includes optical fibre cables) | |
| Proizvodnja akumulatorjev, primarnih členov in baterij | 616 | 182 | - | - | - | 798 | Accumulators, primary cells and primary batteries | |
| Proizvodnja opreme za razsvetljavo in električnih svetilk | - | - | - | - | - | - | Electric lamps and lighting equipment | |
| Proizvodnja druge električne opreme | 6784 | 1036 | - | - | 2029 | 9849 | Other electrical equipment n.e.c. | |



11. Notranji izdatki za R-R dejavnost poslovnega sektorja po dejavnosti in virih financiranja, Slovenija, 2007 (nadaljevanje)
Total intamural business enterprise R&D expenditure (BERD) by activity and source of funds, Slovenia, 2007 (continued)

1000 EUR

| Dejavnost | 2007 | | | | | | SKUPAJ TOTAL BERD | Activity |
|--|--|---|---|--|-------------------------------------|--------------|--|----------|
| | Viri iz podjetij Funds from enterprises | Viri od države Funds from government | Viri iz vis. šolstva Funds from higher education | Viri iz zasebnega neprid. sektorja Funds from PNP | Viri iz tujine Funds from Abroad | | | |
| Proizvodnja radijskih, televizijskih in komunikacijskih naprav in opreme | 28947 | 1202 | - | - | - | 30149 | Radio, TV and communications equipment and apparatus | |
| <i>Proizvodnja elektronk, elektronskih ventilov in drugih elektronskih komponent</i> | 1175 | 73 | - | - | - | 1248 | <i>Electronic valves, tubes and components</i> | |
| <i>Proizvodnja radijskih in televizijskih oddajnikov, telefonskih in telegrafskih naprav</i> | 27171 | 1129 | - | - | - | 28300 | <i>TV, radio transmitters and line apparatus</i> | |
| <i>TV and radio receivers, sound and video goods</i> | 601 | - | - | - | - | 601 | <i>TV and radio receivers, sound and video goods</i> | |
| Proizvodnja medicinskih, finomehaničnih in optičnih instrumentov ter ur | 12240 | 1432 | - | - | - | 13672 | Medical, precision and optical instruments, watches and clocks (instruments) | |
| <i>Proizvodnja medicinske in kirurške opreme ter ortopedskih pripomočkov</i> | 1762 | 937 | - | - | - | 2699 | <i>Medical appliances, instruments and control equipment</i> | |
| <i>Proizvodnja merilnih, kontrolnih, preizkuševalnih, navigacijskih in drugih instrumentov in naprav, razen opreme za industrijsko procesno krmiljenje</i> | 8493 | 402 | - | - | - | 8896 | <i>Instruments and appliances for measuring, checking, testing, navigating and other purposes, except industrial process control equipment</i> | |
| <i>Proizvodnja opreme za industrijsko procesno krmiljenje</i> | 1985 | 93 | - | - | - | 2077 | <i>Industrial process control equipment</i> | |
| <i>Proizvodnja optičnih instrumentov in fotografske opreme</i> | - | - | - | - | - | - | <i>Optical instruments and photographic equipment</i> | |
| <i>Proizvodnja ur</i> | - | - | - | - | - | - | <i>Watches and clocks</i> | |
| Proizvodnja motornih vozil, prikolic in polprikolic | 7025 | 26 | - | - | 18 | 7070 | Motor Vehicles, trailers and semi-trailers | |
| Proizvodnja drugih vozil in plovil | 1529 | - | - | - | 730 | 2259 | Other Transport Equipment | |
| <i>Gradnja in popravilo ladij in čolnov</i> | 1360 | - | - | - | 730 | 2090 | <i>Ships and boats</i> | |
| <i>Proizvodnja železniških in drugih tirnih vozil</i> | - | - | - | - | - | - | <i>Railway and tramway locomotives and rolling stock</i> | |
| <i>Proizvodnja zračnih in vesoljskih plovil</i> | - | - | - | - | - | - | <i>Aircraft and spacecraft</i> | |
| <i>Proizvodnja drugih vozil</i> | 169 | - | - | - | - | 169 | <i>Transport equipment, n.e.c.</i> | |
| Proizvodnja pohištva; druge predelovalne dejavnosti | 1850 | 205 | - | - | - | 2055 | Furniture, other manufacturing n.e.c. | |
| Proizvodnja pohištva | 797 | 8 | - | - | - | 805 | Furniture | |
| Druge proizvodne dejavnosti | 1053 | 197 | - | - | - | 1250 | Other manufacturing n.e.c. | |
| Reciklaža | - | - | - | - | - | - | Recycling | |
| OSKRBA Z ELEKTRIKO, PLINOM IN TOPLO VODO | - | 19 | - | - | - | 19 | ELECTRICITY, GAS and WATER SUPPLY | |
| GRADBENIŠTVO | - | - | - | - | - | - | CONSTRUCTION | |
| STORITVENE DEJAVNOSTI | 20246 | 9315 | - | - | 3506 | 33067 | SERVICES SECTOR | |
| Trgovina, popravila motornih vozil in izdelkov široke porabe | 751 | 45 | - | - | - | 796 | Wholesale, retail trade and motor vehicle repair | |
| Gostinstvo | - | - | - | - | - | - | Hotels and restaurants | |
| Promet, skladiščenje in zveze | - | - | - | - | - | - | Transport, storage and communications | |
| Telekomunikacije | - | - | - | - | - | - | Telecommunications | |
| Drugo | - | - | - | - | - | - | Other | |
| Finančno posredništvo (vključno s zavarovalništvom) | - | - | - | - | - | - | Financial intermediation (includes insurance) | |
| Poslovanje z nepremičninami, najem in poslovne storitve | 19476 | 9189 | - | - | 3506 | 32171 | Real estate, renting and business activities | |
| Obdelava podatkov, podatkovne baze in s tem povezane dejavnosti | 4190 | 1946 | - | - | 99 | 6234 | Computer and related activities | |
| <i>Svetovanje in oskrba z računalniškimi programi</i> | - | - | - | - | - | - | <i>Software consultancy and supply</i> | |
| Raziskovanje in razvoj | 7511 | 2786 | - | - | 2979 | 13276 | Research and development | |
| Druge poslovne dejavnosti | 7227 | 4034 | - | - | 428 | 11689 | Other business activities | |
| <i>Projektiranje in tehnično svetovanje; tehnično preizkušanje in analiziranje</i> | - | - | - | - | - | - | <i>Architectural, engineering and other technical activities</i> | |
| Dejavnost javnih ustanov, ki zagotavljajo storitve na področju zdravstva, izobraževanja, kulture in druge socialne storitve | 19 | 81 | - | - | - | 100 | Community, social and personal service activities, etc. | |

12. Izdatki za R-R dejavnost v poslovnem sektorju po vrsti stroškov in dejavnostih, Slovenija, 2007

Business enterprise R&D expenditure (BERD) by type of costs and activity, Slovenia, 2007

1000 EUR

| Dejavnost | 2007 | | | | | Activity |
|---|------------------------------|---|--|---|----------------------|---|
| | stroški dela labour costs | drugi tekoči stroški other current costs | skupaj - tekoči stroški sub-total current costs | skupaj - investicijski stroški sub-total capital expenditure | SKUPAJ TOTAL BERD | |
| SKUPAJ | 153620 | 108053 | 261673 | 37782 | 299455 | TOTAL |
| KMETIJSTVO, LOV IN GOZDARSTVO | - | - | - | - | - | AGRICULTURE, HUNTING AND FORESTRY |
| RUDARSTVO | 1044 | 944 | 1988 | 219 | 2207 | MINING AND QUARRYING |
| PREDELOVALNE DEJAVNOSTI | 134489 | 94896 | 229384 | 34778 | 264163 | MANUFACTURING |
| Proizvodnja hrane, pijače in tobaka | 880 | 123 | 1003 | 63 | 1066 | Food, beverages and tobacco |
| Proizvodnja hrane, prehrabnih izdelkov in pijač | 880 | 123 | 1003 | 63 | 1066 | Food products and beverages |
| Proizvodnja tobačnih izdelkov | - | - | - | - | - | Tobacco products |
| Proizvodnja tekstila, usnja in krzna | 3459 | 2365 | 5824 | 1236 | 7061 | Textiles, fur and leather |
| Proizvodnja tekstila | 2481 | 1833 | 4314 | 1142 | 5456 | Textiles |
| Proizvodnja oblačil, strojenje in dodelava krzna | 264 | 78 | 341 | 50 | 391 | Wearing apparel and fur |
| Proizvodnja usnjenih izdelkov in čevljev | 715 | 455 | 1169 | 44 | 1214 | Leather products and footwear |
| Proizvodnja lesa, papirja, tiskarstvo in založništvo | 407 | 265 | 672 | 65 | 737 | Wood, paper, printing, publishing |
| Proizvodnja lesa in plute (ne pohištv) | - | - | - | - | - | Wood and cork (not furniture) |
| Proizvodnja vlaknin, papirja ter papirnih izdelkov | - | - | - | - | - | Pulp, paper and paper products |
| Založništvo, tiskarstvo, razmnoževanje posnetih nosilcev zapisa | 407 | 265 | 672 | 65 | 737 | Publishing, printing and reproduction of recorded media |
| Proizvodnja koks, naftnih derivatov, jedrskega goriva, kemikalij, kemičnih izdelkov, gume in plasrike | 54474 | 57465 | 111939 | 17860 | 129799 | Coke, petroleum, nuclear fuel, chemicals and products, rubber and plastics |
| Proizvodnja koks, naftnih derivatov | - | - | - | - | - | Coke, refined petroleum products and nuclear fuel |
| Proizvodnja koks in jedrskega goriva | - | - | - | - | - | Coke and nuclear fuel |
| Proizvodna naftnih derivatov | - | - | - | - | - | Refined petroleum products |
| Proizvodnja kemikalij in kemičnih izdelkov | 50552 | 56229 | 106781 | 17373 | 124154 | Chemicals and chemical products |
| Proizvodnja kemikalij in kemičnih izdelkov (brez farmacevtskih surovin in preparatov) | 8559 | 3192 | 11751 | 1088 | 12840 | Chemicals and chemical products (less pharmaceuticals) |
| Proizvodnja farmacevtskih surovin in preparatov | 41993 | 53037 | 95030 | 16284 | 111314 | Pharmaceuticals |
| Proizvodnja izdelkov iz gume in plastičnih mas | 3922 | 1236 | 5158 | 488 | 5646 | Rubber and plastic products |
| Proizvodnja drugih nekovinskih mineralnih izdelkov | 1503 | 673 | 2176 | 213 | 2389 | Non-metallic mineral products |
| Proizvodnja kovin | 1662 | 958 | 2620 | 78 | 2697 | Basic metals |
| Proizvodnja kovin, železa in jekla | 1616 | 920 | 2537 | 78 | 2614 | Basic metals, iron and steel |
| Proizvodnja plemenitih in neželeznih kovin ter livarstvo | 46 | 37 | 83 | - | 83 | Basic metals, non-ferrous |
| Proizvodnja kovinskih izdelkov, strojev in opreme, instrumentov in transport | 70516 | 32611 | 103127 | 15230 | 118358 | Fabricated metal products, machinery and equipment, instruments and transport |
| Proizvodnja kovinskih izdelkov razen strojev in opreme | 7420 | 4139 | 11559 | 1865 | 13424 | Fabricated metal products, except machinery and equipment |
| Proizvodnja strojev, neklasificirano | 15740 | 7073 | 22813 | 4092 | 26905 | Machinery and equipment, n.e.c. |
| Proizvodnja motorjev in turbin razen za letala in motorna vozila | - | - | - | - | - | Engines and turbines, except aircraft, vehicle and cycle |
| Proizvodnja strojev za posebne namene | 3308 | 1085 | 4392 | 544 | 4936 | Special purpose machinery |
| Proizvodnja obdelovalnih strojev | 899 | 328 | 1228 | 111 | 1338 | Machine tools |
| Proizvodnja orožja in streliva | - | - | - | - | - | Weapons and ammunition |
| Proizvodnja pisarniških strojev in računalnikov | 453 | 680 | 1133 | 1 | 1133 | Office, accounting and computing machinery |
| Proizvodnja električnih strojev in naprav | 11971 | 6592 | 18563 | 5182 | 23745 | Electrical machinery and apparatus n.e.c. |
| Proizvodnja elektromotorjev, generatorjev in transformatorjev | 3926 | 2230 | 6156 | 2143 | 8299 | Electrical motors, generators and transformers |
| Proizvodnja naprav za distribucijo in krmiljenje elektrike | 2674 | 1896 | 4570 | 98 | 4668 | Electricity distribution and control apparatus (includes semiconductors) |
| Proizvodnja izolirnih električnih kablov in žic | 76 | 26 | 102 | 29 | 131 | Insulated wire and cable (includes optic fibre cables) |
| Proizvodnja akumulatorjev, primarnih členov in baterij | 429 | 282 | 712 | 86 | 798 | Accumulators, primary cells and primary batteries |
| Proizvodnja opreme za razsvetljavo in električnih svetilk | - | - | - | - | - | Electric lamps and lighting equipment |
| Proizvodnja druge električne opreme | 4865 | 2158 | 7023 | 2826 | 9849 | Other electrical equipment n.e.c. |



12. Izdatki za R-R dejavnost v poslovnem sektorju po vrsti stroškov in dejavnostih, Slovenija, 2007 (nadaljevanje)

Business enterprise R&D expenditure (BERD) by type of costs and activity, Slovenia, 2007 (continued)

1000 EUR

| Dejavnost | 2007 | | | | | Activity |
|---|------------------------------|---|--|---|-------------------|--|
| | stroški dela labour costs | drugi tekoči stroški other current costs | skupaj - tekoči stroški sub-total current costs | skupaj - investicijski stroški sub-total capital expenditure | SKUPAJ TOTAL BERD | |
| Proizvodnja radijskih, televizijskih in komunikacijskih naprav in opreme | 20126 | 8200 | 28325 | 1824 | 30149 | Radio, TV and communications equipment and apparatus |
| <i>Proizvodnja elektronk, elektronskih ventilov in drugih elektronskih komponent</i> | 695 | 470 | 1164 | 83 | 1248 | <i>Electronic valves, tubes and components</i> |
| <i>Proizvodnja radijskih in televizijskih oddajnikov, telefonskih in telegrafskih naprav</i> | 18926 | 7661 | 26588 | 1713 | 28300 | <i>TV, radio transmitters and line apparatus</i> |
| <i>TV and radio receivers, sound and video goods</i> | 505 | 69 | 573 | 28 | 601 | <i>TV and radio receivers, sound and video goods</i> |
| Proizvodnja medicinskih, finomehaničnih in optičnih instrumentov ter ur | 9307 | 3341 | 12648 | 1025 | 13672 | Medical, precision and optical instruments, watches and clocks (instruments) |
| <i>Proizvodnja medicinske in kirurške opreme ter ortopedskih pripomočkov</i> | 2136 | 483 | 2619 | 80 | 2699 | <i>Medical appliances, instruments and control equipment</i> |
| <i>Proizvodnja merilnih, kontrolnih inih, preizkuševalnih, navigacijskih in drugih instrumentov in naprav, razen opreme za industrijsko procesno krmiljenje</i> | 6038 | 2393 | 8431 | 465 | 8896 | <i>Instruments and appliances for measuring, checking, testing, navigating and other purposes, except industrial process control equipment</i> |
| <i>Proizvodnja opreme za industrijsko procesno krmiljenje</i> | 1133 | 465 | 1598 | 479 | 2077 | <i>Industrial process control equipment</i> |
| <i>Proizvodnja optičnih instrumentov in fotografske opreme</i> | - | - | - | - | - | <i>Optical instruments and photographic equipment</i> |
| <i>Proizvodnja ur</i> | - | - | - | - | - | <i>Watches and clocks</i> |
| Proizvodnja motornih vozil, prikolic in polprikolic | 4745 | 1972 | 6717 | 353 | 7070 | Motor Vehicles, trailers and semi-trailers |
| Proizvodnja drugih vozil in plovil | 754 | 615 | 1370 | 890 | 2259 | Other Transport Equipment |
| <i>Gradnja in popravilo ladj in čolnov</i> | 629 | 607 | 1236 | 854 | 2090 | <i>Ships and boats</i> |
| <i>Proizvodnja železniških in drugih tirnih vozil</i> | - | - | - | - | - | <i>Railway and tramway locomotives and rolling stock</i> |
| <i>Proizvodnja zračnih in vesoljskih plovil</i> | - | - | - | - | - | <i>Aircraft and spacecraft</i> |
| <i>Proizvodnja drugih vozil</i> | 125 | 8 | 133 | 36 | 169 | <i>Transport equipment, n.e.c.</i> |
| Proizvodnja pohištva; druge predelovalne dejavnosti | 1587 | 435 | 2022 | 33 | 2055 | Furniture, other manufacturing n.e.c. |
| Proizvodnja pohištva | 744 | 59 | 803 | 2 | 805 | Furniture |
| Druge proizvodne dejavnosti | 843 | 376 | 1219 | 31 | 1250 | Other manufacturing n.e.c. |
| Reciklaža | - | - | - | - | - | Recycling |
| OSKRBA Z ELEKTRIKO, PLINOM IN TOPLO VODO | 13 | 3 | 16 | 2 | 19 | ELECTRICITY, GAS and WATER SUPPLY |
| GRADBENIŠTVO | - | - | - | - | - | CONSTRUCTION |
| STORITVENE DEJAVNOSTI | 18074 | 12210 | 30285 | 2782 | 33067 | SERVICES SECTOR |
| Trgovina, popravila motornih vozil in izdelkov široke porabe | 463 | 250 | 712 | 84 | 796 | Wholesale, retail trade and motor vehicle repair |
| Gostinstvo | - | - | - | - | - | Hotels and restaurants |
| Promet, skladiščenje in zveze | - | - | - | - | - | Transport, storage and communications |
| Telekomunikacije | - | - | - | - | - | Telecommunications |
| Drugo | - | - | - | - | - | Other |
| Finančno posredništvo (vključno s zavarovalništvom) | - | - | - | - | - | Financial intermediation (includes insurance) |
| Poslovanje z nepremičninami, najem in poslovne storitve | 17540 | 11941 | 29481 | 2689 | 32171 | Real estate, renting and business activities |
| Obdelava podatkov, podatkovne baze in s tem povezane dejavnosti | 4374 | 1640 | 6015 | 219 | 6234 | Computer and related activities |
| <i>Svetovanje in oskrba z računalniškimi programi</i> | - | - | - | - | 0 | <i>Software consultancy and supply</i> |
| Raziskovanje in razvoj | 7054 | 4283 | 11337 | 1939 | 13276 | Research and development |
| Druge poslovne dejavnosti | 5468 | 5692 | 11160 | 529 | 11689 | Other business activities |
| <i>Projektiranje in tehnično svetovanje; tehnično preizkušanje in analiziranje</i> | - | - | - | - | - | <i>Architectural, engineering and other technical activities</i> |
| Dejavnost javnih ustanov, ki zagotavljajo storitve na področju zdravstva, izobraževanja, kulture in druge socialne storitve | 72 | 20 | 91 | 9 | 100 | Community, social and personal service activities, etc. |

13. Izdatki za R-R dejavnost v poslovnem sektorju po virih financiranja in velikosti podjetij, Slovenija, 2007
Total intramural business enterprise R&D expenditure (BERD) by source of funds and size class, Slovenia, 2007

1000 EUR

| Velikost podjetja (število zaposlenih) | 2007 | Size classes (number of employees) |
|---|---------------|--|
| Finančni viri iz podjetij | | BERD financed by business enterprises |
| 0 | 132 | 0 |
| 1-9 | 6954 | 1-9 |
| 10-49 | 13764 | 10-49 |
| 50-249 | 36155 | 50-249 |
| 250-499 | 20607 | 250-499 |
| 500-999 | 50363 | 500-999 |
| ≥ 500 | 189209 | ≥ 500 |
| ≥ 1000 | 138846 | ≥ 1000 |
| Skupaj | 266821 | Total |
| Finančni viri od države | | BERD financed by government |
| 0 | 93 | 0 |
| 1-9 | 2802 | 1-9 |
| 10-49 | 5676 | 10-49 |
| 50-249 | 7317 | 50-249 |
| 250-499 | 1741 | 250-499 |
| 500-999 | 3778 | 500-999 |
| ≥ 500 | 6220 | ≥ 500 |
| ≥ 1000 | 2442 | ≥ 1000 |
| Skupaj | 23850 | Total |
| Finančni viri od visokega šolstva | | BERD financed by higher education |
| 0 | - | 0 |
| 1-9 | - | 1-9 |
| 10-49 | - | 10-49 |
| 50-249 | - | 50-249 |
| 250-499 | - | 250-499 |
| 500-999 | - | 500-999 |
| ≥ 500 | - | ≥ 500 |
| ≥ 1000 | - | ≥ 1000 |
| Skupaj | - | Total |
| Finančni viri od zasebnega nepridobitnega sektorja | | BERD financed by PNP |
| 0 | - | 0 |
| 1-9 | - | 1-9 |
| 10-49 | - | 10-49 |
| 50-249 | - | 50-249 |
| 250-499 | - | 250-499 |
| 500-999 | - | 500-999 |
| ≥ 500 | - | ≥ 500 |
| ≥ 1000 | - | ≥ 1000 |
| Skupaj | - | Total |
| Finančni viri iz tujine | | BERD financed from abroad |
| 0 | - | 0 |
| 1-9 | 833 | 1-9 |
| 10-49 | 2012 | 10-49 |
| 50-249 | 2669 | 50-249 |
| 250-499 | 2364 | 250-499 |
| 500-999 | 191 | 500-999 |
| ≥ 500 | 906 | ≥ 500 |
| ≥ 1000 | 716 | ≥ 1000 |
| Skupaj | 8784 | Total |
| Poslovni sektor | | Business enterprise sector |
| 0 | 226 | 0 |
| 1-9 | 10589 | 1-9 |
| 10-49 | 21453 | 10-49 |
| 50-249 | 46141 | 50-249 |
| 250-499 | 24711 | 250-499 |
| 500-999 | 54332 | 500-999 |
| ≥ 500 | 196335 | ≥ 500 |
| ≥ 1000 | 142004 | ≥ 1000 |
| Skupaj izdatki za RRD | 299455 | Total BERD |



14. Bruto nacionalni izdatki za R-R dejavnost (nacionalno financirana RRD, opravljena v tujini), Slovenija, 2007
Gross national expenditure on R&D - GNERD (nationally funded R&D performed abroad), Slovenia, 2007

1000 EUR

| Nacionalno financiranje RRD sektorja v tujini | 2007 | Sector of performance abroad |
|---|---------------|---|
| Bruto domači izdatki za RRD (BIRR) | 500508 | GERD |
| Finančni viri iz tujine (-) | 28817 | Funds from abroad in GERD (-) |
| Skupaj - domači izdatki za RRD financirani iz nacionalnih virov | 471692 | Total domestic R&D funded nationally |
| Sektor izvajanja RRD - tujina (Plačila za RR storitve v tujini) | | Sector of performance abroad (and funded nationally) |
| Tujim podjetjem | 3407 | Foreign business enterprises |
| povezanim podjetjem (podružnicam) | 829 | business enterprises within the same group |
| drugim podjetjem in gospodarskim družbam | 258 | other business enterprises |
| Tujim vladam | - | Other national governments |
| Visokemu šolstvu | 680 | Higher education |
| Tujim nepridobitnim organizacijam | 5133 | PNP |
| Mednarodnim organizacijam | 6322 | International organisations (or assimilated) |
| Drugim | 14 | N. e. c. |
| Skupaj | 15555 | Total |
| Bruto nacionalni izdatki za RRD | 487247 | Gross national expenditure on R&D - GNERD |

15. Bruto domači izdatki za R-R dejavnost BIRR po regijah, Slovenija, 1997-2007

Gross domestic expenditure on R&D (GERD) by regions, Slovenia, 1997-2007

mio EUR

| Regije Regions | BIRR - tekoče cene GERD - current prices | | | | | | | | | | |
|---------------------------|---|--------------|--------------|--------------|--------------|--------------|--------------|--------------|--------------|--------------|--------------|
| | 1997 | 1998 | 1999 | 2000 | 2001 | 2002 | 2003 | 2004 | 2005 | 2006 | 2007 |
| SLOVENIJA/SLOVENIA | 172,5 | 200,4 | 230,3 | 256,4 | 310,4 | 339,9 | 320,7 | 379,9 | 412,8 | 484,3 | 500,5 |
| Pomurska | 0,6 | 1,1 | 1,5 | 1,6 | 1,5 | 1,8 | 1,4 | 1,5 | 3,0 | 3,0 | 3,0 |
| Podravska | 12,6 | 14,5 | 15,5 | 16,5 | 19,1 | 21,6 | 18,2 | 19,3 | 24,4 | 26,0 | 29,0 |
| Koroška | 0,8 | 1,1 | 1,3 | 1,7 | 1,4 | 1,8 | 0,8 | 0,8 | 1,7 | 2,6 | 3,1 |
| Savinjska | 9,6 | 11,4 | 19,7 | 23,2 | 29,6 | 28,6 | 13,9 | 16,3 | 29,3 | 35,4 | 33,6 |
| Zasavska | 0,7 | 0,6 | 0,6 | 1,0 | 2,4 | 3,8 | 2,7 | 3,2 | 2,0 | 4,1 | 4,3 |
| Spodnjeposavska | 0,1 | 0,2 | 0,2 | 0,4 | 0,6 | 0,3 | 0,4 | 0,4 | 0,2 | 1,2 | 1,8 |
| Jugovzhodna Slovenija | 16,0 | 17,5 | 15,5 | 17,7 | 18,8 | 28,9 | 26,1 | 31,5 | 39,5 | 53,8 | 63,0 |
| Osrednjeslovenska | 104,7 | 123,8 | 142,9 | 154,0 | 182,9 | 194,8 | 200,5 | 245,8 | 241,7 | 278,0 | 276,0 |
| Gorenjska | 21,4 | 22,9 | 23,9 | 30,0 | 41,2 | 41,6 | 44,2 | 45,9 | 49,0 | 51,7 | 52,0 |
| Notranjsko-kraška | 0,5 | 0,7 | 1,0 | 1,3 | 1,6 | 2,2 | 0,7 | 0,6 | 1,5 | 2,1 | 4,6 |
| Goriška | 3,9 | 4,6 | 5,8 | 7,0 | 8,5 | 9,8 | 9,5 | 11,3 | 16,7 | 22,4 | 24,7 |
| Obalno-kraška | 1,6 | 1,9 | 2,6 | 1,9 | 2,9 | 4,6 | 2,4 | 3,3 | 3,7 | 4,0 | 5,4 |

15. Bruto domači izdatki za R-R dejavnost BIRR po regijah, Slovenija, 1997-2007

Gross domestic expenditure on R&D (GERD) by regions, Slovenia, 1997-2007

mio EUR

| Regije Regions | BIRR - stalne cene GERD - constant prices | | | | | | | | | | |
|---------------------------|--|--------------|--------------|--------------|--------------|--------------|--------------|--------------|--------------|--------------|--------------|
| | 1997 | 1998 | 1999 | 2000 | 2001 | 2002 | 2003 | 2004 | 2005 | 2006 | 2007 |
| SLOVENIJA/SLOVENIA | 172,5 | 185,7 | 201,1 | 205,6 | 229,7 | 233,8 | 209,1 | 239,0 | 253,4 | 290,1 | 289,3 |
| Pomurska | 0,6 | 1,0 | 1,3 | 1,3 | 1,1 | 1,3 | 0,9 | 1,0 | 1,8 | 1,8 | 1,7 |
| Podravska | 12,6 | 13,4 | 13,5 | 13,2 | 14,1 | 14,9 | 11,8 | 12,1 | 15,0 | 15,6 | 16,7 |
| Koroška | 0,8 | 1,0 | 1,1 | 1,3 | 1,0 | 1,2 | 0,5 | 0,5 | 1,1 | 1,6 | 1,8 |
| Savinjska | 9,6 | 10,6 | 17,2 | 18,6 | 21,9 | 19,7 | 9,0 | 10,2 | 18,0 | 21,2 | 19,4 |
| Zasavska | 0,7 | 0,6 | 0,5 | 0,8 | 1,8 | 2,6 | 1,8 | 2,0 | 1,3 | 2,4 | 2,5 |
| Spodnjeposavska | 0,1 | 0,2 | 0,1 | 0,3 | 0,5 | 0,2 | 0,3 | 0,3 | 0,1 | 0,7 | 1,0 |
| Jugovzhodna Slovenija | 16,0 | 16,2 | 13,5 | 14,2 | 13,9 | 19,9 | 17,0 | 19,8 | 24,3 | 32,2 | 36,4 |
| Osrednjeslovenska | 104,7 | 114,8 | 124,8 | 123,5 | 135,4 | 134,0 | 130,7 | 154,6 | 148,4 | 166,5 | 159,5 |
| Gorenjska | 21,4 | 21,2 | 20,9 | 24,1 | 30,5 | 28,6 | 28,8 | 28,9 | 30,1 | 31,0 | 30,1 |
| Notranjsko-kraška | 0,5 | 0,6 | 0,9 | 1,1 | 1,2 | 1,5 | 0,4 | 0,4 | 0,9 | 1,2 | 2,7 |
| Goriška | 3,9 | 4,3 | 5,0 | 5,6 | 6,3 | 6,7 | 6,2 | 7,1 | 10,3 | 13,4 | 14,3 |
| Obalno-kraška | 1,6 | 1,8 | 2,2 | 1,5 | 2,1 | 3,1 | 1,6 | 2,1 | 2,3 | 2,4 | 3,1 |



16. Bruto domači izdatki za R-R dejavnost po sektorjih izvedbe in regijah, Slovenija, 2007

Gross domestic expenditure on R&D by sectors of performance and regions, Slovenia, 2007

1000 EUR

| Regije Regions | Skupaj Total | Poslovni sektor Business enterprise sector | Državni sektor Government sector | Visokošolski sektor Higher education sector | Zasebni nepridobitni sektor Private non-profit sector |
|-----------------------------|-----------------|--|-------------------------------------|--|---|
| SLOVENIJA / SLOVENIA | 500508 | 299455 | 122488 | 77867 | 698 |
| Pomurska | 3010 | 3006 | - | - | 5 |
| Podravska | 28978 | 9149 | 7418 | 12321 | 90 |
| Koroška | 3083 | 3052 | - | - | 31 |
| Savinjska | 33610 | 31460 | 2002 | 70 | 77 |
| Zasavska | 4332 | 4332 | - | - | - |
| Spodnjeposavska | 1815 | 1529 | 286 | - | - |
| Jugovzhodna Slovenija | 63006 | 62886 | 120 | - | - |
| Osrednjeslovenska | 275979 | 102303 | 111718 | 61629 | 330 |
| Gorenjska | 52003 | 49838 | 937 | 1119 | 109 |
| Notranjsko-kraška | 4590 | 4590 | - | - | - |
| Goriška | 24669 | 22866 | - | 1776 | 26 |
| Obalno-kraška | 5434 | 4443 | 8 | 952 | 32 |

17. Bruto domači izdatki za R-R dejavnost po sektorjih izvedbe in kohezijski regiji, Slovenija, 2005-2007

Gross domestic expenditure on R&D by sectors of performance and cohesion regions, Slovenia, 2005-2007

mio EUR

| Kohezijska regija | 2005 | 2006 | 2007 | Cohesion region |
|-----------------------------|--------------|--------------|--------------|----------------------------|
| BIRR | | | | GERD |
| Slovenija | 412,8 | 484,3 | 500,5 | Slovenija |
| Vzhodna Slovenija | 101,7 | 128,2 | 142,4 | Vzhodna Slovenija |
| Zahodna Slovenija | 311,1 | 356,2 | 358,1 | Zahodna Slovenija |
| Poslovni sektor | | | | Business enterprise sector |
| Slovenija | 242,8 | 291,3 | 299,5 | Slovenija |
| Vzhodna Slovenija | 83,3 | 107,1 | 120,0 | Vzhodna Slovenija |
| Zahodna Slovenija | 159,5 | 184,3 | 179,5 | Zahodna Slovenija |
| Državni sektor | | | | Government sector |
| Slovenija | 99,9 | 118,5 | 122,5 | Slovenija |
| Vzhodna Slovenija | 7,9 | 9,0 | 9,8 | Vzhodna Slovenija |
| Zahodna Slovenija | 92,0 | 109,5 | 112,7 | Zahodna Slovenija |
| Visokošolski sektor | | | | Higher education sector |
| Slovenija | 69,1 | 73,6 | 77,9 | Slovenija |
| Vzhodna Slovenija | 10,2 | 11,9 | 12,4 | Vzhodna Slovenija |
| Zahodna Slovenija | 58,9 | 61,8 | 65,5 | Zahodna Slovenija |
| Zasebni nepridobitni sektor | | | | Private non-profit sector |
| Slovenija | 0,9 | 0,8 | 0,7 | Slovenija |
| Vzhodna Slovenija | 0,3 | 0,2 | 0,2 | Vzhodna Slovenija |
| Zahodna Slovenija | 0,6 | 0,6 | 0,5 | Zahodna Slovenija |

18. Državna proračunska sredstva za R-R dejavnost po vrsti podpore in sektorju, Slovenija, 2007

Government budget appropriations on R&D by type of transfer and sectors, Slovenia, 2007

1000 EUR

| Vrsta transferja | SKUPAJ TOTAL | Poslovni sektor Business enterprise sector | Državni sektor Government sector | Visoko- šolski sektor Higher edu- cation sector | Zasebni neprido- bitni sektor Private non- profit sector | Tujina Abroad | | | Type of transfer |
|---|-----------------|--|---|---|---|------------------|--|----------------|---|
| | | | | | | skupaj total | medna- rodne orga- nizacije inter- national organi- zations | drugo other | |
| Skupaj | 180340 | 22685 | 83360 | 72109 | 1122 | 1065 | 725 | 339 | Total |
| RR programi in projekti | 86973 | 13748 | 39966 | 32520 | 538 | 201 | 5 | 195 | R&D programmes and projects |
| Temeljne raziskave | 62476 | 1610 | 33280 | 27092 | 306 | 189 | 5 | 183 | Basic research |
| Aplikativne raziskave | 15720 | 3451 | 6687 | 5428 | 141 | 12 | - | 12 | Applied research |
| Eksperimentalni razvoj | 8777 | 8687 | - | - | 90 | - | - | - | Experimental development |
| Ciljni raziskovalni programi | 10122 | 1387 | 3780 | 4836 | 114 | 6 | - | 6 | Target research programmes |
| Temeljna raziskovanja | 74 | - | 6 | 68 | - | - | - | - | Basic research |
| Aplikativna raziskovanja | 10004 | 1371 | 3768 | 4755 | 104 | 6 | - | 6 | Applied research |
| Eksperimentalni razvoj | 46 | 16 | 6 | 14 | 10 | - | - | - | Experimental development |
| Razvoj raziskovalnih kadrov | 32040 | 5254 | 9716 | 16943 | 128 | - | - | - | Personnel development |
| Mladi raziskovalci - znanost | 26368 | 343 | 9716 | 16182 | 128 | - | - | - | Young researchers - science |
| Mladi raziskovalci iz gospodarstva | 4911 | 4911 | - | - | - | - | - | - | Young researchers from the economy |
| Doktorski študij, ki se financira iz (SUF) | 761 | - | - | 761 | - | - | - | - | Doctoral studies financed from General university funds |
| Mednarodno sodelovanje | 3661 | 176 | 1203 | 1412 | 11 | 858 | 720 | 138 | International cooperation |
| RR projekti (mednarodne raziskave) | 3211 | 61 | 1101 | 1182 | 8 | 858 | 720 | 138 | R&D projects (international research) |
| Financiranje Okvirnih programov EU | 450 | 115 | 102 | 230 | 3 | - | - | - | Financing of EU Framework Programmes |
| Raziskovalna infrastruktura | 42474 | 2016 | 28694 | 11682 | 81 | - | - | - | Research infrastructure |
| Infrastrukturne obveznosti | 16501 | - | 15286 | 1216 | - | - | - | - | Infrastructural commitments |
| Infrastrukturni programi | 8778 | - | 5976 | 2720 | 81 | - | - | - | Infrastructural programmes |
| Raziskovalna oprema | 8336 | 1706 | 4299 | 2331 | - | - | - | - | Research equipment |
| Gradbene investicije | 8859 | 310 | 3134 | 5415 | - | - | - | - | Construction investment |
| Subvencije, dotacije za RR drugim poslovnim zavodom in gospodarskim družbam, ter zasebnem nepridobitnem sektorju | 353 | 103 | - | - | 250 | - | - | - | Subsidies, grants for R&D for other institutions and companies private non-profit sector |
| Sredstva, ki jih MVZT namenja visokoškolskemu sektorju (Univerzam v Mariboru, na Primorskem, v Ljubljani in drugim visokoškolskim zavodom/enotam -od tega za podporo RR (splošni univerzitetni fondii - SUF) | 233944 | - | - | 233944 | - | - | - | - | Funds given by the Ministry of Higher Education, Science and Technology for the higher education sector (University of Maribor, University of Primorska and University of Ljubljana and other HES instit. -of which for R&D support (General University funds - GUF) |

19. Državna proračunska sredstva za R-R dejavnost po področjih znanosti in sektorju, Slovenija, 2007

Government budget appropriations on R&D by field of science and sectors, Slovenia, 2007

1000 EUR

| Področja znanosti | Skupaj Total | Poslovni sektor Business enterprise sector | Državni sektor Government sector | Visokoškolski sektor Higher education sector | Zasebni nepridobitni sektor PNP | Tujina Abroad | Fields of science |
|-----------------------------|-----------------|---|--|--|--|------------------|----------------------------|
| Skupaj | 180340 | 22685 | 83360 | 72109 | 1122 | 1065 | Total |
| Naravoslovne vede | 59635 | 8172 | 34921 | 16220 | 184 | 138 | Natural sciences |
| Tehniške in tehnološke vede | 58954 | 11023 | 21564 | 25286 | 362 | 720 | Engineering and technology |
| Medicinske vede | 15332 | 2637 | 6242 | 6364 | 88 | 0 | Medical sciences |
| Kmetijske vede | 11978 | 606 | 4888 | 6483 | 2 | 0 | Agricultural sciences |
| Družbene vede | 18691 | 213 | 6390 | 11645 | 238 | 205 | Social sciences |
| Humanistične vede | 15749 | 34 | 9356 | 6110 | 248 | 1 | Humanities |

20. Vsi zaposleni v R-R dejavnosti po sektorju zaposlitve, poklicu in spolu, Slovenija, 2007

Total R&D personnel by sector of employment, occupation and sex, Slovenia, 2007

število oseb / head counts

| Sektor | 2007 | | | Sector |
|------------------------------------|-----------------|---------------|------------------|-----------------------------------|
| | skupaj total | moški male | ženske female | |
| Skupaj | 14311 | 8770 | 5541 | Total |
| Raziskovalci | 8742 | 5693 | 3049 | Researchers |
| Tehnično osebje | 4183 | 2452 | 1731 | Technicians |
| Drugo osebje | 1386 | 625 | 761 | Other personnel |
| Poslovni sektor | 6176 | 4283 | 1893 | Business enterprise sector |
| Raziskovalci | 2901 | 2150 | 751 | Researchers |
| Tehnično osebje | 2642 | 1730 | 912 | Technicians |
| Drugo osebje | 633 | 403 | 230 | Other personnel |
| Državni sektor | 3378 | 1795 | 1583 | Government sector |
| Raziskovalci | 2194 | 1249 | 945 | Researchers |
| Tehnično osebje | 767 | 398 | 369 | Technicians |
| Drugo osebje | 417 | 148 | 269 | Other personnel |
| Visokošolski sektor | 4733 | 2673 | 2060 | Higher education sector |
| Raziskovalci | 3623 | 2275 | 1348 | Researchers |
| Tehnično osebje | 774 | 324 | 450 | Technicians |
| Drugo osebje | 336 | 74 | 262 | Other personnel |
| Zasebni nepridobitni sektor | 24 | 19 | 5 | Private non-profit sector |
| Raziskovalci | 24 | 19 | 5 | Researchers |
| Tehnično osebje | - | - | - | Technicians |
| Drugo osebje | - | - | - | Other personnel |

21. Vsi zaposleni v R-R dejavnosti po sektorju zaposlitve, poklicu in spolu, Slovenija, 2007

Total R&D personnel by sector of employment, occupation and sex, Slovenia, 2007

EPDČ / FTE

| Sektor | 2007 | | | Sector |
|------------------------------------|-----------------|---------------|------------------|-----------------------------------|
| | skupaj total | moški male | ženske female | |
| Skupaj | 10369 | 6545 | 3824 | Total |
| Raziskovalci | 6250 | 4144 | 2106 | Researchers |
| Tehnično osebje | 3089 | 1913 | 1176 | Technicians |
| Drugo osebje | 1030 | 488 | 542 | Other personnel |
| Poslovni sektor | 5299 | 3716 | 1583 | Business enterprise sector |
| Raziskovalci | 2571 | 1941 | 630 | Researchers |
| Tehnično osebje | 2215 | 1455 | 760 | Technicians |
| Drugo osebje | 513 | 320 | 193 | Other personnel |
| Državni sektor | 3096 | 1705 | 1391 | Government sector |
| Raziskovalci | 1998 | 1185 | 813 | Researchers |
| Tehnično osebje | 689 | 374 | 315 | Technicians |
| Drugo osebje | 409 | 146 | 263 | Other personnel |
| Visokošolski sektor | 1950 | 1105 | 845 | Higher education sector |
| Raziskovalci | 1657 | 999 | 658 | Researchers |
| Tehnično osebje | 185 | 84 | 101 | Technicians |
| Drugo osebje | 108 | 22 | 86 | Other personnel |
| Zasebni nepridobitni sektor | 24 | 19 | 5 | Private non-profit sector |
| Raziskovalci | 24 | 19 | 5 | Researchers |
| Tehnično osebje | - | - | - | Technicians |
| Drugo osebje | - | - | - | Other personnel |

22. Vsi zaposleni v R-R dejavnosti za določen in nedoločen čas, po stopnji izobrazbe, po sektorju zaposlitve in spolu, Slovenija, 2007

Total R&D personnel by sector of employment, qualification and sex, Slovenia, 2007

število oseb / head counts

| Sektor | 2007 | | | Sector |
|--|-----------------|---------------|------------------|---|
| | skupaj total | moški male | ženske female | |
| Skupaj | 14311 | 8770 | 5541 | Total |
| Druga stopnja terciarnega izobraževanja (ISCED 6) | 3713 | 2390 | 1323 | Second stage tertiary education - doctorate level (ISCED 6) |
| Prva stopnja terciarnega izobraževanja - univerzitetna izobrazba (ISCED 5A) | 6313 | 3962 | 2351 | First stage tertiary education - theoretical (ISCED 5A) |
| Prva stopnja terciarnega izobraževanja - višješol in visokošol.izobrazba (ISCED 5B) | 1592 | 1002 | 590 | First stage tertiary education - practical (ISCED 5B) |
| - skupaj univerzitetna raven (ISCED 5A+6) | 10026 | 6352 | 3674 | - sub-total university degrees (ISCED 5A+6) |
| - skupaj prva st. terc. izobraževanja - univerz. in neuniverz. izobrazba (ISCED 5A+5B) | 7905 | 4964 | 2941 | - sub-total other univ. degrees and other tertiary diplomas (ISCED 5A+5B) |
| Ostale stopnje (ISCED 4 in nižje) | 2693 | 1416 | 1277 | Other qualifications (ISCED 4 and below) |
| Poslovni sektor | 6176 | 4283 | 1893 | Business enterprise sector |
| Druga stopnja terciarnega izobraževanja (ISCED 6) | 357 | 232 | 125 | Second stage tertiary education - doctorate level (ISCED 6) |
| Prva stopnja terciarnega izobraževanja - univerzitetna izobrazba (ISCED 5A) | 3102 | 2222 | 880 | First stage tertiary education - theoretical (ISCED 5A) |
| Prva stopnja terciarnega izobraževanja - višješol in visokošol.izobrazba (ISCED 5B) | 1087 | 808 | 279 | First stage tertiary education - practical (ISCED 5B) |
| - skupaj univerzitetna raven (ISCED 5A+6) | 3459 | 2454 | 1005 | - sub-total university degrees (ISCED 5A+6) |
| - skupaj prva st. terc. izobraževanja - univerz. in neuniverz. izobrazba (ISCED 5A+5B) | 4189 | 3030 | 1159 | - sub-total other univ. degrees and other tertiary diplomas (ISCED 5A+5B) |
| Ostale stopnje (ISCED 4 in nižje) | 1630 | 1021 | 609 | Other qualifications (ISCED 4 and below) |
| Državni sektor | 3378 | 1795 | 1583 | Government sector |
| Druga stopnja terciarnega izobraževanja (ISCED 6) | 1077 | 667 | 410 | Second stage tertiary education - doctorate level (ISCED 6) |
| Prva stopnja terciarnega izobraževanja - univerzitetna izobrazba (ISCED 5A) | 1446 | 743 | 703 | First stage tertiary education - theoretical (ISCED 5A) |
| Prva stopnja terciarnega izobraževanja - višješol in visokošol.izobrazba (ISCED 5B) | 257 | 97 | 160 | First stage tertiary education - practical (ISCED 5B) |
| - skupaj univerzitetna raven (ISCED 5A+6) | 2523 | 1410 | 1113 | - sub-total university degrees (ISCED 5A+6) |
| - skupaj prva st. terc. izobraževanja - univerz. in neuniverz. izobrazba (ISCED 5A+5B) | 1703 | 840 | 863 | - sub-total other univ. degrees and other tertiary diplomas (ISCED 5A+5B) |
| Ostale stopnje (ISCED 4 in nižje) | 598 | 288 | 310 | Other qualifications (ISCED 4 and below) |
| Visokošolski sektor | 4733 | 2673 | 2060 | Higher education sector |
| Druga stopnja terciarnega izobraževanja (ISCED 6) | 2270 | 1486 | 784 | Second stage tertiary education - doctorate level (ISCED 6) |
| Prva stopnja terciarnega izobraževanja - univerzitetna izobrazba (ISCED 5A) | 1753 | 986 | 767 | First stage tertiary education - theoretical (ISCED 5A) |
| Prva stopnja terciarnega izobraževanja - višješol in visokošol.izobrazba (ISCED 5B) | 246 | 95 | 151 | First stage tertiary education - practical (ISCED 5B) |
| - skupaj univerzitetna raven (ISCED 5A+6) | 4023 | 2472 | 1551 | - sub-total university degrees (ISCED 5A+6) |
| - skupaj prva st. terc. izobraževanja - univerz. in neuniverz. izobrazba (ISCED 5A+5B) | 1999 | 1081 | 918 | - sub-total other univ. degrees and other tertiary diplomas (ISCED 5A+5B) |
| Ostale stopnje (ISCED 4 in nižje) | 464 | 106 | 358 | Other qualifications (ISCED 4 and below) |
| Zasebni nepridobitni sektor | 24 | 19 | 5 | Private non-profit sector |
| Druga stopnja terciarnega izobraževanja (ISCED 6) | 9 | 5 | 4 | Second stage tertiary education - doctorate level (ISCED 6) |
| Prva stopnja terciarnega izobraževanja - univerzitetna izobrazba (ISCED 5A) | 12 | 11 | 1 | First stage tertiary education - theoretical (ISCED 5A) |
| Prva stopnja terciarnega izobraževanja - višješol in visokošol.izobrazba (ISCED 5B) | 2 | 2 | - | First stage tertiary education - practical (ISCED 5B) |
| - skupaj univerzitetna raven (ISCED 5A+6) | 21 | 16 | 5 | - sub-total university degrees (ISCED 5A+6) |
| - skupaj prva st. terc. izobraževanja - univerz. in neuniverz. izobrazba (ISCED 5A+5B) | 14 | 13 | 1 | - sub-total other univ. degrees and other tertiary diplomas (ISCED 5A+5B) |
| Ostale stopnje (ISCED 4 in nižje) | 1 | 1 | - | Other qualifications (ISCED 4 and below) |

23. Vsi zaposleni v R-R dejavnosti za določen in nedoločen čas, po stopnji izobrazbe, sektorju zaposlitve, Slovenija, 2007
Total R&D personnel by sector of employment and qualification, Slovenia, 2007

EPDČ / FTE

| Sektor | 2007 | | Sector |
|--|-----------------|-----------------------------|---|
| | skupaj total | raziskovalci researchers | |
| Skupaj | 10369 | 6250 | Total |
| Druga stopnja terciarnega izobraževanja (ISCED 6) | 2095 | 1952 | Second stage tertiary education - doctorate level (ISCED 6) |
| Prva stopnja terciarnega izobraževanja - univerzitetna izobrazba (ISCED 5A) | 5063 | 3808 | First stage tertiary education - theoretical (ISCED 5A) |
| Prva stopnja terciarnega izobraževanja - višješol in visokošol.izobrazba (ISCED 5B) | 1216 | 353 | First stage tertiary education - practical (ISCED 5B) |
| - skupaj univerzitetna raven (ISCED 5A+6) | 7158 | 5760 | - sub-total university degrees (ISCED 5A+6) |
| - skupaj prva st. terc. Izobraževanja - univerz. in neuniverz. izobrazba (ISCED 5A+5B) | 6279 | 4161 | - sub-total other univ. degrees and other tertiary diplomas (ISCED 5A+5B) |
| Ostale stopnje (ISCED 4 in nižje) | 1995 | 137 | Other qualifications (ISCED 4 and below) |
| Poslovni sektor | 5299 | 2571 | Business enterprise sector |
| Druga stopnja terciarnega izobraževanja (ISCED 6) | 326 | 259 | Second stage tertiary education - doctorate level (ISCED 6) |
| Prva stopnja terciarnega izobraževanja - univerzitetna izobrazba (ISCED 5A) | 2712 | 1844 | First stage tertiary education - theoretical (ISCED 5A) |
| Prva stopnja terciarnega izobraževanja - višješol in visokošol.izobrazba (ISCED 5B) | 913 | 335 | First stage tertiary education - practical (ISCED 5B) |
| - skupaj univerzitetna raven (ISCED 5A+6) | 3038 | 2103 | - sub-total university degrees (ISCED 5A+6) |
| - skupaj prva st. terc. Izobraževanja - univerz. in neuniverz. izobrazba (ISCED 5A+5B) | 3625 | 2179 | - sub-total other univ. degrees and other tertiary diplomas (ISCED 5A+5B) |
| Ostale stopnje (ISCED 4 in nižje) | 1348 | 133 | Other qualifications (ISCED 4 and below) |
| Državni sektor | 3096 | 1998 | Government sector |
| Druga stopnja terciarnega izobraževanja (ISCED 6) | 1026 | 962 | Second stage tertiary education - doctorate level (ISCED 6) |
| Prva stopnja terciarnega izobraževanja - univerzitetna izobrazba (ISCED 5A) | 1279 | 1020 | First stage tertiary education - theoretical (ISCED 5A) |
| Prva stopnja terciarnega izobraževanja - višješol in visokošol.izobrazba (ISCED 5B) | 231 | 13 | First stage tertiary education - practical (ISCED 5B) |
| - skupaj univerzitetna raven (ISCED 5A+6) | 2305 | 1982 | - sub-total university degrees (ISCED 5A+6) |
| - skupaj prva st. terc. Izobraževanja - univerz. in neuniverz. izobrazba (ISCED 5A+5B) | 1510 | 1033 | - sub-total other univ. degrees and other tertiary diplomas (ISCED 5A+5B) |
| Ostale stopnje (ISCED 4 in nižje) | 560 | 3 | Other qualifications (ISCED 4 and below) |
| Visokošolski sektor | 1950 | 1657 | Higher education sector |
| Druga stopnja terciarnega izobraževanja (ISCED 6) | 734 | 722 | Second stage tertiary education - doctorate level (ISCED 6) |
| Prva stopnja terciarnega izobraževanja - univerzitetna izobrazba (ISCED 5A) | 1060 | 932 | First stage tertiary education - theoretical (ISCED 5A) |
| Prva stopnja terciarnega izobraževanja - višješol in visokošol.izobrazba (ISCED 5B) | 70 | 3 | First stage tertiary education - practical (ISCED 5B) |
| - skupaj univerzitetna raven (ISCED 5A+6) | 1794 | 1654 | - sub-total university degrees (ISCED 5A+6) |
| - skupaj prva st. terc. Izobraževanja - univerz. in neuniverz. izobrazba (ISCED 5A+5B) | 1130 | 935 | - sub-total other univ. degrees and other tertiary diplomas (ISCED 5A+5B) |
| Ostale stopnje (ISCED 4 in nižje) | 86 | - | Other qualifications (ISCED 4 and below) |
| Zasebni nepridobitni sektor | 24 | 24 | Private non-profit sector |
| Druga stopnja terciarnega izobraževanja (ISCED 6) | 9 | 9 | Second stage tertiary education - doctorate level (ISCED 6) |
| Prva stopnja terciarnega izobraževanja - univerzitetna izobrazba (ISCED 5A) | 12 | 12 | First stage tertiary education - theoretical (ISCED 5A) |
| Prva stopnja terciarnega izobraževanja - višješol in visokošol.izobrazba (ISCED 5B) | 2 | 2 | First stage tertiary education - practical (ISCED 5B) |
| - skupaj univerzitetna raven (ISCED 5A+6) | 21 | 21 | - sub-total university degrees (ISCED 5A+6) |
| - skupaj prva st. terc. Izobraževanja - univerz. in neuniverz. izobrazba (ISCED 5A+5B) | 14 | 14 | - sub-total other univ. degrees and other tertiary diplomas (ISCED 5A+5B) |
| Ostale stopnje (ISCED 4 in nižje) | 1 | 1 | Other qualifications (ISCED 4 and below) |

24. Raziskovalci po stopnji izobrazbe, po sektorju zaposlitve in spolu, Slovenija, 2007

Researchers by sector of employment, qualification and sex, Slovenia, 2007

število oseb / head counts

| Sektor | 2007 | | | Sektor |
|--|-----------------|---------------|------------------|---|
| | skupaj total | moški male | ženske female | |
| Skupaj | 8742 | 5693 | 3049 | Total |
| Druge stopnja terciarnega izobraževanja (ISCED 6) | 3542 | 2286 | 1256 | Second stage tertiary education - doctorate level (ISCED 6) |
| Prva stopnja terciarnega izobraževanja - univerzitetna izobrazba (ISCED 5A) | 4673 | 2972 | 1701 | First stage tertiary education - theoretical (ISCED 5A) |
| Prva stopnja terciarnega izobraževanja - višješol in visokošol.izobrazba (ISCED 5B) | 396 | 322 | 74 | First stage tertiary education - practical (ISCED 5B) |
| - skupaj univerzitetna raven (ISCED 5A+6) | 8215 | 5258 | 2957 | - sub-total university degrees (ISCED 5A+6) |
| - skupaj prva st. terc. izobraževanja - univerz. in neuniverz. izobrazba (ISCED 5A+5B) | 5069 | 3294 | 1775 | - sub-total other univ. degrees and other tertiary diplomas (ISCED 5A+5B) |
| Ostale stopnje ((ISCED 4 in nižje) | 131 | 113 | 18 | Other qualifications ((ISCED 4 and below) |
| Poslovni sektor | 2901 | 2150 | 751 | Business enterprise sector |
| Druge stopnja terciarnega izobraževanja (ISCED 6) | 286 | 188 | 98 | Second stage tertiary education - doctorate level (ISCED 6) |
| Prva stopnja terciarnega izobraževanja - univerzitetna izobrazba (ISCED 5A) | 2105 | 1538 | 567 | First stage tertiary education - theoretical (ISCED 5A) |
| Prva stopnja terciarnega izobraževanja - višješol in visokošol.izobrazba (ISCED 5B) | 384 | 314 | 70 | First stage tertiary education - practical (ISCED 5B) |
| - skupaj univerzitetna raven (ISCED 5A+6) | 2391 | 1726 | 665 | - sub-total university degrees (ISCED 5A+6) |
| - skupaj prva st. terc. izobraževanja - univerz. in neuniverz. izobrazba (ISCED 5A+5B) | 2489 | 1852 | 637 | - sub-total other univ. degrees and other tertiary diplomas (ISCED 5A+5B) |
| Ostale stopnje ((ISCED 4 in nižje) | 126 | 110 | 16 | Other qualifications ((ISCED 4 and below) |
| Državni sektor | 2194 | 1249 | 945 | Government sector |
| Druge stopnja terciarnega izobraževanja (ISCED 6) | 1013 | 621 | 392 | Second stage tertiary education - doctorate level (ISCED 6) |
| Prva stopnja terciarnega izobraževanja - univerzitetna izobrazba (ISCED 5A) | 1170 | 622 | 548 | First stage tertiary education - theoretical (ISCED 5A) |
| Prva stopnja terciarnega izobraževanja - višješol in visokošol.izobrazba (ISCED 5B) | 7 | 4 | 3 | First stage tertiary education - practical (ISCED 5B) |
| - skupaj univerzitetna raven (ISCED 5A+6) | 2183 | 1243 | 940 | - sub-total university degrees (ISCED 5A+6) |
| - skupaj prva st. terc. izobraževanja - univerz. in neuniverz. izobrazba (ISCED 5A+5B) | 1177 | 626 | 551 | - sub-total other univ. degrees and other tertiary diplomas (ISCED 5A+5B) |
| Ostale stopnje ((ISCED 4 in nižje) | 4 | 2 | 2 | Other qualifications ((ISCED 4 and below) |
| Visokošolski sektor | 3623 | 2275 | 1348 | Higher education sector |
| Druge stopnja terciarnega izobraževanja (ISCED 6) | 2234 | 1472 | 762 | Second stage tertiary education - doctorate level (ISCED 6) |
| Prva stopnja terciarnega izobraževanja - univerzitetna izobrazba (ISCED 5A) | 1386 | 801 | 585 | First stage tertiary education - theoretical (ISCED 5A) |
| Prva stopnja terciarnega izobraževanja - višješol in visokošol.izobrazba (ISCED 5B) | 3 | 2 | 1 | First stage tertiary education - practical (ISCED 5B) |
| - skupaj univerzitetna raven (ISCED 5A+6) | 3620 | 2273 | 1347 | - sub-total university degrees (ISCED 5A+6) |
| - skupaj prva st. terc. izobraževanja - univerz. in neuniverz. izobrazba (ISCED 5A+5B) | 1389 | 803 | 586 | - sub-total other univ. degrees and other tertiary diplomas (ISCED 5A+5B) |
| Ostale stopnje ((ISCED 4 in nižje) | - | - | - | Other qualifications ((ISCED 4 and below) |
| Zasebni nepridobitni sektor | 24 | 19 | 5 | Private non-profit sector |
| Druge stopnja terciarnega izobraževanja (ISCED 6) | 9 | 5 | 4 | Second stage tertiary education - doctorate level (ISCED 6) |
| Prva stopnja terciarnega izobraževanja - univerzitetna izobrazba (ISCED 5A) | 12 | 11 | 1 | First stage tertiary education - theoretical (ISCED 5A) |
| Prva stopnja terciarnega izobraževanja - višješol in visokošol.izobrazba (ISCED 5B) | 2 | 2 | - | First stage tertiary education - practical (ISCED 5B) |
| - skupaj univerzitetna raven (ISCED 5A+6) | 21 | 16 | 5 | - sub-total university degrees (ISCED 5A+6) |
| - skupaj prva st. terc. izobraževanja - univerz. in neuniverz. izobrazba (ISCED 5A+5B) | 14 | 13 | 1 | - sub-total other univ. degrees and other tertiary diplomas (ISCED 5A+5B) |
| Ostale stopnje ((ISCED 4 in nižje) | 1 | 1 | - | Other qualifications ((ISCED 4 and below) |

25. Raziskovalci po sektorju zaposlitve in po starostnih skupinah, Slovenija, 2007

Researchers by sector of employment and age class, Slovenia, 2007

število oseb / head counts

| Sektor starostne skupine | 2007 | Sektor age classes |
|------------------------------------|-------------|-----------------------------------|
| Slovenija - skupaj | | National - total |
| Pod 25 let | 127 | Under 25 years |
| 25-34 | 3330 | 25-34 |
| 35-44 | 2578 | 35-44 |
| 45-54 | 1682 | 45-54 |
| 55-64 | 891 | 55-64 |
| 65 in več let | 134 | 65 years and more |
| Raziskovalci - skupaj | 8742 | Total researchers |
| Poslovni sektor | | Business enterprise sector |
| Pod 25 let | 60 | Under 25 years |
| 25-34 | 1126 | 25-34 |
| 35-44 | 969 | 35-44 |
| 45-54 | 548 | 45-54 |
| 55-64 | 194 | 55-64 |
| 65 in več let | 4 | 65 years and more |
| Raziskovalci - skupaj | 2901 | Total researchers |
| Državni sektor | | Government sector |
| Pod 25 let | 39 | Under 25 years |
| 25-34 | 747 | 25-34 |
| 35-44 | 625 | 35-44 |
| 45-54 | 472 | 45-54 |
| 55-64 | 266 | 55-64 |
| 65 in več let | 45 | 65 years and more |
| Raziskovalci - skupaj | 2194 | Total researchers |
| Visokošolski sektor | | Higher education sector |
| Pod 25 let | 28 | Under 25 years |
| 25-34 | 1456 | 25-34 |
| 35-44 | 979 | 35-44 |
| 45-54 | 649 | 45-54 |
| 55-64 | 426 | 55-64 |
| 65 in več let | 85 | 65 years and more |
| Raziskovalci - skupaj | 3623 | Total researchers |
| Zasebni nepridobitni sektor | | Private non-profit sector |
| Pod 25 let | - | Under 25 years |
| 25-34 | 1 | 25-34 |
| 35-44 | 5 | 35-44 |
| 45-54 | 13 | 45-54 |
| 55-64 | 5 | 55-64 |
| 65 in več let | - | 65 years and more |
| Raziskovalci - skupaj | 24 | Total researchers |



26. Raziskovalci po sektorju zaposlitve in področjih znanosti in po spolu, Slovenija, 2007

Researchers by sector of employment, field of science and sex, Slovenia, 2007

število oseb / head counts

| | 2007 | | | |
|--|-----------------|---------------|------------------|--|
| | skupaj total | moški male | ženske female | |
| Skupaj | 8742 | 5693 | 3049 | Total |
| Naravoslovne vede | 1806 | 1212 | 594 | Natural sciences |
| Tehniške in tehnološke vede | 3393 | 2708 | 685 | Engineering and technology |
| Medicinske vede | 1476 | 719 | 757 | Medical sciences |
| Kmetijske vede | 589 | 294 | 295 | Agricultural sciences |
| Skupaj- naravoslovne in tehniške šole | 7264 | 4933 | 2331 | Subtotal - natural sciences and engineering |
| Družbene vede | 936 | 496 | 440 | Social sciences |
| Humanistične vede | 542 | 264 | 278 | Humanities |
| Skupaj- družboslovne in humanistične vede | 1478 | 760 | 718 | Subtotal - social sciences and humanities |
| Poslovni sektor | 2901 | 2150 | 751 | Business enterprise sector |
| Naravoslovne vede | 413 | 293 | 120 | Natural sciences |
| Tehniške in tehnološke vede | 2032 | 1655 | 377 | Engineering and technology |
| Medicinske vede | 405 | 172 | 233 | Medical sciences |
| Kmetijske vede | 30 | 17 | 13 | Agricultural sciences |
| Skupaj- naravoslovne in tehniške šole | 2880 | 2137 | 743 | Subtotal - natural sciences and engineering |
| Družbene vede | 19 | 13 | 6 | Social sciences |
| Humanistične vede | 2 | - | 2 | Humanities |
| Skupaj- družboslovne in humanistične vede | 21 | 13 | 8 | Subtotal - social sciences and humanities |
| Državni sektor | 2194 | 1249 | 945 | Government sector |
| Naravoslovne vede | 954 | 605 | 349 | Natural sciences |
| Tehniške in tehnološke vede | 192 | 141 | 51 | Engineering and technology |
| Medicinske vede | 339 | 171 | 168 | Medical sciences |
| Kmetijske vede | 119 | 69 | 50 | Agricultural sciences |
| Skupaj- naravoslovne in tehniške šole | 1604 | 986 | 618 | Subtotal - natural sciences and engineering |
| Družbene vede | 306 | 133 | 173 | Social sciences |
| Humanistične vede | 284 | 130 | 154 | Humanities |
| Skupaj- družboslovne in humanistične vede | 590 | 263 | 327 | Sub-total - social sciences and humanities |
| Visokošolski sektor | 3623 | 2275 | 1348 | Higher education sector |
| Naravoslovne vede | 431 | 308 | 123 | Natural sciences |
| Tehniške in tehnološke vede | 1159 | 902 | 257 | Engineering and technology |
| Medicinske vede | 732 | 376 | 356 | Medical sciences |
| Kmetijske vede | 439 | 207 | 232 | Agricultural sciences |
| Skupaj- naravoslovne in tehniške šole | 2761 | 1793 | 968 | Subtotal - natural sciences and engineering |
| Družbene vede | 606 | 348 | 258 | Social sciences |
| Humanistične vede | 256 | 134 | 122 | Humanities |
| Skupaj- družboslovne in humanistične vede | 862 | 482 | 380 | Sub-total - social sciences and humanities |
| Zasebni nepridobitni sektor | 24 | 19 | 5 | Private non-profit sector |
| Naravoslovne vede | 8 | 6 | 2 | Natural sciences |
| Tehniške in tehnološke vede | 10 | 10 | - | Engineering and technology |
| Medicinske vede | - | - | - | Medical sciences |
| Kmetijske vede | 1 | 1 | - | Agricultural sciences |
| Skupaj- naravoslovne in tehniške šole | 19 | 17 | 2 | Subtotal - natural sciences and engineering |
| Družbene vede | 5 | 2 | 3 | Social sciences |
| Humanistične vede | - | - | - | Humanities |
| Skupaj- družboslovne in humanistične vede | 5 | 2 | 3 | Subtotal - social sciences and humanities |

27. Raziskovalci po sektorju zaposlitve in področjih znanosti in po spolu, Slovenija, 2007
 Researchers by sector of employment, field of science and sex, Slovenia, 2007

EPDČ / FTE

| | 2007 | | | |
|---|-----------------|---------------|------------------|--|
| | skupaj total | moški male | ženske female | |
| Skupaj | 6250 | 4144 | 2106 | Total |
| Naravoslovne vede | 1580 | 1060 | 520 | Natural sciences |
| Tehniške in tehnološke vede | 2640 | 2142 | 498 | Engineering and technology |
| Medicinske vede | 756 | 330 | 426 | Medical sciences |
| Kmetijske vede | 336 | 150 | 186 | Agricultural sciences |
| Skupaj- naravoslovne in tehniške vede | 5312 | 3682 | 1630 | Subtotal - natural sciences and engineering |
| Družbene vede | 576 | 298 | 278 | Social sciences |
| Humanistične vede | 362 | 164 | 198 | Humanities |
| Skupaj-družboslovne in humanistične vede | 938 | 462 | 476 | Subtotal - social sciences and humanities |
| Poslovni sektor | 2571 | 1941 | 630 | Business enterprise sector |
| Naravoslovne vede | 367 | 267 | 100 | Natural sciences |
| Tehniške in tehnološke vede | 1801 | 1501 | 300 | Engineering and technology |
| Medicinske vede | 382 | 158 | 224 | Medical sciences |
| Kmetijske vede | 9 | 6 | 3 | Agricultural sciences |
| Skupaj- naravoslovne in tehniške vede | 2559 | 1932 | 627 | Subtotal - natural sciences and engineering |
| Družbene vede | 10 | 9 | 1 | Social sciences |
| Humanistične vede | 2 | - | 2 | Humanities |
| Skupaj-družboslovne in humanistične vede | 12 | 9 | 3 | Subtotal - social sciences and humanities |
| Državni sektor | 1998 | 1185 | 813 | Government sector |
| Naravoslovne vede | 1000 | 648 | 352 | Natural sciences |
| Tehniške in tehnološke vede | 209 | 154 | 55 | Engineering and technology |
| Medicinske vede | 110 | 57 | 53 | Medical sciences |
| Kmetijske vede | 117 | 67 | 50 | Agricultural sciences |
| Skupaj- naravoslovne in tehniške vede | 1436 | 926 | 510 | Subtotal - natural sciences and engineering |
| Družbene vede | 297 | 134 | 163 | Social sciences |
| Humanistične vede | 265 | 125 | 140 | Humanities |
| Skupaj-družboslovne in humanistične vede | 562 | 259 | 303 | Subtotal - social sciences and humanities |
| Visokošolski sektor | 1657 | 999 | 658 | Higher education sector |
| Naravoslovne vede | 205 | 139 | 66 | Natural sciences |
| Tehniške in tehnološke vede | 620 | 477 | 143 | Engineering and technology |
| Medicinske vede | 264 | 115 | 149 | Medical sciences |
| Kmetijske vede | 209 | 76 | 133 | Agricultural sciences |
| Skupaj- naravoslovne in tehniške vede | 1298 | 807 | 491 | Subtotal - natural sciences and engineering |
| Družbene vede | 264 | 153 | 111 | Social sciences |
| Humanistične vede | 95 | 39 | 56 | Humanities |
| Skupaj-družboslovne in humanistične vede | 359 | 192 | 167 | Sub-total - social sciences and humanities |
| Zasebni nepridobitni sektor | 24 | 19 | 5 | Private non-profit sector |
| Naravoslovne vede | 8 | 6 | 2 | Natural sciences |
| Tehniške in tehnološke vede | 10 | 10 | - | Engineering and technology |
| Medicinske vede | - | - | - | Medical sciences |
| Kmetijske vede | 1 | 1 | - | Agricultural sciences |
| Skupaj- naravoslovne in tehniške vede | 19 | 17 | 2 | Subtotal - natural sciences and engineering |
| Družbene vede | 5 | 2 | 3 | Social sciences |
| Humanistične vede | - | - | - | Humanities |
| Skupaj-družboslovne in humanistične vede | 5 | 2 | 3 | Subtotal - social sciences and humanities |



28. Zaposleni v R-R dejavnosti v poslovnem sektorju po dejavnosti, Slovenija, 2007
Total R&D personnel (BEMP) in business enterprise sector, by activity, Slovenia, 2007

EPDČ / FTE

| Dejavnost | 2007 | | Activity |
|--|--------------|---------------------------|---|
| | skupaj total | razi-skovalci researchers | |
| SKUPAJ | 5299 | 2571 | TOTAL |
| KMETIJSTVO, LOV IN GOZDARSTVO | - | - | AGRICULTURE, HUNTING AND FORESTRY |
| RUDARSTVO | 29 | 23 | MINING AND QUARRYING |
| PREDELOVALNE DEJAVNOSTI | 4265 | 1923 | MANUFACTURING |
| Proizvodnja hrane, pijače in tobaka | 36 | 12 | Food, beverages and tobacco |
| Proizvodnja hrane, prehrabnih izdelkov in pijač | 36 | 12 | Food products and beverages |
| Proizvodnja tobačnih izdelkov | - | - | Tobacco products |
| Proizvodnja tekstila, usnja in krzna | 135 | 72 | Textiles, fur and leather |
| Proizvodnja tekstila | 87 | 54 | Textiles |
| Proizvodnja oblačil, strojenje in dodelava krzna | 17 | 1 | Wearing apparel and fur |
| Proizvodnja usnjenih izdelkov in čevljev | 31 | 16 | Leather products and footwear |
| Proizvodnja lesa, papirja, tiskarstvo in založništvo | 18 | 5 | Wood, paper, printing, publishing |
| Proizvodnja lesa in plute (ne pohištva) | - | - | Wood and cork (not furniture) |
| Proizvodnja vlaknin, papirja ter papirnih izdelkov | - | - | Pulp, paper and paper products |
| Založništvo, tiskarstvo, razmnoževanje posnetih nosilcev zapisa | 18 | 5 | Publishing, printing and reproduction of recorded media |
| Proizvodnja koksa, naftnih derivatov, jedrskega goriva, kemikalij, kemičnih izdelkov, izdelkov iz gume in plastičnih mas | 1409 | 579 | Coke, petroleum, nuclear fuel, chemicals and products, rubber and plastics |
| Proizvodnja koksa, naftnih derivatov | - | - | Coke, refined petroleum products and nuclear fuel |
| Proizvodnja koksa in jedrskega goriva | - | - | Coke and nuclear fuel |
| Proizvodna naftnih derivatov | - | - | Refined petroleum products |
| Proizvodnja kemikalij in kemičnih izdelkov | 1289 | 525 | Chemicals and chemical products |
| Proizvodnja kemikalij in kemičnih izdelkov (brez farmacevtskih surovin in preparatov) | 329 | 156 | Chemicals and chemical products (less pharmaceuticals) |
| Proizvodnja farmacevtskih surovin in preparatov | 960 | 369 | Pharmaceuticals |
| Proizvodnja izdelkov iz gume in plastičnih mas | 121 | 54 | Rubber and plastic products |
| Proizvodnja drugih nekovinskih mineralnih izdelkov | 36 | 18 | Non-metallic mineral products |
| Proizvodnja kovin | 62 | 29 | Basic metals |
| Proizvodnja kovin, železa in jekla | 60 | 29 | Basic metals, iron and steel |
| Proizvodnja plemenitih in neželeznih kovin ter livarstvo | 2 | - | Basic metals, non-ferrous |
| Proizvodnja kovinskih izdelkov, strojev in opreme, instrumentov in transport | 2493 | 1192 | Fabricated metal products, machinery and equipment, instruments and transport |
| Proizvodnja kovinskih izdelkov razen strojev in opreme | 281 | 108 | Fabricated metal products, except machinery and equipment |
| Proizvodnja strojev, neklasificirano | 552 | 258 | Machinery and equipment, n.e.c. |
| Proizvodnja motorjev in turbin razen za letala in motorna vozila | - | - | Engines and turbines, except aircraft, vehicle and cycle |
| Proizvodnja strojev za posebne namene | 126 | 74 | Special purpose machinery |
| Proizvodnja obdelovalnih strojev | 35 | 16 | Machine tools |
| Proizvodnja orožja in streliva | - | - | Weapons and ammunition |
| Proizvodnja pisarniških strojev in računalnikov | 24 | 24 | Office, accounting and computing machinery |
| Proizvodnja električnih strojev in naprav | 495 | 282 | Electrical machinery and apparatus n.e.c. |
| Proizvodnja elektromotorjev, generatorjev in transformatorjev | 158 | 81 | Electrical motors, generators and transformers |
| Proizvodnja naprav za distribucijo in krmiljenje elektrike | 142 | 69 | Electricity distribution and control apparatus (includes semiconductors) |
| Proizvodnja izoliranih električnih kablov in žic | 4 | 3 | Insulated wire and cable (includes optic fibre cables) |
| Proizvodnja akumulatorjev, primarnih členov in baterij | 20 | 2 | Accumulators, primary cells and primary batteries |
| Proizvodnja opreme za razsvetljavo in električnih svetilk | - | - | Electric lamps and lighting equipment |
| Proizvodnja druge električne opreme | 170 | 127 | Other electrical equipment n.e.c. |

28. Zaposleni v R-R dejavnosti v poslovnem sektorju po dejavnosti, Slovenija, 2007 (nadaljevanje)

Total R&D personnel (BEMP) in business enterprise sector, by activity, Slovenia, 2007 (continued)

EPDČ / FTE

| Dejavnost | 2007 | | Activity |
|--|--------------|---------------------------|--|
| | skupaj total | razi-skovalci researchers | |
| Proizvodnja radijskih, televizijskih in komunikacijskih naprav in opreme | 632 | 191 | Radio, TV and communications equipment and apparatus |
| <i>Proizvodnja elektronk, elektronskih ventilov in drugih elektronskih komponent</i> | 38 | 18 | <i>Electronic valves, tubes and components</i> |
| <i>Proizvodnja radijskih in televizijskih oddajnikov, telefonskih in telegrafskih naprav</i> | 577 | 167 | <i>TV, radio transmitters and line apparatus</i> |
| <i>TV and radio receivers, sound and video goods</i> | 17 | 6 | <i>TV and radio receivers, sound and video goods</i> |
| Proizvodnja medicinskih, finomehaničnih in optičnih instrumentov ter ur | 326 | 204 | Medical, precision and optical instruments, watches and clocks (instruments) |
| <i>Proizvodnja medicinske in kirurške opreme ter ortopedskih pripomočkov</i> | 76 | 62 | <i>Medical appliances, instruments and control equipment</i> |
| <i>Proizvodnja merilnih, kontrolnih, preizkuševalnih, navigacijskih in drugih instrumentov in naprav, razen opreme za industrijsko procesno krmiljenje</i> | 218 | 126 | <i>Instruments and appliances for measuring, checking, testing, navigating and other purposes, except industrial process control equipment</i> |
| <i>Proizvodnja opreme za industrijsko procesno krmiljenje</i> | 32 | 16 | <i>Industrial process control equipment</i> |
| <i>Proizvodnja optičnih instrumentov in fotografske opreme</i> | - | - | <i>Optical instruments and photographic equipment</i> |
| <i>Proizvodnja ur</i> | - | - | <i>Watches and clocks</i> |
| Proizvodnja motornih vozil, prikolic in polprikolic | 139 | 84 | Motor Vehicles, trailers and semi-trailers |
| Proizvodnja drugih vozil in plovil | 44 | 41 | Other Transport Equipment |
| <i>Gradnja in popravilo ladij in čolnov</i> | 40 | 40 | <i>Ships and boats</i> |
| <i>Proizvodnja železniških in drugih tirnih vozil</i> | - | - | <i>Railway and tramway locomotives and rolling stock</i> |
| <i>Proizvodnja zračnih in vesoljskih plovil</i> | - | - | <i>Aircraft and spacecraft</i> |
| <i>Proizvodnja drugih vozil</i> | 4 | 1 | <i>Transport equipment, n.e.c.</i> |
| Proizvodnja pohištva; druge predelovalne dejavnosti | 76 | 16 | Furniture, other manufacturing n.e.c. |
| Proizvodnja pohištva | 42 | 7 | Furniture |
| Druge proizvodne dejavnosti | 34 | 9 | Other manufacturing n.e.c. |
| Reciklaža | - | - | Recycling |
| OSKRBA Z ELEKTRIKO, PLINOM IN TOPLO VODO | - | - | ELECTRICITY, GAS and WATER SUPPLY |
| GRADBENIŠTVO | - | - | CONSTRUCTION |
| STORITVENI SEKTOR | 1005 | 625 | SERVICES SECTOR |
| Prodaja, vzdrževanje in popravila motornih vozil | 18 | 12 | Wholesale, retail trade and motor vehicle repair |
| Gostinstvo | - | - | Hotels and restaurants |
| Promet, skladiščenje in zveze | - | - | Transport, storage and communications |
| Telekomunikacije | - | - | Telecommunications |
| Drugo | - | - | Other |
| Finančno posredništvo (vključno s zavarovalništvom) | - | - | Financial intermediation (includes insurance) |
| Poslovanje z nepremičninami, najem in poslovne storitve | 980 | 608 | Real estate, renting and business activities |
| Obdelava podatkov, podatkovne baze in s tem povezane dejavnosti | 317 | 254 | Computer and related activities |
| <i>Svetovanje in oskrba z računalniškimi programi</i> | - | - | <i>Software consultancy and supply</i> |
| Raziskovanje in razvoj | 399 | 187 | Research and development |
| Druge poslovne dejavnosti | 241 | 148 | Other business activities |
| <i>Projektiranje in tehnično svetovanje; tehnično preizkušanje in analiziranje</i> | - | - | <i>Architectural, engineering and other technical activities</i> |
| Dejavnost javnih ustanov, ki zagotavljajo storitve na področju zdravstva, izobraževanja, kulture in druge socialne storitve | 7 | 6 | Community, social and personal service activities, etc. |

29. Vsi zaposleni v R-R dejavnosti po sektorju zaposlitve, poklicu in spolu, po regijah, Slovenija, 2007

Total R&D personnel by sector of employment, occupation and sex, by regions, Slovenia, 2007

število oseb / head counts

| Regije / poklici | Skupaj Total | | Poslovni sektor Business enterprise sector | | Državni sektor Government sector | | Visokošolski sektor Higher education sector | | Zasebni nepridobni sektor PNP | | Regions / occupation |
|------------------------------|-----------------|------------------|--|------------------|-------------------------------------|------------------|---|------------------|-------------------------------------|------------------|------------------------------|
| | vsi all | ženske female | vsi all | ženske female | vsi all | ženske female | vsi all | ženske female | vsi all | ženske female | |
| SLOVENIJA | 14311 | 5541 | 6176 | 1893 | 3378 | 1583 | 4733 | 2060 | 24 | 5 | SLOVENIA |
| Raziskovalci | 8742 | 3049 | 2901 | 751 | 2194 | 945 | 3623 | 1348 | 24 | 5 | Researchers |
| Tehniki | 4183 | 1731 | 2642 | 912 | 767 | 369 | 774 | 450 | - | - | Technicians |
| Drugo osebje | 1386 | 761 | 633 | 230 | 417 | 269 | 336 | 262 | - | - | Other staff |
| Pomurska | 113 | 22 | 112 | 21 | - | - | - | - | 1 | 1 | Pomurska |
| Raziskovalci | 59 | 14 | 58 | 13 | - | - | - | - | 1 | 1 | Researchers |
| Tehniki | 46 | 7 | 46 | 7 | - | - | - | - | - | - | Technicians |
| Drugo osebje | 8 | 1 | 8 | 1 | - | - | - | - | - | - | Other staff |
| Podravska | 1383 | 498 | 264 | 57 | 181 | 89 | 936 | 352 | 2 | - | Podravska |
| Raziskovalci | 989 | 332 | 118 | 31 | 135 | 58 | 734 | 243 | 2 | - | Researchers |
| Tehniki | 245 | 60 | 122 | 20 | 19 | 11 | 104 | 29 | - | - | Technicians |
| Drugo osebje | 149 | 106 | 24 | 6 | 27 | 20 | 98 | 80 | - | - | Other staff |
| Koroška | 119 | 38 | 118 | 38 | - | - | - | - | 1 | - | Koroška |
| Raziskovalci | 58 | 18 | 57 | 18 | - | - | - | - | 1 | - | Researchers |
| Tehniki | 52 | 19 | 52 | 19 | - | - | - | - | - | - | Technicians |
| Drugo osebje | 9 | 1 | 9 | 1 | - | - | - | - | - | - | Other staff |
| Savinjska | 961 | 306 | 830 | 249 | 111 | 45 | 18 | 12 | 2 | - | Savinjska |
| Raziskovalci | 447 | 129 | 343 | 86 | 87 | 33 | 15 | 10 | 2 | - | Researchers |
| Tehniki | 428 | 143 | 403 | 130 | 22 | 11 | 3 | 2 | - | - | Technicians |
| Drugo osebje | 86 | 34 | 84 | 33 | 2 | 1 | - | - | - | - | Other staff |
| Zasavska | 157 | 43 | 157 | 43 | - | - | - | - | - | - | Zasavska |
| Raziskovalci | 85 | 19 | 85 | 19 | - | - | - | - | - | - | Researchers |
| Tehniki | 51 | 18 | 51 | 18 | - | - | - | - | - | - | Technicians |
| Drugo osebje | 21 | 6 | 21 | 6 | - | - | - | - | - | - | Other staff |
| Spodnjeposavska | 58 | 23 | 55 | 22 | 3 | 1 | - | - | - | - | Spodnjeposavska |
| Raziskovalci | 25 | 10 | 23 | 10 | 2 | - | - | - | - | - | Researchers |
| Tehniki | 29 | 12 | 28 | 11 | 1 | 1 | - | - | - | - | Technicians |
| Drugo osebje | 4 | 1 | 4 | 1 | - | - | - | - | - | - | Other staff |
| Jugovzhodna Slovenija | 694 | 404 | 670 | 386 | 24 | 18 | - | - | - | - | Jugovzhodna Slovenija |
| Raziskovalci | 257 | 123 | 242 | 114 | 15 | 9 | - | - | - | - | Researchers |
| Tehniki | 339 | 231 | 330 | 222 | 9 | 9 | - | - | - | - | Technicians |
| Drugo osebje | 98 | 50 | 98 | 50 | - | - | - | - | - | - | Other staff |
| Osrednjeslovenska | 8522 | 3666 | 2027 | 686 | 3001 | 1410 | 3481 | 1567 | 13 | 3 | Osrednjeslovenska |
| Raziskovalci | 5719 | 2174 | 1148 | 325 | 1908 | 830 | 2650 | 1016 | 13 | 3 | Researchers |
| Tehniki | 2021 | 1020 | 676 | 275 | 710 | 337 | 635 | 408 | - | - | Technicians |
| Drugo osebje | 782 | 472 | 203 | 86 | 383 | 243 | 196 | 143 | - | - | Other staff |
| Gorenjska | 1365 | 297 | 1226 | 239 | 43 | 16 | 94 | 41 | 2 | 1 | Gorenjska |
| Raziskovalci | 545 | 99 | 454 | 70 | 32 | 11 | 57 | 17 | 2 | 1 | Researchers |
| Tehniki | 652 | 141 | 632 | 138 | 6 | - | 14 | 3 | - | - | Technicians |
| Drugo osebje | 168 | 57 | 140 | 31 | 5 | 5 | 23 | 21 | - | - | Other staff |
| Notranjsko-kraška | 164 | 33 | 164 | 33 | - | - | - | - | - | - | Notranjsko-kraška |
| Raziskovalci | 56 | 7 | 56 | 7 | - | - | - | - | - | - | Researchers |
| Tehniki | 100 | 26 | 100 | 26 | - | - | - | - | - | - | Technicians |
| Drugo osebje | 8 | - | 8 | - | - | - | - | - | - | - | Other staff |
| Goriška | 553 | 146 | 446 | 89 | - | - | 106 | 57 | 1 | - | Goriška |
| Raziskovalci | 331 | 75 | 244 | 36 | - | - | 86 | 39 | 1 | - | Researchers |
| Tehniki | 178 | 44 | 174 | 41 | - | - | 4 | 3 | - | - | Technicians |
| Drugo osebje | 44 | 27 | 28 | 12 | - | - | 16 | 15 | - | - | Other staff |
| Obalno-kraška | 222 | 65 | 107 | 30 | 15 | 4 | 98 | 31 | 2 | - | Obalno-kraška |
| Raziskovalci | 171 | 49 | 73 | 22 | 15 | 4 | 81 | 23 | 2 | - | Researchers |
| Tehniki | 42 | 10 | 28 | 5 | - | - | 14 | 5 | - | - | Technicians |
| Drugo osebje | 9 | 6 | 6 | 3 | - | - | 3 | 3 | - | - | Other staff |

30. Vsi zaposleni v R-R dejavnosti po sektorju zaposlitve, poklicu in spolu, po regijah, Slovenija, 2007

Total R&D personnel by sector of employment, occupation, sex and regions, Slovenia, 2007

EPDČ / FTE

| Regije / poklici | Skupaj Total | | Poslovni sektor Business enterprise sector | | Državni sektor Government sector | | Visokošolski sektor Higher education sector | | Zasebni nepridob. s. PNP | | Regions / occupation |
|------------------------------|-----------------|------------------|--|------------------|-------------------------------------|------------------|---|------------------|-----------------------------|------------------|------------------------------|
| | vsil all | ženske female | vsil all | ženske female | vsil all | ženske female | vsil all | ženske female | vsil all | ženske female | |
| SLOVENIJA | 10369 | 3824 | 5299 | 1583 | 3096 | 1391 | 1950 | 845 | 24 | 5 | SLOVENIA |
| Raziskovalci | 6250 | 2106 | 2571 | 630 | 1998 | 813 | 1657 | 658 | 24 | 5 | Researchers |
| Tehniki | 3089 | 1176 | 2215 | 760 | 689 | 315 | 185 | 101 | - | - | Technicians |
| Drugo osebje | 1030 | 542 | 513 | 193 | 409 | 263 | 108 | 86 | - | - | Other staff |
| Pomurska | 84 | 16 | 83 | 15 | - | - | - | - | 1 | 1 | Pomurska |
| Raziskovalci | 41 | 8 | 40 | 7 | - | - | - | - | 1 | 1 | Researchers |
| Tehniki | 37 | 7 | 37 | 7 | - | - | - | - | - | - | Technicians |
| Drugo osebje | 6 | 1 | 6 | 1 | - | - | - | - | - | - | Other staff |
| Podravska | 728 | 245 | 202 | 26 | 161 | 84 | 363 | 135 | 2 | - | Podravska |
| Raziskovalci | 510 | 170 | 84 | 11 | 116 | 55 | 308 | 104 | 2 | - | Researchers |
| Tehniki | 143 | 28 | 98 | 10 | 19 | 10 | 26 | 8 | - | - | Technicians |
| Drugo osebje | 75 | 47 | 20 | 5 | 26 | 19 | 29 | 23 | - | - | Other staff |
| Koroška | 53 | 18 | 52 | 18 | - | - | - | - | 1 | - | Koroška |
| Raziskovalci | 34 | 11 | 33 | 11 | - | - | - | - | 1 | - | Researchers |
| Tehniki | 17 | 7 | 17 | 7 | - | - | - | - | - | - | Technicians |
| Drugo osebje | 2 | - | 2 | - | - | - | - | - | - | - | Other staff |
| Savinjska | 621 | 176 | 570 | 156 | 45 | 18 | 4 | 2 | 2 | - | Savinjska |
| Raziskovalci | 330 | 86 | 292 | 70 | 33 | 14 | 3 | 2 | 2 | - | Researchers |
| Tehniki | 243 | 74 | 232 | 71 | 10 | 3 | 1 | - | - | - | Technicians |
| Drugo osebje | 48 | 16 | 46 | 15 | 2 | 1 | - | - | - | - | Other staff |
| Zasavska | 129 | 28 | 129 | 28 | - | - | - | - | - | - | Zasavska |
| Raziskovalci | 78 | 15 | 78 | 15 | - | - | - | - | - | - | Researchers |
| Tehniki | 41 | 10 | 41 | 10 | - | - | - | - | - | - | Technicians |
| Drugo osebje | 10 | 3 | 10 | 3 | - | - | - | - | - | - | Other staff |
| Spodnjeposavska | 55 | 20 | 52 | 19 | 3 | 1 | - | - | - | - | Spodnjeposavska |
| Raziskovalci | 26 | 11 | 24 | 11 | 2 | - | - | - | - | - | Researchers |
| Tehniki | 25 | 9 | 24 | 8 | 1 | 1 | - | - | - | - | Technicians |
| Drugo osebje | 4 | - | 4 | - | - | - | - | - | - | - | Other staff |
| Jugovzhodna Slovenija | 651 | 385 | 648 | 383 | 3 | 2 | - | - | - | - | Jugovzhodna Slovenija |
| Raziskovalci | 230 | 115 | 228 | 114 | 2 | 1 | - | - | - | - | Researchers |
| Tehniki | 325 | 220 | 324 | 219 | 1 | 1 | - | - | - | - | Technicians |
| Drugo osebje | 96 | 50 | 96 | 50 | - | - | - | - | - | - | Other staff |
| Osrednjeslovenska | 6092 | 2522 | 1806 | 610 | 2844 | 1275 | 1429 | 634 | 13 | 3 | Osrednjeslovenska |
| Raziskovalci | 4078 | 1526 | 1022 | 283 | 1812 | 734 | 1231 | 506 | 13 | 3 | Researchers |
| Tehniki | 1396 | 631 | 601 | 246 | 653 | 300 | 142 | 85 | - | - | Technicians |
| Drugo osebje | 618 | 365 | 183 | 81 | 379 | 241 | 56 | 43 | - | - | Other staff |
| Gorenjska | 1182 | 226 | 1117 | 201 | 25 | 7 | 38 | 17 | 2 | 1 | Gorenjska |
| Raziskovalci | 478 | 70 | 435 | 57 | 18 | 5 | 23 | 7 | 2 | 1 | Researchers |
| Tehniki | 584 | 124 | 571 | 120 | 5 | - | 8 | 4 | - | - | Technicians |
| Drugo osebje | 120 | 32 | 111 | 24 | 2 | 2 | 7 | 6 | - | - | Other staff |
| Notranjsko-kraška | 151 | 32 | 151 | 32 | - | - | - | - | - | - | Notranjsko-kraška |
| Raziskovalci | 51 | 6 | 51 | 6 | - | - | - | - | - | - | Researchers |
| Tehniki | 95 | 26 | 95 | 26 | - | - | - | - | - | - | Technicians |
| Drugo osebje | 5 | - | 5 | - | - | - | - | - | - | - | Other staff |
| Goriška | 465 | 111 | 383 | 66 | - | - | 81 | 45 | 1 | - | Goriška |
| Raziskovalci | 274 | 52 | 212 | 24 | - | - | 61 | 28 | 1 | - | Researchers |
| Tehniki | 150 | 34 | 146 | 31 | - | - | 4 | 3 | - | - | Technicians |
| Drugo osebje | 41 | 25 | 25 | 11 | - | - | 16 | 14 | - | - | Other staff |
| Obalno-kraška | 158 | 45 | 106 | 29 | 15 | 4 | 35 | 12 | 2 | - | Obalno-kraška |
| Raziskovalci | 120 | 36 | 72 | 21 | 15 | 4 | 31 | 11 | 2 | - | Researchers |
| Tehniki | 33 | 6 | 29 | 5 | - | - | 4 | 1 | - | - | Technicians |
| Drugo osebje | 5 | 3 | 5 | 3 | - | - | - | - | - | - | Other staff |

31. Število zaposlenih v R-R dejavnosti po sektorjih izvedbe in kohezijski regiji, Slovenija, 2005- 2007

R&D personnel by sectors of performance and cohesion regions, Slovenia, 2005-2007

EPDČ / FTE

| Kohezijska regija | 2005 | | 2006 | | 2007 | | Cohesion region |
|------------------------------------|--------------|--------------------------|--------------|--------------------------|--------------|--------------------------|-----------------------------------|
| | skupaj total | raziskovalci researchers | skupaj total | raziskovalci researchers | skupaj total | raziskovalci researchers | |
| Slovenija | 8994 | 5253 | 9793 | 5857 | 10369 | 6250 | Slovenia |
| Vzhodna Slovenija | 2023 | 1156 | 2354 | 1321 | 2471 | 1298 | Vzhodna Slovenija |
| Zahodna Slovenija | 6970 | 4097 | 7440 | 4535 | 7898 | 4952 | Zahodna Slovenija |
| Poslovni sektor | | | | | | | Business enterprise sector |
| Slovenija | 4347 | 1936 | 4807 | 2262 | 5299 | 2571 | Slovenia |
| Vzhodna Slovenija | 1301 | 594 | 1612 | 741 | 1888 | 830 | Vzhodna Slovenija |
| Zahodna Slovenija | 3046 | 1342 | 3195 | 1521 | 3411 | 1741 | Zahodna Slovenija |
| Državni sektor | | | | | | | Government sector |
| Slovenija | 2517 | 1591 | 2842 | 1804 | 3096 | 1998 | Slovenia |
| Vzhodna Slovenija | 187 | 137 | 200 | 145 | 211 | 152 | Vzhodna Slovenija |
| Zahodna Slovenija | 2328 | 1454 | 2643 | 1659 | 2885 | 1846 | Zahodna Slovenija |
| Visokošolski sektor | | | | | | | Higher education sector |
| Slovenija | 2099 | 1695 | 2116 | 1763 | 1950 | 1657 | Slovenia |
| Vzhodna Slovenija | 527 | 417 | 536 | 429 | 366 | 310 | Vzhodna Slovenija |
| Zahodna Slovenija | 1573 | 1278 | 1580 | 1333 | 1584 | 1347 | Zahodna Slovenija |
| Zasebni nepridobitni sektor | | | | | | | Private non-profit sector |
| Slovenija | 31 | 31 | 28 | 28 | 24 | 24 | Slovenia |
| Vzhodna Slovenija | 8 | 8 | 6 | 6 | 6 | 6 | Vzhodna Slovenija |
| Zahodna Slovenija | 23 | 23 | 22 | 22 | 18 | 18 | Zahodna Slovenija |

STATISTIČNA ZNAMENJA

- ni pojava
... ni podatka

STATISTICAL SIGNS

- no occurrence of event
... data not available

METODOLOŠKA POJASNILA

Podatke o raziskovalno-razvojni dejavnosti (RRD) v Sloveniji pridobimo od podjetij in ustanov, ki so o tem dolžne poročati Statističnemu uradu RS. Za ta namen imamo od 2003 pet vrst vprašalnikov: R-RD-PS, R-RD-JRZ, R-RD-VŠZ, R-RD-ZR in R-RD-D; na prvih štirih vprašalnikih poročajo izvajalci raziskovalno-razvojne dejavnosti o svojem delu, na zadnjem pa vsa ministrstva in vladni uradi v sestavi Ministrstva za visoko šolstvo znanost in tehnologijo (Direktorat za znanost, Direktorat za visoko šolstvo, Direktorat za tehnologijo) in Ministrstva za gospodarstvo (Direktorat za podjetništvo in konkurenčnost) o državnih proračunskih sredstvih, ki jih država dodeljuje izvajalcem raziskovalno-razvojne dejavnosti v Republiki Sloveniji.

Raziskovanji R-RD in R-RD-D sta usklajeni z mednarodno OECD-jevo metodologijo Frascati¹⁾, in sicer prvo (R-RD) od leta 1993, drugo (R-RD-D) pa od leta 1996.

1) Proposed Standard Practice for Surveys on Research and Experimental Development - Main text & 11 Annexes (Frascati Manual, OECD, 2002).

Ime ima po italijanskem mestu Frascati, kjer je bila leta 1962 formalno sprejeta prva različica OECD-jevih priporočil za merjenje kadrovske in finančne vlaganje v RR..

METHODOLOGICAL EXPLANATIONS

The data on research and development activity (R&D) in the Republic of Slovenia are collected with the statistical survey answered by enterprises and institutions that are obliged to report to our office. For this purpose since 2003 we have used five types of questionnaires: R-RD-PS, R-RD-JRZ, R-RD-VŠZ, R-RD-ZR and R-RD-D; the first four questionnaires are answered by R&D providers reporting on their activity and the fifth one by all ministries and government offices within the Ministry of Higher Education Science and technology (Directorate for Higher Education Directorate for Science, Directorate for Technology) and the Ministry of the Economy (Directorate for Entrepreneurship and Competitiveness) reporting on government budget appropriations on R&D in the Republic of Slovenia.

The R-RD survey has been harmonised with the OECD's Frascati methodology¹⁾ since 1993 and the R-RD-D survey since 1996.

1) Proposed Standard Practice for Surveys on Research and Experimental Development - Main text & 11 Annexes (Frascati Manual, OECD, 2002).

The methodology is named after the Italian town of Frascati where the first version of OECD's recommendations for measuring personnel and financial investment in R&D were formally adopted in 1962.



Zajetje

Vprašalnik R-RD izpolnjujejo izvajalci raziskovalno-razvojne dejavnosti v Sloveniji, vprašalnik R-RD-D pa vse vladne ustanove, ki razpolagajo z namenskimi proračunskimi sredstvi za financiranje raziskovalno-razvojne dejavnosti.

Statistični vprašalnik o raziskovalno-razvojni dejavnosti (R-RD) izpolnijo naslednje poročevalske enote: javni raziskovalni zavodi, javni visokošolski zavodi in drugi zavodi, raziskovalne enote gospodarskih družb ali gospodarske javne službe, gospodarske družbe z neregistrirano raziskovalno-razvojno dejavnostjo ter zasebni raziskovalci.

V statistično raziskovanje niso zajete tiste organizacije, ki se pretežno ukvarjajo s poskusno proizvodnjo, prijavo in pridobitvijo patenta, z nadzorom vpeljane proizvodnje, s tržnimi raziskavami itd., če pri tem ne gre za tehnično izboljšavo proizvoda ali proizvodnega postopka.

Po Frascati metodologiji se statistične enote razvrščajo v štiri sektorje, in sicer v poslovni, državni, visokošolski ter zasebni nepridobitni sektor. Pri razvrščanju z vidika finančnih prilivov in odlivov pa se pojavi še peti sektor, to je tujina.

Z vprašalnikom R-RD pridobimo podatke o osebju, zaposlenem na področju raziskovalno-razvojne dejavnosti, o izdatkih za raziskovalno-razvojno dejavnost ter o dokončanih in nedokončanih raziskovalnih delih. Z vprašalnikom R-RD-D pridobimo podatke o višini sredstev, ki jih je država namenila za raziskovalno-razvojno dejavnost.

Pri zaposlenem osebju so upoštevani vsi tisti, ki so neposredno ali posredno povezani z znanstvenoraziskovalnim ali raziskovalno-razvojnimi delom opazovane enote (raziskovalci, strokovno osebje, tehnično osebje, vodilno osebje in drugo osebje). Osebje, ki v raziskovalno-razvojni dejavnosti ne dela s polnim delovnim časom (tisti, katerih delovni čas traja manj kot 90 % in več kot 10 % polnega delovnega časa), se še posebej prikaže v ekvivalentu polnega delovnega časa (EPDČ).

Tistih raziskovalcev, ki se z raziskovalno-razvojno dejavnostjo ukvarjajo manj kot 10 % polnega delovnega časa, po OECD-jevih frascatskih priporočilih ne upoštevamo.

Odhodki za raziskovalno-razvojno dejavnost znotraj raziskovalne organizacije ali sektorja se (ne glede na vir financiranja) delijo na notranje in zunanje izdatke.

Notranji izdatki za raziskovalno-razvojno dejavnost so vsi tekoči in investicijski odhodki.

Zunanji izdatki za raziskovalno-razvojno dejavnost pa obsegajo sredstva, ki sta jih raziskovalna organizacija ali sektor plačala za opravljene storitve v zvezi z raziskovalno-razvojnimi deli kakor drugi organizaciji ali drugemu sektorju.

Z vprašalnikom R-RD-D želimo pridobiti podatke o državnem financiranju raziskovalno-razvojne dejavnosti, in sicer o višini sredstev, ki jih je država namenila za raziskovalno-razvojno dejavnost, in o družbeno-ekonomskih ciljih, ki jih je želela s tem doseči.

Mednarodna klasifikacija NABS (The Nomenclature for the Analysis and Comparison of Scientific Programmes and Budgets) opredeljuje končne cilje raziskovalno-razvojnega dela v širšem pomenu. Pri zbiranju podatkov o državnih proračunskih sredstvih pa služi kot pomoč pri analiziranju javnega financiranja raziskovalno-razvojne dejavnosti na podlagi 13 družbeno-ekonomskih ciljev.

Druga pojasnila

Pri podatkih o zaposlenih v ekvivalentu polnega delovnega časa (EPDČ) in pri finančnih podatkih se vsote zaradi zaokroževanja ponekod ne ujemajo.

Coverage

The R-RD questionnaire is answered by performers of R&D in Slovenia, while the R-RD-D questionnaire is answered by all government institutions financing R&D by the government budget appropriations.

The following reporting units answered the statistical questionnaire on R&D activity: public research institutions, public higher education institutions and other institutions, research units within enterprises or economic public services, enterprises with unregistered R&D activity and private researchers.

Research organisations which are mainly engaged in trial production, registration and acquisition of patents, production control, market research, etc., are not covered by the statistical survey unless technical improvement of products or processes is involved.

According to Frascati methodology, reporting units are classified into four sectors: business sector, government sector, higher education sector and private non-profit sector. When classifying according to financial income and expenditures, there is another sector - abroad.

With R-RD questionnaires the following data are collected: persons in paid employment in R&D, expenditure on R&D activity, finished and unfinished research works. The questionnaire on government budget appropriations is used to collect data on the amount of funds which the government spends on R&D.

Of all employed personnel only those who were directly or indirectly involved in scientific-research work or R&D work of the observation unit (researchers, expert personnel, technicians, management and other personnel) are taken into account. Personnel who worked less than full time in R&D (less than 90% and more than 10% of full time) are shown separately in FTE (full time equivalent).

According to Frascati recommendations, persons working in R&D less than 10% of their working time are not counted as R&D personnel.

R&D expenditure within a research organisation or sector is, irrespective of the source of financing, divided into intramural and extramural expenditure.

Intramural expenditure on R&D is all current and capital expenditure.

Extramural expenditure on R&D is financial expenditure of the research organisation or sector paid to another organisation or sector for services performed in the field of R&D.

With the R-RD-D questionnaire the data on government appropriations on R&D are collected, i.e. the amount of funds that government spends on R&D and which socio-economic objectives it wants to achieve.

The international classification NABS (Nomenclature for the Analysis and Comparison of Scientific Programmes and Budgets) defines final objectives of R&D work in a broader sense. When collecting the data on government budget appropriations it serves as a help in analysing public financing of R&D on the basis of 13 socio-economic objectives.

Method of data collection

For data on persons employed expressed in FTE and for financial data totals sometimes do not match because of rounding.



Delež bruto domačih izdatkov za RR v BDP v tabeli 1 je izračunan na podlagi zadnje revizije BDP (24. september 2008).

Podatki za leti 2003 in 2004 so podcenjeni, zaradi neporočanja nekaterih pomembnejših poročevalskih enot.

Definicije in pojasnila

Sektor dejavnosti

Po Frascati metodologiji razvrščamo znanstvenoraziskovalne in raziskovalno-razvojne organizacije in raziskovalno-razvojne enote glede na osnovno dejavnost, glede na ekonomski in pravni status ter glede na vir financiranja v pet sektorjev:

1. **Poslovni sektor (PS)** zajema gospodarske družbe, katerih osnovna dejavnost je tržna proizvodnja blaga in storitev za prodajo po ceni, ki naj bi pokrila vsaj stroške. Jedro sektorja sestavljajo gospodarske družbe, in sicer pridobitne in nepridobitne. Poslovni sektor zajema tudi javna podjetja v okviru gospodarskih javnih služb, ki se v osnovi ukvarjajo s prodajo iste vrste blaga in storitev kot zasebne gospodarske družbe, vendar so zaradi cenovne politike njihove cene lahko nižje od polne cene proizvodnje. Upoštevani so tudi zasebni nepridobitni inštituti, ki so tržno usmerjeni proizvajalci blaga in storitev.
2. **Državni sektor (DS)** zajema nefinančne družbe pod javnim nadzorom, druge enote centralne ravni države, druge enote lokalne ravni države in neposredne uporabnike državnega proračuna (SAZU). To so inštituti, centralne bolnišnice, muzeji, osrednje knjižnice in drugi, ki poleg osnovne dejavnosti, ki ni raziskovalno-razvojna, opravljajo tudi znanstvenoraziskovalno in raziskovalno-razvojno delo.
3. **Zasebni nepridobitni sektor (ZNS)** zajema zasebne nepridobitne institucije, ki oskrbujejo zasebnike in gospodinjstva. Financira jih ustanovitelj v obliki daril v naravi, del finančnih sredstev pa prispevajo gospodarske družbe in država. Upoštevani so tudi zasebni raziskovalci.
4. **Visokošolski sektor (VS)** zajema univerze in druge institucije, v katerih poteka izobraževanje po srednji šoli, ne glede na vir sredstev. Upoštevani so tudi raziskovalni inštituti, eksperimentalne enote in klinike pod neposrednim nadzorom javnih visokošolskih zavodov.
5. **Sektor tujina** zajema vse institucije in posameznike, ki so zunaj političnih meja določene države, razen vozil, ladij, letal in satelitov, ki jih upravljajo domače organizacije. Zajema tudi mednarodne organizacije v tej državi.

Razdelitev po sektorjih temelji na Sistemu nacionalnih računov (SNA), razen visokošolskega sektorja; ta je namreč zaradi pomembne vloge, ki jo imajo univerze in visokošolski inštituti pri izvajanju RRD, prikazan kot poseben sektor.

Raziskovalno-razvojna dejavnost obsega tri vrste dejavnosti.

- temeljno raziskovanje,
- aplikativno raziskovanje,
- eksperimentalni razvoj.

Temeljno raziskovanje je eksperimentalno ali teoretično delo, katerega osnovni cilj je pridobivanje novega znanja na podlagi temeljnih pojavov in opazovanih dejstev.

Po zakonu o raziskovalni dejavnosti (Uradni list RS, št. 8/91, 2. čl.) je temeljno raziskovanje usmerjeno k iskanju novih občil spoznanj in zakonitosti.

Gross domestic expenditure on R&D as percentage of GDP in table 1 is calculated on the bases of revised GDP (24 September 2008).

Data for years 2003 and 2004 are underestimated due to non response of some important reporting units.

Definitions and explanations

Sector of performance

According to Frascati methodology, scientific-research organisations, R&D organisations and research units are classified according to basic activity, legal status and source of financing into five sectors:

1. **Business sector** covers enterprises, the basic activity of which is market production of goods and services. The price of goods and services should at least cover production costs. The core of the sector are enterprises, both profit and non-profit-oriented. The business sector covers also public enterprises within public utility services, which are engaged in selling the same kind of goods and services as private companies but because of their pricing policy their prices can be lower than the full production price. Private market-oriented non profit institutions producing goods and services are also covered.
2. **Government sector** covers non-financial corporations subject to public control, other central government units, other local government units and direct budgetary users such as the Slovene Academy of Sciences and Arts. These are: institutes, centres, hospitals, museums, libraries and others which in addition to their principal activity, which is not R&D, perform scientific research and R&D work.
3. **Private non-profit sector** covers private non-profit institutions serving private persons and households. The institutions are financed by the founder in the form of gifts in cash, with part of the funds contributed by enterprises and the government. Private researchers are also covered.
4. **Higher education sector** covers universities and other institutions in which post secondary education takes place, irrespective of the source of financing. Research institutes, experimental units and clinics under direct supervision of public higher education institutions are also covered.
5. **Sector abroad** covers all institutions and individuals outside political boundaries of a country, except vehicles, ships, aircraft and satellites run by domestic organisations. International organisations in the country are also covered.

The division by sectors is based on the System of National Accounts (SNA), with the exception of the higher education sector, which is shown as a special sector because of the importance that universities and higher education institutions have in implementing R&D.

Research and development covers three types of activities:

- Basic research
- Applied research
- Experimental development

Basic research is experimental or theoretical work, the main objective of which is to obtain new knowledge on the basis of basic phenomena or observed facts.

According to the Research Activity Act (OJ RS No. 8/91, Article 2), basic research is aimed at finding new general knowledge and laws of nature and society.



Aplikativno raziskovanje je tudi izvorno raziskovanje, ki je usmerjeno k pridobitvi novega znanja. Usmerjeno je k specifičnim praktičnim ciljem ali namenom.

Po zakonu o raziskovalni dejavnosti (Uradni list RS, št. RS 8/91, 2. čl.) je aplikativno raziskovanje usmerjeno v pridobivanje znanja ali razumevanja za določanje načinov, s katerimi lahko zadovoljimo spoznane ali opredeljene potrebe.

Eksperimentalni razvoj je sistematična uporaba znanja, pridobljenega s temeljnim in aplikativnim raziskovanjem ali praktičnimi izkušnjami, ki so usmerjene v proizvodnjo novih materialov, proizvodov ali naprav, k vzpostavljanju novih postopkov, sistemov in storitev.

Po zakonu o raziskovalni dejavnosti (Uradni list RS, št. 8/91, 2. čl.) je eksperimentalni razvoj sistematična uporaba znanja in razumevanja, pridobljenih z aplikativnim in temeljnim raziskovanjem ter iz praktičnih izkušenj, usmerjenih v ustvarjanje novih materialov, naprav, sistemov in metod, vključno s fazo oblikovanja proizvodov, prijavo prototipov, postopkov, storitev in organizacijskih sistemov, oziroma v bistveno izboljšanje že obstoječih materialov, naprav, sistemov in postopkov.

Raziskovalna dela so projekti, ki se uresničujejo v okviru programa znanstvenoraziskovalnih in raziskovalno-razvojnih organizacij ter raziskovalnih enot in ki so rezultat odkrivanja novih in razvijanja obstoječih znanj in izkušenj ter njihove ustvarjalne uporabe.

Bruto domači izdatki za R-R dejavnost (BIRR) so skupni notranji izdatki za R-RD, ki se izvajajo na nacionalnem ozemlju v določenem obdobju. BIRR vključuje R-RD, ki se izvaja znotraj države in je financiran iz tujine, izključuje pa plačila za R-RD, ki se izvajajo v tujini. BIRR sestavljajo tako skupaj notranji izdatki štirih sektorjev: poslovnega sektorja, vladnega sektorja, visokošolskega sektorja in zasebnega nepridobitnega sektorja.

Bruto nacionalni izdatki za R & R obsegajo skupne izdatke za R-RD, ki jih financirajo državne institucije v določenem obdobju. Vključujejo R-RD, ki se izvaja v tujini in ga financirajo nacionalne institucije in prebivalci, ter R-RD, ki se izvaja v državi in se financira iz tujine.

Objavljanje

- Statistične informacije. Raziskovanje in razvoj, znanost in tehnologija. Raziskovalno-razvojna dejavnost
- Statistični letopis
- Slovenija v številkah

Applied research is also original research aimed at obtaining new knowledge. It is aimed at specific practical aims and purposes.

According to the Research Activity Act (OJ RS, No. 8/91, Article 2), applied research is aimed at obtaining methods with which we can meet the recognised and determined needs.

Experimental development is systematic usage of knowledge obtained with basic and applied research or practical experience, which is aimed at producing new materials, products or devices and creating new processes, systems and services.

According to the Research Activity Act (OJ RS, No. 8/91, Article 2), experimental development is systematic use of knowledge obtained with applied and basic research and from practical experience, which is aimed at producing new materials, devices, systems and methods, including the phase of designing the products, registering prototypes, processes, services and organisational systems, or improvement of existing materials, devices, systems and processes.

Research works are projects implemented within the framework of scientific-research organisations, R&D organisations and research units and are the result of finding new and developing existing knowledge and experience and its creative use.

Gross domestic expenditure on R&D (GERD) is total intramural expenditure on R&D performed on the national territory during a given period. GERD includes R&D performed within a country and founded from abroad but excludes payments for R&D performed abroad. GERD is constructed by adding together the intramural expenditures of the four sectors: business enterprise sector (BERD – business enterprise expenditures on R&D), government sector (GOVERD – expenditures on R&D in the government sector), higher education sector (HERD – expenditures on R&D in the higher education sector), private non-profit (PNPRD – expenditures on R&D in the private non-profit sector).

The gross national expenditure on R&D (GNERD) aggregate comprises total expenditure on R&D financed by a country's institutions during a given period. It includes R&D performed abroad but financed by national institutions or residents; it includes R&D performed within a country but funded from abroad.

Publishing

- Rapid Reports. Research and Development, Science and Technology. Research and Development Activity
- Statistical Yearbook
- Slovenia in Figures

Sestavila / Prepared by: Urška Arsenjuk

Izdaja, založba in tisk Statistični urad Republike Slovenije, Ljubljana, Vožarski pot 12 - **Uporaba in objava podatkov dovoljena le z navedbo vira** - Odgovarja generalna direktorica mag. Irena Križman - Urednica zbirke Statistične informacije Marina Urbas - Urednica podzbirke Tatjana Škrbec - Slovensko besedilo jezikovno uredila Ivanka Zobec - Angleško besedilo jezikovno uredil Boris Panič - Naklada 55 izvodov - ISSN zbirke Statistične informacije 1408-192X - ISSN podzbirke Raziskovanje in razvoj, znanost in tehnologija 1580-2450 - Informacije daje Informacijsko središče, tel.: (01) 241 51 04 - El. pošta: info.stat@gov.si - http://www.stat.si.

Edited, published and printed by the Statistical Office of the Republic of Slovenia, Ljubljana, Vožarski pot 12 - **These data can be used provided the source is acknowledged** - Director-General Irena Križman - Rapid Reports editor Marina Urbas - Subject-matter editor Tatjana Škrbec - Slovene language editor Ivanka Zobec - English language editor Boris Panič - Total print run 55 copies - ISSN of Rapid Reports 1408-192X - ISSN of subcollection Research & development, science & technology 1580-2450 - Information is given by the Information Centre of the Statistical Office of the Republic of Slovenia, tel.: +386 1 241 51 04 - E-mail: info.stat@gov.si - http://www.stat.si.