

The Alpe Adria Radiological Group - past, present and future

Ludovico Dalla Palma

Department of Radiology, University of Trieste, Ospedale di Cattinara, Trieste, Italy

Introduction

To this, the 30th Annual Meeting of the Radiologists of the Alpe Adria Radiological Group, Prof. Vladimir Jevtić wanted to give a particular significance by telling - and celebrating - its history (Figure 1).

Taking advantage of my years - of age - and also of membership in our Group, Prof. Jevtić asked me (Figure 2) to remember the past days, to review the present and offer a vision for the future of the Group.

This group through the years, since its inception, has maintained its unity and spirit, keeping the promise of those who founded it, and who are no more with us.

Therefore, we should be grateful to Prof. Jevtić who, with his enthusiasm and feelings toward the Alpe Adria Radiological Group, wanted this meeting to be of historical significance.

Past

Let me now to review briefly our past from 1968 to 1995. I will recollect its most significant moments remembering the meetings and events that characterized this period.

The fire that generated the Group was lighted by Prof. Emo Bianchi (Figure 3) from

Correspondence to: Prof. Dr. Ludovico Dalla Palma, Department of Radiology, University of Trieste, Ospedale di Cattinara, 34149 Trieste, Italy.




Figure 1. Invitation of 30th Annual Meeting of the Radiologists of the Alpe Adria Radiological Group.

Monfalcone, Prof. Guerrino Lenarduzzi (Figure 4) from Padua, Prof. Stanko Hernia (Figure 5) and Prof. Ludvik Tabor (Figure 6) from Ljubljana. In 1968 they organised two meetings which were held in Ljubljana and Padua. These were just opportunities for some colleagues to exchange opinions and share their clinical experience in radiology. At the second meeting, the thought of having



Figure 2. Prof. Dr. Ludovico Dalla Palma and Prof. Dr. Vladimir Jevtić discussing the organization of the 30th Jubilee Meeting.

a large attendance and also of improving the quality of the topics discussed was expressed.

What was a dream came true exactly a year later, on the 14th of September, when Prim. Dr. Uroš Vizjak organised the first official Alpe Adria Meeting in *Dobrna*, and invited also the colleagues from University of Graz and those from the University of Trieste, at which the University Department of Radiology was founded the same year.

Dobrna was therefore the birthplace of the Alpe Adria Radiological Group that resulted from the contribution of the Departments of Radiology of the Universities of Graz, Ljubljana, Padua and Trieste.

By that time, the spirit of the meeting had changed deeply; from mere discussion of selected cases, as it had been the custom at previous informal encounters, we made a step forward to a true scientific meeting at which 21 brief communications were presented.

One year later, on October 4th, 1970, the second meeting was held in *Trieste*. It was of-



Figure 3. Prof. Dr. Emo Bianchi.




Figure 4. Prof. Dr. Guerrino Lenarduzzi.



Figure 5. Prof. Dr. Stanko Hernia.



Figure 6. Prof. Dr. Ludvik Tabor.

ficially entitled »Annual Meeting of the Radiologists of the Alpe Adria Region«. The University Radiological Schools of Padua, Trieste, Verona, Graz, Ljubljana and Zagreb attended the meeting. The Croatian Radiology was invited for the first time and was represented by Dr. Nutrizio.

The scientific session was held in the Main Building of University of Trieste. The meeting was opened by Rector Prof. Origone. I will remind you once again of his message in the presentation of the jubilee meeting in 1996: »The present meeting makes it possible to realise a very interesting concept, which is also very similar to our current cultural models, that implies a closer and closer cooperation as well as a friendlier relationship among different Groups of researchers, working on different border sides. You called this Meeting »Triangular«, let me borrow this definition to express my wish that, in analogy with geometrical concept you used, this meeting be equilateral as to its scientific value for each school coming today to present very interesting topics«.

Later on, Prof. Guerrino Lenarduzzi, one of the founders of this Group, said: »I believe I should remind you of the reason why we started cooperation and the goal we have been aiming at. The starting point is the universal value of science that has no borders but requires the cooperation of different minds to reveal its secret. This goal may certainly be achieved when men meet, sincerely aiming at cooperating so that this relationship may generate friendship, liking, esteem and new stimuli as well. Today's balance is positive and it encourages us to keep on following the path we have gone through so far«.

The message from Prof. Lenarduzzi was so well received that the meetings were held annually with a few exceptions due to special events. Let me remind you of some of these meetings and events.

Verona: October 15th, 1972. Prof. G. F.

Pistolesi had the opportunity to present the new Department of Radiology, which was based on modern concepts.

Trieste: September 22nd, 1984. The new Department of Radiology, technologically advanced, was opened in the Cattinara University Hospital.

Radenci: October 26th, 1985. That year Prof. Guerrino Lenarduzzi passed away. He was a renowned radiologist with high professional abilities, head of the school where numerous remarkable radiologists studied. Prof. G. F. Pistolesi, Prof. Romani and I were some of his students.

Graz: May 9th, 1987. On this occasion Prof. E. Vogler inaugurated the new Lecture Hall of the Department of Radiology.

Trieste: May 5th, 1989. This meeting was characterized by a sad event: the death of Prof. Ivo Obrez (Figure 7), a renowned figure not only in his country, but also in international radiology setting. With his reports, he



Figure 7. Prof. Dr. Ivo Obrez.

enlivened most meetings and always presented subjects in the van.

Rogaška Slatina: October 13th, 1990. This meeting will be remembered because of another sad mourning in the Alpe Adria Group, for the death of Prof. Erwin Justich (Figure 8) who, only 43 years old, had already emerged as one of the most brilliant personalities of Austrian Radiology. He was a bright person with a joyful spirit who brought the Group the issues related to magnetic resonance about which he had an extraordinary knowledge having spent quite some time in the United States at the University of California, San Francisco.

In this year, Prof. E. Vogler retired and Prof. H. Schreyer succeeded to him.

Ljubljana: October 16th, 1993. On this occasion the new Department of Radiology was presented to the participants. In this year, one of the founders of this Group, Prof. Ludvik Tabor, passed away. He was a leading radiologist in Slovenia.

Graz: July 9th, 1994. That year, Prof. Fötter was elected chairman of the Radiological Department in Graz.

Trieste: October 21st, 1995. At this meeting, the University of Udine became member of the Group with Prof. Massimo Bazzocchi as Chairman of the Department of Radiology.

That year, Prof. Emo Bianchi, one of the founders of the Group, passed away.

The present life

I will now make a brief review of the period that I will call »The present life« of our Group, covering the years 1996 to 2001. These are the opening and closing years of a period in which we have celebrated and we celebrate our history.

Ljubljana: November 23rd, 1996. It is *Jubilee Meeting* celebrating the 25 years of life of the Alpe Adria Radiological Group. Prof. Vladimir Jevtić wanted to commemorate it by

giving a souvenir medal and awards to chairmen of the various university departments.

Prof. E. Vogler (Figure 9), leader of the Radiology in Graz, unfortunately could not come due to health problems. Nevertheless, he was with us with the following message:

»Dear Colleagues!

On the occasion of the 25th annual Alpe Adria Meeting of radiologists I would like to take the opportunity to convey my special wishes to all participants.

For me, these annual meetings were always connected with many lovely reminiscences when seeing all the colleagues who were attached to the groups of the different countries.

Unfortunately, it is not possible for me to attend the 25th meeting for health reasons

May this meeting further contribute to the exchange of scientific knowledge in the future as it did in the past and may it join together all colleagues of our countries in

friendship to promote the mutual understanding.

Yours

Prof. Dr. E. Vogler«

The following year, Prof. Vogler passed away.

Padova: November 15th, 1997. In this meeting, the School of Zagreb led by Prof. Nada Bešenski, joined our Group, after the years of the so-called cold war.

That year, Prof. Romani retired from the Chairmanship in Padova and was succeeded by Prof. Feltrin.

Verona: November 20th, 1998. This meeting (Figure 10) shall be remembered not only for the participation of a large number of radiologists of the region but also for a memorable culinary feat which Prof. G. F. Pistolesi closed with Radetzsky's march.

Graz: November 13th, 1999. Prof. G. F. Pistolesi, prestigious figure of the Italian and




Figure 8. Prof. Dr. Erwin Iustich.



Figure 9. Prof. Dr. E. Vogler.



Figure 10. 27th Meeting of the Alpe Adria Radiologists, Verona, 20th November, 1998 - Chairmen of Departments: Prof. Dr. G. F. Pistolesi (Verona), Prof. Dr. Ludovico Dalla Palma (Trieste), Prof. Dr. R. Fotter (Graz), Prof. Dr. Vladimir Jevtić (Ljubljana), Prof. Dr. Nada Bešenski (Zagreb), Prof. Dr. Feltrin (Padova), Prof. Dr. Massimo Bazzocchi (Udine).

European radiology, retired and withdrew from chairmanship in Verona. He was succeeded by Prof. Carlo Procacci.

Trieste: October 14th, 2000. Prof. Dr. Ludovico Della Palma withdrew from the Chairmanship of the Institute of Radiology to accept the Chairmanship of the Department of Clinical, Morphological and Technological Sciences at the University of Trieste. He was succeeded by Prof. Roberto Pozzi-Mucelli.

We are now in *the present* even though, for a few of the leaders, this is already past, but a past which has witnessed the opening of the door to a brilliant future of the various Schools of our Group.

And I would like to mention the scientific activity of our Group. The objective of our meeting has always been to present the active research pursued by the various schools and, then, to communicate their progress in the field of radiology.

In reviewing the programmes of the past meetings I had the opportunity to select, year by year, the more significant scientific contributions of the period 1996-2000:

1996

- Jevtić V, Rozman B, Kos Golja M, Demšar F, Watt I. (*Ljubljana*)

Evolution of spondylitic changes in anky-

losing spondylitis - MRI evaluation.

- Sorantin E, Fotter R, Mayer H, Geiger B. (*Graz*)

Potential clinical application of virtual endoscopy: work in progress.

- Zuiani C, Bazzocchi M, Salcuni M, Dalpiaz G, Zingarelli A, Meduri S. (*Udine*)

MR imaging of the breast cancer: diagnostic value of dynamic contrast enhancement.

1997

- Gennaro G, di Maggio C. (*Padova*)

Comparison between conventional and fiber optic plate system in mammography: preliminary results.

- Kern R, Hackel B, Baumgartner CH, Kelen G, Weihs W, Rienmuller R. (*Graz*)

Electron-Beam-Tomography in the evaluation of coronary heart disease.

- Szolar D, Preidler K, Prilus G, Uggowitzner M, Kugler CH, Schreyer H. (*Graz*)

Spiral CT in urolithiasis.

- Moran G, Procacci C, Biasutti C, Pistolesi GF. (*Verona*)

News in pancreas anatomy at imaging.

1998

- Hausegger K, Karaic R, Tauss J. (*Graz*)

Endolimunal treatment of infrarenal aortic aneurysms.

- Pozzi-Mucelli RS, Morra A, Meduri S.

(Trieste)

CT-three-dimensional reconstructions and virtual endoscopy: techniques, applications and clinical impact.

1999

- Klein GE. (*Graz*)

Radiological diagnosis and interventional treatment of intracranial aneurysms.

- Quaia E, Bertolotto M, Locatelli M, Dalla Palma L. (*Trieste*)

Wideband harmonic imaging with pulse inversion technology in contrast ultrasonography of the liver.

2000

- Quaia E, Bertolotto M, Ukmar M, Locatelli M, Dalla Palma L. (*Trieste*)

Pulse (phase) inversion harmonic US with Levovist for characterization of unifocal liver lesions.

- Tillich M. (*Graz*)

Aortoiliac length measurements for endovascular repair of abdominal aortic aneurysms.

- Tosi E, Dus C, Fitta C, De Conti D. (*Padova*)
Conventional and computerized analysis of the spongious bone architecture: clinical appraisal.

- Minniti S. (*Verona*)

Diagnosis of renal artery stenosis with Doppler sonography and MR angiography: our experience.

As you have noticed, the contributions presented have always been of significant scientific, clinical and technological interest. These that I mentioned seem to me to best represent what our schools, in this area of Europe, have produced and contributed to further advances of radiology.

What have to say about the future of the Group?

The recent changes in the leadership of a few schools, Graz, Trieste and Verona, and

the experienced leadership of the Schools of Ljubljana, Padova, Udine and Zagreb are a sure guarantee that the radiologists of the Alpe Adria Region shall keep on playing a prominent role in the progress of European radiology.

A further guarantee is given by the significant turn-over of young radiologists that characterize our schools. Their enthusiasm and their strong participation in research and clinical activity are the basis for a promising future for our Group because of the spirit of friendship which has grown among us.

Thank you Prof. Jevtić, for having given me the opportunity, in this 30th Jubilee of Annual Meeting of the Radiologists of the Alpe Adria Regions, to recognize our past achievements and to confirm that our spirit speaks well for a brilliant future of the Alpe Adria Radiological Group.