



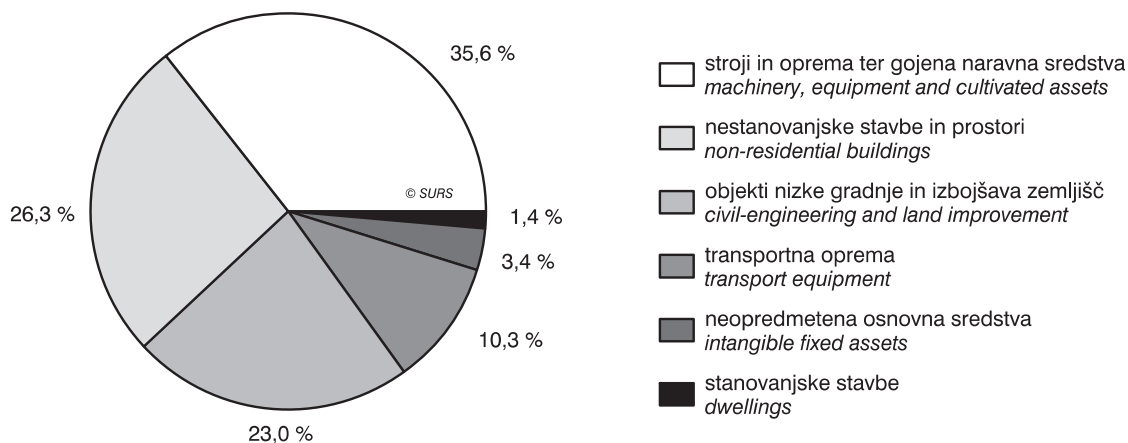
BRUTO INVESTICIJE V OSNOVNA SREDSTVA, SLOVENIJA, 2007

GROSS INVESTMENT, SLOVENIA, 2007

- ▶ V letu 2007 so podjetja, družbe in organizacije ustvarili za 6.214,3 milijonov EUR investicij v nova in rabljena osnovna sredstva.
- ▶ V celotni strukturi investicij so največji delež obsegale investicije v nove in rabljene gradbene objekte, in sicer 50,6 %.
- ▶ Največji delež vrednosti vseh investicij v nova in rabljena osnovna sredstva, to je 81,8 %, so ustvarile dejavnosti, ki so v SKD 2002 uvrščene v področja C, D, E, F, L, G in I.
- ▶ Občina Ljubljana je med vsemi občinami ustvarila največji delež vrednosti vseh bruto investicij v nova osnovna sredstva (33,3 %).
- ▶ Več kot polovico vrednosti vseh investicij v Sloveniji so v letu 2007 ustvarili v občinah Ljubljana, Novo mesto, Maribor, Celje, Koper in Kranj.
- ▶ Vrednost vlaganj na prebivalca je bila največja v osrednjeslovenski regiji, in sicer 4.482 evrov, sledili sta ji obalno-kraška regija s 3.056 EUR in jugovzhodna Slovenija z 2.695 EUR.
- ▶ In 2007, enterprises, companies and organisations paid EUR 6,214.3 million for gross investment (new and existing assets).
- ▶ The largest share of total gross investment was paid for new and existing buildings and structures, i.e. 50.6%.
- ▶ The largest share of gross investment - new and existing assets (81.8%) was created by sections C, D, E, F, L, G and I of the Standard Classification of Activities (SKD 2002).
- ▶ As regards municipalities, the largest share of gross investment in new assets was created in Ljubljana (33.3%).
- ▶ In 2007 more than a half of total gross investment in Slovenia was created in municipalities Ljubljana, Novo mesto, Maribor, Celje, Koper and Kranj.
- ▶ The largest per capita investment by statistical regions was observed in the Osrednjeslovenska region (EUR 4,482), followed by Obalno-Kraška (EUR 3,056) and Jugovzhodna Slovenija (EUR 2,695).

Slika 1: Struktura bruto investicij v nova in rabljena osnovna sredstva, Slovenija, 2007

Chart 1: Structure of gross investment in new and existing assets, Slovenia, 2007



KOMENTAR

V letu 2007 so podjetja, družbe in organizacije z 20 in več zaposlenimi ustvarili za 6.214,3 milijona EUR investicij v nova in rabljena osnovna sredstva, leto prej pa za 5.391,9 milijona EUR. Nominalna rast bruto investicije glede na leto 2006 je bila tako 15,2-odstotna. To pomeni realno povečanje, saj je bila povprečna stopnja inflacije v letu 2007 3,6-odstotna.

Viri za financiranje bruto investicij

Podjetja, družbe in organizacije so sredstva za svoje investicije v letu 2007 v največji meri črpali iz lastnih virov in iz združenih sredstev, in sicer so iz tega vira pridobili 49,0 %; iz finančnih kreditov in lizinga so pridobili 31,3 %, iz namenskih skladov (predvsem iz proračuna države in občin) ter pridobitev osnovnih sredstev brez denarnih nadomestil pa je bilo pridobljenih za 19,7 % vseh sredstev za investicije v nova in rabljena osnovna sredstva. V primerjavi z letom 2006 se struktura virov financiranja ni bistveno spremenila; lastni viri so se zmanjšali, finančni pa so se povečali. Povečalo se je tudi financiranje iz namenskih skladov (slika 2).

COMMENT

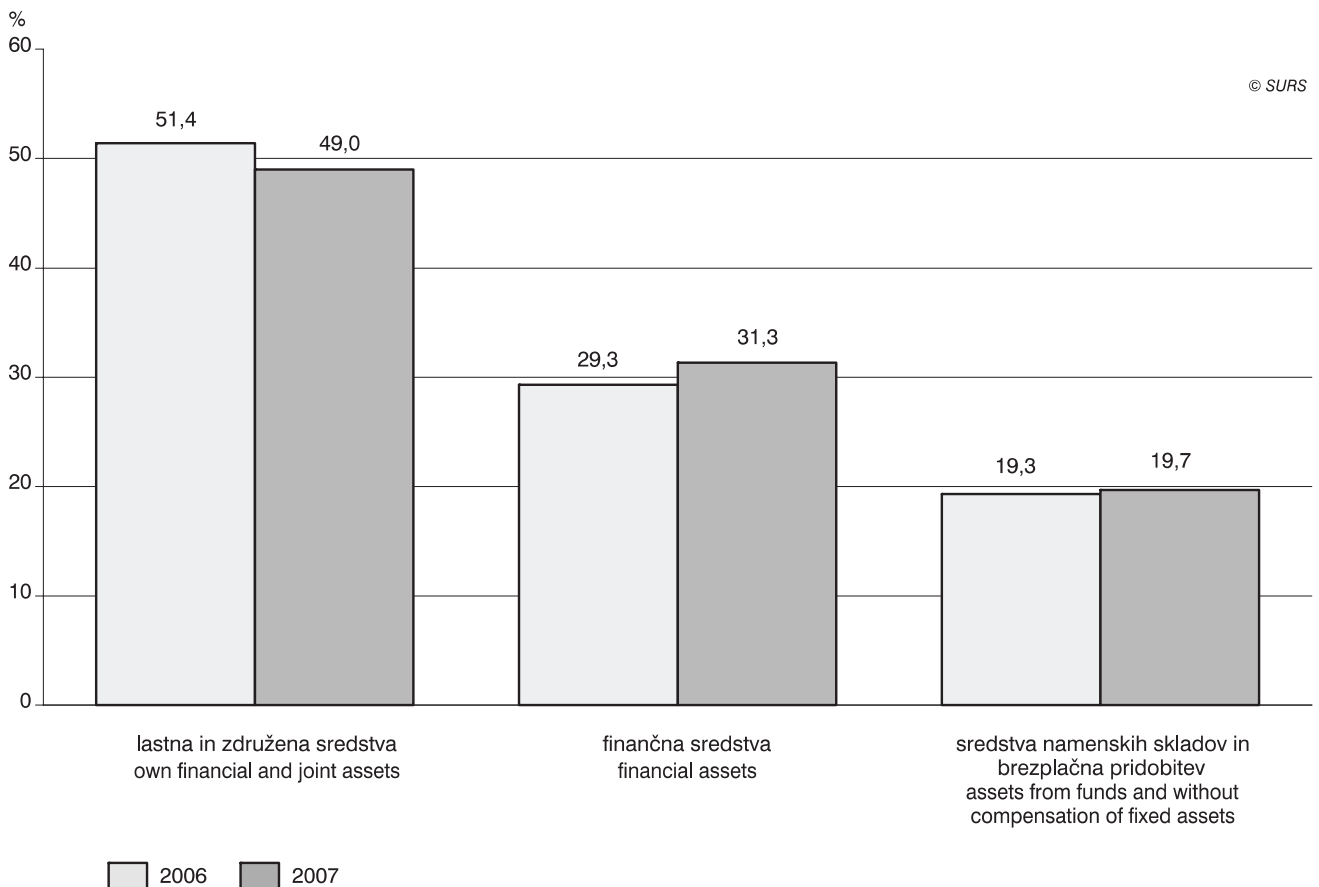
In 2007, enterprises, companies and organisations employing 20 or more employees created EUR 6,214.3 million gross investment (new and existing assets); in 2006 EUR 5,391.9 million was created. The nominal increase compared to 2006 was 15.2%, which means that there was a real increase since the annual inflation rate in 2007 was 3.6%.

Sources of financing of gross investment

In 2007 the enterprises financed their gross investment mostly by own financial assets and joint assets (49.0%), followed by financial credits and leasing (31.3%). Obtaining assets of funds - mostly from the state and municipalities budgets - and fixed assets without monetary compensation represented 19.7% of gross investment in new and existing fixed assets. Compared to 2006 the structure of financing did not change significantly; own financial assets decreased and the financial assets increased. The financing from own funds increased as well (Chart 2).

Slika 2: Struktura virov financiranja bruto investicij v nova in rabljena osnovna sredstva, Slovenija, 2007

Chart 2: Structure of financing of gross investment in new and existing fixed assets, Slovenia, 2007



Bruto investicije po dejavnosti

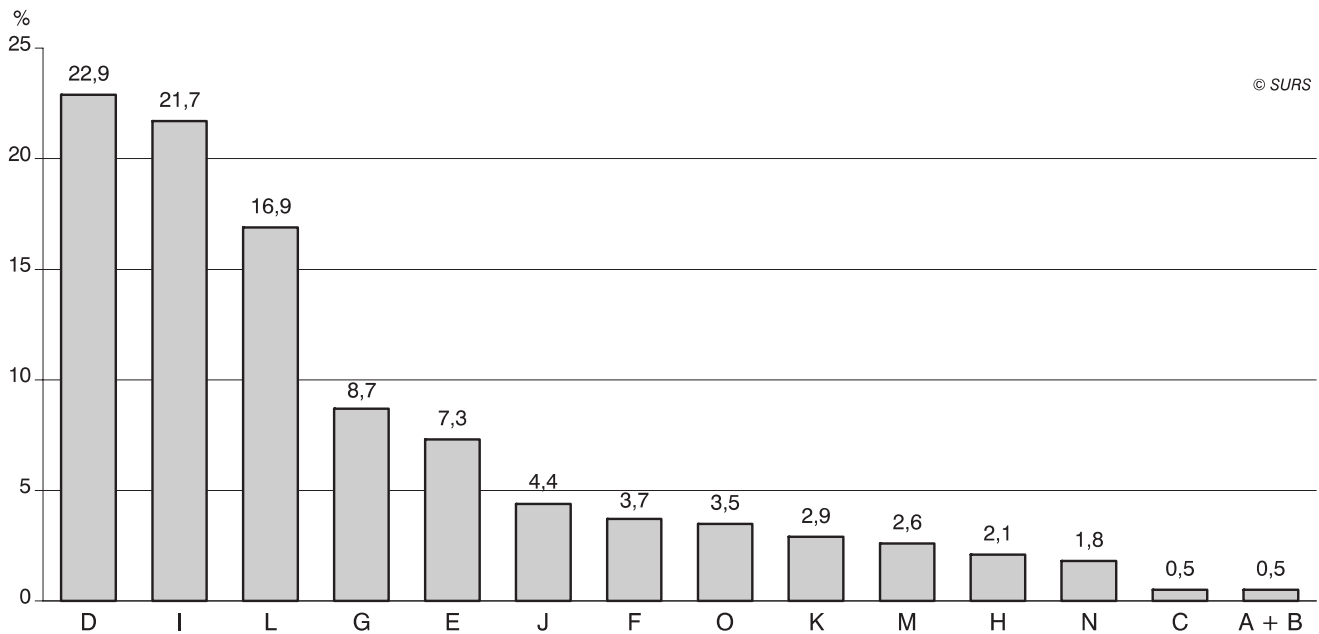
Prikaz strukture bruto investicij v nova in rabljena osnovna sredstva v letu 2007 kaže, da je bila vrednost vlaganj največja v industriji (področja dejavnosti C, D, E in F po SKD 2002), in sicer je dosegla več kot 34-odstotni delež vrednosti vseh investicij v nova in rabljena osnovna sredstva (slika 3).

Gross investment by activity

The largest investment was created by industry (C, D, E and F) with nearly 34% of total investment in 2007, which is shown in the structure of gross investment (Chart 3).

Slika 3: Struktura bruto investicij v nova in rabljena osnovna sredstva po dejavnosti investitorja, Slovenija, 2007

Chart 3: Structure of gross investment in new and existing assets by activity of investor, Slovenia, 2007



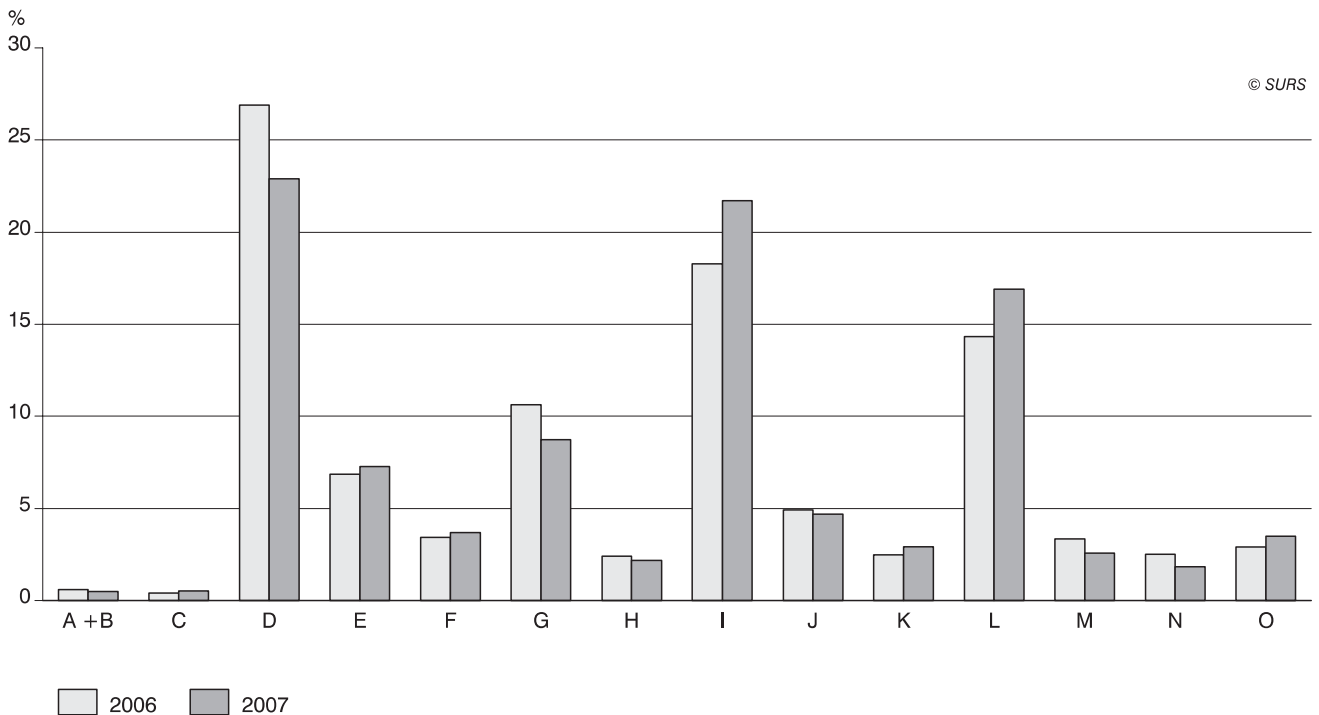
- A +B Kmetijstvo, lov, gozdarstvo in ribištvo / Agriculture, hunting, forestry and fishing
- C Rudarstvo / Mining and quarrying
- D Predelovalne dejavnosti / Manufacturing
- E Oskrba z elektriko, plinom, vodo / Electricity, gas and water supply
- F Gradbeništvo / Construction
- G Trgovina; popravila mot. Vozil / Wholesale, retail; certain repair
- H Gostinstvo / Hotels and restaurants
- I Promet, skladiščenje, zveze / Transport, storage and communication
- J Finančno posredništvo / Financial intermediation
- K Nepremičnine, najem, poslovne storitve / Real estate, renting & business activities
- L Javna uprava, obramba, socialno zavarovanje / Public administration & defence; comp. soc. sec.
- M Izobraževanje / Education
- N Zdravstvo, socialno varstvo / Health and social work
- O Dr. javne, skupne in osebne storitve / Other social and personal services

V letu 2007 so največji delež vrednosti vseh investicij v nova in rabljena osnovna sredstva v primerjavi z letom 2006 ustvarile predelovalne dejavnosti (področje D), in sicer 22,9 % vrednosti, leto prej pa 26,9 %. Sledile so jim naslednje dejavnosti: promet, skladiščenja, zveze (področje I) z 21,7 %, javna uprava (področje L) s 16,9 % in trgovina; popravila motornih vozil (področje G) z 8,7 %. V letu 2006 pa so področju D sledili: promet, skladiščenja, zveze (področje I) z 18,3 %, javna uprava (področje L) s 14,3 % in trgovina; popravila motornih vozil (področje G) z 10,6 % vrednosti vseh investicij (slika 4).

Both in 2007 and in 2006 the largest share of gross investment in new and existing assets was created by manufacturing (section D); in 2007 22.9% and in 2006 26.9%. In 2007 section D was followed by transport, storage and communication (section I) with 21.7%, public administration (section L) with 16.9% and trade, repair of motor vehicles (section G) with 8.7%. In 2006 section D was followed by transport, storage and communication (section I) with 18.3%, public administration (section L) with 14.3% and trade, repair of motor vehicles (section G) with 10.6% (Chart 4).

Slika 4: Struktura bruto investicij v nova in rabljena osnovna sredstva po dejavnosti investitorja, Slovenija, 2006 in 2007

Chart 4: Structure of gross investment in new and existing assets by activity of investor, Slovenia, 2006 and 2007

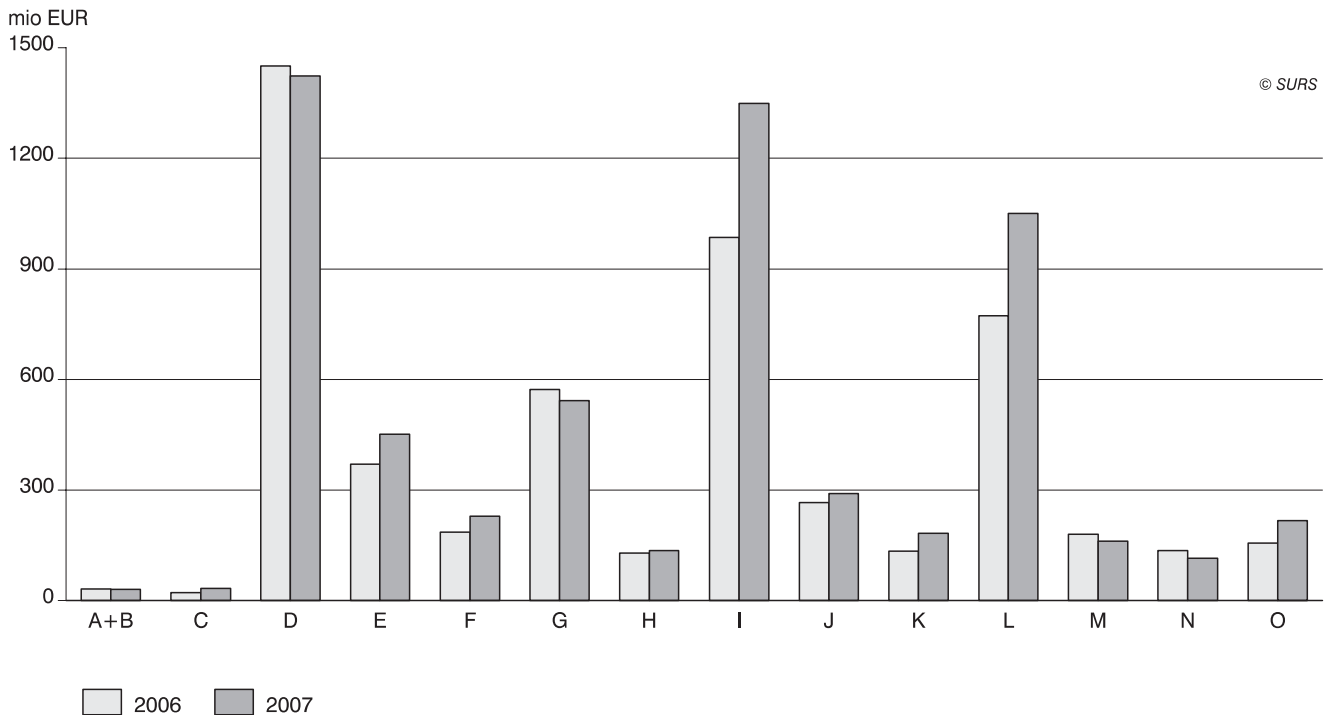


Kot smo že ugotovili, je bilo nominalno povečanje vrednosti bruto investicij v letu 2007 v primerjavi s predhodnim letom več kot 15-odstotno. Primerjava podatkov po dejavnostih med letoma 2006 in 2007 kaže, da se je vrednost investicij najbolj povečala v rudarstvu (področje C), in sicer za 49 %. Tolikšno povečanje je bilo predvsem rezultat večjih vlaganj v stroje, opremo in transport. Skoraj za 39 % večja vrednost investicij je bila zabeležena v drugih javnih, skupnih in osebnih storitvah (področje O), in sicer kot posledica večjih vlaganj v gradbene objekte. V prometu, skladiščenju, zvezah (področje I) se je vrednost vlaganj povečala za 37 %, in sicer kot posledica povečanja gradbenih del v gradbene inženirske objekte. Vrednosti investicij v letu 2007 se je v primerjavi s predhodnim letom povečala tudi v dejavnosti nepremičnine, najem in poslovne storitve (področje K), in sicer skoraj za 37 % (zaradi povečanja vlaganj v gradbene objekte, stroje in opremo). Za več kot 36 % so se povečale naložbe v javni upravi (področje L), in sicer je šlo za naložbe v gradbene objekte, stroje in opremo (slika 5).

As already stated, compared to 2006 the nominal increase in gross investment in 2007 was more than 15%. The data comparison between 2006 and 2007 by activities shows that the largest increase in investment was recorded in mining and quarrying (section C) with 49%, mostly as a result of larger investment in machinery, equipment and transport equipment. An increase of nearly 39% was recorded in other social and personal services (section O) due to investment in construction work. In transport, storage and communication (section I) an increase of 37% was recorded due to investment in civil-engineering. The increase in investment was shown in 2007 compared to 2006 also in real estate, renting and business activities (section K) with almost 37% due to increase in investment in construction work, machinery and equipment. An increase of more than 36% was also observed in public administration (section L) due to investing in construction work and machinery and equipment (Chart 5).

Slika 5: Bruto investicije v nova in rabljena osnovna sredstva po dejavnosti investitorja, Slovenija, 2006 in 2007

Chart 5: Gross investment in new and existing fixed assets by activity of investor, Slovenia, 2006 and 2007



Bruto investicije po namenu investiranja

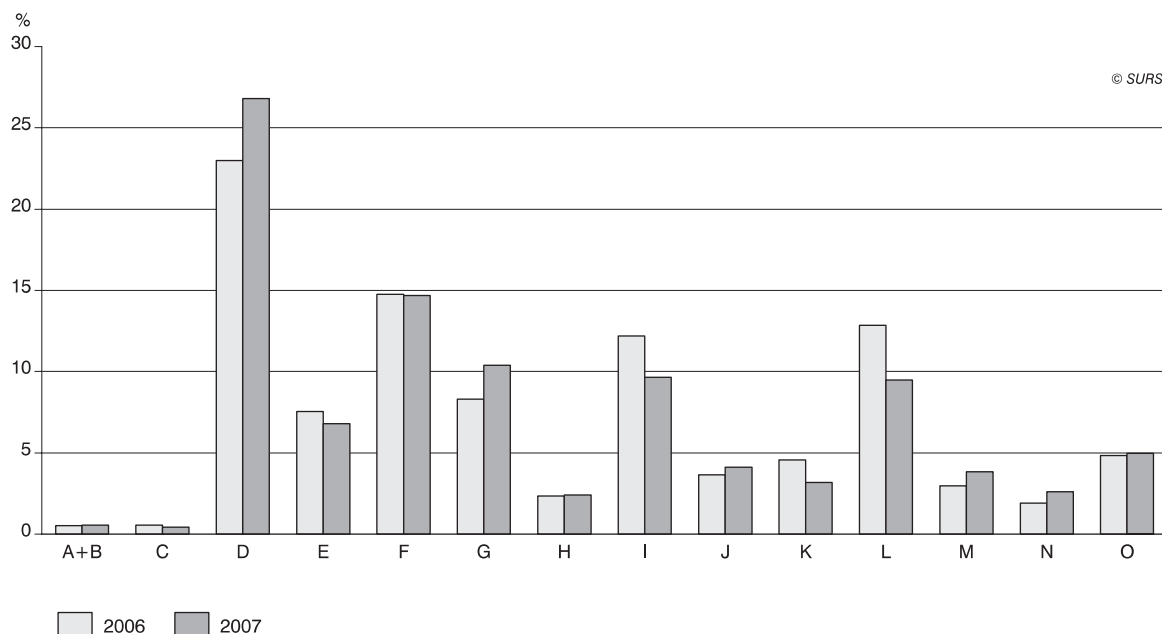
Bruto investicije v nova osnovna sredstva v letu 2007 so znašale 5.944,6 milijona EUR, leto prej pa 5.161,9 milijona EUR. Zanimiv je prikaz strukture vrednosti bruto investicij po namenu investiranja v letih 2006 in 2007, kjer v gradbeništvu (področje F) razporedimo gradbena inženirska dela, predvsem ceste. Primerjava povprečja deležev investicij v nova osnovna sredstva po področjih dejavnosti, v katera se je investiralo, za leti 2006 in 2007, kaže, da se je največ vlagalo v predelovalne dejavnosti (področje D), in sicer so vlaganja v te dejavnosti dosegla v tem obdobju v povprečju 24,9 % vrednosti vseh investicij. Sledile so dejavnosti gradbeništvu (področje F) s 14,7 %, javna uprava, obramba, socialno zavarovanje (področje L) z 11,2 %, promet, skladiščenja, zveze (področje I) z 10,9 %, in trgovina; popravila motornih vozil (področje G) z 9,4 %. V povprečju so omenjena področja (D, F, L, I in G) obsegala več kot 71-odstotni povprečni delež vrednosti vseh investicij v nova osnovna sredstva v letih 2006 in 2007 (slika 6).

Gross investment by purpose

In 2007, gross investment in new assets amounted to EUR 5,944.6 million and a year before to EUR 5,161.9 million. The comparison of the structure of gross investment in new assets by purpose is interesting for 2006 and 2007 because of the reclassification of civil-engineering (especially of streets) in construction (section F). The comparisons of the average shares of investment in new assets by sections where the investment was created in the 2006-2007 period shows that the largest share was created by manufacturing (section D) with 24.9%, followed by construction (section F) with 14.7%, public administration (section L) with 11.2%, transport, storage and communication (section I) with 10.9% and trade, repair of motor vehicles (section G) with 9.4%. On average, all mentioned sections (D, F, L, I and G) together created more than 71% of total investment in new and existing assets in 2006 and 2007 (Chart 6).

Slika 6: Struktura bruto investicij v nova osnovna sredstva po dejavnostih, v katere se je investiralo, Slovenija, 2006 in 2007

Chart 6: Structure of gross investment in new fixed assets by activities where investment was created, Slovenia, 2006 in 2007

**Bruto investicije v osnovna sredstva**

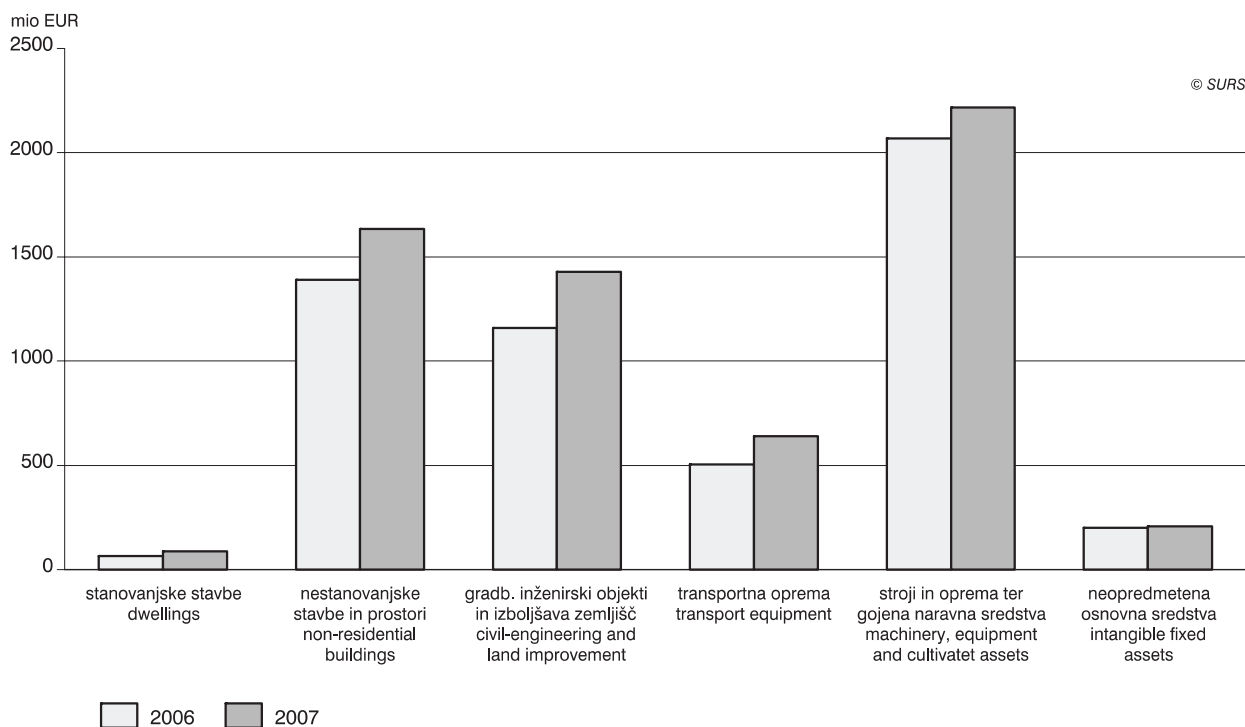
V sliki 7 prikazujemo bruto investicije v nova in rabljena osnovna sredstva po skupinah. V letu 2007 so se v primerjavi s predhodnim letom najbolj povečala vlaganja v naslednja osnovna sredstva: v stanovanjske stavbe (za 34,2 %), transportno opremo (za 27,0 %) in gradbene inženirske objekte (za 23,1 %).

Gross investments in fixed assets

Chart 7 presents gross investments in new and existing assets by groups. In 2007 compared to the previous year the largest investment increase was observed in the following fixed assets: dwellings with (by 34.2%), followed by transport equipment (by 27.0%) and civil engineering (by 23.1%).

Slika 7: Bruto investicij v nova in rabljena osnovna sredstva po skupinah osnovnih sredstev, Slovenija, 2006 in 2007

Chart 7: Gross investment in new and existing assets by types of fixed assets, Slovenia, 2006 and 2007

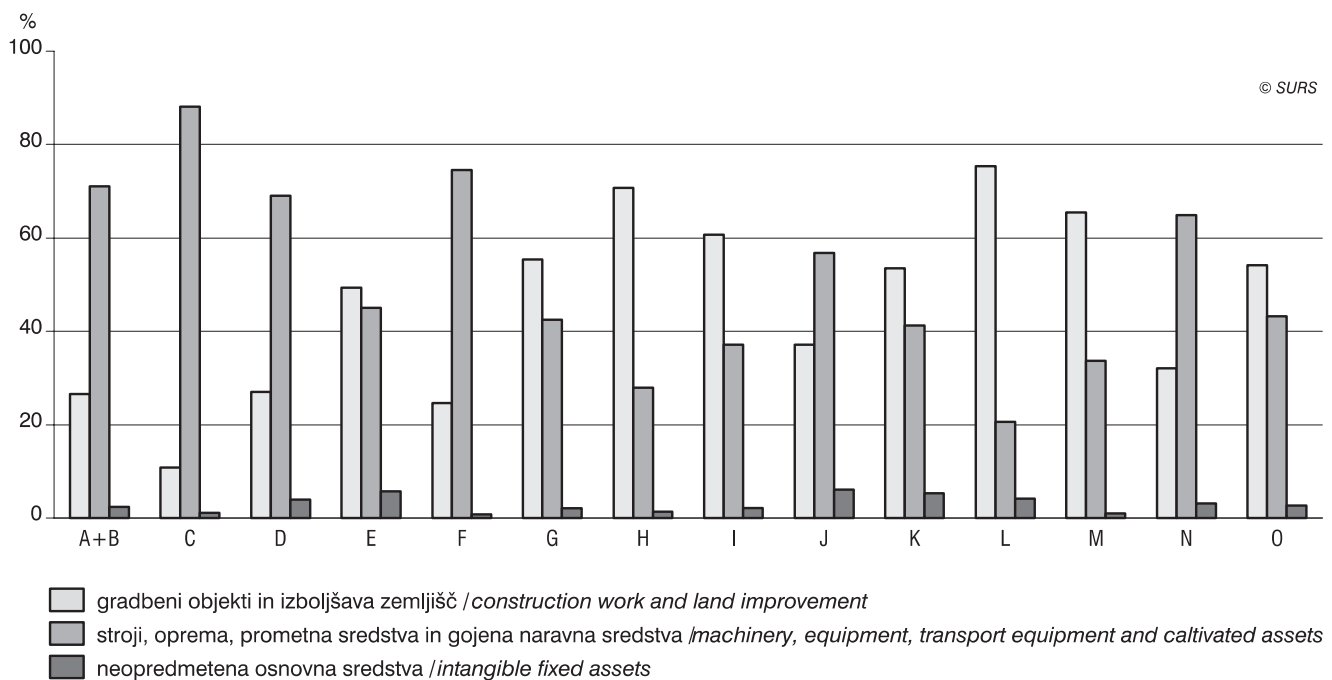


Deleži bruto investicij v stroje, opremo in transportna sredstva so bili največji v rudarstvu (področje C), saj so tam za te namene namenili 88,1 % vrednosti vseh investicij v letu 2007. Sledile so dejavnosti gradbeništvo (področje F) s 74,6 %, kmetijstvo, lov, gozdarstvo in ribištvo (področji A in B) z 71,0 % in predelovalne dejavnosti (področje D) z 69,1%. Gradili pa so največ v javni upravi, obrambi in socialnem zavarovanju (področje L), saj so gradbenim objektom in izboljšavi zemljišč namenili 75,4 % vrednosti vseh bruto investicij v letu 2007, sledili so gostinstvo (področje H) s 70,7 %, izobraževanje (področje M) s 65,4 %, promet, skladiščenje in zveze (področje I) s 60,7 % in trgovina; popravila motornih vozil (področje G) s 55,4 % (slika 8).

The share of gross investment in machinery, equipment and transport equipment was the largest in mining and quarrying (Section C) as for that purpose 88.1% of total investment was intended in 2007. This was followed by construction (section F) with 74.6%, agriculture, hunting, forestry and fishing (sections A and B) with 71.0% and manufacturing (section D) with 69.1%. Most construction took place in public administration (section L), where in 2007 75.4% of total investment from that section was intended for construction work and land improvement, followed by hotels and restaurants (section H) with 70.7%, education (section M) with 65.4%, transport storage and communication (section I) with 60.7% and wholesale, retail and certain repair (section G) with 55.4% (Chart 8).

Slika 8: Deleži novih in rabljenih skupin osnovnih sredstev po dejavnosti investitorja, Slovenija, 2007

Chart 8: Shares of new and existing types of fixed assets by activity of investor, Slovenia, 2007



Bruto investicije po teritorialni razdelitvi

Podatke o bruto investicijah v nova osnovna sredstva po teritorialni razdelitvi prikazujemo po občinah in statističnih regijah.

Bruto investicije po občinah

V občinah je bilo v letu 2007 investiranih v nova osnovna sredstva 5.944,6 milijona EUR, leto prej pa 5.161,9 milijona EUR. Med občinami je bila po deležu vseh ustvarjenih investicij v nova osnovna sredstva v letu 2007 na prvem mestu občina Ljubljana (33,3 %); sledile so ji občine Novo mesto (6,2 %), Maribor (4,0 %), Celje (3,9 %), Koper (3,5 %) in Kranj (2,3 %). V omenjenih šestih občinah je bila v letu 2007 ustvarjena več kot polovica (53,3 %) vrednosti vseh investicij v Sloveniji (slika 9).

Gross investment by classification of territory

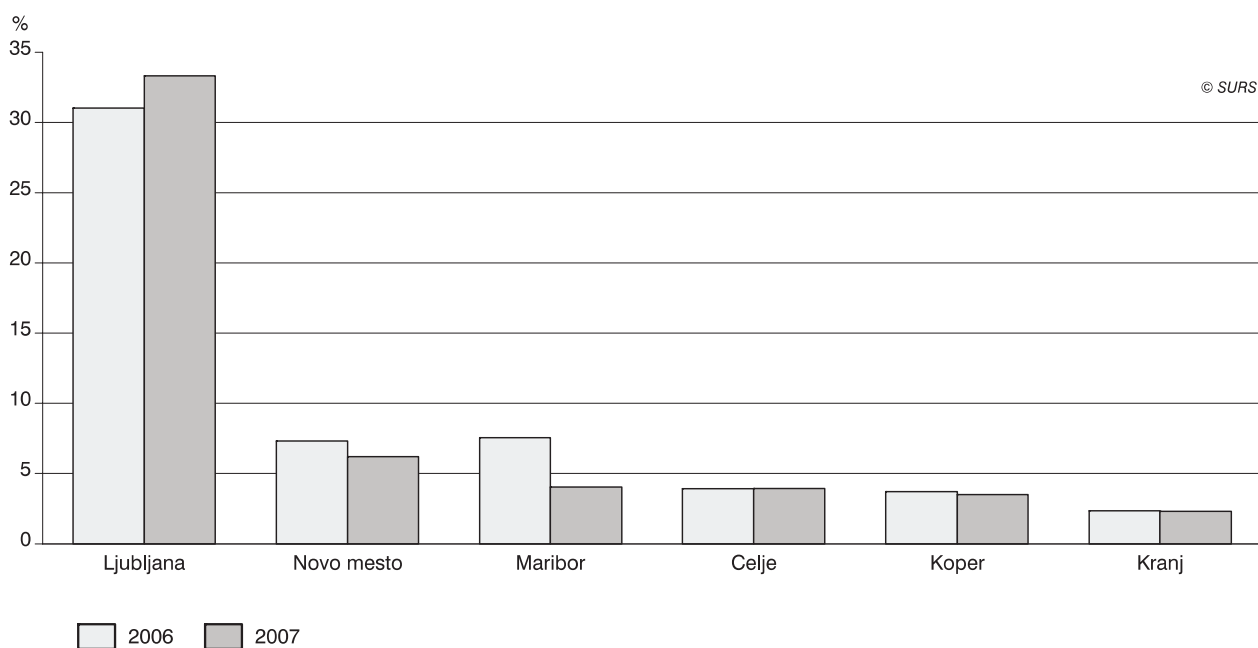
The data on gross investment by classification of territory are shown by municipalities and statistical regions.

Gross investment by municipalities

In municipalities EUR 5,944.6 million was invested in 2007 in new assets, while in 2006 EUR 5,161.9 million was invested. Among the municipalities the largest share of gross investment was created in Ljubljana (33.3%), followed by Novo mesto (6.2%), Maribor (4.0%), Celje (3.9%) Koper (3.5%) and Kranj (2.3%). More than a half (53.3%) of total investment was created in the mentioned six municipalities (Chart 9).

Slika 9: Struktura bruto investicij v nova osnovna sredstva po občinah, v katere se je investiralo, Slovenija, 2006 in 2007

Chart 9: Structure of gross investment in new fixed assets by municipalities where investment was created, Slovenia, 2006 and 2007

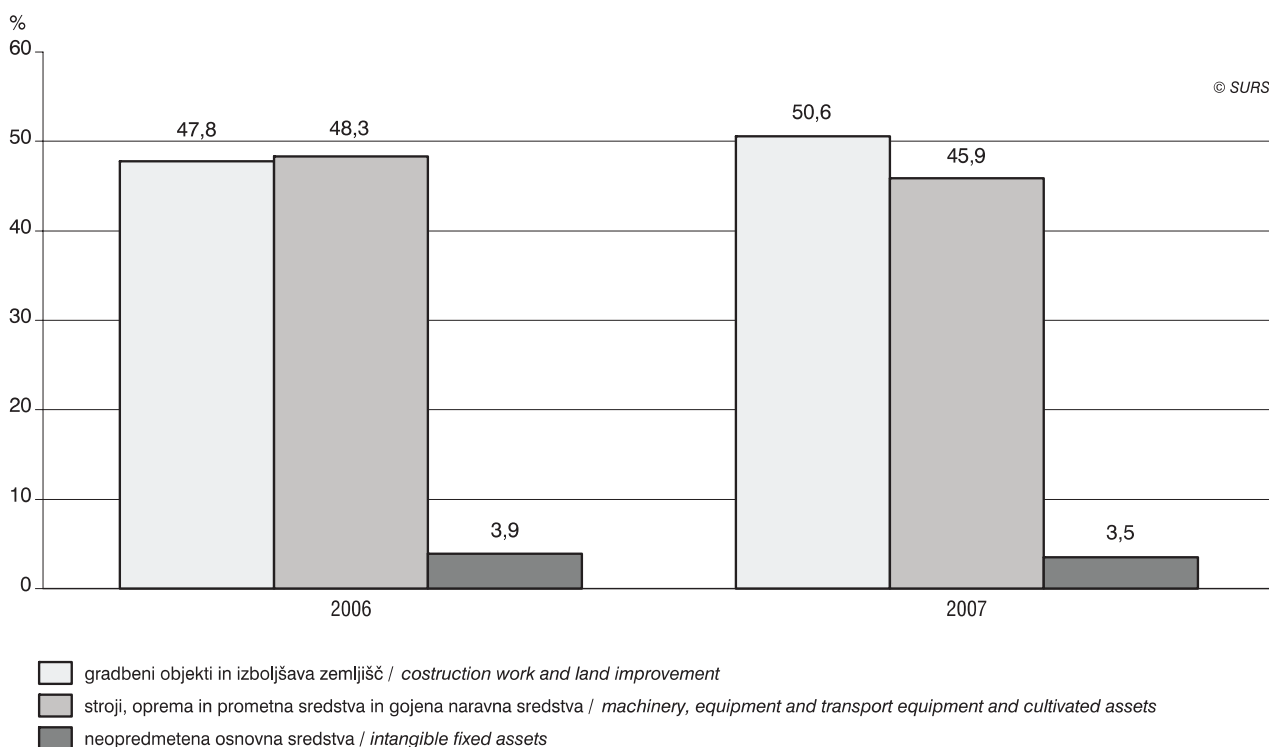


Prikaz bruto investicij v nova osnovna sredstva kaže, da se je v občinah v letih 2006 in 2007 investiralo največ sredstev predvsem v gradbene objekte, sledili so stroji; oprema, prometna sredstva in gojena naravna sredstva, in sicer v povprečju okoli 96 % (slika 10).

In 2006 and 2007 municipalities mostly invested in construction work, followed by machinery; equipment, transport and cultivated assets with on average around 96% of total gross investment in new assets (Chart 10).

Slika 10: Slika 10: Struktura bruto investicij v nova osnovna sredstva po skupinah osnovnih sredstev, v katera se je investiralo v občinah, Slovenija, 2006 in 2007

Chart 10: Structure of gross investment in new fixed assets by types of fixed assets where investment was created in municipalities, Slovenia, 2006 and 2007



gradbeni objekti in izboljšava zemljišč / construction work and land improvement

stroji, oprema in prometna sredstva in gojena naravna sredstva / machinery, equipment and transport equipment and cultivated assets

neopredmetena osnovna sredstva / intangible fixed assets

Bruto investicije po statističnih regijah

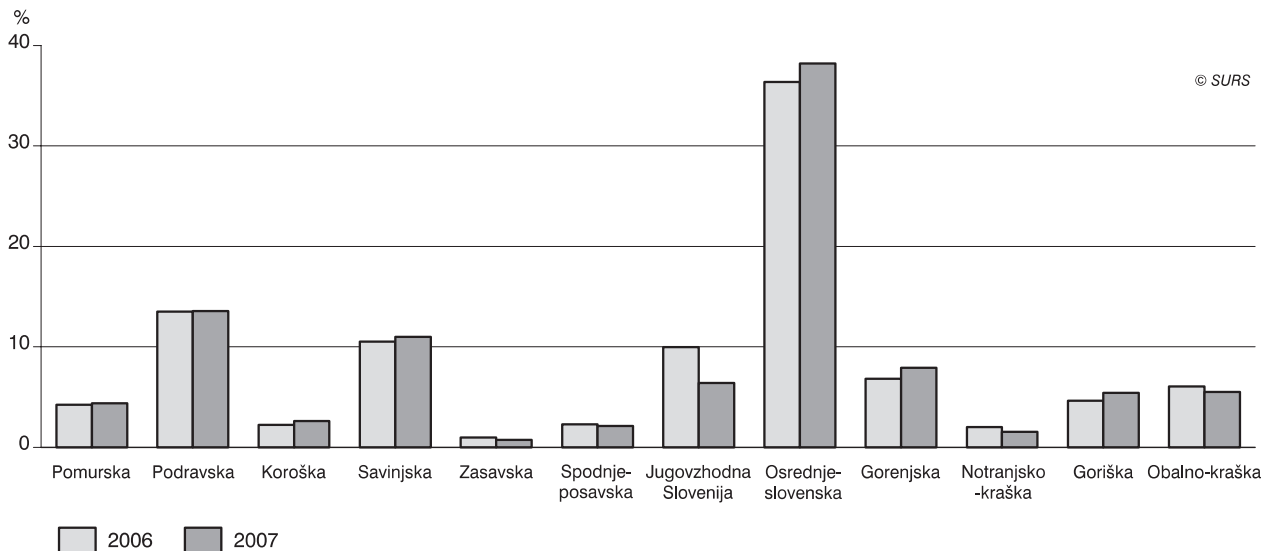
Struktura bruto investicij v nova osnovna sredstva po statističnih regijah, v katero se je investiralo v letih 2006 in 2007, kaže, da je osrednjeslovenska regija ustvarila največji delež vrednosti vseh investicij, in sicer v letu 2007 38,2-odstotnega, v letu 2006 pa 36,4-odstotnega. Sledili sta podravska regija s 13,6-odstotnim deležem vseh investicij v letu 2007 (13,5 % v letu 2006) in savinjska regija z 11-odstotnim deležem vseh investicij v letu 2007 (10,6 % v letu 2006) (slika 11).

Gross investment by statistical regions

In the Osrednjeslovenska statistical region the largest share of gross investment (38.2%) was created in 2007 and only a slightly lower share (36.4%) of total investment was created in 2006 – this was revealed by the review of the structure of gross investment in new assets by statistical regions. This region was followed by Podravska with 13.6% of total investment in 2007 and 13.5% in 2006 and Savinjska with 11.0% of total investment in 2007 and 10.6% in 2006 (Chart 11).

Slika 11: Struktura bruto investicij v nova osnovna sredstva po regijah, v katere se je investiralo, Slovenija, 2006 in 2007

Chart 11: Structure of gross investment in new fixed assets by statistical regions where investment was created, Slovenia, 2006 and 2007

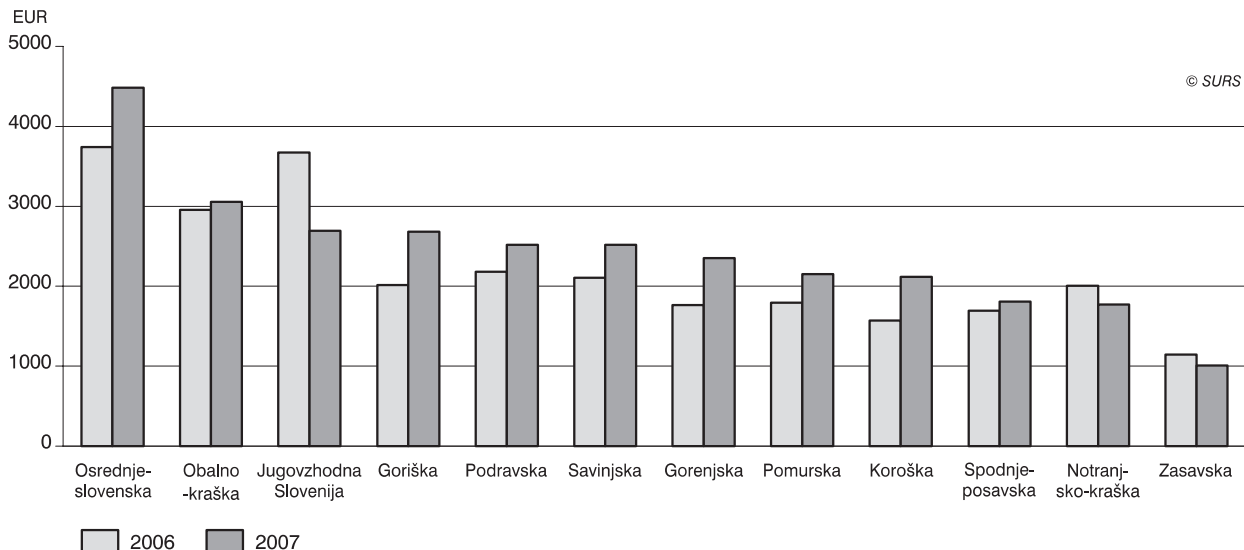


Zanimiv je prikaz bruto investicij v nova osnovna sredstva na prebivalca po regijah. V letu 2007 se je največ vlagalo v osrednjeslovenski regiji, in sicer 4.482 EUR na prebivalca, sledili sta ji obalno-kraška regija s 3.056 EUR na prebivalca in jugovzhodna Slovenija z 2.695 EUR na prebivalca. V letu 2006 se je največ vlagalo v osrednjeslovenski regiji, in sicer 3.743 evrov na prebivalca, sledili sta ji regija jugovzhodna Slovenija s 3.672 in obalno-kraška regija z 2.958 evrov na prebivalca (slika 12).

The review of per capita gross investment by statistical regions is very interesting. In 2007 the largest per capita investment was created in the Osrednjeslovenska region with EUR 4,482, followed by Obalno-kraška with EUR 3,056 and Jugovzhodna Slovenija with EUR 2,695. In 2006 the largest per capita investment was created in the Osrednjeslovenska region with EUR 3,743, followed by Jugovzhodna Slovenija with EUR 3,672 and Obalno-kraška with EUR 2,958 (Chart 12).

Slika 12: Bruto investicij v nova osnovna sredstva na prebivalca po regijah, v katere se je investiralo, Slovenija, 2006 in 2007

Chart 12: Gross investment in new fixed assets per capita by statistical regions where investment was created, Slovenia, 2006 and 2007



1. Bruto investicije v osnovna sredstva v podjetjih, družbah in organizacijah, Slovenija, 2006 in 2007

Gross investment in enterprises, companies and organisations, Slovenia, 2006 and 2007

tisoč/thousand EUR

| | Nabava novih osnovnih sredstev | | Nabava rabljenih osnovnih sredstev | | Prodaja ¹⁾ rabljenih osnovnih sredstev | | |
|--|--------------------------------|----------------|------------------------------------|---------------|---|---------------|---|
| | Purchase of new fixed assets | | Purchase of existing fixed assets | | Sale ¹⁾ of existing fixed assets | | |
| | 2006 | 2007 | 2006 | 2007 | 2006 | 2007 | |
| SKUPAJ | 5161937 | 5944581 | 229959 | 269691 | 537654 | 577022 | TOTAL |
| OPREDMETENA OSNOVNA SREDSTVA | 4960789 | 5737256 | 229441 | 268705 | 536238 | 573675 | TANGIBLE FIXED ASSETS |
| Gradbeni objekti | 2465112 | 3006490 | 151104 | 142629 | 307412 | 340831 | Costruction work |
| Stanovanjske stavbe | 53317 | 77404 | 11098 | 9060 | 33781 | 21704 | Dwellings |
| Nestanovanjske stavbe in prostori | 1259586 | 1509831 | 131989 | 124055 | 258263 | 301082 | Non-residential buildings |
| Gradbeno inženirski objekti in izboljšava zemljišč | 1152209 | 1419255 | 8017 | 9514 | 15368 | 18045 | Civil-engineering and land improvement |
| Stroji, oprema in transportna oprema | 2495678 | 2730766 | 78337 | 126076 | 228825 | 232844 | Machinery, transport and other equipment |
| Transportna oprema | 474072 | 555246 | 30824 | 85825 | 132528 | 126601 | Transport equipment |
| Osebnih avtomobilov | 215071 | 230238 | 17408 | 13624 | 106653 | 93745 | Passenger cars |
| Tovornjaki | 149548 | 186860 | 10373 | 11175 | 19256 | 27936 | Truck, lorries |
| Druga vozila in oprema | 109453 | 138148 | 3044 | 61026 | 6619 | 4920 | Other transport equipment |
| Drugi stroji in oprema | 2021606 | 2175520 | 47512 | 40251 | 96297 | 106243 | Other machinery and equipment |
| Kovinski izdelki | 145977 | 139724 | 2492 | 1808 | 3113 | 3016 | Metal products |
| Stroji za proizvodnjo | 285682 | 355574 | 10060 | 4979 | 19683 | 16640 | Machinery for the production |
| Drugi stroji in naprave | 794370 | 794227 | 27318 | 28745 | 50677 | 66452 | Other machinery and equipment |
| Kmetijski in gozdarski stroji in gojena naravna sredstva | 20976 | 17189 | 324 | 962 | 3027 | 3816 | Agricultural and forestry machinery and cultivated assets |
| Računalniki in AOP oprema | 242220 | 245973 | 1736 | 1196 | 6972 | 5826 | Computers and data processing machines |
| Električni motorji in generatorji | 97470 | 104534 | 261 | 170 | 758 | 841 | Electrical motors and generators |
| RA, TV in komunikacijske naprave | 150471 | 181025 | 257 | 736 | 3164 | 1443 | RA, TV and communication equipment |
| Medicinska oprema in optič. ins. | 109829 | 120077 | 489 | 708 | 810 | 569 | Medical equipment and optical instruments |
| Pohištvo in notranja oprema | 174612 | 217197 | 4574 | 947 | 8094 | 7640 | Furniture and equipment |
| NEOPREDMETENA OSNOVNA SREDSTVA | 201148 | 207325 | 518 | 986 | 1416 | 3347 | INTANGIBLE FIXED ASSETS |
| Študije in projekti | 65117 | 69144 | 122 | 13 | 78 | 1408 | Studies and projects |
| Programska oprema | 135314 | 137584 | 396 | 973 | 1062 | 1937 | Software |
| Zabava, izvorna književna in umetniška dela | 716 | 597 | 0 | 0 | 277 | 1 | Entertainment, literary or artistic originals |

1) Prodaje so v nekaterih postavkah večje od nabav, ker se rabljena osnovna sredstva lahko prodajo gospodinjstvom kot potrošnikom in kot samostojnim podjetnikom ter pravnim osebam z manj kot 20 zaposlenimi v letu 2006 in 2007.

In some items sales are greater than purchases because existing fixed assets can be sold to households as consumers as well as to individual private entrepreneurs and legal persons with fewer than 20 employees in 2006 and 2007.

2. Viri financiranja za bruto investicije v nova in rabljena osnovna sredstva v podjetjih, družbah in organizacijah po dejavnosti investitorja, Slovenija, 2007 - organizacijsko načelo
Sources of financing of gross investment of enterprises, companies and organisations by activity of investor, Slovenia, 2007 - organisational principle (new and existing fixed assets)
tisoč/thousand EUR

| Dejavnost investitorja | Skupaj Total | Viri financiranja za investicije v osnovna sredstva Sources of financing of gross investment | | | Activity of investor |
|--|-----------------|---|---|---|---|
| | | iz lastnih in združenih sredstev from own financial and joint assets | iz finančnih kreditov in najema from financial credits and leasing | iz sredstev namenskih skladov in pridobitev brez nadomestila from assets of funds and without compensation of fixed assets | |
| SKUPAJ | 6214274 | 3043059 | 1947774 | 1223442 | TOTAL |
| A+B Kmetijstvo, lov, gozdarstvo in ribištvo | 30759 | z | 2420 | z | A+B Agriculture, hunting, forestry and fishing |
| C Rudarstvo | 32908 | z | 6864 | z | C Mining and quarrying |
| CA Pri.energetskih surovin | 24143 | 22089 | z | z | CA Mining & quarrying of energy materials |
| CB Pri.rud in kamnin, razen energet. | 8765 | z | z | 0 | CB Mining & quarrying, not energy materials |
| D Predelovalne dejavnosti | 1423835 | 1073468 | 337484 | 12882 | D Manufacturing |
| DA Pro.hrane, pijač, tobačnih izd. | 89950 | 65708 | 19971 | 4271 | DA Mfr. of food; beverages and tobacco |
| 15 Pro.hrane, pijač, krmil | 89950 | 65708 | 19971 | 4271 | 15 Mfr. of food and beverages |
| DB Pro.tekstilij; tekst., krzn. izd. | 33911 | 29156 | 4180 | 576 | DB Mfr. of textiles and textile products |
| 17 Pro.tekstilij | 29587 | 25467 | z | z | 17 Mfr. of textiles |
| 18 Pro.oblačil; strojenje, dodelava | 4324 | 3689 | z | z | 18 Mfr. of wearing apparel; dress. of fur |
| DC Pro.usnja, usnjenih izd. | 9091 | 7472 | z | z | DC Mfr. of leather and leather products |
| 19 Pro.usnja, usnjenih izd. | 9091 | 7472 | z | z | 19 Leather tanning, mfr. of luggage, etc. |
| DD Obdelava in predelava lesa | 62136 | 36096 | 25061 | 979 | DD Manufacture of wood and wood product |
| 20 Obdelava in predelava lesa | 62136 | 36096 | 25061 | 979 | 20 Mfr. of wood and wood, cork, etc. goods |
| DE Pro.vlaknin, papirja; založništvo | 70174 | z | 25299 | z | DE Mfr. of paper, publishing and printing |
| 21 Pro.vlaknin, papirja ter izd. | 36816 | 25254 | 11561 | 0 | 21 Mfr. of pulp, paper and paper products |
| 22 Založništvo, tiskarstvo | 33359 | z | 13738 | z | 22 Publishing, printing and recorded media |
| DF Pro.koksa, naftnih deriv., jedrsk. | 208 | z | z | 0 | DF Mfr. of coke, petroleum prods.&nuc. fuel |
| 23 Pro.koksa, naft. deriv., jedrsk. go | 208 | z | z | 0 | 23 Mfr. of coke, petroleum prods.&nuc. fuel |
| DG Pro.kemika., kemičnih izd., um.vl. | 249666 | 227802 | 21669 | 195 | DG Mfr. of chemicals, prod.&man-made fibres |
| 24 Pro.kemika., kemičnih izd., um.vl. | 249666 | 227802 | 21669 | 195 | 24 Mfr. of chemicals & chemical products |
| DH Pro.izd.iz gume in plastič. mas | 86264 | 53540 | 32724 | 0 | DH Mfr. of rubber and plastic products |
| 25 Pro.izd.iz gume in plastič. mas | 86264 | 53540 | 32724 | 0 | 25 Mfr. of rubber and plastic products |
| DI Pro.dr. nekovinskih mineral. izd. | 74217 | 54452 | z | z | DI Mfr. of other non-metal. mineral products |
| 26 Pro.dr. nekovinskih mineral. izd. | 74217 | 54452 | z | z | 26 Mfr. of other non-metal. mineral products |
| DJ Pro.kovin in kovinskih izd. | 238877 | 170382 | 66428 | 2067 | DJ Mfr. of basic metals & fabricated products |
| 27 Pro.kovin | 120615 | 95097 | z | z | 27 Manufacture of basic metals |
| 28 Pro.kovinskih izd. brez strojev, | 118262 | 75285 | z | z | 28 Mfr. of fabricated metal, not machines |
| DK Pro.strojev in naprav | 162881 | 118321 | 43733 | 828 | DK Mfr. of machinery and equipment nec. |
| 29 Pro.strojev in naprav | 162881 | 118321 | 43733 | 828 | 29 Mfr. of machinery and equipment nec. |
| DL Pro.električne, optične opreme | 142169 | 114250 | 25477 | 2442 | DL Mfr. of electrical and optical equipment |
| 30 Pro.pisarniških strojev, računal. | 2193 | 1698 | z | z | 30 Mfr. of office machinery and computers |
| 31 Pro.el.strojev, naprav | 93945 | 75405 | 16944 | 1596 | 31 Mfr. of electric. machinery etc. nec. |
| 32 Pro.RTV, komunik. naprav, opreme | 24255 | 18306 | z | z | 32 Mfr. of radio, TV and equipment |
| 33 Pro.medicin., finom., optič. instr. | 21776 | 18842 | z | z | 33 Mfr. of medical & precision instruments |
| DM Pro.vozil in plovil | 150921 | 113388 | 36819 | 714 | DM Manufacture of transport equipment |
| 34 Pro.mot.vozil, prikolic, polpriko. | 132690 | 100648 | z | z | 34 Mfr. of motor vehicle., trailers, etc. |
| 35 Pro.dr.vozil, plovil | 18231 | 12741 | z | z | 35 Mfr. of other transport equipment |
| DN Pro.pohiš. dr. pred. dej., reciklaža | 53368 | 38306 | z | z | DN Manufacturing nec. |
| 36 Pro.pohiš. dr. predelovalne dej | 36935 | 27278 | z | z | 36 Mfr. of furniture; manufacturing nec. |
| 37 Reciklaža | 16434 | 11029 | 5405 | 0 | 37 Recycling |

2. Viri financiranja za bruto investicije v nova in rabljena osnovna sredstva v podjetjih, družbah in organizacijah po dejavnosti investitorja, Slovenija, 2007 - organizacijsko načelo (nadaljevanje)
Sources of financing of gross investment of enterprises, companies and organisations by activity of investor, Slovenia, 2007 - organisational principle (new and existing fixed assets) (continued)

tisoč/thousand EUR

| Dejavnost investitorja | Skupaj Total | Viri financiranja za investicije v osnovna sredstva Sources of financing of gross investment | | | Activity of investor |
|---|-----------------|---|---|---|--|
| | | iz lastnih in združenih sredstev from own financial and joint assets | iz finančnih kreditov in najema from financial credits and leasing | iz sredstev namenskih skladov in pridobitev brez nadomestila from assets of funds and without compensation of fixed assets | |
| E Oskrba z elektriko, plinom, vodo | 452009 | 332769 | 81364 | 37876 | E Electricity, gas and water supply |
| 40 Oskrba z el., plinom, paro, toplo v | 380552 | 298945 | 74939 | 6667 | 40 Electricity, gas, steam and hot water |
| 41 Zbiranje, čiščenje, distribucija v | 71457 | 33824 | 6424 | 31209 | 41 Collection, purification etc. of water |
| F Gradbeništvo | 228944 | 124595 | 97869 | 6480 | F Construction |
| 45 Gradbeništvo | 228944 | 124595 | 97869 | 6480 | 45 Construction |
| G Trgovina; popravila mot. vozil | 542327 | 350470 | 182993 | 8864 | G Wholesale, retail; certain repair |
| 50 Poprav., trg. z mot. vozili, gorivi | 101475 | 77018 | z | z | 50 Sale, repair etc. motors; fuel |
| 51 Posred., trg. na debelo, brez vozil | 150585 | 100531 | z | z | 51 Wholesale, commission, not motors |
| 52 Trg. na dr. brez mot. vozil; poprav. | 290268 | 172921 | z | z | 52 Retail trade, not motors; repairs |
| H Gostinstvo | 136029 | 55164 | 71761 | 9104 | H Hotels and restaurants |
| 55 Gostinstvo | 136029 | 55164 | 71761 | 9104 | 55 Hotels and restaurants |
| I Promet, skladiščenje, zveze | 1349647 | 479962 | 837154 | 32532 | I Transport, storage and communication |
| 60 Kopenski promet, cevovodni transp | 202998 | 80133 | z | z | 60 Land transport; pipelines transport |
| 61 Vodni promet | z | z | z | 0 | 61 Water transport |
| 62 Zračni promet | z | z | z | 0 | 62 Air transport |
| 63 Pomožne prometne dej., turist.org | 737826 | 149305 | 560350 | 28170 | 63 Supporting transport; travel agencies |
| 64 Pošta in telekomunikacije | 308500 | 223559 | z | z | 64 Post and telecommunications |
| J Finančno posredništvo | 291305 | z | 162733 | z | J Financial intermediation |
| 65 Fin. posred. brez zavarov., skladi | 263424 | 102741 | z | z | 65 Financial intermed., not insur., pens. fund. |
| 66 Zavarovalništvo brez soc., skladi | 23252 | z | z | z | 66 Insurance, pension not comp. soc. sec. |
| 67 Pomožne dej. v fin. posred. | 4630 | 4630 | 0 | 0 | 67 Activities aux. to financial intermed. |
| K Nepremičnine, najem, poslovne stor | 182668 | 107424 | 68878 | 6366 | K Real estate, renting & business activities |
| 70 Poslovanje z nepremičninami | 50811 | z | z | 0 | 70 Real estate activities |
| 71 Dajanje strojev, opreme v najem | 3231 | z | z | 0 | 71 Renting equipment without operator |
| 72 Obdelava pod., s tem povezane dej | 23657 | 18899 | 4303 | 456 | 72 Computer and related activities |
| 73 Raziskovanje in razvoj | 20070 | 13083 | 1690 | 5297 | 73 Research and development |
| 74 Druge poslovne dej. | 84899 | 66085 | 18201 | 613 | 74 Other business activities |
| L Javna uprava, obramba, soc. zav. | 1050736 | 148457 | 22429 | 879850 | L Public administ. & defence; comp. soc. sec. |
| 75 Javna uprava, obramba, soc. zavarov | 1050736 | 148457 | 22429 | 879850 | 75 Public administ. & defence; comp. soc. sec. |
| M Izobraževanje | 161051 | 35942 | 2327 | 122782 | M Education |
| 80 Izobraževanje | 161051 | 35942 | 2327 | 122782 | 80 Education |
| N Zdravstvo, socialno varstvo | 114764 | 61580 | 5360 | 47824 | N Health and social work |
| 85 Zdravstvo, socialno varstvo | 114764 | 61580 | 5360 | 47824 | 85 Health and social work |
| O Dr. javne, skupne in osebne stor. | 217290 | 92826 | 68139 | 56325 | O Other social and personal services |
| 90 Dej. javne higijene | 53168 | z | 2674 | z | 90 Refuse disposal, sanitation, etc. |
| 91 Dej. združenj, organizacij | 839 | z | 0 | z | 91 Membership organisation nec. |
| 92 Rekreatijske, kult., športne dej. | 159123 | 67799 | 62873 | 28451 | 92 Recreational, cultural & sport. activities |
| 93 Dr. storitvene dej. | 4161 | 1569 | 2592 | 0 | 93 Other service activities |

3. Bruto investicije v nova osnovna sredstva v podjetjih, družbah in organizacijah po namenu vlaganj, skupinah osnovnih sredstev in po dejavnostih, v katera se je investiralo, Slovenija, 2007 - načelo čistih dejavnosti

Gross investment of enterprises, companies and other organisation by purpose of investment, types of fixed assets and activities where investment was created, Slovenia, 2007 - kind of activity (new fixed assets) tisoč/thousand EUR

| Namen investicij | Skupaj Total | Namen vlaganj Purpose of investment | | | Skupine osnovnih sredstev Types of fixed asset | | | | Purpose of investment |
|--|-----------------|---|---|---|---|---|--|--|--|
| | | nove zmogljivi- vosti new capa- cities | rekon- strukcije, posodo- bitev, doga- ditev enlarge- ment, reco- nstruc- tion, reno- vations | vzdrže- vanje na obsto- ječi ravni main- tenance of existing capacities | opredmetena osnovna sredstva tangible fixed assets | | | neopred- metena osnovna sredstva intangible fixed assets | |
| | | | | | skupaj total | gradbeni objekti in izboljšava zemljišč construc- tion work and land impro- vement | stroji, oprema, prometna sredstva in gojena naravna sredstva machi- nery transpor- t, other equip- ment and cultivated assets | | |
| SKUPAJ | 5944577 | 3191138 | 2357764 | 395675 | 5944577 | 3006487 | 2730766 | 207325 | TOTAL |
| A+B Kmetijstvo, lov, gozdarstvo in ribištvo | 31379 | 12129 | 14073 | 5177 | 31379 | 8052 | 22409 | 918 | A+ B Agriculture, hunting, forestry and fishing |
| C Rudarstvo | 32977 | 22687 | 7954 | 2336 | 32977 | 3373 | 29218 | 387 | C Mining and quarrying |
| CA Pri.energetskih surovin | 23968 | z | z | 0 | 23968 | 2648 | 21158 | 163 | CA Mining & quarrying of energy materials |
| CB Pri.rud in kamnin, razen energetskih | 9009 | z | z | 2336 | 9009 | 725 | 8060 | 224 | CB Mining & quarrying, not energy materials |
| D Predelovalne dejavnosti | 1367047 | 710692 | 574246 | 82109 | 1367047 | 350682 | 960304 | 56061 | D Manufacturing |
| DA Pro.hrane, pijač, tobačnih izd. | 88548 | 35602 | 41919 | 11027 | 88548 | 21291 | 62360 | 4896 | DA Mfr. of food; beverages and tobacco |
| 15 Pro.hrane, pijač, krmil | 88548 | 35602 | 41919 | 11027 | 88548 | 21291 | 62360 | 4896 | 15 Mfr. of food and beverages |
| DB Pro.tekstilij, tekstilnih, krznenih izd. | 31475 | 12138 | z | z | 31475 | 12545 | 18019 | 910 | DB Mfr. of textiles and textile products |
| 17 Pro.tekstilij | 27757 | 9704 | 17003 | 1051 | 27757 | 11354 | 15586 | 817 | 17 Mfr. of textiles |
| 18 Pro.oblačil; strojenje, dodelava | 3718 | 2434 | z | z | 3718 | 1190 | 2433 | 94 | 18 Mfr. of wearing apparel; dress. of fur |
| DC Pro.usnja, usnjenih izd. | 8351 | z | z | 2936 | 8351 | 3263 | z | z | DC Mfr. of leather and leather products |
| 19 Pro.usnja, usnjenih izd. | 8351 | z | z | 2936 | 8351 | 3263 | z | z | 19 Leather tanning, mfr. of luggage, etc. |
| DD Obdelava in predelava lesa | 58753 | 24156 | 32086 | 2512 | 58753 | 15521 | 42509 | 723 | DD Manufacture of wood and wood product |
| 20 Obdelava in predelava lesa | 58753 | 24156 | 32086 | 2512 | 58753 | 15521 | 42509 | 723 | 20 Mfr. of wood and wood, cork, etc. goods |
| DE Pro.vlaknin, papirja; založništvo | 64131 | 23760 | 33406 | 6965 | 64131 | 15467 | 46081 | 2584 | DE Mfr. of paper, publishing and printing |
| 21 Pro.vlaknin, papirja ter izd. iz njih | 33694 | 8089 | 21857 | 3748 | 33694 | 9111 | 24095 | 487 | 21 Mfr. of pulp, paper and paper products |
| 22 Založništvo, tiskarstvo | 30437 | 15671 | 11549 | 3217 | 30437 | 6356 | 21986 | 2096 | 22 Publishing, printing and recorded media |
| DF Pro.koksa, naftnih deriv., jedrskega goriva | 129 | z | z | z | 129 | 0 | z | z | DF Mfr. of coke, petroleum prods.&nuc. fuel |
| 23 Pro.koksa ,naft.deriv., jedrskega goriva | 129 | z | z | z | 129 | 0 | z | z | 23 Mfr. of coke, petroleum prods.&nuc. fuel |
| DG Pro. kemiikalij ,kemičnih izd., umetnih vl. | 244989 | 143088 | 87476 | 14425 | 244989 | 68185 | 159088 | 17717 | DG Mfr. of chemicals, prod.&man-made fibres |
| 24 Pro. kemiikalij, kemičnih izd., umetnih vl. | 244989 | 143088 | 87476 | 14425 | 244989 | 68185 | 159088 | 17717 | 24 Mfr. of chemicals & chemical products |
| DH Pro.izd.iz gume in plastičnih mas | 76571 | 42385 | 29257 | 4929 | 76571 | 27640 | 47983 | 948 | DH Mfr. of rubber and plastic products |
| 25 Pro.izd.iz gume in plastičnih mas | 76571 | 42385 | 29257 | 4929 | 76571 | 27640 | 47983 | 948 | 25 Mfr. of rubber and plastic products |
| DI Pro.dr. nekovinskih mineralnih izd. | 73005 | 29376 | 35548 | 8080 | 73005 | 15632 | 55788 | 1585 | DI Mfr. of other non-metal. mineral products |
| 26 Pro.dr. nekovinskih mineralnih izd. | 73005 | 29376 | 35548 | 8080 | 73005 | 15632 | 55788 | 1585 | 26 Mfr. of other non-metal. mineral products |
| DJ Pro.kovin in kovinskih izd. | 228373 | 133622 | 84369 | 10382 | 228373 | 51543 | 168820 | 8009 | DJ Mfr. of basic metals& fabricated products |
| 27 Pro.kovin | 117753 | 60066 | 50092 | 7595 | 117753 | 19552 | 96079 | 2121 | 27 Manufacture of basic metals |
| 28 Pro.kovinskih izd. brez strojev, | 110620 | 73557 | 34276 | 2787 | 110620 | 31991 | 72741 | 5888 | 28 Mfr. of fabricated metal, not machines |

3. Bruto investicije v nova osnovna sredstva v podjetjih, družbah in organizacijah po namenu vlaganj, skupinah osnovnih sredstev in po dejavnostih, v katera se je investiralo, Slovenija, 2007 - načelo čistih dejavnosti (nadaljevanje)

 Gross investment of enterprises, companies and other organisation by purpose of investment, types of fixed assets and activities where investment was created, Slovenia, 2007 - kind of activity (new fixed assets) (continued)
 tisoč/thousand EUR

| Namen investicij | Skupaj Total | Namen vlaganj Purpose of investment | | | Skupine osnovnih sredstev Types of fixed asset | | | | neopred- metena osnovna sredstva intangible fixed assets | Purpose of investment |
|--|-----------------|---|---|---|---|---|--|--------------|--|-----------------------|
| | | nove zmogljivi- vosti new capa- cities | rekon- strukcije, posodo- bitev, doga- ditev enlarge- ment, reco- nstruc- tion, reno- vations | vzdrže- vanje na obsto- ječi ravni main- tenance of existing capacities | opredmetena osnovna sredstva tangible fixed assets | | | | | |
| | | | | | skupaj total | gradbeni objekti in izboljšav azemljišč construc- tion work and land impro- vement | stroji, oprema, prometna sredstva in gojena naravna sredstva machi- nery transport, other equi- pment and cultivated assets | | | |
| DK Pro.strojev in naprav | 155054 | 74741 | 70923 | 9391 | 155054 | 46766 | 103322 | 4966 | DK Mfr. of machinery and equipment nec. | |
| 29 Pro.strojev in naprav | 155054 | 74741 | 70923 | 9391 | 155054 | 46766 | 103322 | 4966 | 29 Mfr. of machinery and equipment nec. | |
| DL Pro.električne,optične opreme | 138098 | 66133 | 66413 | 5553 | 138098 | 40399 | 92808 | 4891 | DL Mfr. of electrical and optical equipment | |
| 30 Pro.pisarniških strojev,računalnikov | 2193 | 1158 | z | z | 2193 | 173 | 1137 | 883 | 30 Mfr. of office machinery and computers | |
| 31 Pro.el.strojev,naprav | 92310 | 44876 | 45447 | 1987 | 92310 | 28620 | 61557 | 2133 | 31 Mfr. of electric. machinery etc. nec. | |
| 32 Pro.RTV,komunikacijskih naprav,opreme | 21863 | 5483 | 14360 | 2020 | 21863 | 4657 | 16092 | 1114 | 32 Mfr. of radio, TV and equipment | |
| 33 Pro.medicin.,finomehan.,optič.instr | 21732 | 14615 | z | z | 21732 | 6948 | 14023 | 761 | 33 Mfr. of medical & precision instruments | |
| DM Pro.vozil in plovil | 148001 | 105923 | 41350 | 728 | 148001 | 20057 | 120201 | 7743 | DM Manufacture of transport equipment | |
| 34 Pro.mot.vozil,prikolic,polprikolic | 130171 | 97598 | z | z | 130171 | 11383 | 111492 | 7295 | 34 Mfr. of motor vehicle., trailers, etc. | |
| 35 Pro.dr.vozil,plovil | 17831 | 8324 | z | z | 17831 | 8674 | 8709 | 448 | 35 Mfr. of other transport equipment | |
| DN Pro.pohiš.dr.pred.dej.,reciklaža | 51570 | 16984 | 30635 | 3951 | 51570 | 12374 | 38657 | 539 | DN Manufacturing nec. | |
| 36 Pro.pohišta,dr.predelovalne dej | 35564 | 11688 | 20797 | 3078 | 35564 | 7903 | 27195 | 466 | 36 Mfr. of furniture; manufacturig nec. | |
| 37 Reciklaža | 16006 | 5296 | 9837 | 873 | 16006 | 4471 | 11461 | 73 | 37 Recycling | |
| E Oskrba z elektriko, plinom, vodo | 449093 | 212493 | 200967 | 35632 | 449093 | 223320 | 200664 | 25108 | E Electricity, gas and water supply | |
| 40 Oskrba z el.,plinom,paro,toplo vodo | 379828 | 179082 | 173344 | 27403 | 379828 | 167015 | 190365 | 22448 | 40 Electricity, gas, steam and hot water | |
| 41 Zbiranje,čiščenje,distribucija vode | 69264 | 33412 | 27623 | 8229 | 69264 | 56305 | 10299 | 2660 | 41 Colection, purification etc. of water | |
| F Gradbeništvo | 876925 | 654244 | 155799 | 66883 | 876925 | 713940 | 159214 | 3771 | F Construction | |
| 45 Gradbeništvo | 876925 | 654244 | 155799 | 66883 | 876925 | 713940 | 159214 | 3771 | 45 Construction | |
| G Trgovina; popravila mot.vozil | 493943 | 244451 | 219511 | 29981 | 493943 | 262419 | 220592 | 10933 | G Wholesale, retail; certain repair | |
| 50 Poprav.,trg.z mot.vozili,gorivi | 83939 | 31877 | 35138 | 16924 | 83939 | 39839 | 42628 | 1473 | 50 Sale, repair etc. motors; fuel | |
| 51 Posred.,trg.na debelo,brez vozil | 115430 | 66561 | 42535 | 6334 | 115430 | 55294 | 55407 | 4729 | 51 Wholesale, commision, not motors | |
| 52 Trg. na dr.brez mot. vozil;poprav. izd. | 294574 | 146013 | 141837 | 6723 | 294574 | 167286 | 122557 | 4731 | 52 Retail trade, not motors; repairs | |
| H Gostinstvo | 138780 | 85043 | 48368 | 5369 | 138780 | 98383 | 38503 | 1894 | H Hotels and restaurans | |
| 55 Gostinstvo | 138780 | 85043 | 48368 | 5369 | 138780 | 98383 | 38503 | 1894 | 55 Hotels and restaurans | |
| I Promet, skladiščenje, zveze | 724900 | 467183 | 205105 | 52612 | 724900 | 258926 | 436737 | 29237 | I Transport, storage and communication | |
| 60 Kopenski promet,cevovodni transp | 192789 | 97450 | 57774 | 37566 | 192789 | z | 174143 | z | 60 Land transport; pipelines transport | |
| 61 Vodni promet | 127 | z | z | z | 127 | 0 | 127 | 0 | 61 Water transport | |
| 62 Zračni promet | z | z | 0 | z | z | z | z | z | 62 Air transport | |
| 63 Pomožne prometne dejavnosti,turistične org. | z | 130232 | z | 9502 | z | 120602 | z | 1970 | 63 Supporting transport; travel agencies | |
| 64 Pošta in telekomunikacije | 307718 | 200218 | z | z | 307718 | 120841 | 161676 | 25201 | 64 Post and telecommunications | |
| J Finančno posredništvo | 216601 | 125867 | 69059 | 21675 | 216601 | 68026 | 131045 | 17530 | J Financial intermediation | |
| 65 Fin.posred.brez zavarovalništva, skladov | 192285 | 120583 | 51529 | 20174 | 192285 | 61995 | 118110 | 12181 | 65 Financial intermed., not insur., pens. fund. | |
| 66 Zavarovalništvo brez socialnega,skladi | 20183 | 3745 | 14986 | 1452 | 20183 | 4342 | 11264 | 4577 | 66 Insurance, pension not comp. soc. sec. | |
| 67 Pomožne dej.v fin.posred. | 4132 | 1539 | 2544 | 49 | 4132 | 1689 | 1671 | 772 | 67 Activities aux. to financial intermed. | |

3. Bruto investicije v nova osnovna sredstva v podjetjih, družbah in organizacijah po namenu vlaganj, skupinah osnovnih sredstev in po dejavnostih, v katera se je investiralo, Slovenija, 2007 - načelo čistih dejavnosti (nadaljevanje)

Gross investment of enterprises, companies and other organisation by purpose of investment, types of fixed assets and activities where investment was created, Slovenia, 2007 - kind of activity (new fixed assets) (continued) tisoč/thousand EUR

| Namen investicij | Skupaj Total | Namen vlaganj Purpose of investment | | | Skupine osnovnih sredstev Types of fixed asset | | | | Purpose of investment |
|---|-----------------|---|---|---|---|---|--|--|--|
| | | nove zmogljivi- vosti new capa- cities | rekon- strukcije, posodo- bitev, doga- ditev enlarge- ment, reco- nstruc- tion, reno- vations | vzdrže- vanje na obsto- ječi ravni main- tenance of existing capacities | opredmetena osnovna sredstva tangible fixed assets | | | neopred- metena osnovna sredstva intangible fixed assets | |
| | | | | | skupaj total | gradbeni objekti in izboljšava zemljišč construc- tion work and land impro- vement | stroji, oprema, prometna sredstva in gojena naravna sredstva machi- nery transpor- t, other equi- pment and cultivated assets | | |
| K Nepremičnine, najem, poslovne stor. | 270993 | 202356 | 56876 | 11761 | 270993 | 162995 | 97108 | 10891 | K Real estate, renting & business activities |
| 70 Poslovanje z nepremičninami | 118967 | 106461 | 10514 | 1992 | 118967 | 113760 | 4520 | 686 | 70 Real estate activities |
| 71 Dajanje strojev, opreme v najem | 30226 | 29518 | 640 | 68 | 30226 | z | 28591 | z | 71 Renting equipment without operator |
| 72 Obdelava pod., s tem povezane dej. | 23199 | 12589 | 6373 | 4237 | 23199 | 3560 | 15585 | 4054 | 72 Computer and related activities |
| 73 Raziskovanje in razvoj | 20210 | 9901 | 8624 | 1685 | 20210 | z | 14780 | z | 73 Research and development |
| 74 Druge poslovne dej. | 78391 | 43887 | 30726 | 3779 | 78391 | 39348 | 33632 | 5411 | 74 Other business activities |
| L Javna uprava, obramba, socialno zavarov. | 763551 | 173338 | 569016 | 21197 | 763551 | 515876 | 210197 | 37479 | L Public administ. & defence; comp. soc. sec. |
| 75 Javna uprava, obramba, socialno zavarov | 763551 | 173338 | 569016 | 21197 | 763551 | 515876 | 210197 | 37479 | 75 Public administ. & defence; comp. soc. sec. |
| M Izobraževanje | 177066 | 75112 | 79456 | 22498 | 177066 | 119765 | 55192 | 2109 | M Education |
| 80 Izobraževanje | 177066 | 75112 | 79456 | 22498 | 177066 | 119765 | 55192 | 2109 | 80 Education |
| N Zdravstvo, socialno varstvo | 113837 | 27819 | 59988 | 26031 | 113837 | 36639 | 73577 | 3621 | N Health and social work |
| 85 Zdravstvo, socialno varstvo | 113837 | 27819 | 59988 | 26031 | 113837 | 36639 | 73577 | 3621 | 85 Health and social work |
| O Dr. javne, skupne in osebne stor. | 287485 | 177724 | 97346 | 12416 | 287485 | 184093 | 96007 | 7385 | O Other social and personal services |
| 90 Dej. javne higiene | 125456 | 78754 | 42600 | 4101 | 125456 | 103560 | 19463 | 2434 | 90 Refuse disposal, sanitation, etc. |
| 91 Dej. združenj, organizacij | 1422 | 607 | 443 | 371 | 1422 | 407 | 803 | 212 | 91 Membership organisation nec. |
| 92 Rekreatijske, kult., športne dej. | 152310 | 94265 | 50864 | 7180 | 152310 | 75645 | 72032 | 4633 | 92 Recreational, cultural & sport. activities |
| 93 Dr. storitvene dej. | 8298 | 4098 | 3438 | 762 | 8298 | 4482 | 3710 | 106 | 93 Other service activities |

STATISTIČNA ZNAMENJA

z podatek zaradi varovanja zaupnosti ni objavljen

STATISTICAL SIGNS

z data not published because of confidentiality

METODOLOŠKA POJASNILA

Namen statističnega raziskovanja

Na podlagi statističnega raziskovanja o investicijah v osnovna sredstva zbiramo podatke o dejanskih bruto investicijah v osnovna sredstva in njihovih virih pri neposrednih investitorjih, to je družbah, podjetjih in organizacijah. Ocena bruto investicij (bruto investicije v osnovna sredstva, spremembe zalog in vrednostni predmeti) je ena od postavk (poleg končne potrošnje in salda menjave s tujino) za izračun bruto domačega proizvoda po izdatkovni metodi, podatki pa se uporabljajo tudi za spremljanje investicijske dejavnosti v statistiki o poslovanju podjetij (strukturna statistika podjetij).

METHODOLOGICAL EXPLANATIONS

Purpose of the statistical survey

With the statistical survey on gross investments we collect data on actual gross investments and payment for them from direct investors, i.e. companies, enterprises and organisations. The estimate of gross capital formation (gross investments, changes in stocks and valuables) is one of the items (beside final consumption and external trade balance) for the calculation of the gross domestic product according to the expenditure approach. The data are also used for monitoring of investments in structural business statistics.



Enote opazovanja

Enote statističnega opazovanja so družbe, podjetja in organizacije, ki so registrirani za opravljanje dejavnosti na ozemlju Republike Slovenije.

Vir

Vir podatkov o bruto investicijah je Letno statistično raziskovanje o investicijah v osnovna sredstva (vprašalnik - INV-1).

Zajetje

V raziskovanje o investicijah za leti 2006 in 2007 smo zajeli vse tiste poročevalske enote, ki so imele vsaj 20 zaposlenih (tj. 20 in več). Njihova odzivnost je bila v letu 2006 90-odstotna, v letu 2007 pa 91-odstotna, za manjkajoče odgovore (neodgovore) pa smo izvedli preračun na celotno populacijo z razmernostno cenilko, in sicer tako, da smo uporabili bazo podatkov o davku na dodano vrednost Davčne uprave Republike Slovenije oz. število zaposlenih.

Način zbiranja podatkov

Podatke zbiramo z vprašalnikom INV-1 pri družbah, podjetjih in organizacijah, ki so nam dolžni sporočiti zahtevane podatke na podlagi Zakona o državni statistiki (Uradni list RS, št. 45/95 in 9/01), in sicer vnesejo v vprašalnik podatke za preteklo leto.

Prikaz podatkov

Podatke o investicijah prikazujemo v tabeli po posameznih skupinah osnovnih sredstev po metodologiji Evropski sistem računov, 1995 (ESR 1995), in sicer podatke o nakupih novih in rabljenih osnovnih sredstev ter o njihovih prodajah. Poročevalske enote, ki nam sporočajo podatke o investicijah, lahko svoja obstoječa osnovna sredstva (npr. avtomobil) prodajo drugi pravni osebi ali tudi gospodinjstvom kot trajno dobrino (ta s tem izgubi funkcijo osnovnega sredstva). Tako so vrednosti prodaj v določenih postavkah večje od vrednosti nakupov rabljenih osnovnih sredstev, zato prikaz investicij na ta način po posameznih dejavnostih ni smiseln.

Podatki so urejeni po dveh načelih:

- po organizacijskem načelu: podatki so razvrščeni po pretežni dejavnosti investitorja (ta je določena z vpisom v Statistični poslovni register, ki ga vodi Statistični urad Republike Slovenije) in teritorialno (po sedežu investitorja);
- po načelu čistih dejavnosti: podatki so urejeni po dejavnostih enot v sestavi v okviru organizacij, ki so jim investicije namenjene, teritorialno pa po lokaciji objekta.

Definicije

Vrednost investicij v osnovna sredstva obsega:

- nakupe osnovnih sredstev v tekočem oz. poročevalskem letu;
- posodobitve, rekonstrukcije in prenove že obstoječih osnovnih sredstev;
- lastno izgradnjo in pridobitev (brez plačila) osnovnih sredstev;
- nabavno vrednost osnovnih sredstev v finančnem najemu (lizing);
- naložbeno nepremičnino, če je razvidno, da bo ta prinašala gospodarske koristi v obliki najemnin oz. povečanje vrednosti, in če je njeno nabavno vrednost mogoče izmeriti.

Osnovna sredstva (nova in rabljena) se vrednotijo po nabavni vrednosti; ta sestoji iz nakupne cene, povečane za morebitne davke (npr. DDV), stroške prevzema in druge neposredne stroške (npr. stroški transporta, montaže ipd.).

Observation units

Observation units are companies, enterprises and organisations registered for performing their activities in the Republic of Slovenia.

Source

The source of data on gross capital formation is the Annual Statistical Survey on Gross Investments (INV-1 questionnaire).

Coverage

Data on gross investment for 2005 and 2006 were collected from all reporting units with 20 or more employees. Their response rate was 90% in 2006 and 91% in 2007. For non-response, we performed recalculation to the total population with the ratio estimator, using the value added tax database of the Tax Authority or the number of employees.

Method of data collection

Data on gross investment are collected with the INV-1 questionnaire, which has to be completed by companies, enterprises and organisations with data for the previous year on the basis of the National Statistics Act (OJ RS, No. 45/95 and 9/01).

Data presentation

Tables show gross investment by individual groups of fixed assets according to the European System of Accounts 1995 (ESA95) methodology, i.e. purchase and sale of new and existing assets. Units reporting on capital formation can sell their fixed assets not only to other legal persons but also to households as durable goods, e.g. cars, which thus lose the function of a fixed asset. Thus in individual items sale exceeds purchase of existing fixed assets, so it is not reasonable to present capital formation in this way by individual activities.

Data in tables are shown according to two principles:

- organisational principle: data are classified by the predominant activity of the investor, which is defined with registration into the Statistical Business Register kept by the Statistical Office of the Republic of Slovenia, and territorially by the location of the investor,
- kind of activity principle: data are classified by activities of constituent units of organisations for which capital formation is in fact intended and territorially by the location of the facility.

Definitions

Value of gross investment is:

- purchase of fixed assets in the current or reporting year;
- modernisation, reconstruction and renovation of existing fixed assets;
- own formation of fixed assets and gratis fixed assets;
- purchase value of fixed assets in financial leasing;
- real estate as an investment asset if it contributes to economic benefits in the sum of rents or it expresses the enlargement of the value; and if it is possible to measure the purchase value.

Fixed assets (new and existing) are valued at purchase value, which is composed of purchase price plus eventual taxes (e.g. VAT), costs of delivery and other direct costs (e.g. transport, assembly, etc.).



Osnovna sredstva

To so **proizvedena sredstva**, ki se uporabljajo v proizvodnem postopku več kot eno leto, in sicer ponavljajoče oz. nepretrgoma.

Osnovna sredstva se v skladu z ESR 1995 in slovenskimi računskimi standardi delijo v dve veliki skupini:

- **opredmetena osnovna sredstva** (gradbeni objekti – stanovanjske in nestanovanjske stavbe ter gradbeni inženirski objekti – in izboljšava zemljišč; stroji, oprema in prometna sredstva ter gojena naravna sredstva oz. večletni nasadi in osnovna čreda) in
- **neopredmetena osnovna sredstva** (študije, projekti in raziskovalna dela; programska oprema; zabava in izvorniki oz. originali na področju filma, glasbe ipd.).

Nakupov zemljišč od leta 1996 ne štejemo več za investicijo v osnovna sredstva.

V vrednosti **gradbenih del** upoštevamo tudi vrednost opreme, ki je vgrajena v gradbene objekte, v vrednost **opreme** pa so zajeti tudi stroški montaže, transporta in zavarovanja.

Viri za financiranje investicij

To so vsi viri oz. izdatki, ki so potrebni za financiranje investicij v nova in rabljena osnovna sredstva in se lahko pridobijo: iz lastnih sredstev (tudi realizacija v lastni režiji), iz združenih sredstev, iz finančnih sredstev (kreditni in finančni najem), iz sredstev posebnih namenskih skladov iz Slovenije in Evropske unije ter pridobitev osnovnih sredstev brez nadomestil oz. brezplačno.

Bruto investicije v nove zmogljivosti so vlaganja za ustanavljanje novih samostojnih podjetij, organizacij in obratov ter graditev prometnih poti, ki jih prej ni bilo ali pa so imele drugačen namen kot na novo zgrajene.

Bruto investicije za razširitev, rekonstrukcijo in posodobitev so vlaganja v obstoječe zmogljivosti zaradi povečanega obsega proizvodnje ali storitev ali zaradi spremembe tehnologije in tehnike proizvodnje; zajemajo tudi preureditev že obstoječih objektov, opreme in naprav ter tudi graditev ali nabavo novih osnovnih sredstev v sklopu že obstoječe organizacijsko samostojne delovne enote.

Bruto investicije za vzdrževanje obstoječih zmogljivosti na enaki ravni so vlaganja zaradi zamenjave, intenzifikacije in racionalizacije proizvodnje, ne da bi širili razpoložljive zmogljivosti ali bistveno spreminjali sedanjo tehnologijo ali tehniko proizvodnje.

Opomba: Zaradi zaokroževanja na tisoč EUR se vsota vrednosti v vrsticah oz. stolpcih v tabelah ne ujema povsem s skupno vrednostjo.

Fixed assets

are **produced assets** that are used continuously in the production process for more than a year.

In accordance with ESA-95 and Slovenian accounting standards, fixed assets are divided into two large groups – i.e. tangible and intangible fixed assets:

- **tangible fixed assets** include construction work, land improvement, machinery, transport and other equipment, orchard development and breeding stock, whereas
- **intangible fixed assets** include studies, projects and research work; software and entertainment and originals in the field of literature, film, music, etc.

Since 1996 purchase of land has not been part of fixed capital formation.

Construction work also includes the value of equipment built in the buildings. The value of **equipment** includes costs of assembly, transport and insurance.

Sources of financing capital formation

These are all sources or expenditure necessary for financing fixed capital formation for new and existing fixed assets. They are divided into own financial assets, joint assets, financial credits, assets of funds from Slovenia and the European Union and acquisition without compensation.

Gross investment in new capacities is investment in creating new enterprises, organisations and units; construction of roads, etc., which previously did not exist or their purpose has been changed.

Gross investment for enlargement, reconstruction and renovation is investment in existing capacities because of increased volume of production or services, or because of the change of technology. It also covers reorganisation of existing buildings and equipment, and construction or purchase of new fixed assets within the scope of an existing organisationally independent unit.

Gross investment for maintenance of existing capacities at the same level is investment due to replacement, intensification and rationalisation of production, but without expanding the existing capacities or fundamentally changing the present technology.

Note: In some tables the total in the rows and columns does not correspond to the total value due to rounding to thousand EUR.

Sestavila / Prepared by: Božidara Benedik

Izdaja, založba in tisk Statistični urad Republike Slovenije, Ljubljana, Vožarski pot 12 - **Uporaba in objava podatkov dovoljena le z navedbo vira** - Odgovarja generalna direktorica mag. Irena Krizman - Urednica zbirke Statistične informacije Marina Urbas - Urednica podzbirke Nataša Gorjan - Slovensko besedilo jezikovno uredila Ivanka Zobec - Angleško besedilo jezikovno uredil Boris Panič - Naklada 45 izvodov - ISSN zbirke Statistične informacije 1408-192X - ISSN podzbirke Poslovni subjekti 1580-1829 - Informacije daje Informacijsko središče, tel.: (01) 241 51 04 - El. pošta: info.stat@gov.si - http://www.stat.si.

Edited, published and printed by the Statistical Office of the Republic of Slovenia, Ljubljana, Vožarski pot 12 - **These data can be used provided the source is acknowledged** - Director-General Irena Krizman - Rapid Reports editor Marina Urbas - Subject-matter editor Nataša Gorjan - Slovene language editor Ivanka Zobec - English language editor Boris Panič - Total print run 45 copies - ISSN of Rapid Reports 1408-192X - ISSN of subcollection Business entities 1580-1829 - Information is given by the Information Centre of the Statistical Office of the Republic of Slovenia, tel.: +386 1 241 51 04 - E-mail: info.stat@gov.si - http://www.stat.si.