



REPUBLIKA SLOVENIJA



STATISTIČNI URAD REPUBLIKE SLOVENIJE  
STATISTICAL OFFICE OF THE REPUBLIC OF SLOVENIA



[www.stat.si](http://www.stat.si)

# **Slovenia's Population is Ageing - New Solidarity Relations between Generations are Needed**

Ljubljana, November 2008



## INTRODUCTORY WORDS

At the international, national and regional levels the issues on the future image of the Slovenian area and possibilities of survival are not only topical, but are becoming increasingly pressing. Different concepts of the current and also future development must consider problems and demands of individual groups of population and the needs of individual areas, both completing and not excluding each other.

Similarly to many areas of human activities, the area of demographic developments or movements is facing extreme situations and with them connected problems and consequences worldwide and in Slovenia. In the following ten years, the size, age-gender structure and regional distribution of the European and Slovenian population depend upon fertility, mortality and mobility. These factors, which influence the size and structure of a population and are co-dependent and at the same time under a powerful impact of social and economic factors in the environment, have in recent years, due to low fertility and prolongation of life expectancy, increasingly contributed to the accelerated ageing of population.

In the modern world of significant technological advances and relatively quickly changing population patterns as well as growing international competition, the true wealth of every nation are its people. Therefore the real purpose of development is to create an environment which enables people to enjoy a long, healthy and creative life. This simple but powerful truth is nowadays very often forgotten by people who are in pursuit of material and financial wealth.

The European Union, the biggest economy on the world, has set broader goals for the new millennium, leading to sustainable growth, social justice and improved health and welfare of citizens. By shaping policies and incentives the EU tries to establish the right balance between the two aspects: to remain competitive in the global economy and to respect the need for work and life of dignity for all people.

For this reason, as well, the European Commission issued the revised Lisbon Strategy which places increased emphasis on economic growth and the creation of jobs; by modernizing the labour market it wishes to help people seize the opportunities offered by a more global economy. The European Union is aware that these opportunities must not be restricted to a privileged few, therefore a new Social Agenda which goes hand in hand with the revised Lisbon Strategy was prepared and it focuses on ensuring that the benefits of the EU's growth and jobs drive reach everybody in society. It aims to equip people to adapt to social changes while protecting the most vulnerable members of society. The new agenda calls for partnerships between public authorities at local regional and national levels, employer and worker representatives and NGOs. The agenda also calls for an intergenerational partnership – one that recognises the diverse needs of different generations in a rapidly ageing society, with a particular emphasis on the opportunities for young people. Europe has to consider the impact that the ageing of population has on its social protection systems – pensions, healthcare, long-term care – and on employment policies. We should invest in professional knowledge and improve the quality of work in a way that the elderly workers would not have to take an early retirement. Without these changes ageing can become a great "burden" for the young generations.

Besides, Europe has to promote an inclusive society. We should continue to prevent all forms of discrimination – on grounds of race or ethnicity, disability, age, sexual orientation ... Because each EU Member State has got its own domestic policy of employment and social affairs, the principle of "subsidiarity", underlined in the Maastricht Treaty, prevents the European Union from acting freely in certain important matters, since social affairs and health policy are the responsibility of Member States at the national level.

Prolonged life expectancy, which is a phenomenon known to developed countries, should be understood as a positive trend opening up new perspectives for young people and not only a projection of new "burdens" and "difficulties". The majority of elderly people are able to lead their lives in an independent way which is in principle no more dependent on others than the life of younger people is, furthermore they are able to draw from their experience and thus convey a lot to and help the young.

»The Green Paper of the EU Council – Confronting demographic change: a new solidarity between the generations« published in 2005 has established that Europe is facing demographic changes unprecedented in their size and weight and caused the EU Member States to embark on solving the problem. The mentioned document states four key points that have to be solved in order to ensure harmonious development and the preservation of the European population:

- 1) to return to demographic growth,
- 2) to improve effective integration of young people,
- 3) to ensure a not too early exclusion of the middle and third generation from labour division in the society and
- 4) to manage the progressing increase in the number of the oldest people and the inability of the modern family to care for them.

Authors of the Deloitte study entitled "*Serving the Ageing Citizen*" are of the opinion that in 2011 the first powerful wave of the 'baby boom' generation (persons, born in the decade that followed World War II) will have reached the age of retirement. For the majority of world countries, a new era will begin at the time, because they will be obliged to revise the services for their citizens and strategies for financing public services, since the ratio between the active population and children and the elderly (65+), the dependency ratio, will turn more in favour of the elderly.

The potential effects of an ageing society on government programmes for social security and health insurance are coming on the agenda, since the demand for services for the elderly is increasing, while the reduced number of school children will be reflected in a decreased need for education and services for youth and children in some countries. These and similar demographic changes will urge countries to seek for more appropriate solutions as to how to perform the requested services in a most efficient way (considering the benefits for the elderly as well as for the young generation) and how to provide optimum funding. Most probably, the tax system will have to be modernized, the average retirement age will have to be raised, etc.

Growth in the size of population groups of the elderly /65+/ presents every country with demanding tasks in numerous areas. Besides employment there is also the area of preserving the possibilities and developing the present formal ways of assistance for the elderly and at the same time an organized approach for developing new forms. In the past years, the Government of the Republic of Slovenia adopted several documents establishing a framework for developments in this area. Among the key documents there belongs the Strategy of care for the elderly till 2010 adopted in September 2006 and entitled: SOLIDARITY, LIVING TOGETHER AND QUALITY AGEING OF THE POPULATION, which is an answer of the Republic of Slovenia to the consequences brought by an increasing share of older population in our society. In order to monitor how the strategy objectives are achieved and the implementation of the harmonized policies, the Government of the Republic of Slovenia established the Council for solidarity between generations and quality ageing of population in Slovenia, where representatives of service providers and programmes for the elderly take part as well as representatives of the science-research field, representatives of non-governmental organizations and representatives of all government sectors.

»Society for all ages« was the motto of the International Year of the Elderly, as 1999 was entitled by the United Nations General Assembly which, by dedicating that year to

the elderly, wanted to draw the attention of authorities in countries to the importance and consequences of the »demographic revolution«.

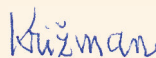
Demographic changes that are shaping a new society are going to intensify after 2010 (decreasing number of young people /0–14 years/ and adults /15–64 years/ and an increasing number of »ageing workers«, pensioners /65+/ and old people /80+/). To manage these changes in an appropriate manner, everybody taking part in the society of today and tomorrow will have to participate in developing new forms of solidarity between generations with mutual support and transfer of knowledge and experience. Demographic changes and the ageing of population, where Slovenia is no exception, are thus reminding us to increase and accelerate the scope and dynamics of the necessary changes relating to the care for the young /0–14 years/ and the elderly /65+/.

### **New publication of the Statistical Office of the Republic of Slovenia**

To better understand the situation Slovenia is about to face due to population ageing is the purpose of the present brochure. It gives a brief insight into some areas of population development in the country in comparison to the situation in the EU-27 Member States, since the population in various countries, for a fact, does not age with equal intensity.

The purpose of this brochure is to illustrate, with the help of certain indicators, individual relations between generations in the country and in this way to stress the need for a good strategy on active ageing of the population in Slovenia. A good strategy of active ageing provides for quality ageing in the society as well as an intergenerational solidarity relationship that increases in its quality. At present, when life expectancy is expanding and the number of elderly men and women is increasing, age can no longer be perceived solely as the stage when vitality is reduced. Across Europe, age is considered as an opportunity and elderly people are seen as hidden treasures of knowledge and experience, concealed human resources. Therefore, age is an issue of agreement in the society. Sociologists believe that age is a consciously composed formation and reflects social circumstances in a given society and the situation of an elderly person depends upon these social circumstances.

In Slovenia, discussions on population ageing are often focused on its financial consequences and the related intergenerational conflicts, however, wider and positive implications of the process need also be put forward. Ageing of the society is by far not a negative trend, indicating that people live longer than in the past, which is good and (can) contribute to the well-being and quality of life. In order to make this possible, people in old age have to have the possibility of a decent life and to choose their own lifestyle most suitable for them. However, it is true that the quality of life of the elderly and the old and oldest people does not depend solely upon the functioning of the pension and health systems, but upon possibilities of long-term care, possibilities and incentives for a »prolonged« activity and education, appropriate working conditions and, most importantly, upon the attitude of the society towards older people and old age, which is crucial for their social inclusion. From this reason and observing the situation in the developed neighbouring countries and the EU-27, Slovenia has to focus its efforts on the importance of quality ageing and solidarity between generations (intergenerational solidarity), thus answering the challenges and issues brought along by longevity society and the ageing process.



Mag. Irena Krizman  
Director-General

Issued by the Statistical Office of the Republic of Slovenia, Ljubljana, Vožarski pot 12 – **Use and publication of data permitted provided the source is acknowledged** – Director-General Irena Križman – Prepared and Edited by Petronela Vertot – Revised by Marina Urbas – Translated by Panteon College Maribor - Designed by Dušan Weiss and Ada Poklač.

---

CIP - Kataložni zapis o publikaciji  
Narodna in univerzitetna knjižnica, Ljubljana

314(497.4)

VERTOT, Nelka

Slovenia's population is ageing - new solidarity relations between generations are needed / [prepared Petronela Vertot ; translated by Panteon College Maribor]. - Ljubljana : Statistični urad Republike Slovenije = Statistical office of the Republic of Slovenia, 2008

ISBN 978-961-239-167-6

1. Gl. stv. nasl.

242124288

---



## CONTENTS

<b>THE WORLD POPULATION IS AGEING RAPIDLY .....</b>	<b>9</b>
<b>POPULATION PROJECTIONS .....</b>	<b>15</b>
Projections of the shares of population aged 15-64, Slovenia and the EU, 2008–2060 .....	15
Projections of the shares of population aged 65+, Slovenia and the EU, 2008–2060 .....	16
Shares of population and projections of population shares by age, Slovenia, 2008 and 2060 .....	17
Population projections for Slovenia, 2008-2060, Eurostat, EUROPOP2008, convergence scenario .....	18
Shares of population by projections of population by age, EU-27 Member States, 2008 and 2060 .....	19
<b>POPULATION STRUCTURE BY AGE .....</b>	<b>20</b>
Population by age groups, EU-27 Member States, Iceland, Norway and Switzerland, 2006 .....	20
Number of men per 100 women, EU-27 Member States, Iceland, Norway and Switzerland, 2006 .....	21
Shares of population by major age groups, Slovenia, censuses 1948-2002 .....	22
Population by major age groups, Slovenia, censuses 1948-2002 .....	22
Shares of population by major age groups, Slovenia, censuses 1948-2002 and population projections EUROPOP2008, 2008–2060 .....	24
Age structure of the Slovenia's population, 31 December 2007 .....	24
Mean age of the population by gender, Slovenia, censuses 1948-2002 and population projections EUROPOP2008, 2008–2060 .....	26
Mean age of the population by gender, Slovenia, censuses 1948-2002 and population projections EUROPOP2008, 2008–2060 .....	27
Shares of population aged 0-14 years, EU-27 Member States, Iceland, Norway and Switzerland, 2007 .....	28
Share of population aged 65+, EU-27 Member States, Iceland, Norway and Switzerland, 2007 .....	29
The old-age dependency ratio, EU-27 Member States, Iceland, Norway and Switzerland, 2007 .....	30

<b>LABOUR MARKET – EMPLOYMENT OF THE ELDERLY .....</b>	<b>31</b>
Employment of people aged 55-64 by gender, EU-27 Member States, Norway and Switzerland, 2007 .....	31
Activity rate (according to the Labour Force Survey) in percentages, EU-27 Member States, 2006 .....	32
Mean age of persons at retirement by gender, EU-27 Member States, Norway and Switzerland, 2006 .....	33
Shares of persons in employment by gender and selected age groups (15–19 years and 65+), Slovenia, 1993 and 2006 .....	34
The age dependency ratio of »the young« and »the old« from the persons aged 15–64 by the place of residence, Slovenia, censuses 1991 and 2002 .....	35
<b>THE OLDEST POPULATION (80+) .....</b>	<b>36</b>
Population aged 80+ as a share of population aged 65+, EU-27 Member States, Iceland, Norway and Switzerland, 2006 .....	36
Population aged 80+ as a share of population aged 65+ by gender, EU-27 Member States, Iceland, Norway and Switzerland, 2006 .....	36
Population aged 80+ as a share of population aged 65+ by gender, Slovenia, censuses 1948–2002 and population projections EUROPOP2008, 2008–2060 .....	37
<b>LIFE EXPECTANCY AT BIRTH AND AT THE AGE OF 65 .....</b>	<b>38</b>
Life expectancy at birth by gender, EU-27 Member States, Norway and Switzerland, 2005/06 .....	38
Life expectancy at the age of 65 by gender, EU-27 Member States, Iceland, Norway and Switzerland, 2005/06 .....	39
Life expectancy at birth by gender, Slovenia, 1960/61 and 1993/94–2005/06 .....	41
<b>FERTILITY .....</b>	<b>42</b>
Total fertility rate (number of live-born children per woman in reproductive age), EU-27 Member States, Norway and Switzerland, 2006 .....	42
Mean age of mother at childbirth, EU-27 Member States, Norway and Switzerland, 2006 .....	43
Mean age of mother at childbirth, Slovenia, selected years .....	43
<b>MARITAL STATUS OF PERSONS AGED 50+ .....</b>	<b>45</b>
Population of Slovenia aged 50+ by marital status, Census 2002 .....	45
Population of Slovenia aged 50+ by marital status, Census 2002 .....	45
<b>PERSONS AGED 65+ BY THE TYPE OF HOUSEHOLD THEY LIVE IN .....</b>	<b>46</b>
Persons aged 65+ who live in collective households by gender, Slovenia, Census 2002 .....	46
Persons aged 65+ who live alone (in private households) by gender, Slovenia, Census 2002 .....	46
Persons aged 65+ who live in households with two members or more by gender, Slovenia, Census 2002 .....	47



<b>PENSIONERS AND PENSIONS .....</b>	<b>48</b>
Average number of pensioners and the insured persons of pension and disability insurance, Slovenia, 1992-2007 .....	49
Number of pension beneficiaries by types of pensions (old-age, disability, family and farmers), Slovenia, 2000 and 2007 .....	49
Average completed retirement period of pensioners and mean age at retirement of old-age pensioners by gender, Slovenia, 2000-2007 .....	50
The period during which the female and male pensioners receive their pension or the period from retirement till death, Slovenia, 2000-2007 .....	51
Ratio between the number of insured persons of pension and disability insurance and the number of pensioners, Slovenia, 1992-2007 .....	52
<b>BENEFICIARIES AND USERS OF DIFFERENT TYPES OF ASSISTANCE .....</b>	<b>53</b>
Share of assistance and attendance allowance beneficiaries by age groups, Slovenia, December 2001, 2006 and 2007 .....	53
Number of assistance and attendance allowance beneficiaries (65+) by gender, Slovenia, December 2001, December 2006 and December 2007 .....	54
Average number of beneficiaries to pension support, disability allowances for physical handicap, assistance and attendance allowance and partial widow's pension, Slovenia, 2000-2007 .....	54
Share of persons aged 65+ using help at home, statistical regions, Slovenia, 2006 and 2007 .....	55
Help at home by types of help, statistical regions, Slovenia, 2007 .....	56
Persons aged 65+ living in old people's homes, Slovenia, 1997 and 2007 .....	57
Persons living in old people's homes by age groups and gender, Slovenia, 2007 .....	58
Persons living in old people's homes, Slovenia, 1997, 2000, 2003 and 2006 .....	59
Old people's homes, number of persons living in them and number of rejected applications, Slovenia, 1997, 2000, 2003 and 2006 .....	60
<b>HEALTH CONDITION OF THE ELDERLY .....</b>	<b>61</b>
General health condition of a person according to the age group he/she belongs to, Slovenia, 2006 .....	61
General health condition of a person according to the age group he/she belongs to, Slovenia, 2006 .....	62
General health condition of a person according to his/her current activity status, Slovenia, 2006 .....	63
Hospitalization level due to disease by age groups and gender, Slovenia, 2006 .....	64
<b>SELECTED DATA BY STATISTICAL REGIONS .....</b>	<b>65</b>
Population shares by statistical regions, Slovenia, censuses 1961-2002 .....	65
Shares of persons aged 0-14, statistical regions, Slovenia, censuses 1981-2002 .....	65
Shares of persons aged 65+, statistical regions, Slovenia, censuses 1981-2002 .....	66
Share of persons in employment aged 15-64, statistical regions, Slovenia, censuses 1981-2002 .....	67
Mean age of the population, statistical regions, Slovenia, census 1961 (in the descending order) .....	68



Mean age of the population, statistical regions, Slovenia, census 2002 (in the descending order) .....	68
Ageing index, statistical regions, Slovenia, censuses 1981-2002 .....	69
Hospitalization level of people aged 65+ due to disease (per 1000 population) by gender, statistical regions, Slovenia, 2006 .....	69
<b>DEFINITIONS AND EXPLANATIONS OF SOME BASIC CONCEPTS AND ABBREVIATIONS USED .....</b>	<b>70</b>
<b>LIST OF USED ABBREVIATIONS FOR STATISTICAL REGIONS OF SLOVENIA .....</b>	<b>71</b>
<b>LIST OF COUNTRIES: NAMES AND ABBREVIATIONS (ISO 3166).....</b>	<b>71</b>
<b>HOW TO OBTAIN STATISTICAL DATA AND INFORMATION? .....</b>	<b>72</b>

## THE WORLD POPULATION IS AGEING RAPIDLY

People were rarely in the past so interested in demographic changes in their country and across the world as they are today, in the first years of the new millennium. The world's attention is concentrated on the more or less vivid concern of us all as to how the major parts of economic resources of our planet will be divided in the oncoming millennium. The smaller nations, among which the Slovenian, are (in view of the consequences of the past and present demographic developments in the country) raising the question: "Will we be able to survive as a nation?"

»Tomorrow is closer that you think«, was in 2001 written by a well-known economist Peter Drucker who pointed out that the next society will differ from today, and that preparations are required due to the rapid growth in the older population and the rapid shrinking of the younger generation, which means that in another 25 years people would have to keep working until their mid-70s, health permitting. What has not yet sunk in is that a growing number of older people — say those over 50 — will not keep on working as traditional full-time nine-to-five employees, but will participate in the labour force in many new and different ways: as temporaries, as part-timers, as consultants, on special assignments and so on. Very quickly, new ways of working with people at arm's length will increasingly become the central managerial issue of employing organisations, and not just of businesses.

The shrinking of the younger population will cause an even greater upheaval, if only because nothing like this has happened since the dying centuries of the Roman empire. In every single developed country, but also in China and Brazil, the birth rate is now well below the replacement rate of 2.2 live births per woman of reproductive age. Politically, this means that immigration /especially of workers/ will become an important — and highly divisive — issue in all rich countries. It will cut across all traditional political alignments. Economically, the decline in the young population will change markets in fundamental ways. The homogeneous mass market that emerged in all rich countries after World War II has been youth-determined from the start. It will now become middle-age-determined, or perhaps more likely it will split into two: a middle-age-determined mass market and a much smaller youth-determined one. And because the supply of young people will shrink, creating new employment patterns attract and hold the growing number of older people (especially older educated people) will become increasingly important.

During the last few years, the world population has been continuing on the path from high to low rates of fertility and mortality. In the centre of attention concerning this shift is the growing size of older population. In the history of our civilization, such rapid, extensive and simultaneous growth in the share of elderly population and the simultaneous reduction in the share of young population worldwide are unprecedented. The continuing increase in the share of elderly people (aged 60+, 65+, 70+ and even 75+) is accompanied by a reduction in the share of the young (aged 15 and less), and according to UNO the demographic revolution is projected to continue in this century. Population in developed countries is mostly old, the trend is also present in the developing countries which may be at the centre of the demographic shift, but the ratios between the

number of children (aged 0-14), size of working age population (aged 15-64) and the number of older people (aged 60+) are changing rapidly. Therefore consequences of the general ageing of population are given special attention in developed countries as well as in developing countries.

In 2001, the Population Division within the United Nations Organization published three volumes entitled: "World Population Prospects: The 2000 Revision" with new data on world population projections. World population reached 6.1 billion in mid-2000 and is currently growing at an annual rate of 1.2%. By 2050, world population is expected to be between 7.9 billion (low variant) and 10.9 billion (high variant). The medium variant of these projections is that at the time the world will be populated by 9.3 billion people.

United Nations Population Division has a long tradition of studying population ageing as well as estimating and forecasting the future older populations and testing hypotheses on expected consequences of population ageing. From the underlying report by the division on population ageing from 1956, focused on population ageing in developed countries, to the first population map on population ageing published in 1999, the Division tried to find a way to present the population ageing process so as to attract the attention of the entire international community.

The finding that the economic and social influences of population ageing are an opportunity and challenge for all societies was stated in conclusions of the International Conference on Population and Development in 1994. In order to proceed with the implementation of the Action Programme of the International Conference adopted by the General Assembly on its twenty-first session on 2 July 1999, it is of key importance that in the coming decades all the societies draw their attention immediately to the typical consequences of population ageing.

## ELOQUENT FACTS:

- The increasing share of elderly population in the population of countries comes as a consequence of a demographic shift from high to low fertility and mortality rates. According to estimates, by 2050 the number of the older people will have exceeded the number of younger people for the first time in history. Additionally, after 1998 the historic shift (in relative shares of the older and young populations) already took place in many developed countries worldwide<sup>1</sup>. One person out of ten is already aged 60 or more; by 2050 this age will have been reached by one person out of five and by 2150 one person out of three. The majority of elderly persons live in Asia, 54%, followed by Europe with 22.4%.
- The ageing of population is a vast, global phenomenon encompassing all people: men, women and children. The constant increase in older age groups in populations of individual countries (both: in absolute shares and in ratios with the group of working age population), has a direct influence on relations between and within generations from the perspective of justice and solidarity, supported by all societies.

<sup>1</sup> The Ageing of Populations and its Economic and Social Implications, Population Studies, No. 26 (United Nations publication, Sales No. 1956.XIII.6); and Population Ageing 1999 (United Nations publication, Sales No. E.99.XIII.11).

- The ageing of population is an extremity with considerable consequences for the entire population, since it is closely connected to all major events in the life of an individual. Economically, the ageing of population is going to have a major impact on economic growth, the amount of savings, investments and consumption, and on the relations on the labour market, functioning of pension funds, taxes and intergenerational transfers. In the social field of human life, the ageing of population is and will be influencing considerably the health status of the society and the care for health of the population, structure of families and other forms of human co-existence, construction of housing and migration of population. Politically, ageing of population will influence election modules and the participation of individual age groups of population in governmental and other political bodies.
- It is almost impossible to reverse the trend of the growing share of the elderly (because the growth in the share of young population has recently been gradually decreasing) and a significant change in this area is almost certainly not going to happen in the future.
- The ageing of population is a long-term process. In the 20th century the increase in the share of older population continued and population experts expect the trend to persist in the entire 21st century. In 1950, there was 8% of older population, in 2000 10%, and according to projections their share will have been 21.8% by 2050<sup>2</sup>.
- At the beginning of the 20th century there were 600 million elderly people in the world, which is three times more than the size of the age group fifty years earlier. In the middle of the 21st century, according to projections there will be nearly 2 billion elderly people, which is again three times more than fifty years earlier.
- Across the globe, the age group of the elderly grows by 2% each year, which is a much higher growth than that of the entire population. According to projections, in the next 25 years this age group will be increasing with greater pace than other age groups does nowadays (according to the UNO estimates, the growth rate of population aged 60+ will have reached 2.8% annually during the 2025-2030 period. Such rapid growth will require appropriate far-reaching economic and social adjustments in the majority of countries<sup>3</sup>.
- Among the major world regions, there are characteristic differences in sizes and shares of the older population. In more developed regions nearly a fifth of the population was aged 60+ in 2000. Estimations are that in the first half of the 21st century (by 2050) the share of population aged 60+ will have reached one third of the population (in some places one fourth and in some countries as much as one half).

<sup>2</sup> Source: World Population Ageing: 1950-2050, Executive summary – UNO web site - <http://www.un.org/esa/population/publications/publications.htm>, copied on 12 March 2002; and World Population Prospects: The 2006 revision. Population Ageing. Web site: [http://www.un.org/esa/population/publications/wpp2006/wpp2006\\_ageing.pdf](http://www.un.org/esa/population/publications/wpp2006/wpp2006_ageing.pdf)

<sup>3</sup> Source: Long-Range World Population Projections: Based on the 1998 Revision. The Population Division, Department of Economic and Social Affairs, United Nations Secretariat

- Since population ageing is more rapid in developing countries than in developed countries, the developing countries will have less time to prepare themselves for or adjust to the consequences of population ageing. In the less developed countries the process of population ageing is taking place at a much lower level of socio-economic development than in developed countries; therefore the consequences of population ageing will be more problematic for developing countries.
- The majority of older population worldwide (51%) lives in urban areas. It is expected that this share will have risen to 62% by 2025, although projections for more and less developed regions differ considerably. In developed countries, 74% of urban population is expected to be older, while in the less developed countries (which for the most part remain rural) only 37% of the elderly will be living in cities.
- In the second half of the 20th century life expectancy was prolonged by 20 years, however, there are considerable differences among countries. In the least developed countries, men that have reached the age of 60 can expect to live another 14 and women 16 years, while in the more developed regions men are expected to live another 18 and women 22 years.
- The median age of the world population is currently 26 years. The country with the youngest population is Yemen where the median age is 15 years (50% of population is younger than 15 years), while the country with the oldest population is Japan with the median age of 41 years (50% of population is younger than 41 years). By 2050, the median age of the world population will have increased to 36 years. The country which is projected to have the youngest population at the time is Nigeria (50% of population younger than 20 years), and the country with the oldest population will be Spain (50% of population younger than 55 years)<sup>4</sup>.
- The older population is getting older as well. The age group in the population which is today experiencing the quickest growth is 'the oldest old', these are people that have already reached the age 80+. This age group grows by 3.8% per year and presents more than one tenth (11%) of all the older population worldwide. By the middle of 21st century, projections show that one fifth of all the elderly will have reached 80+ (more than 19%). The number of centenarians (aged 100 years or more) will have increased 15-times, from nearly 145,000 in 1999 to 2.2 million by 2050.
- Old age dependency ratio: The size of working age population (aged 15-64) per person aged 65+. It indicates the strain on the potential workers in a given society. The impact of demographic ageing is obvious in the ratio; its value is decreasing and will continue to do so. Between the years 1950 and 2000, the global value of the old age dependency ratio fell from 12 to 9 persons of the working age population (aged 15-64) per person aged 65 or more. By the middle of the 21st century it is projected that the ratio will have decreased from 12 to 4 persons in the less developed countries and from 5 to 2 in developed countries.

<sup>4</sup> Source: World Population Prospects, The 1998 Revision, Volume II: Sex and Age. The Population Division, Department of Economic and Social Affairs, United Nations Secretariat.

The old age dependency ratio, i.e. older population (aged 65+) in relation to the working age population (aged 15-64). Between 2000 and 2050 it will have doubled in most developed countries, while in the less developed countries it will have tripled. These ratios are very important when planning social security of individual countries, especially in the traditional social systems where today's workers are paying for the support of today's pensioners. The possible socio-economic impact of these changes on the society as a whole will be subject to much research and public debates in the oncoming years<sup>5</sup>.

- The majority of older population worldwide (55%) are women; life expectancy of women is higher than the life expectancy of men. In 2000, there were by 63 million more women than men aged 60+. Among the oldest old /80+/, there are 65% women; in this age group there were two to five times more women than men<sup>6</sup>.
- Obvious are also the differences among individual world regions. One out of five Europeans and one out of twenty Africans is today aged 60+.
- With age, health condition of the elderly worsens and the more the size of the elderly grows, the bigger becomes the demand for long-term care of older people. The old age dependency ratio (number of persons aged 85+ to those aged 50-64) shows the rate of help needed by families in order to care for their eldest members. There were fewer than 2 persons worldwide aged 85+ per 100 persons aged 50-64. By 2000, this ratio had risen to 4 persons and by 2050 it will have risen to 11 persons.
- Countries with a high gross domestic income per inhabitant wish to have a low share of older workers. In developed countries there are 21% men aged 60+ who are economically active, while in the less developed countries their share is 50%. The share of economically active women aged 60+ reaches 10% in developed countries, while it is 19% in the less developed countries. The share of the elderly included in the labour market is thus higher in the less developed countries (when they are retired their income is very low).
- Although literacy among the older population is increasing, illiteracy is still very much present in the world. In the less developed countries nearly a half of people aged 60+ was illiterate in 2000. Only one third of older women and nearly three fifths of older men could read and write. In developed countries literacy reached the general level almost in all countries.

Obviously, the demographic changes that are rooted in the 19th and 20th centuries and are continuing to develop progressively in the 21st century are significantly changing the world and the population, economic and social situation in it. Lower fertility decline together with the prolonged life expectancy has caused unprecedented changes in the structure of every society: an important historical shift in the ratio between the young and the older population. Deep, vast and permanent consequences of population ageing offer great opportunities as well as major challenges for all societies in the world.

<sup>5</sup> Source: World Population Ageing: 1950-2050, Executive summary – UNO web page - <http://www.un.org/esa/population/publications/publications.htm>, copied on 12 March 2002

<sup>6</sup> Source: World Population Ageing: 1950-2050, Executive summary – UNO web page - <http://www.un.org/esa/population/publications/publications.htm>, copied on 12 March 2002

When considering the future, the following two facts must not be overlooked: that there are possibilities for further growth of population, however, the share of young population will continue to diminish while the share of older population, similarly to the developed world, will continue to grow and population ageing will become even more pronounced. It is of utmost importance for Slovenia to realize that its demographic development after 2000 is mostly dependent on demographic and employment possibilities of individual regions and Slovenia as a whole, in short, it relies on adequate domestic demographic policies (which must be more comprehensive than just encouraging births) and European policies. It is imperative that solutions are found to issues such as the following: how much, when, how and for whom should the borders open, so that the flow of population, in order to improve the employment and fertility rates, will be most appropriate and its regional distribution optimal in view of given possibilities and needs. To achieve this, changes will have to be made, among other things, in the very rigid and narrow-minded mentality.

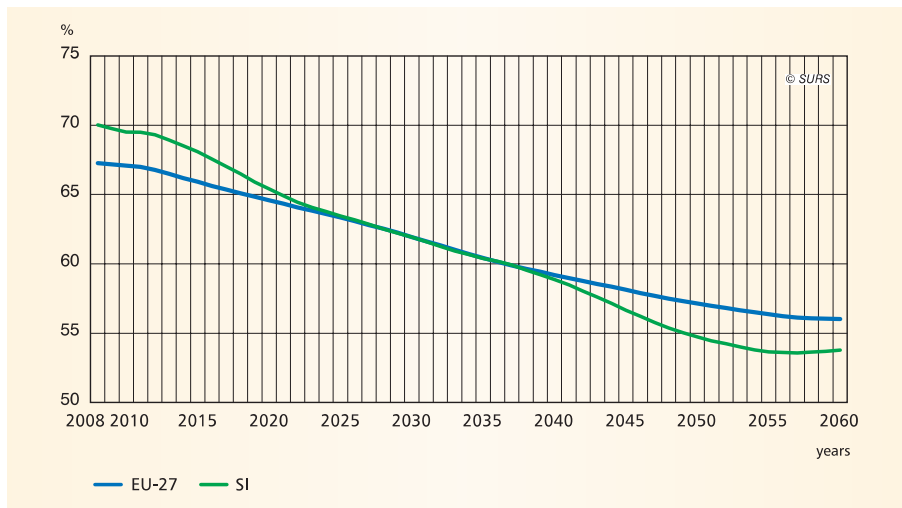
Sources:

- Population and Development, vol. 1: Programme of Action adopted at the International Conference on Population and Development, Cairo, 5-13 Sept. 1994 (United Nations publication, Sales No. E.95.XIII.7). Povzeto po: World Population Ageing: 1950-2050, Executive summary. <http://www.un.org/esa/population/publications/publications.htm>, 12. 3. 2002
- Review and Appraisal of the Progress Made in Achieving the Goals and Objectives of the Programme of Action of the International Conference on Population and Development, 1999 Report (United Nations publication, Sales No. E.99.XIII.16).



## POPULATION PROJECTIONS

## Projections of the shares of population aged 15-64, Slovenia and the EU, 2008–2060

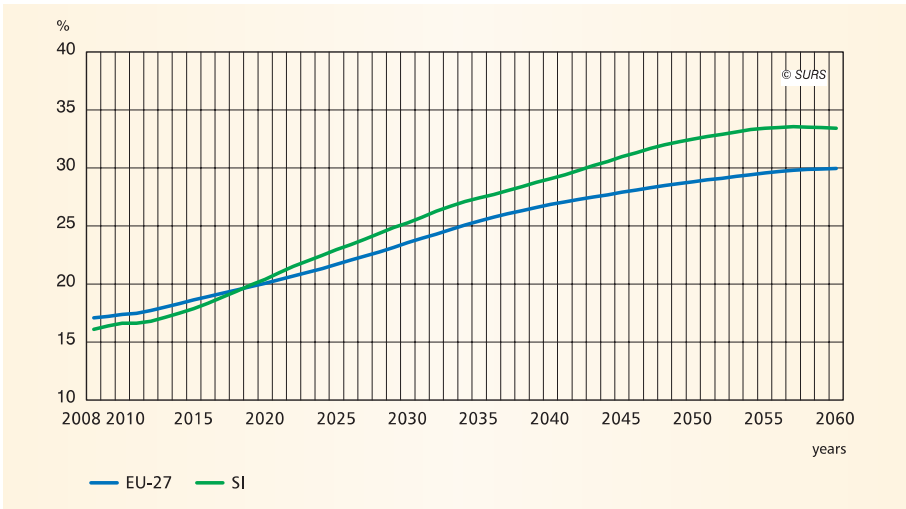


Source: Eurostat, Population projections EUROPOP2008

- Population ageing means an increase in the share of population over a certain age (usually over 65 years) while at the same time the number of children under 15 decreases and life expectancy is prolonged.
- Following the past 100 years when the world population increased by more than four times (from 1.6 billion to more than 6.5 billion), at the end of the 20th century all the countries across the globe started facing not only the consequences of rapid growth of population, but also a constant decrease in fertility and population ageing, especially where life expectancy at birth is expanding.
- In the last decade population ageing has been brought into the foreground of attention not only by population experts but also by those responsible for future development: according to an estimate of the United Nations, in the 1950s there were approximately 200 million people aged 60+, by 1975 their number reached 350 million; projections until 2025 indicate that their number will increase to over 1,100 million (that is, an increase of 224% since 1975), thus people aged 60+ will constitute 13.7% of the world's population at the time.
- Population ageing is an important challenge for the European society since it is an unprecedented phenomenon. According to Eurostat population projections EUROPOP2008, the number of Europeans will rise gradually from 495.4 million in 2008, reaching 520.7 million in 2035. Thereafter it will gradually decline to 505.7 million in 2060.

## POPULATION PROJECTIONS

### Projections of the shares of population aged 65+, Slovenia and the EU, 2008–2060

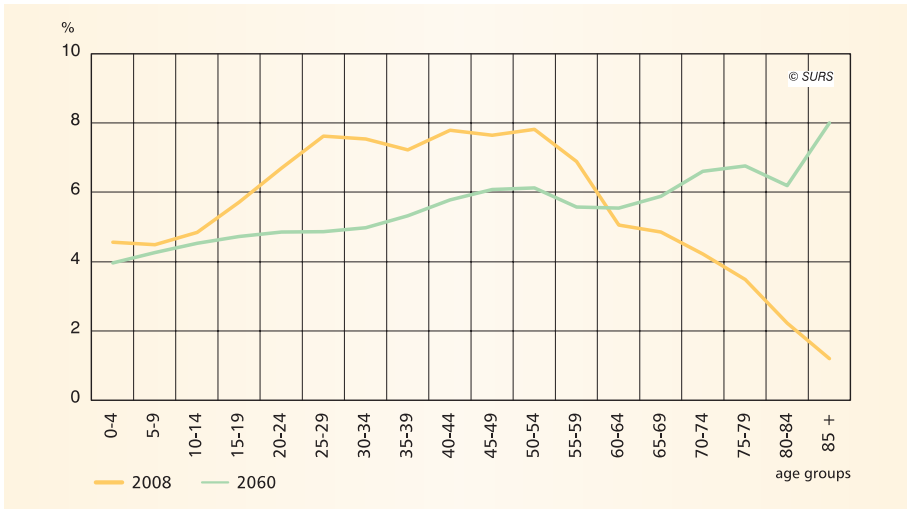


Source: Eurostat, Population projections EUROPOP2008

- According to the Eurostat population projections, population ageing will persist since the share of people aged 65+ is projected to increase from 17.1% in 2008 to 30.0% in 2060, while the number of people aged 80+ is projected to rise from 4.4% to 12.1% in the same period.
- The median age, which was 31 years in 1950, reached 38 years in 2005. In 2060, it is projected to exceed 48 years. This trend of development is primarily due to prolonged life expectancy and lower fertility.
- Demographic trends in Slovenia also point to an increasing number of older people. At the end of 1995 when Slovenia had 249,046 people aged 65+, their share in the total population was 12.5%. In 2008 this age group accounted for almost one fifth of the total population and according to EUROPOP2008, its share is projected to have reached 35% by 2060.

## POPULATION PROJECTIONS

## Shares of population and projections of population shares by age, Slovenia, 2008 and 2060



Source: Eurostat, Population projections EUROPOP2008

- According to the most recent Eurostat population projections for EU Member States, EUROPOP2008 – the version whose calculation takes into account the projected changes in fertility, mortality and migrations, Slovenian population is projected to grow until 2019 when it will start to decrease. The current number of people (2.02 million) will continue to grow to reach 2.06 million in 2019, then the number is projected to fall to 1.76 million in 2060. This development will come as a consequence of constant prolongation of life expectancy at birth, modest increase in fertility and fairly modest positive net migration.
- The future age structure of the Slovenian population is mirrored in the present one. According to expectations, the number of people in their retirement age is going to increase intensively while the number of young people is going to decrease. In the second half of the 21st century, the shares of people aged 0-14 and 15-59 are projected to decrease by 1.1 percentage point and 16.7 percentage points respectively, while the shares of persons aged 60+ and 80+ are projected to increase by 17.8 percentage points and 10.6 percentage points respectively.

## POPULATION PROJECTIONS

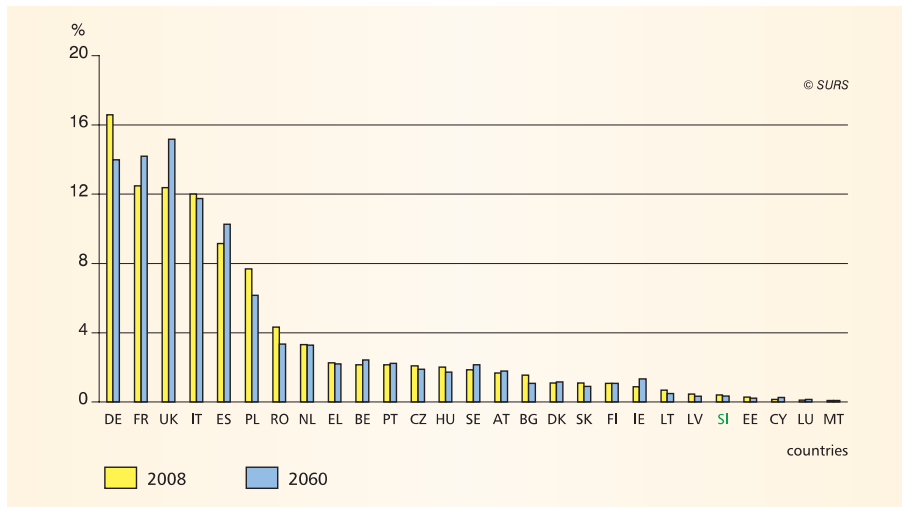
### Population projections for Slovenia, 2008-2060, Eurostat, EUROPOP2008, convergence scenario

Year	Total	Age (years)				%			
		0-14	15-59 number	60+	80+	0-14	15-59	60+	80+
2008	2,022,644	280,865	1,314,228	427,551	71,176	13.9	65.0	21.1	3.5
2010	2,034,220	281,651	1,305,198	447,371	79,622	13.8	64.2	22.0	3.9
2020	2,058,003	291,580	1,200,415	566,008	111,320	14.2	58.3	27.5	5.4
2030	2,022,872	258,508	1,110,151	654,213	135,110	12.8	54.9	32.3	6.7
2040	1,957,942	235,960	1,005,948	716,034	193,333	12.1	51.4	36.6	9.9
2050	1,878,003	239,902	898,509	739,592	224,641	12.8	47.8	39.4	12.0
2060	1,778,573	227,648	857,263	693,662	246,372	12.8	48.2	39.0	13.9

Source: Eurostat, Population projections EUROPOP2008

## POPULATION PROJECTIONS

## Shares of population by projections of population by age, EU-27 Members States, 2008 and 2060



Source: Eurostat, Population projections EUROPOP2008

- According to the findings of the most recent Eurostat population projections EUROPOP2008 made for EU Member States, differences by size, age-gender structure among individual EU Member States are projected to persist.
- The population is projected to grow in the western European countries while the growth in the eastern and central European countries is projected to be slower or even negative due to the preset low fertility rates.
- By 2060, the population is projected to increase in 13 countries - most notably in Cyprus (66%), Ireland (53%), Luxembourg (52%), United Kingdom (25%) and Sweden (18%); in 14 countries the population is projected to drop - most intensely in Bulgaria (by 28%), Latvia (26%), Lithuania (24%), Romania (21%) and Poland (18%).
- In 2060, the biggest countries of the EU according to the sizes of their populations are projected to be: United Kingdom (77 million), France (72), Germany (71), Italy (59) and Spain (52).
- In Slovenia in 2060 the population is projected to drop by 12.1% in comparison to 2008, when there are 2,000,000 people over 2 million. By 2035, Slovenia's population is projected to decrease by 1.5% to 1,992,000, and by 2060 to 1,779,000.

## POPULATION STRUCTURE BY AGE

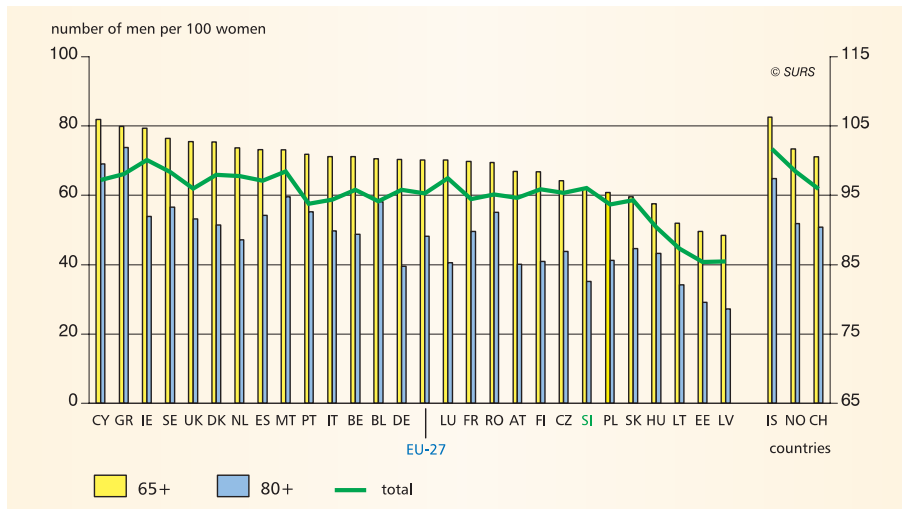
## Population by age groups, EU-27 Member States, Iceland, Norway and Switzerland, 2006 (by shares of persons aged 65+, in the ascending order)

Country	Persons of a certain age (years)			Total in 000
	0–14	15–64 %	65+	
Ireland	20.4	68.6	11.0	4,239.8
Slovakia	16.6	71.7	11.7	5,389.2
Cyprus	18.4	69.5	12.0	766.4
Poland	16.2	70.5	13.3	38,157.1
Malta	17.1	69.4	13.4	404.3
Czech Republic	14.6	71.1	14.2	10,251.1
Netherlands	18.3	67.5	14.3	16,334.2
Luxembourg	18.6	67.1	14.4	459.5
Romania	15.5	69.7	14.8	21,610.2
Denmark	18.7	66.1	15.2	5,427.5
Lithuania	16.5	68.2	15.3	3,403.3
<b>Slovenia</b>	<b>14.1</b>	<b>70.2</b>	<b>15.6</b>	<b>2,003.4</b>
Hungary	15.4	68.8	15.8	10,076.6
United Kingdom	17.8	66.2	16.0	60,393.1
Finland	17.3	66.7	16.0	5,255.6
France	18.6	65.2	16.2	62,886.2
Austria	15.9	67.6	16.5	8,265.9
Spain	14.5	68.8	16.7	43,758.3
Estonia	15.1	68.2	16.7	1,344.7
<b>EU-27</b>	<b>16.0</b>	<b>67.3</b>	<b>16.8</b>	<b>492,852.4</b>
Latvia	14.3	68.9	16.8	2,294.6
Portugal	15.6	67.3	17.1	10,569.6
Belgium	17.1	65.7	17.2	10,511.4
Bulgaria	13.6	69.2	17.2	7,718.8
Sweden	17.3	65.4	17.3	9,047.8
Greece	14.3	67.2	18.5	11,125.2
Germany	14.1	66.6	19.3	82,438.0
Italy	14.1	66.2	19.7	58,751.7
Iceland	21.8	66.5	11.7	299.9
Norway	19.5	65.7	14.7	4,640.2
Switzerland	16.0	68.0	16.0	7,459.1

Sources: Eurostat and statistical institutes of EU Member States

## POPULATION STRUCTURE BY AGE

## Number of men per 100 women, EU-27 Member States, Iceland, Norway and Switzerland, 2006



Source: Eurostat

■ According to Eurostat, differences in the sizes of populations among individual EU Member States are projected to be significant. Between 2008 and 2060, population is projected to rise in 13 EU Member States, and to drop in 14 Member States, among them in Slovenia. The population is projected to grow most in Cyprus (by 66%), followed by Ireland (53%), Luxembourg (52%), United Kingdom (25%) and Sweden (18%). However, the population is projected to decrease in Bulgaria (by 28%), Latvia (26%), Lithuania (24%), Romania (21%) and in Poland (by 18%). In Slovenia population is expected to decrease by over 12%.

■ According to the calculations, in 2060 the United Kingdom will have the highest number of people (77 million), followed by France (72 million), Germany (71 million), Italy (59 million) and Spain (52 million).

■ The age-gender structure of the Slovenian population differs considerably from the »ideal« scheme, which is predominantly due to the loss of lives (deceased and missing persons) in both world wars, while in the past decades also due to a significant drop in the number of births.

■ Considering the age of its population, Slovenia will soon become an old country within the EU. In 2015, in EU-27 Member States more population is projected to die than to be born according to Eurostat.

■ After 2015, the EU-27 population is projected to grow due to immigration, but only until 2035, when it will start to decrease despite immigration.

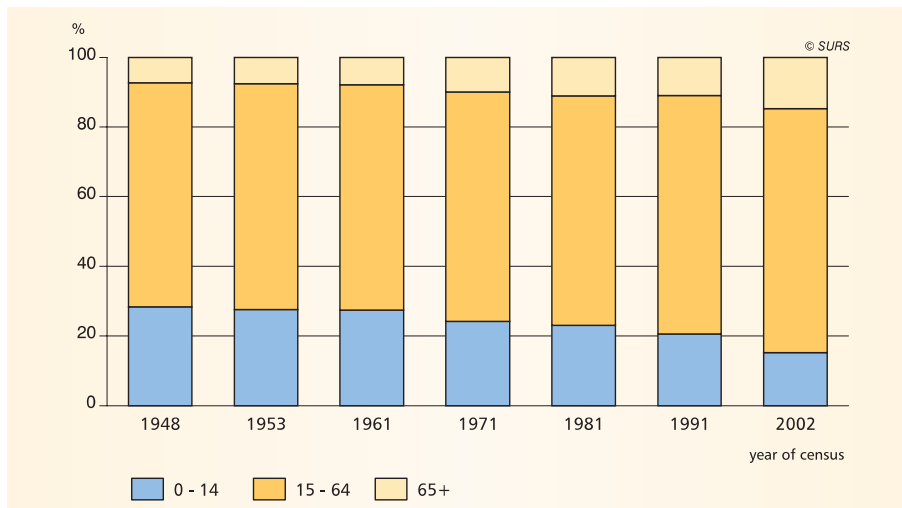
■ The number of women, especially in the higher age groups, is expected to rise above the number of men.

■ In 2008, 18% of the population is aged 65+, by 2060 the share is projected to be 30%, while the share of people aged 80+ is projected to rise from 4% to 12%.



## POPULATION STRUCTURE BY AGE

### Shares of population by major age groups, Slovenia, censuses 1948-2002



Source: SORS, Censuses 1948-2002

### Population by major age groups, Slovenia, censuses 1948-2002

Year	%			Number of persons	
	0-14 years	15-64 years	65+	total	65+
1948	28.3	64.4	7.3	1,391,873	101,306
1953	27.6	64.8	7.6	1,466,425	110,939
1961	27.3	64.9	7.8	1,591,523	124,224
1971	24.1	66.1	9.8	1,727,137	169,838
1981	23.0	65.9	11.1	1,891,864	209,180
1991	20.6	68.5	10.9	1,913,355	213,549
2002	15.3	70.0	14.7	1,964,036	288,981

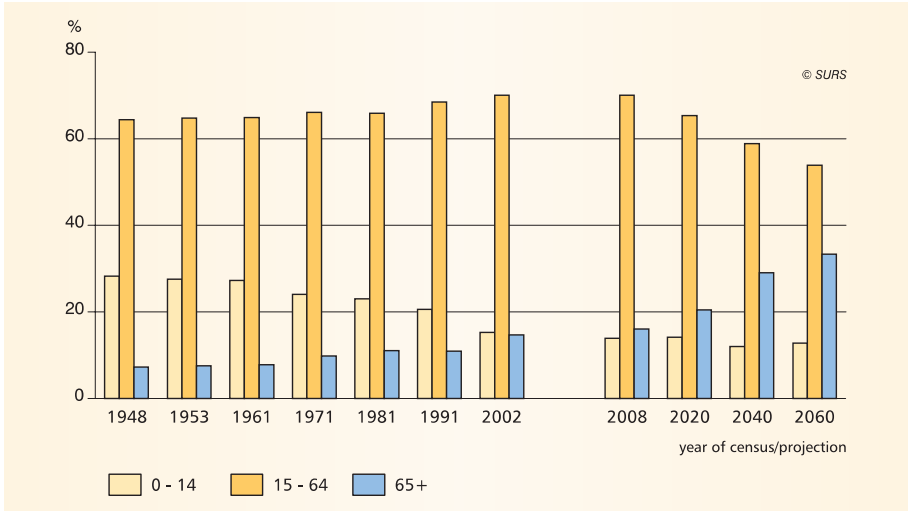
Source: SORS, Censuses 1948-2002

■ Slovenia, a small country according to its size of land (20,273 km<sup>2</sup>) and population, had, at the time of the last census in 2002, 685,000 households with just under two million people, indicating that Slovenia is a small country also in terms of the size of its population. The size of population per region depends upon natural, economic and social conditions, since they have a considerable impact on the number of births, deaths, immigrants and emigrants as well as the structure of population: by gender, age, ethnicity, language, religion, education, economic factors, etc.

- Economically, the ageing of population is going to have a major impact on economic growth, the amount of savings, investments and consumption, and on the relations on the labour market, functioning of pension funds, taxes and intergenerational transfers.
- After World War II, at the 1948 census the share of people aged 65+ hardly reached over 7%, but by the last census in 2002 their share has doubled and neared 15%. The share of working age population (aged 15–64) increased in the period by 5.5%, however, the share of young population aged 0–14 years dropped considerably. At the 1948 census their share was over 28% in the total population, however, at the last census this age group amounted only to over 15%.

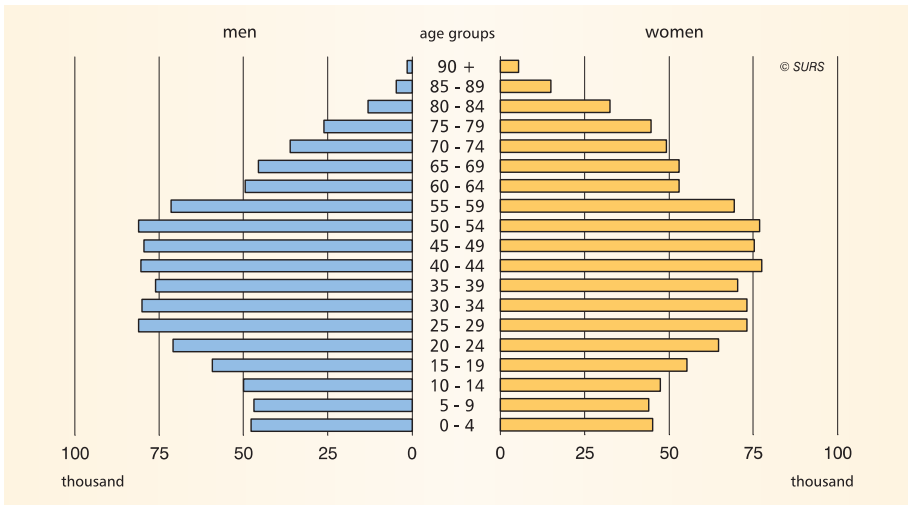
**POPULATION STRUCTURE BY AGE**

**Shares of population by major age groups, Slovenia, censuses 1948-2002 and population projections EUROPOP2008, 2008–2060**



Sources : SORS, Censuses 1948-2002 and Eurostat, Population Projections EUROPOP2008

**Age structure of the Slovenia's population, 31 December 2007**

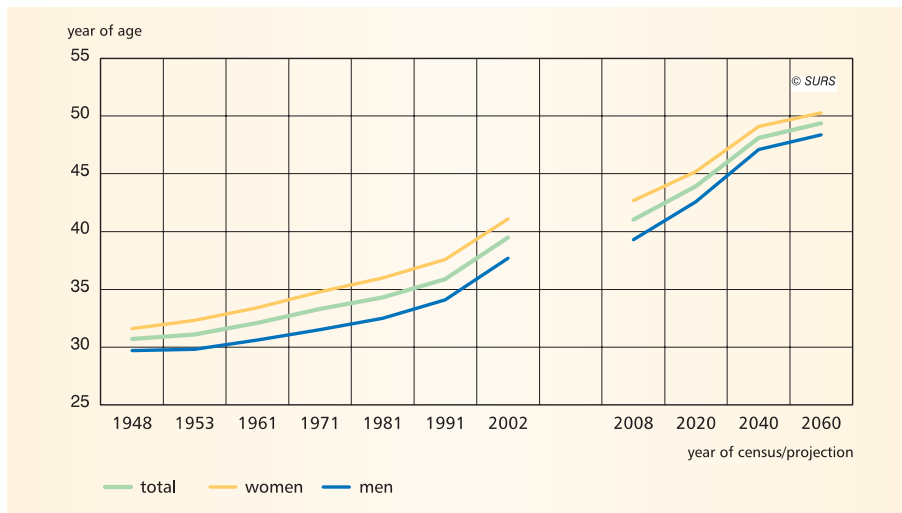


Source: SORS, SI-STAT, population by age and gender

- The Slovenian population is old (the share of population aged 65+ is relatively large, while the share of young population is modest) and the impact of population ageing to a slow growth of Slovenia's population has long been noticed. At the last census in 2002 the share of the young (0-14 years) hardly exceeded the share of persons aged 65+.
- The tendency of decrease in the share of young population and increase in the share of the third generation (i.e. older and the oldest population) in the total population is most obvious in the Obalno-kraška, Podravska, Zasavska and Goriška statistical regions. The ageing process in Slovenia would be even more rapid if the age structure of the population were not »rejuvenated« by immigration, since young population of working age immigrated here in the past to find work. All areas of the country were not equally attractive for immigrants, additionally the emigration intensity of the indigenous population migrating into other parts of the country or abroad depended on the region. In the mentioned regions, older people mainly stayed at home, which is reflected by the current age-gender structure of the population.

## POPULATION STRUCTURE BY AGE

### Mean age of the population by gender, Slovenia, censuses 1948-2002 and population projections EUROPOP2008, 2008-2060



Sources: SORS, Censuses and Eurostat, Population Projections EUROPOP2008

- Both demographic processes, decrease in the number of births and prolongation of life expectancy, have a profound impact on the population structure. The third demographic process – ageing – was first observed in developed countries.
- According to the United Nations estimates, around 1950 the mean age of the population was 23.6 years (the oldest were Europeans with 29 years and the youngest was Africa's population with the mean age under 20 years). At the break of the millennium the mean age of the world population was 26.5 years (in Europe the mean age was 38 years while in Africa, where mortality is high due to modern diseases, e.g. AIDS, the mean age dropped to 18.4 years). According to the United Nations, the mean age of the world population is projected to increase by nearly 10 years by 2050, from the present 28.1 years to 37.8 years, meaning that it will have reached 40 years in all continents except Africa. The oldest will be the European population – the mean age of the population on the continent is projected to exceed 47 years (today 39 years). The African population will remain the youngest with the average of 27.4 years (today under 19 years).
- While the population of Slovenia was on average just over 30 years of age after World War I, at the 2002 census this indicator reached 40 years and in 2060 the mean age is projected to almost hit 50 years. Since in Slovenia the life expectancy of women is higher than that of men, the mean age of women is almost by two years higher than of men.

## POPULATION STRUCTURE BY AGE

**Mean age of the population by gender, Slovenia, censuses 1948–2002 and population projections EUROPOP2008, 2008–2060**

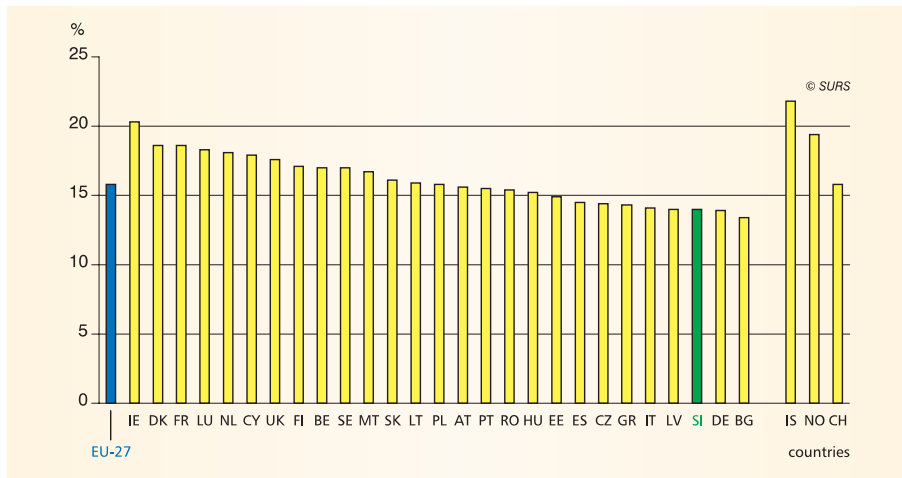
	Censuses							Projections			
	1948	1953	1961	1971	1981	1991	2002	2008	2020	2040	2060
<b>Total</b>	<b>30.7</b>	<b>31.1</b>	<b>32.1</b>	<b>33.3</b>	<b>34.3</b>	<b>35.9</b>	<b>39.5</b>	<b>41.0</b>	<b>43.9</b>	<b>48.1</b>	<b>49.4</b>
men	29.7	29.8	30.6	31.5	32.5	34.1	37.7	39.3	42.6	47.1	48.4
women	31.6	32.3	33.4	34.8	36.0	37.6	41.1	42.7	45.2	49.1	50.3

Sources: SORS, Censuses and Eurostat, Population Projections EUROPOP2008

- Since the consequences of low fertility and prolonged life expectancy at birth will place many European countries, among which the Eastern and Central European countries (Slovenia, Croatia, Czech Republic, Bulgaria, Hungary), among the countries with the oldest populations in the world, the governments of the new countries will have to increasingly invest in social and health security of the older population.

## POPULATION STRUCTURE BY AGE

### Shares of population aged 0-14 years, EU-27 Member States, Iceland, Norway and Switzerland, 2007



Source: Eurostat

Note: data on Iceland are for 2006

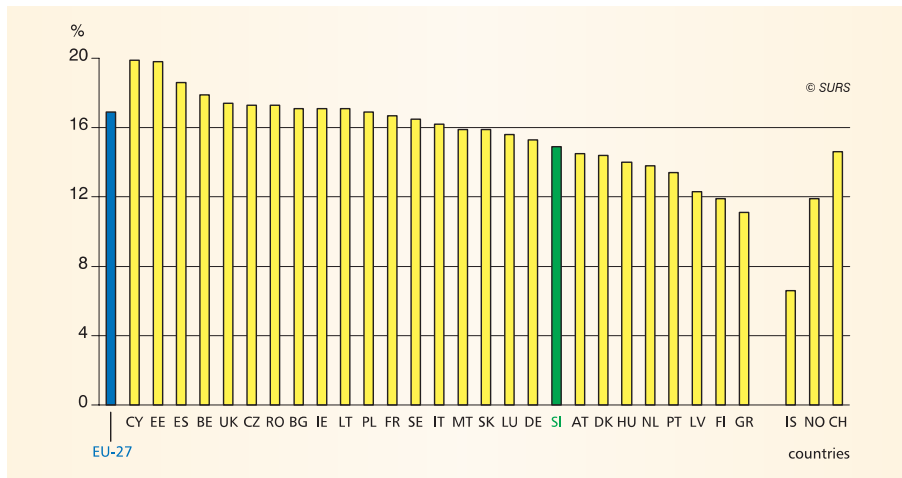
■ According to the United Nations estimates, at the beginning of the 1950s the share of population under 15 was 27% and the share of persons aged 65+ was nearly 8% in developed countries. In 2000, the ratio between the young and older population was 18:14 in favour of the young. In the less developed countries the size of population under 15 years of age had been increasing until the middle of the 1960s (reaching more than 40% of population) and in the less developed countries until the middle of the 1970s when almost a half (45%) of their population was under 15. However, these regions were then faced with a gradual decrease in the size of this age group and in 2000 there was only one third of population under 15 years of age in the less developed countries, while the least developed countries had a slightly over 40% share of young population.

■ Among the newly accessed countries of the European Union, Slovenia's share of young population is among the lowest; in 2007 only 14% of the population was under 15, which was 15% less than in Iceland and Ireland where there was over one fifth of the young population. There was almost 20% of youth in Norway, Denmark and France. Among the EU-27, a similar share of young population as in Slovenia was found in Greece, Italy and Latvia, while a lower share of the age group was registered in Germany and Bulgaria.



## POPULATION STRUCTURE BY AGE

## Share of population aged 65+, EU-27 Member States, Iceland, Norway and Switzerland, 2007

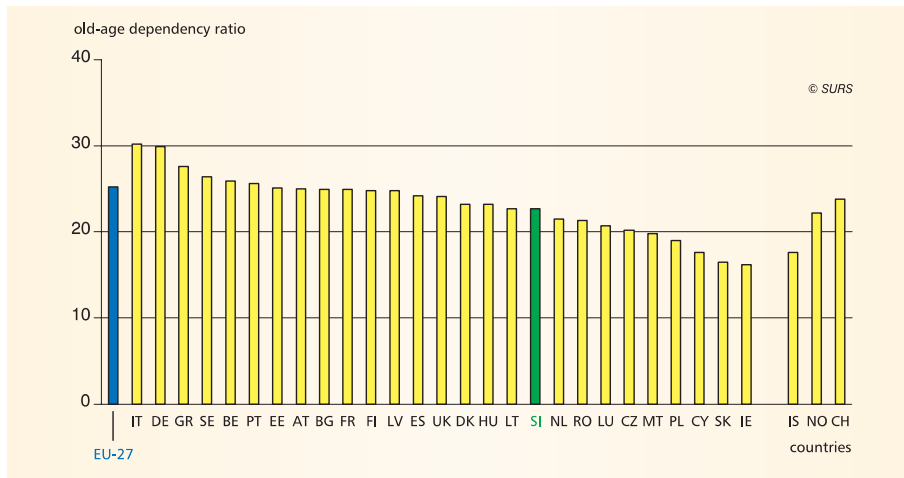


Source: Eurostat

- 14.9% of the population in Slovenia was aged 65+ (which is 0.9% more than young persons) in 2007. In comparison to Slovenia higher percentages of the elderly were registered in 18 EU-27 Member States and lower in Austria, Denmark, Hungary, the Netherlands, Poland, Latvia, Finland, Greece and Iceland. Slightly higher percentages of people older than 64, in comparison to Slovenia, were registered in Slovakia, Luxembourg and Ireland.
- According to the Eurostat population projections EUROPOP2008 for the 2008-2060 period and in line with the study of the World Bank, Slovenia will have had one of the oldest populations in the world by the end of the 2030s.
- Already 25% of the EU population is projected to be older than 65 by 2020.
- 30% of people are expected to be older than 65 in Europe at the end of 2060. Although the population will get older in all EU Member States, there will be the fewest people older than 65 in 2060 in Luxembourg (24.7%) and the United Kingdom (25%), and the most in Poland (36.2%) and Slovakia (36.1%); in Slovenia there will be about 33.4%.

## POPULATION STRUCTURE BY AGE

### The old-age dependency ratio, EU-27 Member States, Iceland, Norway and Switzerland, 2007



Source: Eurostat

Note: data on Iceland are for 2006

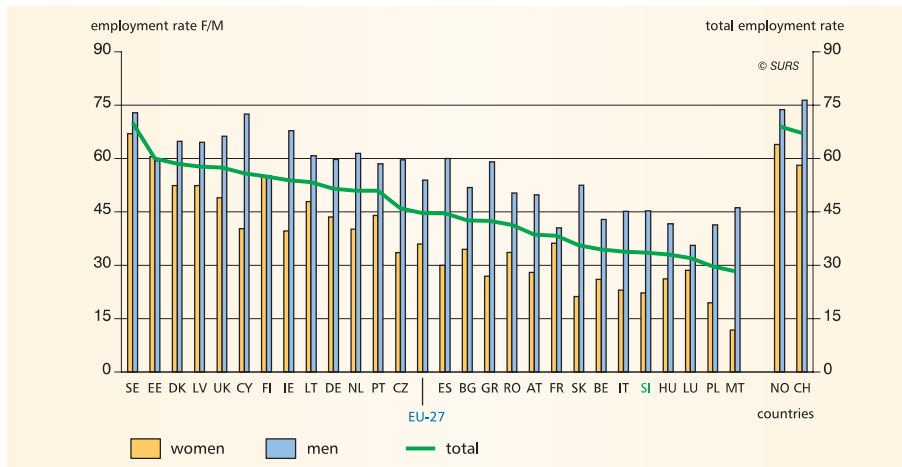
■ The process of population ageing will have an impact on the increase in the old-age dependency. The old-age dependency is a ratio between the number of people aged 65+ and the number of people aged 15 to 64. The old-age dependency, being 25% in the EU in 2000, is projected to increase already in 2060 to more than 50%. In Slovenia in 2002 the age dependency was 21%, which corresponds to the level of the Netherlands and Luxembourg.

■ Due to a constant increase in the share of the elderly, the problem of social security is becoming more and more serious. Whereas the proper »survival« of the older group of citizens is severely endangered, the Council of Europe has discussed these questions several times in the past years. The European countries have committed themselves to assure the revenues for the elderly, the retired and to those who are supported by the retired. These incomes will together with the social health care system and the system of long-term care provide decent living conditions. The European Council has also adopted goals according to which it is necessary to provide a financial stability of retirement systems and to adjust retirement systems to social changes and needs. A new solidarity between generations is necessary.

■ The answer of the Republic of Slovenia to the ageing of population and to European concern for new solidarity between generations is »The strategy for protection of older population by 2010 – solidarity, coexistence and quality ageing of population«, the aim of the strategy is to harmonize and link the work of competent government sectors with the economic, civil and third sector. Its goal is to increase solidarity and quality of human coexistence between third, middle and young generations and to provide a quality ageing and adequate care for all those who enter into the fast growing group of »third generation« here.

## LABOUR MARKET – EMPLOYMENT OF THE ELDERLY

## Employment of people aged 55-64 by gender, EU-27 Member States, Norway and Switzerland, 2007

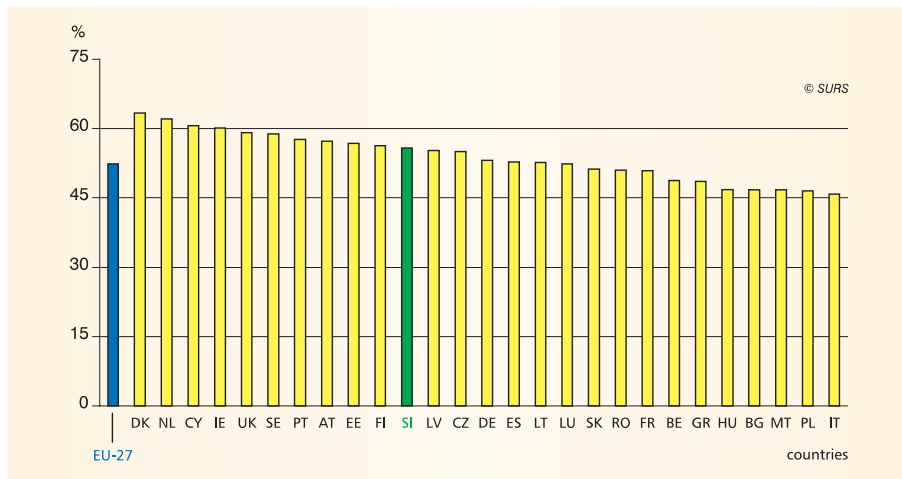


Source: Eurostat, News Release 104/2008, 22. 7. 2008

- As the population is getting old, the labour force will gradually be lacking, there will not be enough of young workers. Notwithstanding that lately much has been done in the area of active ageing, only few Member States have a vast life-long approach towards work.
- The number of persons in employment is projected to decrease by almost 7% (21 million people) in Europe by 2030 and also the elderly will have to stay active for a longer time. This is already happening today - the share of active older population among persons in paid employment is increasing and they also signify a greater social power. The elderly are usually not patients who would need care, but are still an active group of the population due to better living conditions and better health.
- The situation on the labour market in Slovenia, its future development and also changes in the employment have to be considered in the light of the European Employment Strategy, which has a leading role in realizing goals in the field of labour market and employment. Slovenia is striving as a member of the European Union to continue the labour market development and employment strategy, defined in adopted strategic documents, with the EU setting a goal to create 10 million new jobs by 2010. Low employment rate of the elderly was underlined already at the meeting of the European Council in March 2000 in Lisbon. In line with the Lisbon Strategy, adopted in 2000, the employment of people in the age group 55-64 will have increased to 50% by 2010. Europe and Slovenia are moving towards the set goals but in a slow pace.
- The employment rate of the elderly is visibly increasing in Slovenia, however it is still lagging behind the EU average. In EU-25 the average employment of the elderly (55-64 years) was in 2005 42.5%; however, in EU-15 the average employment rate of the elderly was in the same year 44.1%. The average employment rate of the elderly in Slovenia, which includes the population aged 55 to 64 years, amounted in 2005 according to Eurostat data to 30.7% (in 2004 29% and in 2003 23.5%) The average was significantly lower for women. The average employment rate in the age group 55-64 was in 2007 in Slovenia 33.5% (45.3% for men and 22.2% for women); however, it was 44.7% in the EU, which is still far from the EU goals (set in the framework of Employment Guidelines No. 17), that is 50% of total average employment rate of the elderly by 2010.

## LABOUR MARKET – EMPLOYMENT OF THE ELDERLY

Activity rate (according to the Labour Force Survey) in percentages, EU-27 Member States, 2006

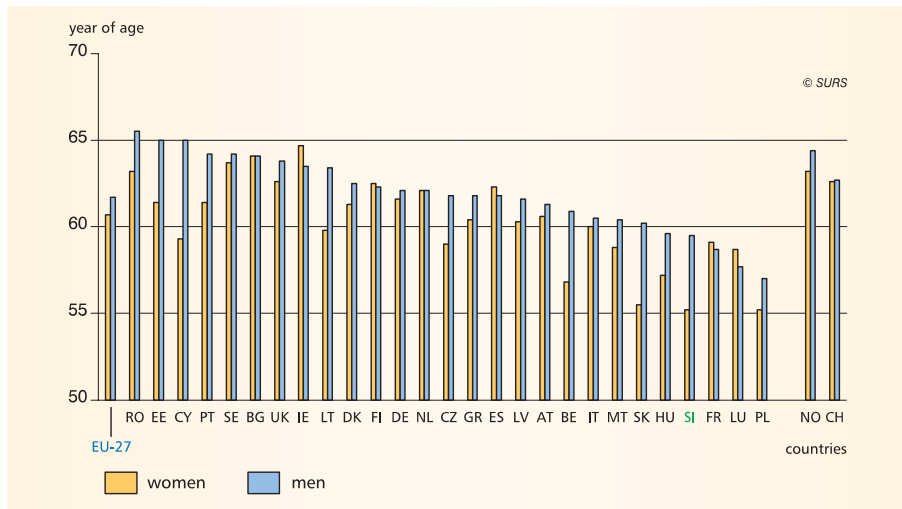


Source: EUROSTAT, LFS

- Population ageing in Europe and Slovenia represents one of the greatest economic and social challenges for the future. The EU is well aware of the consequences brought by demographic changes and is searching for suitable solutions.
- According to the EU data, women have occupied 7.5 million out of total 12 million new jobs in Member States since 2000. Therefore 57.2% of women, that is 3.5 percentage points more than in 2000, are employed in the whole EU, whereas the employment of men increased by less than one percentage point.
- In 2006 employment in the European Union was 65.4%, which means that in the age group 15 to 64 years, 218.5 million EU citizens were employed. While the EU strives to increase the employment rate of the elderly (55-64) to 50.0% by 2010, Slovenia set the goal to increase the employment rate for the respective group from 33.5% to 43.5% by 2013. Increasing the employment rate of the elderly is also in Slovenia one of the priorities in the labour market and information on employment trends show a constant but slow increase in the employment rate of the elderly.
- Slovenia is aware of the unfavourable demographic structure and the low employment rate of the elderly and has established a national strategy of active ageing, representing the action plan of active ageing in the field of employment. This strategy is only a supplement to the strategy for the protection of older population by 2010, adopted by the Government of the Republic of Slovenia in September 2006 and is actually an umbrella strategy for conservation of solidarity and human coexistence between third, middle and young generations and will enable a quality ageing and care for a rapidly growing share of the third generation.

## LABOUR MARKET – EMPLOYMENT OF THE ELDERLY

## Mean age of persons at retirement by gender, EU-27 Member States, Norway and Switzerland, 2006

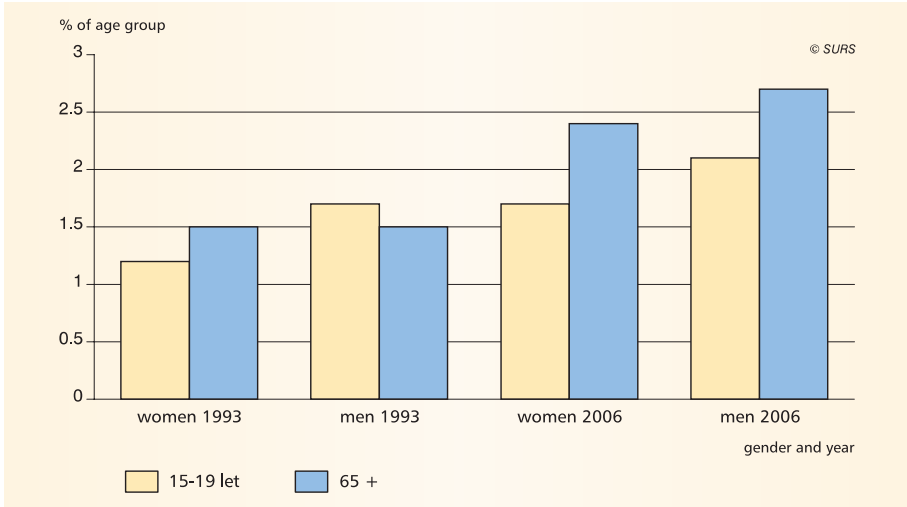


Source: Eurostat

- Used skills of the elderly can be a firm ground for future development; when the society accepts their experience and wisdom, they actively participate in improving the life of the society as a whole. Therefore we should give an opportunity to the elderly to do their work until they wish so and are capable of doing it; we should also provide access to education programmes and training, because encouraging old persons to participate is a key element of active ageing.
- Also in the life-long learning process the elderly are the least represented, they constitute half less participants than other groups. In addition, six times more people with higher education than those with lower education are included in the life-long learning process. Most EU Member States are trying to motivate less educated middle-age workers to acquire new knowledge and skills.
- Average retirement age in the EU is 60.9 years and is still very much lagging behind the goal we are supposed to reach in 2010. Slovenia ranks first among the EU Member States by the mean age of citizens when leaving their working contingent (56.2 years), while on average they retire at latest in Ireland (64.6 years).
- Legal conditions in Slovenia to gain the pension right, especially the old-age pension right, have become more severe since the reform in 2000. The actual age of women and men at their retirement also increased; for women from 56.1 years to 57.4 years (by 1 year and three months), and for men from 61 to 61.8 years (by 8 months). In the last two years the age of men at their retirement has not increased; on the contrary, it decreased.
- In Slovenia in 2006 the average retirement age for old-age and disabled retired persons was the lowest in the EU (59.6 years for old-age and 52.4 years for disabled retired persons). In comparison to 2005 the actual retirement age in 2006 for women increased by 1 month while that for men remained the same.

## LABOUR MARKET – EMPLOYMENT OF THE ELDERLY

### Shares of persons in employment by gender and selected age groups (15–19 years and 65+), Slovenia, 1993 and 2006

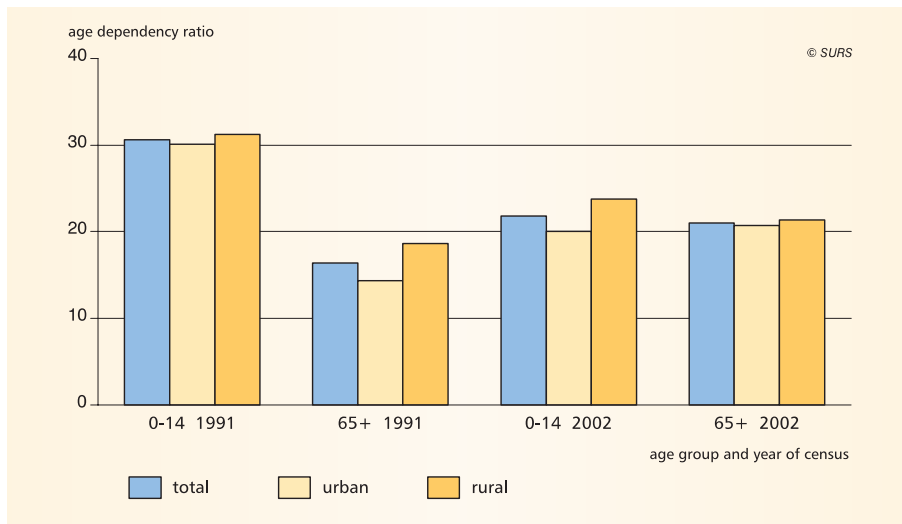


Source: SORS, LFS

- The ageing process will gradually have more and more impact on increasing the number of the elderly and retired persons and also on decreasing the number of persons in employment. There will be less and less of those who will contribute to the social and health care system through the social retirement and health system of the country, however the size of the population for which the social and health security will have to be provided is going to increase.
- The current ratio between the persons older than 65 and persons in employment in the EU is 25%, that is four persons in employment per one person older than 65. The decreasing number of births, longer life expectancy and retirement of the so-called baby-boom generation (persons born in the 1950s) indicate that this ratio in 2050 will be such that two persons in employment shall pay for one retired person.
- Although the share of the active European population is going to fall and the share of older people is going to increase, the employment in the EU by 2017 will still be increasing, because it is projected that in these years more women and the elderly will decide to enter the labour market, that is to get a job.
- Slovenia will be in 2060 among the countries where this ratio will even exceed 60% (Bulgaria, Czech Republic, Latvia, Lithuania, Poland, Romania and Slovakia); and this ratio will be below 45% in Denmark, Ireland, Cyprus, Luxembourg and the United Kingdom.
- In 2006 the ageing coefficient (relationship between the number of persons older than 65 and persons aged 15 to 64 or actively working) is in the EU-27 Member States was most unfavourable for Italy and Germany and most favourable for Ireland, Slovakia, Cyprus and Iceland. As regards this coefficient, Slovenia was below the EU-27 Member States average and the situation in 17 Member States was even more concerning.

## LABOUR MARKET – EMPLOYMENT OF THE ELDERLY

**The age dependency ratio of »the young« and »the old« from the persons aged 15–64 by the place of residence, Slovenia, censuses 1991 and 2002**



Source: SORS, Censuses 1991 and 2002

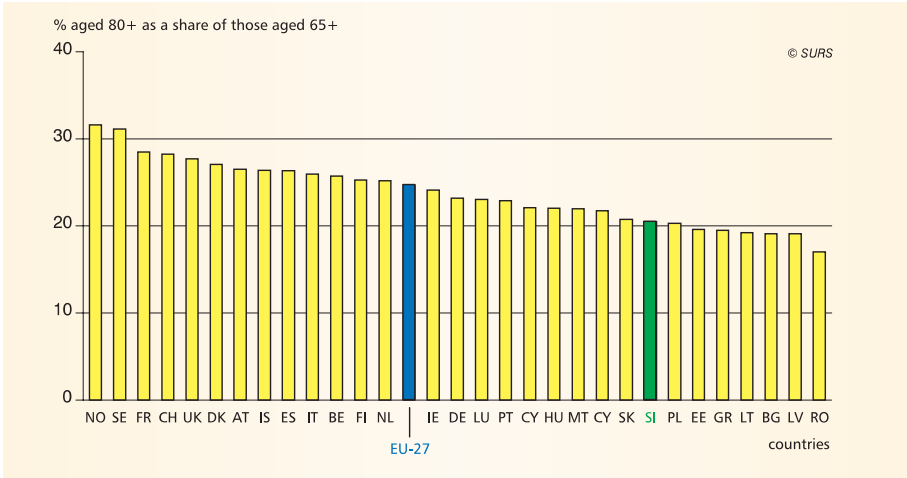
■ The age dependency ratio, showing the size of age dependent population, expressed per 100 working age population, is the key factor for expressing the future demographic pressure on the economic trends. Age-dependent population in this case are the children (the young, younger than 15) and the elderly (the old, aged 65+). If we count both mentioned groups of people together, then we get the age dependency ratio of the old and the young.

■ It can be concluded from the data collected during the two censuses in Slovenia that today the burdening of persons in employment with providing the means for the young and the old is similar, and that even among the urban and non urban areas there are no significant differences; the young in rural areas (families with several children are more common there) present a heavier burden. The age coefficient of the young for the 1991 census shows a significantly greater burdening of persons in employment than the age coefficient value of the old. Major differences between the urban and non urban areas were noticed in the group of people aged 65+.

■ The results of the above mentioned European population projection EUROPOP2008 show that by 2060 the number of citizens in Slovenia will have decreased by slightly less than a quarter of a million, however the age structure of the population will probably have changed, too – the share of population aged 65+ will more than double (from 16.1% in 2008 to 33.4% in 2060). The share of persons aged 20–64 will probably have decrease from less than two thirds to less than a half of all citizens. The old-age dependency ratio will therefore by 2060 in comparison with 2008 have increased from 25.0 to 68.2 (to more than 2.7-fold value from 2008).

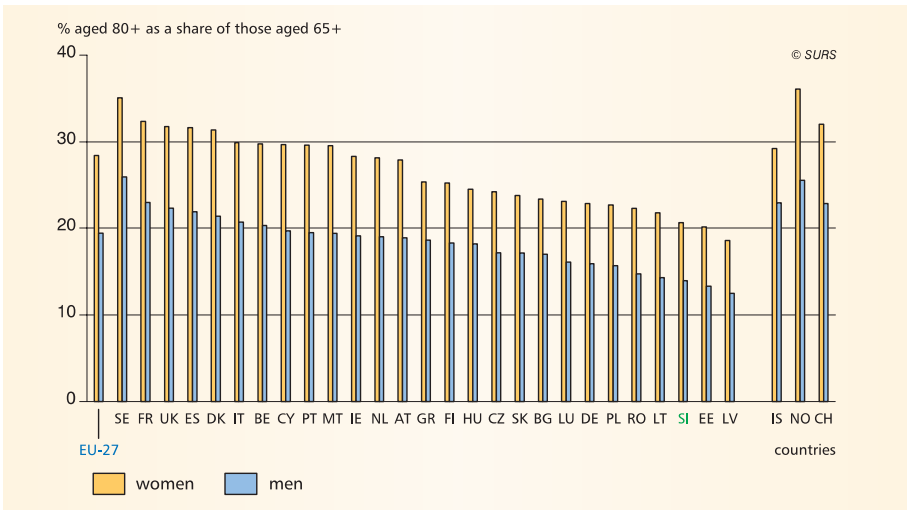
**THE OLDEST POPULATION (80+)**

**Population aged 80+ as a share of population aged 65+, EU-27 Member States, Iceland, Norway and Switzerland, 2006**



Source: Eurostat

**Population aged 80+ as a share of population aged 65+ by gender, EU-27 Member States, Iceland, Norway and Switzerland, 2006**

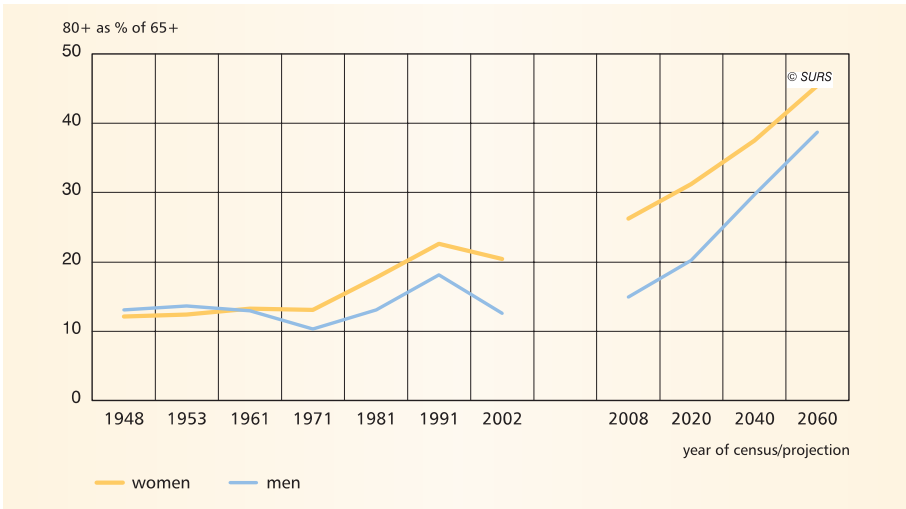


Source: Eurostat



## THE OLDEST POPULATION (80+)

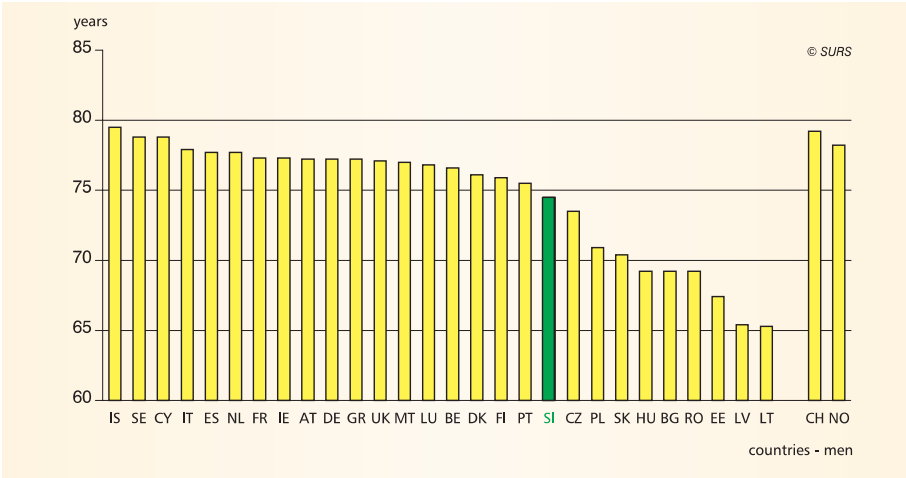
Population aged 80+ as a share of population aged 65+ by gender, Slovenia, censuses 1948–2002 and population projections EUROPOP2008, 2008–2060



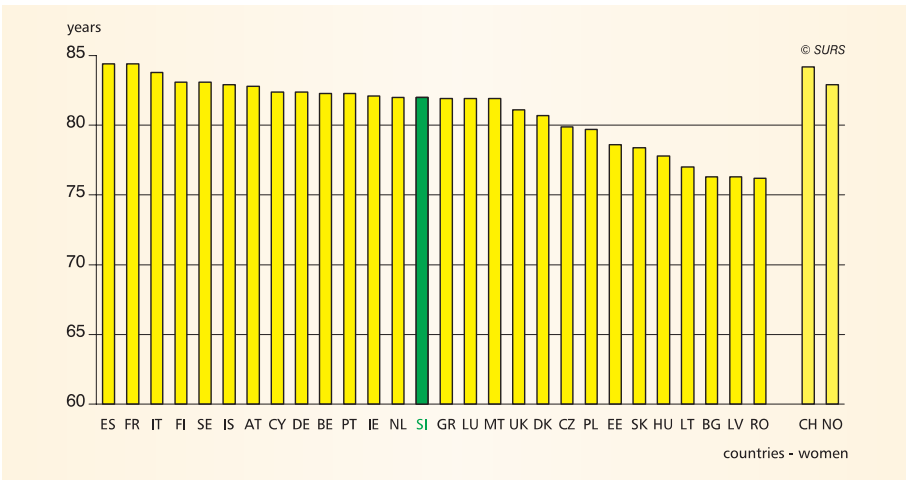
Sources: SORS, Censuses and Eurostat, Population projections EUROPOP2008

**LIFE EXPECTANCY AT BIRTH AND AT THE AGE OF 65**

**Life expectancy at birth by gender, EU-27 Member States, Norway and Switzerland, 2005/06**



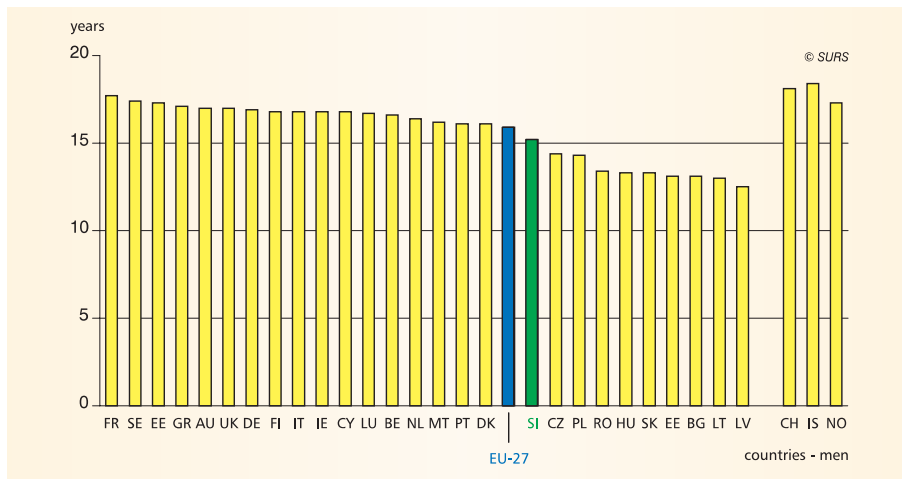
Source: Eurostat



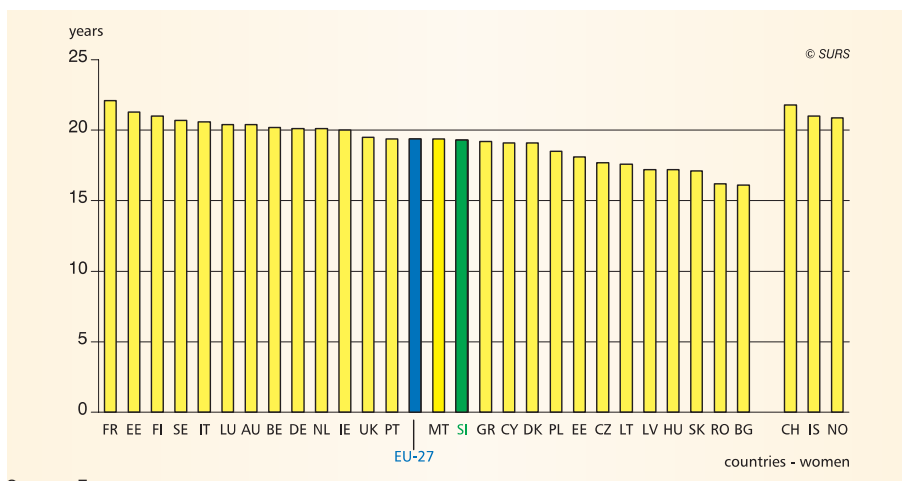
Source: Eurostat

## LIFE EXPECTANCY AT BIRTH AND AT THE AGE OF 65

## Life expectancy at the age of 65 by gender, EU-27 Member States, Iceland, Norway and Switzerland, 2005/06



Source: Eurostat



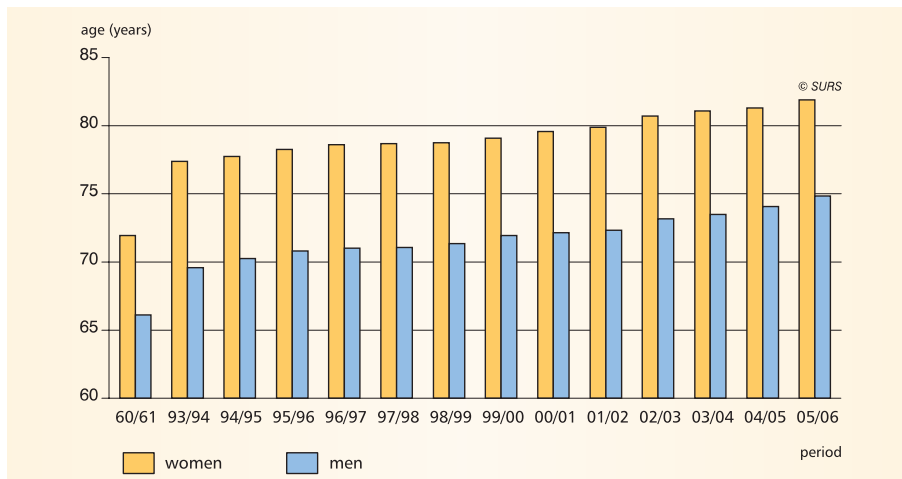
Source: Eurostat

■ According to the estimates of the United Nations the projected life expectancy in the second half of the previous century has increased in all parts of the world - on average by 18.5 years (in the beginning of the 1950s it was 46.5 years; those born at the start of the new millennium can expect on average to reach 65 years of age). In the last 50 years the life expectancy has increased most in less developed areas of the world (by 22 years) and it reaches about 63 years; in the developed countries, where the life expectancy was relatively high before that, it increased by 11 years, to approximately 75 years.

- In Europe the life expectancy is normally higher in northern, western and southern countries. The people of Iceland can for example expect that they will reach the highest age if the death rate stays the same. In the EU-27 Member States the life expectancy at birth in the last four decades has increased by 8 years. It exceeded 79 years for men and 84 for women. Among all EU Member States Iceland and Sweden have the highest life expectancy for men and women. At the global level the life expectancy is 65 for men and 69 for women.
- Among the EU-27 Member States a boy born in 2005 or 2006 can expect in 16 countries to live at least 75 years and a girl born in this period can expect in 19 countries to live up to 80 (it is also true for girls born in Slovenia). Among these countries the life expectancy for a man and a woman is the highest in Iceland and Sweden.
- According to the Eurostat data for 2006, boys born in 2006 can expect to live to 77 in 10 EU Member States and girls born the same year can expect to live to 82 in 12 EU Member States. In seven EU Member States the life expectancy for a man is less than 70 years and in 9 countries the life expectancy for a woman is less than 80 years.
- The life expectancy in EU Member States in 2006 was the highest for a man in Sweden and Cyprus (78.8 years), and for a woman in Spain and France (84.4 years). The shortest life expectancy for a man was recorded in Lithuania (65.4 years) and Latvia (65.4 years) and for a woman in Romania (76.2 years) Bulgaria and Latvia (76.3 years).
- The life expectancy at birth is significantly shorter in the Eastern European countries; among the countries included in the study in Lithuania, Latvia and Estonia.

## LIFE EXPECTANCY AT BIRTH AND AT THE AGE OF 65

## Life expectancy at birth by gender, Slovenia, 1960/61 and 1993/94–2005/06

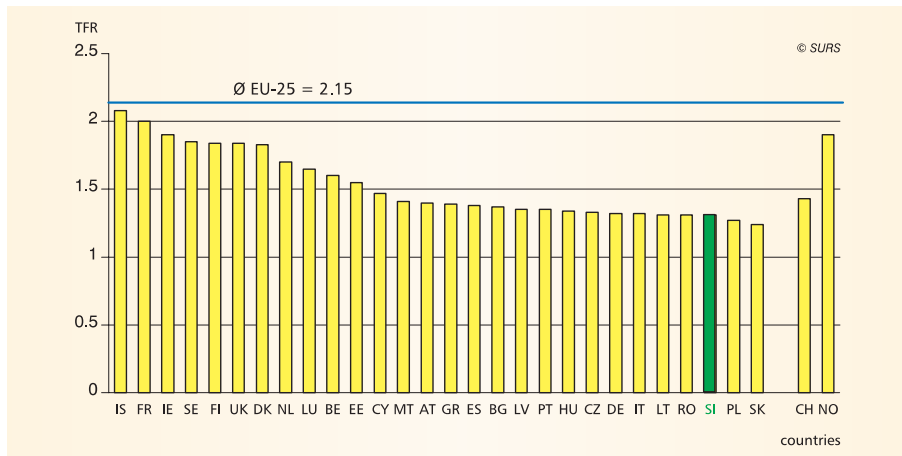


Source: SORS, Deceased

- The life expectancy of a newborn in Slovenia is shorter than in more developed EU-27 Member States, however it is among the highest if compared to new EU Member States. The life expectancy in Slovenia is rising. A boy born in Slovenia in 2005/06 can expect to reach almost 75 years and a girl 82 years; that is 0.8 of a year more for a man and 0.6 of a year more for a woman than in 2004/05. In the last three decades the life expectancy for a man in Slovenia increased by 8.3 years and for a woman by 7.7 years.
- With regard to the life expectancy for a man Slovenia is lagging behind all EU-15 Member States. Among the states that joined the EU in 2004 or later the life expectancy for a man is longer than in Slovenia only in both Mediterranean countries. A boy born in 2006 in Slovenia can expect to reach 74.8 years and a boy born in the same year in Cyprus can expect to reach 78.8 years (which is 4 years more than his peer in Slovenia); a boy born in the same year in Malta can expect to reach 77.0 years (which is 2.2 years more than his peer in Slovenia).
- The life expectancy of a girl born in 2006 in Slovenia is 81.9 years; longer than in Slovenia it is in eleven EU-15 Member States and in Cyprus (82.4 years), in three Member States the expectancy is the same as in Slovenia (in Luxemburg, Greece and Malta), shorter than in Slovenia it is in Denmark (80.7 years) and in the United Kingdom (81.3 years) and all other countries which joined the EU in 2004 or later.
- In 2007 in Slovenia the mean age of a man at death was by 0.6 of a year and for a woman at death by 0.1 of a year higher than was the mean age of men and women at death in 2006. In 2007 men at death were on average 69.1 years old or on average about 9.1 years younger than women at death in the same year; the women were on average 78.2 years old. In the last three decades the mean age of men at death increased by slightly more than 6 years (6.3 years) and the mean age of women at death almost by 8 years (7.8 years).

## FERTILITY

### Total fertility rate (number of live-born children per woman in reproductive age), EU-27 Member States, Norway and Switzerland, 2006

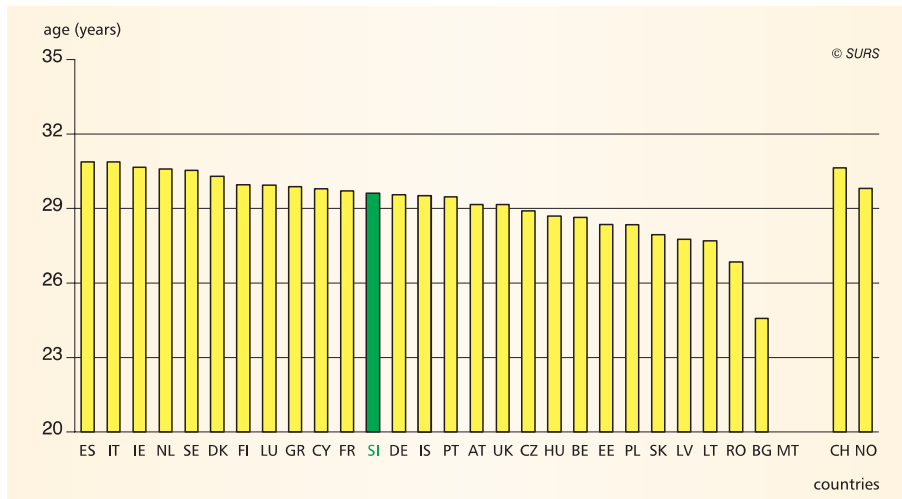


Source: Eurostat

- Rapid growth of the world population is not the result of longer life in all countries in the world but also of high fertility – but mostly in the less developed countries where according to the United Nations a woman in reproductive age during 1995–2000 gave birth on average to 5.47 children (in Slovenia 1.2 children).
- European women aged 15-49, that is in reproductive age, give birth on average to 1.5 children (there are huge differences between the regions in Europe: in northern and north-western Europe 1.8 and 2.0 children, and up to 1.4 children in Germany, Spain, Italy and Eastern Europe). The population replacement rate is 2.1 children per woman.
- The total fertility rate (average number of live births per woman in reproductive age – at the present rate of mortality and under presumption that a woman will reach 49), which was 1.38 for Slovenia in 2007, is similar to the values from the beginning of the 1990s. The values of the coefficient have been growing in Slovenia in the last four years, however the value 1.38 children per woman in reproductive age in Slovenia, similarly as in most other European countries, is still facing the reduced reproduction; Slovenia belongs to the group of countries with one of the lowest fertility rates in Europe.
- Fertility decline has been observed in Slovenia for more than 100 years, and especially after 1980. By the end of the 1970s 30,000 children were born in Slovenia per year, in 2003 the number of live births fell to the lowest number so far (17,321 children). After 2003 their number has been gradually increasing.
- 19,823 children were born in Slovenia (10,152 boys and 9,671 girls) in 2007, which is the most in the last 15 years. From 2003 on, when the number of live births in Slovenia was the lowest so far, it has been gradually increasing. In comparison to 2006 the number of live births in the last year increased by 4.3% or 891 children, and 9.8 children (9.4 children in 2006) were born on average per 1000 population.
- Slovenia has along with Lithuania, Romania, Italy, Poland and Slovakia one of the lowest fertility rates, which has been varying in the last 10 years between 1.24 and 1.32.

## FERTILITY

### Mean age of mother at childbirth, EU-27 Member States, Norway and Switzerland, 2006



Source: Eurostat

- Mothers of newborn babies are also in Slovenia on average older and older, because postponing the maternity into later period has not ended till 2007. The mean age of mother again increased at the birth of the first child and at the birth of all children, namely by 0.2 of a year. In 2007 the mothers in Slovenia were on average 29.9 years old and 28.2 years at the birth of the first child. This is so far the highest age of women at the birth of the first child after the World War II.
- In the middle of the 1970s the women in Slovenia who gave birth for the first time were on average less than 23 years old. Whereas many women in this period started to postpone the birth of a child into later period (women took more time for education, their share in higher education increased; more and more women took a job), their mean age at the birth of the first child started to increase.

### Mean age of mother at childbirth, Slovenia, selected years

Mean age of mother at childbirth of:	1970	1977	1987	1997	2006	2007
all children	26.1	25.4	25.6	27.7	29.7	29.9
first child	23.0	22.9	23.3	25.6	28.0	28.2

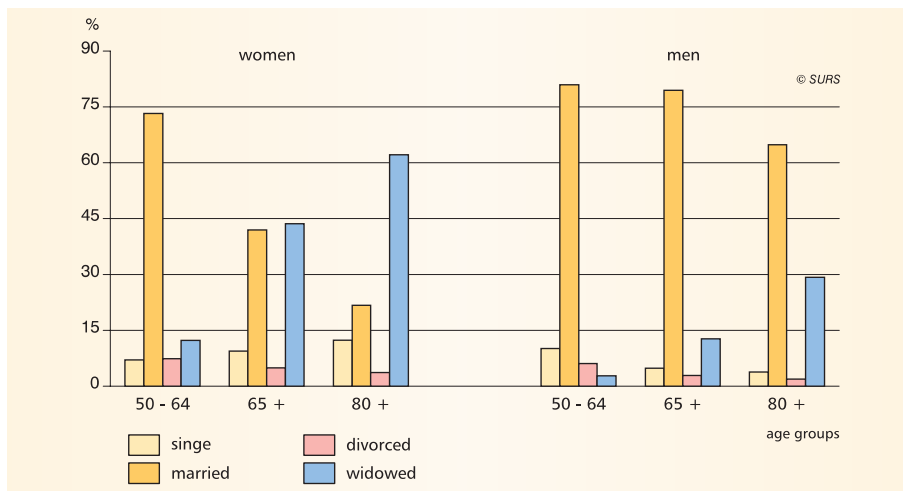
Source: SORS, Births

- One third of women (3,108) who became mothers for the first time in 2007 were older than 30. The most fertile group of women in 2007 were women aged 28–30. 1000 women of this age gave birth to about 119 children. Also in 2006 most children were born to women from this age group, but there were slightly fewer children. 15 years ago the same number of children was born to mothers aged 23. In 2007 in comparison to 2006 the fertility of women aged 34 increased the most.
- With these values Slovenia is close to the EU-27 average. Among the new EU Member States, in 2006 the youngest mothers at birth of children were those in Bulgaria and Romania and the oldest in Spain and Italy.



## MARITAL STATUS OF PERSONS AGED 50+

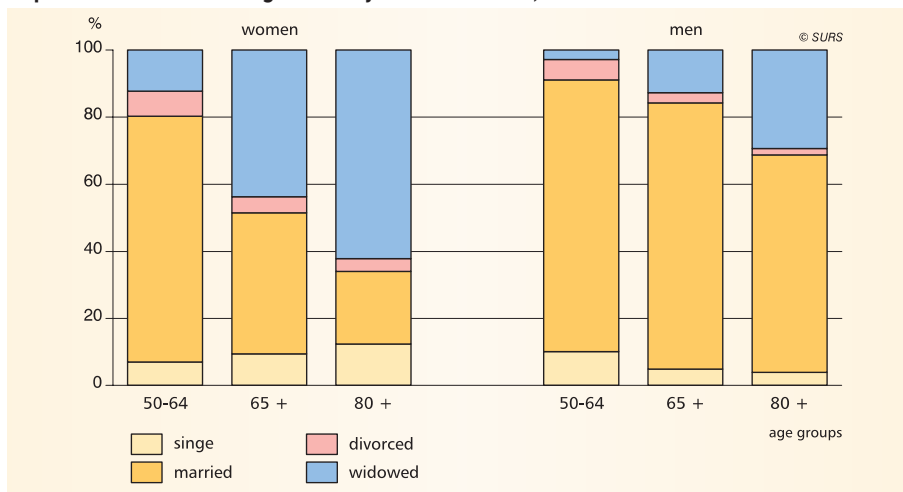
## Population of Slovenia aged 50+ by marital status, Census 2002



Source: SORS, Census 2002

■ The fact is that in Slovenia women die older than men and this affects also the situation shown by the data on the marital status of men and women aged 65+. Up to the age of 65 most of both, men and women, are still married. With regard to persons aged 65+ and especially persons aged 80+, the share of widowers and especially of widows is much larger than the share of married or single persons.

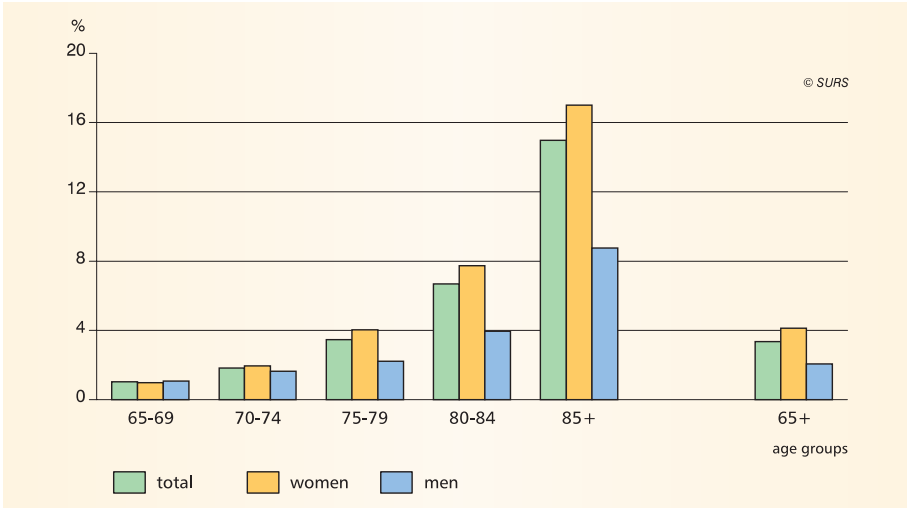
## Population of Slovenia aged 50+ by marital status, Census 2002



Source: SORS, Census 2002

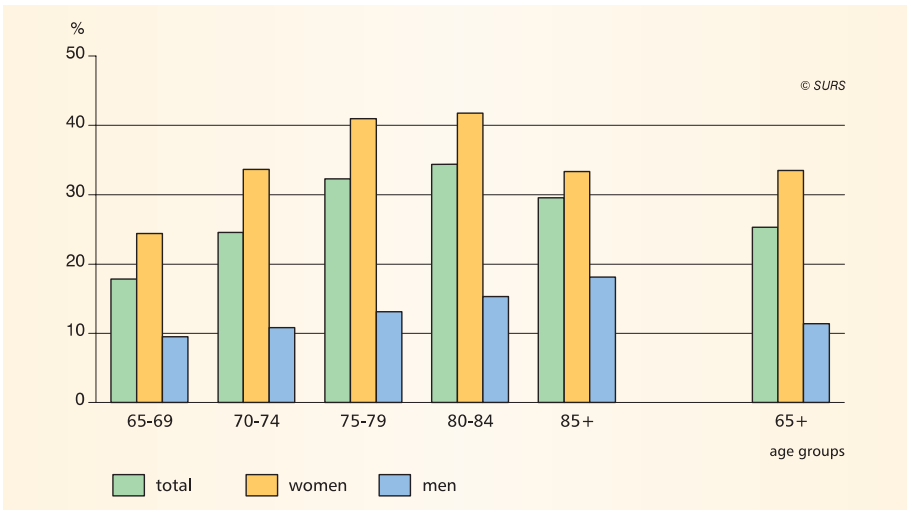
**PERSONS AGED 65+ BY THE TYPE OF HOUSEHOLD THEY LIVE IN**

**Persons aged 65+ who live in collective households by gender, Slovenia, Census 2002**



Source: SORS, Census 2002

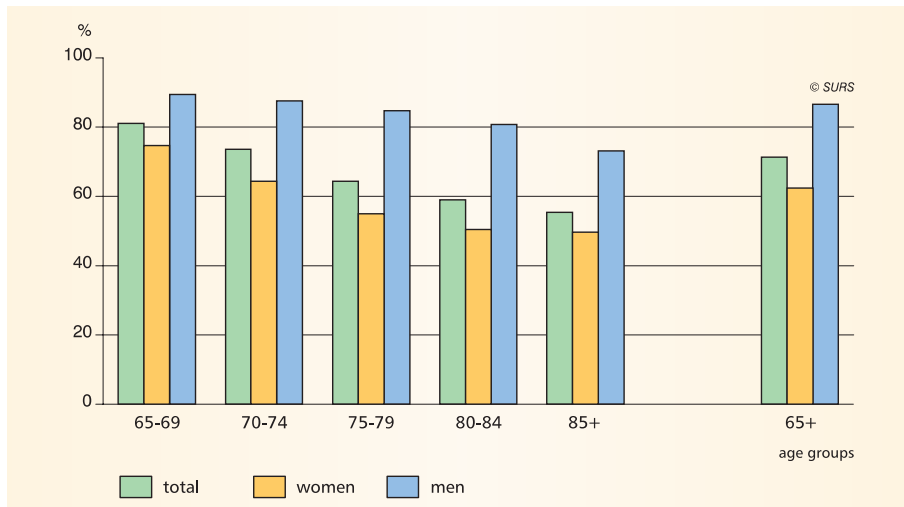
**Persons aged 65+ who live alone (in private households) by gender, Slovenia, Census 2002**



Source: SORS, Census 2002

## PERSONS AGED 65+ BY THE TYPE OF HOUSEHOLD THEY LIVE IN

Persons aged 65+ who live in households with two members or more by gender, Slovenia, Census 2002



Source: SORS, Census 2002

- At Census 2002 in Slovenia most of the the elderly aged 65+ lived in »private« households with two or more members (86.6% men of such age and 62.4% women of such age). The shares of both are decreasing with age.
- In this age group 3.4% of people lived in collective households (2.1% men and 4.1% women) at the 2002 census. Their share is increasing after the completed age of 75. The largest share of persons who at the 2002 census lived in collective households was recorded in the age group 85+, namely 15% (8.8% men of such age and 17.0% women of such age).
- Many persons older than 65 lived alone at the 2002 census: in all age groups there were twice as many such women than men. In the group of persons aged 65+ 25.3% of them lived alone (one-member households), namely 11.4% men and 33.5% women. The share of women who live alone and are in the age group 70+ is always higher than 33%; this share, however, is the highest in the age group 80-84 (41.8%). On the other hand, only 5.3% men of such age live alone.

## PENSIONERS AND PENSIONS

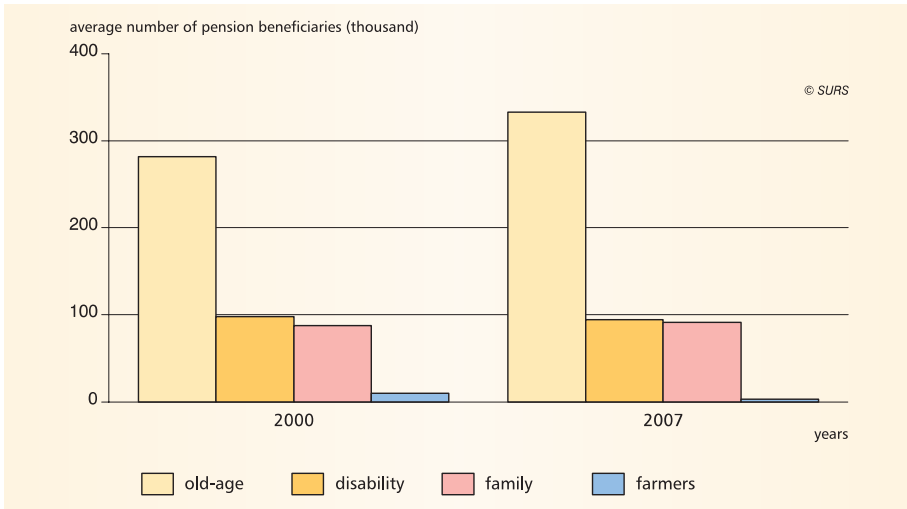
### Average number of pensioners and the insured persons of pension and disability insurance, Slovenia, 1992-2007



Source: ZPIZ, Report 2007

■ The intensity of population ageing is reflected in the increase in the number of pensioners. The number of pension beneficiaries in Slovenia, entitled to receive pension in Slovenia, is increasing; their number (old-age, disability, family and farmers' pensions) has been increasing in the last decade (2000–2007) on average by 1.5% per year. In 2007 there were 543,473 retired persons in Slovenia, which is 1.3% or 6,965 more than a year before.

## PENSIONERS AND PENSIONS

**Number of pension beneficiaries<sup>1</sup> by types of pensions (old-age, disability, family and farmers), Slovenia, 2000 and 2007**

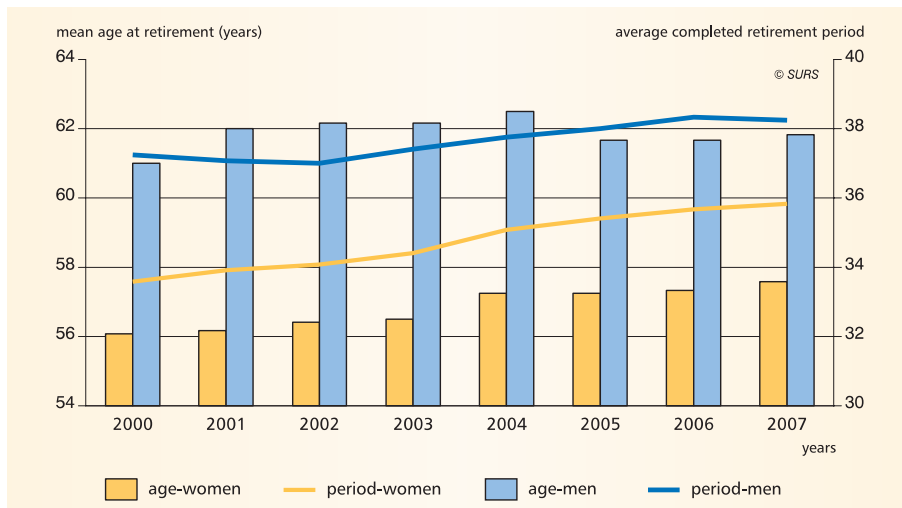
Sources: SORS, Chronicle 2007 and ZPIZ, Annual report 2007

- Among the pensioners in 2007 the highest share was represented by old-age pensioners (61.2%), followed by disability pensioners (17.4%), family pensioners (12.1%) and widow pensioners (4.8%). In the 2000-2007 period mostly women were in the group of pension beneficiaries.

<sup>1</sup> Data related to the number of pension beneficiaries show only beneficiaries who were entitled to receive pension in Slovenia; the beneficiaries of military pensions, pension advances and supplements to the pensions were not considered, because they were entitled to this right in other republics of the former Yugoslavia.

## PENSIONERS AND PENSIONS

### Average completed retirement period of pensioners and mean age at retirement of old-age pensioners by gender, Slovenia, 2000-2007

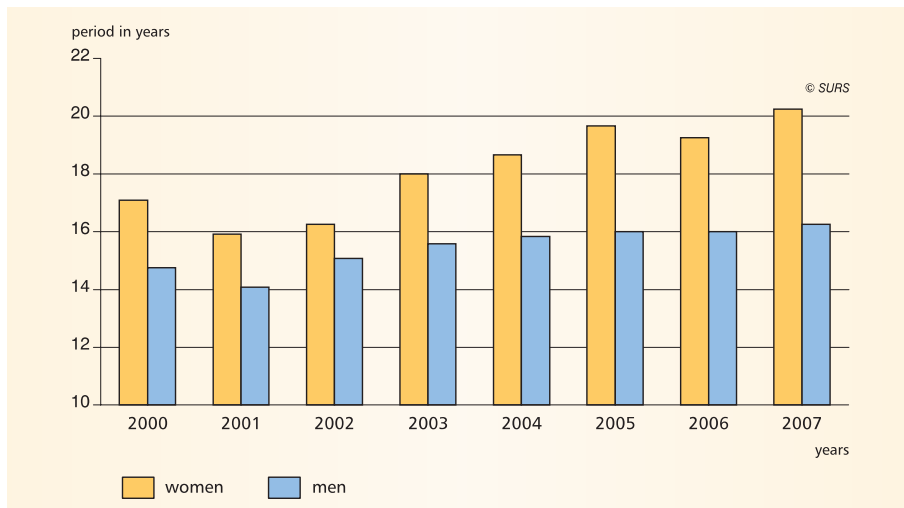


Sources: SORS, Statistical chronicle 2007 and ZPIZ, Report for 2007

- The legally prescribed age for enforcement of full old-age pension which is being implemented gradually in Slovenia is 63 years for women and 65 years for men. The average actual retirement age for old-age pension allowances was in 2007 for women 57 years and 7 months and for men 61 years and 10 months.
- Also the mean age of pension beneficiaries (old-age and disability) is increasing; the age of women faster than the age of men. If we categorize beneficiaries of old-age and disability pensions by age categories, we can conclude that women have always been retiring earlier than men, however the results of the pension reforms can already be perceived (ZPIZ-1). According to the working period that was prolonged by legal acts, during the 2000-2007 period the number of female pensioners aged 50-54 and 55-59 was decreasing and it was rising in higher age categories. In the same period the number of disability pensioners, men and women, was decreasing, whereas men prevailed (in all age categories).
- The Pension and Disability Insurance Act (ZPIZ-1), taking effect in Slovenia on 1 January 2000, establishes that the insurance period includes the periods of insurance but only on condition of paying the prescribed contributions for the respective period. On average the retired persons "contributed into the pension insurance system": women 32 years and men 37 years.

## PENSIONERS AND PENSIONS

**The period during which the female and male pensioners receive their pension or the period from retirement till death, Slovenia, 2000-2007**

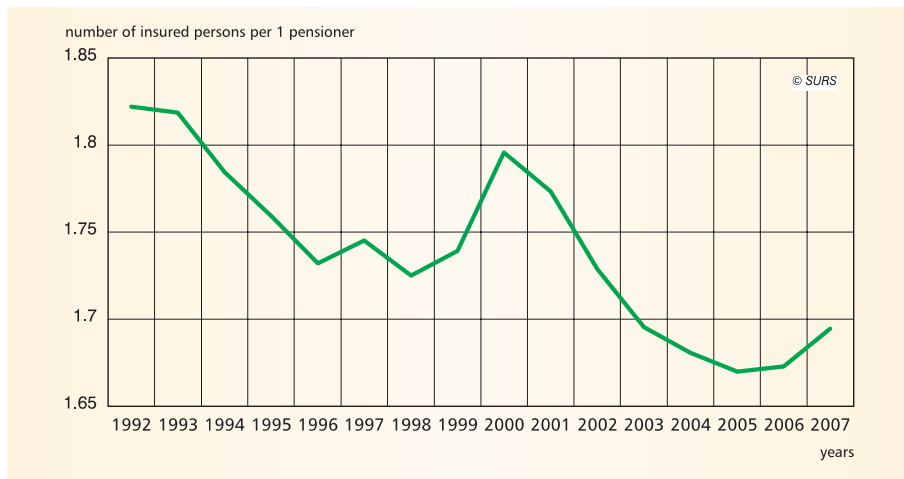


Source: ZPIZ, Report 2007

- People live longer, meaning that they are retired for a longer period of time and receive a pension over a longer period, too. With longer life the period of benefiting the pension extends every year by two months. The average period of receiving the old-age pension (from retirement till death) was in December 2007 in Slovenia for women 20 years and for men 16.
- There are more and more people in Europe receiving the pensions and less and less people paying contributions for pensions from their salaries. In all EU-27 Member States, not only in Germany, Spain, Italy, France, Austria, great problems arise out of that, because the relationship between inflows and outflows into pension funds is worsening; the experts predict this situation is to become very difficult between 2020 and 2040.
- Also in Slovenia the number of pensioners continues to grow and in view of the poor growth of persons in employment, the pension system, to a great extent based on intergenerational solidarity, is facing great problems in fulfilling the given tasks. Money coming from contributions from gross earnings, providing the financial means for pensioners' pensions, is at the same time totally used for payment of pensions. The grounds of this system »from hand to mouth«, which is or was used in various forms by most European countries, is a historical tradition of the Bismarck model: this is a compulsory pension insurance for an individual, based on solidarity and big humanity and despite urgent changes it cannot be just terminated.

## PENSIONERS AND PENSIONS

### Ratio between the number of insured persons of pension and disability insurance and the number of pensioners, Slovenia, 1992-2007



Source: ZPIZ, Report 2007

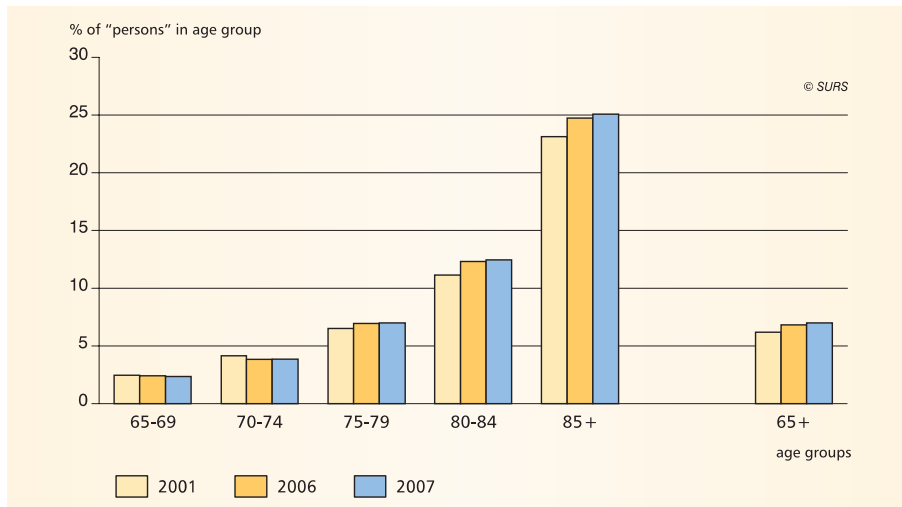
- If we want to have an overview of »burdening« of currently employed persons with the »expenditures« for paying the pensions, it is necessary to compare the number of pensioners with the number of persons who have the retirement and disability insurance<sup>2</sup> and pay the contribution to the national fund. Decreasing the number of births and slowing down the mortality is changing the relationship between the number of insured persons and pensioners.
- Although the number of insured persons in Slovenia is also increasing: average annual number of these persons increased by 0.7% in the 2000-2007 period; the strongest growth, 2.9%, in that period was noticeable in 2007, and in the relationship between the insured persons and pensioners the benefits are on the side of pensioners. From 1984 (or 1990), when the ratio was 3 (or 2.3) insured persons per one pensioner, the value of the ratio decreased already in 1992 to 1.82 insured person per one pensioner, and by 2007 to 1.69. Inbetween the values were slightly going up and down, but mostly falling.
- After 2005 the insured persons - pensioners relationship has been somewhat »improving«, because the number of persons paying the contribution into the national fund has increased due to smaller unemployment and greater number of employed people, however the old-age dependency ratio is projected to increase 2.5-fold by 2050 in comparison to 2005.

<sup>2</sup> Retirement and disability insurance in the Republic of Slovenia is obligatory and unique for all insured persons. The obligatory pension and disability insurance includes employees within organizations or at other employers, private persons, having independent economic or professional activity, farmers and members of their households and some other persons, performing different activities, which are the basis for compulsory insurance. Source: <http://www.zpiz.si/src/predstavitev/zavarovanci.html>



## BENEFICIARIES AND USERS OF DIFFERENT TYPES OF ASSISTANCE

### Share of assistance and attendance allowance beneficiaries by age groups, Slovenia, December 2001, 2006 and 2007



Source: ZPIZ

■ Special attention has to be paid to the pensioners whose pensions are so low that they do not provide a decent old age, not even together with pension support. Supplement for assistance and attendance allowance is a benefit received by beneficiaries in the case when they cannot independently cover all or the majority of basic vital needs. The right to assistance and attendance allowance goes to pension beneficiaries (old-age, disability, widow's or family) and to some insured persons with permanent residence in the Republic of Slovenia, who depend on constant help and service from other people if they want to survive. Entitlement to the right is conditioned upon a special personal status and preliminary opinion of the expert, saying that such a person necessarily needs permanent help and service from other people to survive and that this is a person entitled to such right by law due to certain health circumstances. The number of assistance and attendance allowance beneficiaries in Slovenia is increasing: in 2001 it was received by 24,000 beneficiaries (74.3% of them were older than 64), in 2006 it was received by 28,000 beneficiaries (77.2% of them were older than 64 years), and in 2007 by 29,584 beneficiaries (77.4% of them were older than 64).

■ Data on assistance and attendance allowance beneficiaries by age groups and gender for 2001, 2006 and 2007 show a stronger growth in age groups especially after 75 years of age, namely in the age group 75–79 more for men than women and in the age group 80+ more for women, which is logical, because women live longer. Whereas in 2001 25% of men aged 85+ benefited from the assistance and attendance allowance, only 21% of men aged 85+ received it in 2007. With women it is vice versa: in 2001 22.5% of women in this age group benefited from the above mentioned assistance, and in 2007 their share exceeded 26%.

## BENEFICIARIES AND USERS OF DIFFERENT TYPES OF ASSISTANCE

### Number of assistance and attendance allowance beneficiaries (65+) by gender, Slovenia, December 2001, December 2006 and December 2007

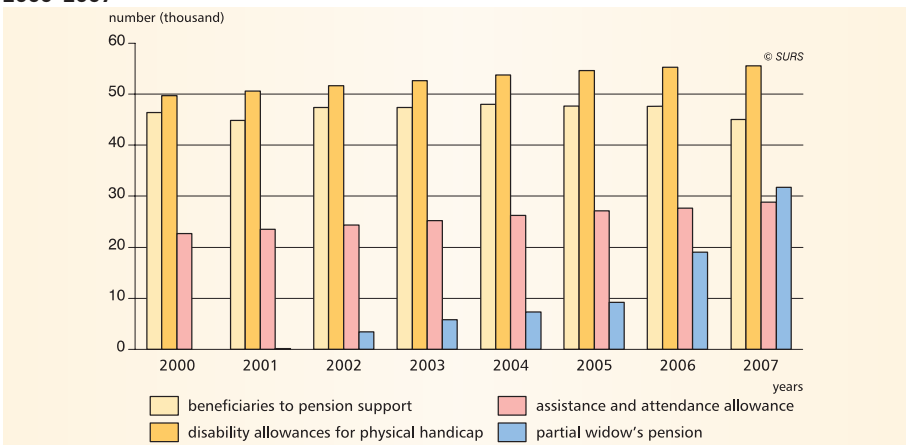


Source: ZPIZ

■ According to the ZPIZ-1 supplementary rights include: pension support, disability allowance, and assistance and attendance allowance.

■ The Pension and Disability Insurance Institute of the Republic of Slovenia paid in 2007 monthly pensions to about 518,805 pensioners from compulsory insurance and 24,668 state pensions and other pensions based on special acts and regulations. According to the ZPIZ it paid 28,799 assistance and attendance allowances, 55,575 disability allowances, 45,021 pension supports and 53,531 compensations out of disability insurance.

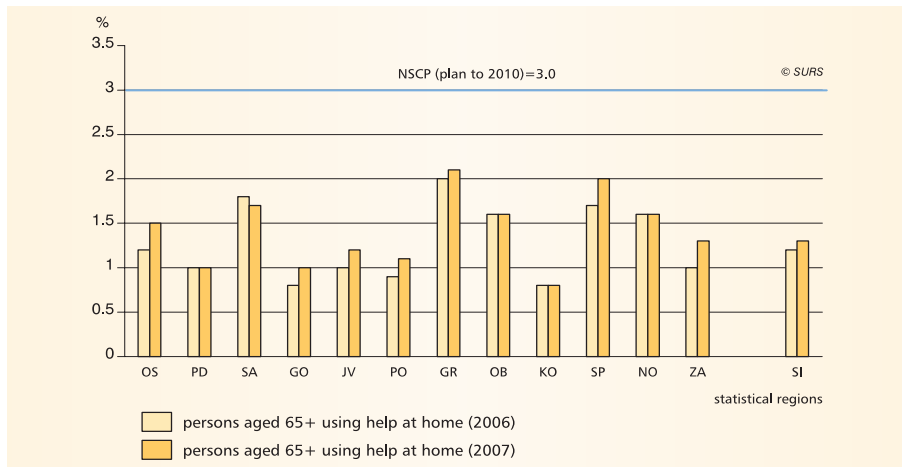
### Average number of beneficiaries to pension support, disability allowances for physical handicap, assistance and attendance allowance and partial widow's pension, Slovenia, 2000-2007



Source: ZPIZ

## BENEFICIARIES AND USERS OF DIFFERENT TYPES OF ASSISTANCE

### Share of persons aged 65+ using help at home, statistical regions, Slovenia, 2006 and 2007



Source: IRSSV; <http://www.irssv.si/portal/index.php/publikacije/leto-2008.html>. page 18

■ The national social care programme (NSCP) from 2006 to 2010 foresees social care at home for at least 10,000 persons aged 65+, that is 3% of persons in this age group and for at least 900 other grown-up persons or at least 0.05% of other grown-up persons who need help at home or mobile help because of mental, physical or sensory disability, grave disease or other reasons (Resolution on the National Social Care Programme for the 2006–2010 period, Official Journal RS 39/2006).

■ Help to the family at home is according to the Social Security Act (Official Journal RS 3/2007) one of the social care services and it includes social care of beneficiary in case of disability, old-age and other cases when social care at home can replace the institutional care. Social care at home is intended for persons having their residential and other living conditions in their living environment provided, if they cannot take care of themselves due to old-age or severe disability and their relatives cannot take care of them or they do not have possibilities for doing so. This is about different organized practical assistances and favours which at least for a limited period of time compensate for the need of institutional care in the institution, another family or other organized type for the beneficiaries.

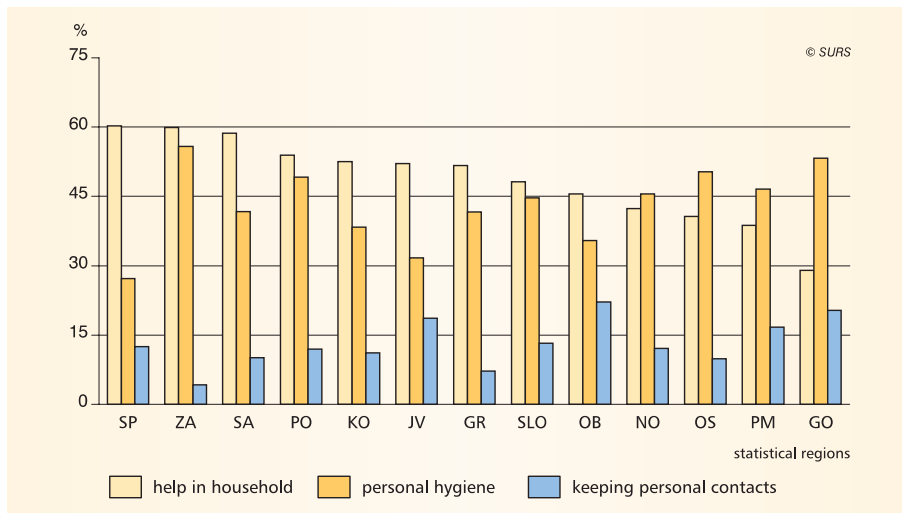
■ Help at home was in the framework of the public service in Slovenia in the first half of 2007 performed by 74 different organizations and operators. In 2006 there were about 5,328 users of help at home per month in Slovenia and only 5,595 in the first half of 2007. In thirteen municipalities (Cankova, Gornji Građ, Hodoš, Horjul, Jezersko, Kostel, Loški Potok, Osilnica, Preddvor, Razkrižje, Škocjan, Šmarješke Toplice and Žetale) there were no users of help at home (in six municipalities this social care service was not provided and in seven municipalities there was no demand).

■ Between the users of help at home most persons (almost half of all users) in 2006 and 2007 were 80+.

■ Help at home was provided to the largest share of persons aged 65+ in the Goriška region (2.1% of all persons in this age group) and the Spodnjeposavska region (2% of all persons in this age group) and the lowest place was taken by the Koroška region, reaching not even 1% of all people in the region aged 65+.

## BENEFICIARIES AND USERS OF DIFFERENT TYPES OF ASSISTANCE

### Help at home by types of help, statistical regions, Slovenia, 2007

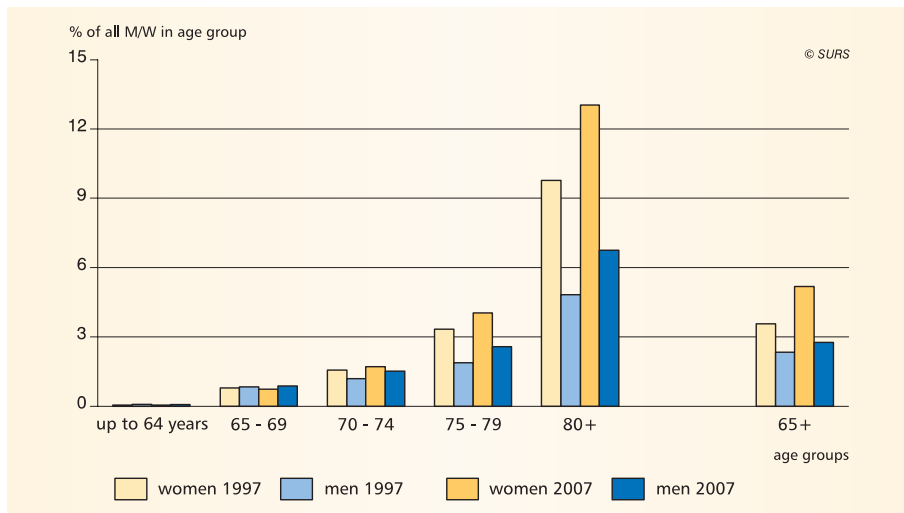


Source: IRSSV; <http://www.irssv.si/portal/index.php/publikacije/leto-2008.html>, page 49

- The service of help at home is adjusted to the needs of individual beneficiary and it includes: help in the household, help in maintaining personal hygiene and help in maintaining social contacts.
- In 2007 almost half (48.1%) of all help at home was help in the household, 44.7% help with personal hygiene and 13.2% help to old persons in maintaining social contacts. As regards statistical regions, the most common type of help provided in the Gorenjska, Notranjsko-kraška, Osrednjeslovenska and Pomurska regions was personal hygiene, whereas less help was provided in the household and in maintaining social contacts.
- The average confirmed price (paid by the user) for the service of help at home per hour in the first half of 2007 was EUR 4.3. The highest average price for help at home was paid by the users in the Obalno-kraška region (EUR 6) and also more than EUR 5 in the Gorenjska region. The lowest average price for help at home was paid in the Koroška region.
- Total costs for help at home per hour were in the first half of 2007 about EUR 13.9. The highest costs were in the Obalno-kraška region (EUR 20.2) and more than EUR 15 in the Notranjsko-kraška, Goriška and Spodnjeposavska regions. The lowest total costs for help at home per hour were established in the Koroška statistical region.
- Help at home was in 2007 realised by 743 social care workers. More than half (58%) of persons performing direct social care were regularly employed and 34.4% were employed on the basis of subsidised employment.

## BENEFICIARIES AND USERS OF DIFFERENT TYPES OF ASSISTANCE

## Persons aged 65+ living in old people's homes, Slovenia, 1997 and 2007

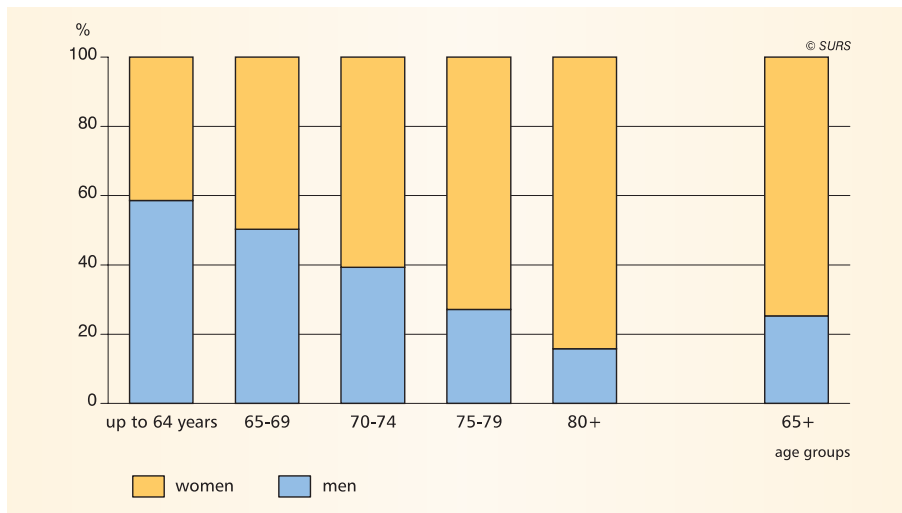


Source: SORS, survey SOC-DOM

- Institutional care is among the social security services an organized form which serves for suppressing and alleviating social distress and problems arising from old-age and is in Slovenia determined by the Social Security Act; the institutional care includes all types of help in institutions, in another family or other organized type of help used to substitute or supplement entitled persons the functions of their home and their own family; in particular accommodation, organized meals, care and medical care.
- Institutional care of older people in Slovenia is performed by old people's homes, being primarily public social care institutions. In 69 old people's homes 13,856 people (10,359 women and 3,497 men) were taken care of in 2007.
- Capacities in social care institutions allow reception of 4% of Slovenia's population aged 65+ and are therefore full to capacity, the number of applications for the reception has been growing annually and waiting "for a free bed" is longer and longer.
- As the the elderly have to be enabled to live independently in their domestic environment as long as they want and can with the external support of a health and social care institution, also old people's homes in Slovenia are performing more frequently some tasks of preparing the environment, family and individuals for the old-age or they help in organization of the support to the family having an older person at home, etc. Institutional care should only be a solution when people can no longer live in their domestic environments and the accommodation in the home is absolutely necessary. Postponing the institutional care is in the interest of the elderly to stay active in their environment until their physical, mental and intellectual capabilities allow them to, and also in the public interest, because the demand for institutional care is limited only to those persons who really need such type of social care.

## BENEFICIARIES AND USERS OF DIFFERENT TYPES OF ASSISTANCE

### Persons living in old people's homes by age groups and gender, Slovenia, 2007

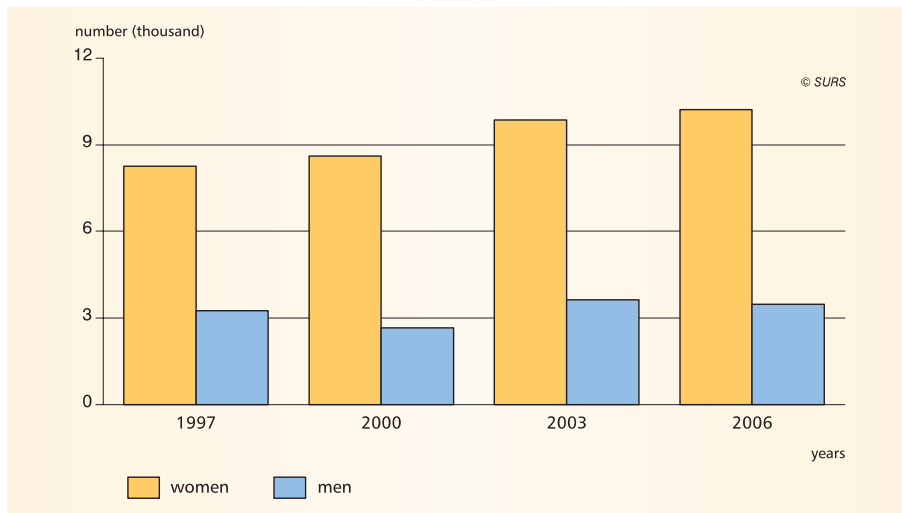


Source: SORS, survey SOC-DOM

- More and more people in Slovenia older than 65 decide to live in an old people's home. In 2007, 2.67% of men and 5.18% of women of this age lived in old people's homes.
- Their share is steeply increasing with age. In 2007, 6.75% of men and 13% of women aged 80+ lived in old people's homes.
- Among the persons living in old people's homes the share of men was larger than the share of women in the age group up to 64 and 65-69. In all higher age groups the share of women exceeded the share of men (mostly among the persons aged 80+, where there were only 15% of men). Among all the persons older than 65 living in old people's homes 25.2% were men and 74.8% were women.

## BENEFICIARIES AND USERS OF DIFFERENT TYPES OF ASSISTANCE

### Persons living in old people's homes, Slovenia, 1997, 2000, 2003 and 2006

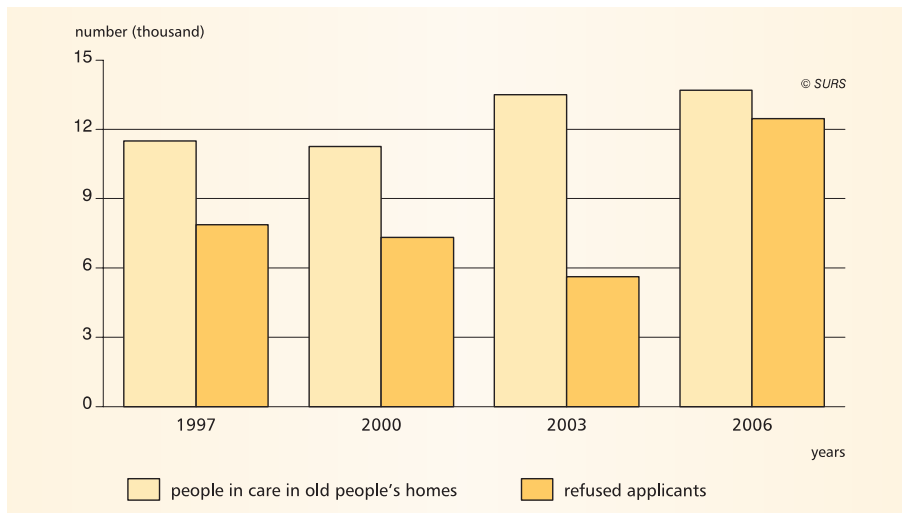


Source: SORS, survey SOC-DOM

- Among the people living in old people's homes the share of women is much greater than the share of men, which is understandable as men in Slovenia die much younger than women.
- In 2007 the mean age of a man at death was 0.6 of a year and that of a woman was 0.1 of a year higher than the mean age of men and women who died a year before. In 2007 in Slovenia men were about 69.1 years old at death, that is 9.1 years younger than women who died in the same year, who were on average 78.2 years old. In the last three decades the mean age of a man at death increased by slightly more than 6 years (6.3 years) and the mean age of a woman at death by almost 8 years (7.8 years).

## BENEFICIARIES AND USERS OF DIFFERENT TYPES OF ASSISTANCE

### Old people's homes, number of persons living in them and number of rejected applications, Slovenia, 1997, 2000, 2003 and 2006



Source: SORS, survey SOC-DOM

- Although the network of social care service and programme providers (including old people's homes) in Slovenia is constantly growing, all applicants for »bed« in a home do not get an approval right away. In Slovenia the needs still exceed capabilities, although there were 69 old people's homes in 2006 and the number of people living there increased by almost 22% in the 2000-2006 period. Only in 2007 14,565 applicants were turned down, but the question is whether this number "hides" also the ones who are filing applications into different institutions or homes at the same time.
- In view of the increased intensity of population ageing in Slovenia it is understandable that demand for possibilities of care or accommodation in old people's homes is increased. As the number of homes and their provision of services is less successfully following the demand, the number of rejected applicants is significantly higher than years ago; the number more than doubled in the 2003-2006 period.
- Also in Slovenia there are more and more people who want to live in their own homes when they are old, although they need daily help and care. According to the model from abroad also Slovenia started with the construction of so-called protected apartments as a possibility of a special type of old people's accommodation. Protected apartments are quite a new type of constructing special apartments. These are autonomous residential units in a building where the elderly (65+) live alone or together with a partner. This is not a special type of old people's home; this kind of apartments are intended for people who cannot live completely alone and usually need organized help and care every day. Such a type of accommodation for older people is very common abroad and it usually replaces the services offered by old people's homes and at the same time postpones the need for these people to go to old people's homes.



## HEALTH CONDITION OF THE ELDERLY

## General health condition of a person according to the age group he/she belongs to, Slovenia, 2006

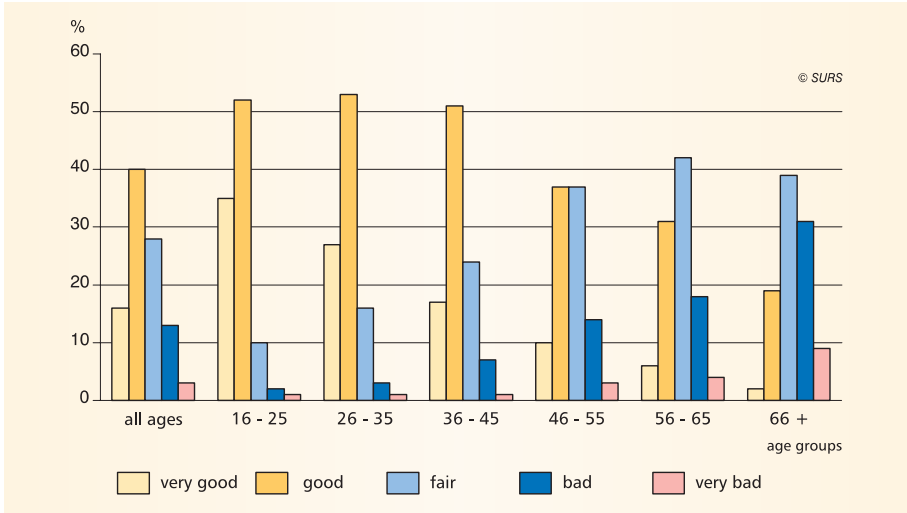


Source: SORS, Survey on Living Conditions; [http://www.stat.si/pxweb/Database/Dem\\_soc\\_08\\_zivljenjska\\_raven/08236\\_zivlj\\_pogoji](http://www.stat.si/pxweb/Database/Dem_soc_08_zivljenjska_raven/08236_zivlj_pogoji)

■ Survey on Living Conditions, EU-SILC, Slovenia, 2006 included also questions on the general health condition of the selected person. The most common answer to this question was “good” (41%). 16% of people answered very good, 28% fair, 13% bad and 3% very bad. The health condition of people is above all related to their age: the older the person, the worse her/his health condition.

## HEALTH CONDITION OF THE ELDERLY

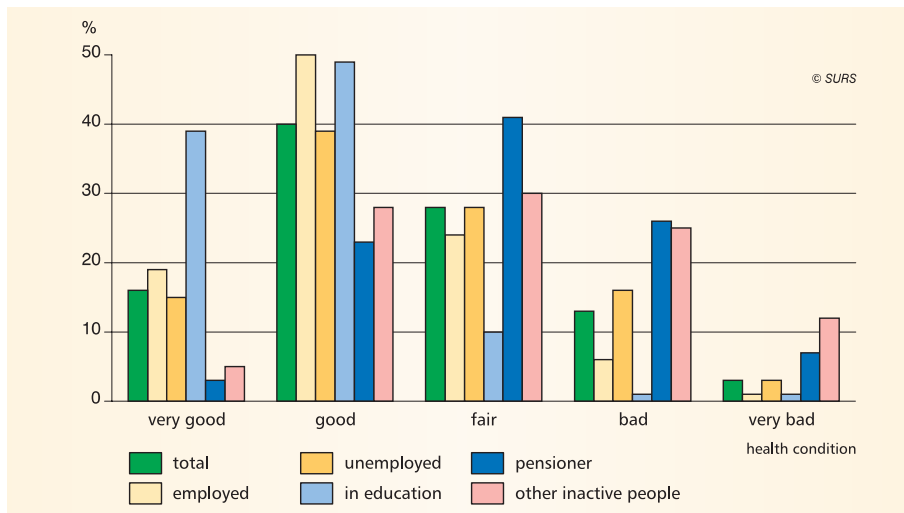
### General health condition of a person according to the age group he/she belongs to, Slovenia, 2006



Source: SORS, Survey on Living Conditions; [http://www.stat.si/pxweb/Database/Dem\\_soc/08\\_zivljenjska\\_raven/08236\\_zivlj\\_pogoji](http://www.stat.si/pxweb/Database/Dem_soc/08_zivljenjska_raven/08236_zivlj_pogoji)

## HEALTH CONDITION OF THE ELDERLY

## General health condition of a person according to his/her current activity status, Slovenia, 2006

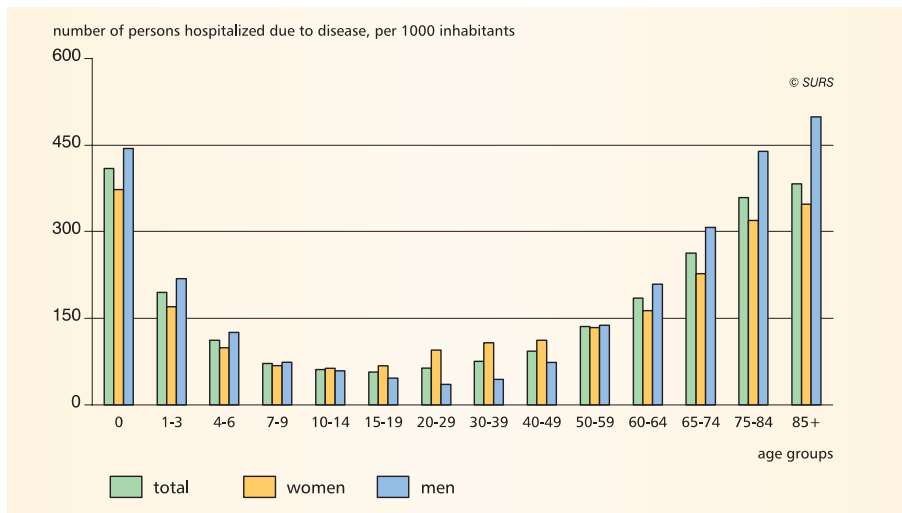


Source: SORS, Survey on Living Conditions; [http://www.stat.si/pxweb/Database/Dem\\_soc/08\\_zivljenjska\\_raven/08236\\_zivlj\\_pogoji](http://www.stat.si/pxweb/Database/Dem_soc/08_zivljenjska_raven/08236_zivlj_pogoji)

- Most people who are employed and those who are still going to school answered in the survey that their health condition was good or very good. Fair, bad and very bad were the replies chosen by the majority of pensioners, unemployed and other inactive people.

## HEALTH CONDITION OF THE ELDERLY

### Hospitalization level due to disease by age groups and gender, Slovenia, 2006

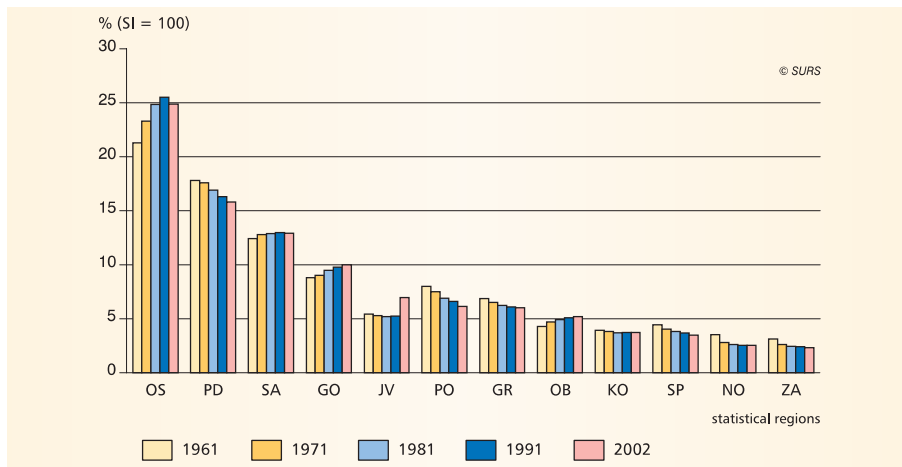


Source: IVZ; [http://www.ivz.si/javne\\_datoteke/datoteke/101-BO\\_bolezni\\_tb\\_gr\\_2006\\_v1.xls](http://www.ivz.si/javne_datoteke/datoteke/101-BO_bolezni_tb_gr_2006_v1.xls)

- The hospitalization level due to disease (which is in Slovenia relatively high in the first year when the child is born) is steeply increasing after completion of 65 years of age, much more with men than with women.

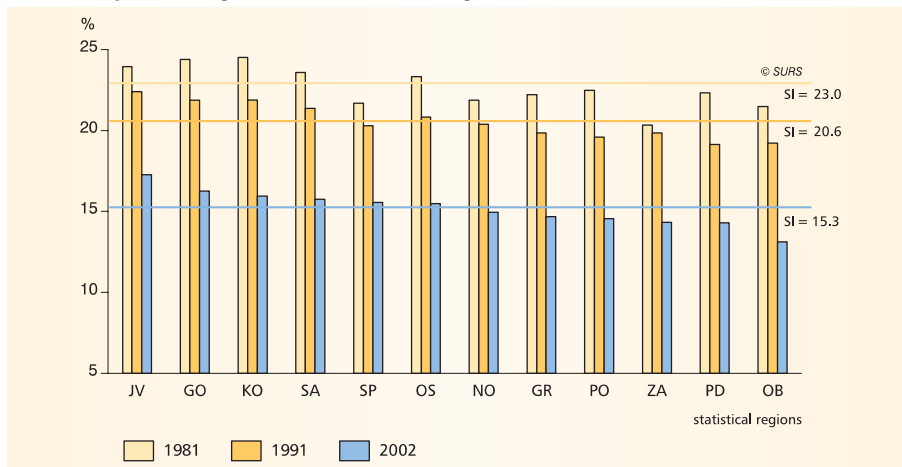
## SELECTED DATA BY STATISTICAL REGIONS

## Population shares by statistical regions, Slovenia, censuses 1961–2002



Source: SORS, Censuses 1961–2002

## Shares of persons aged 0–14, statistical regions, Slovenia, censuses 1981–2002

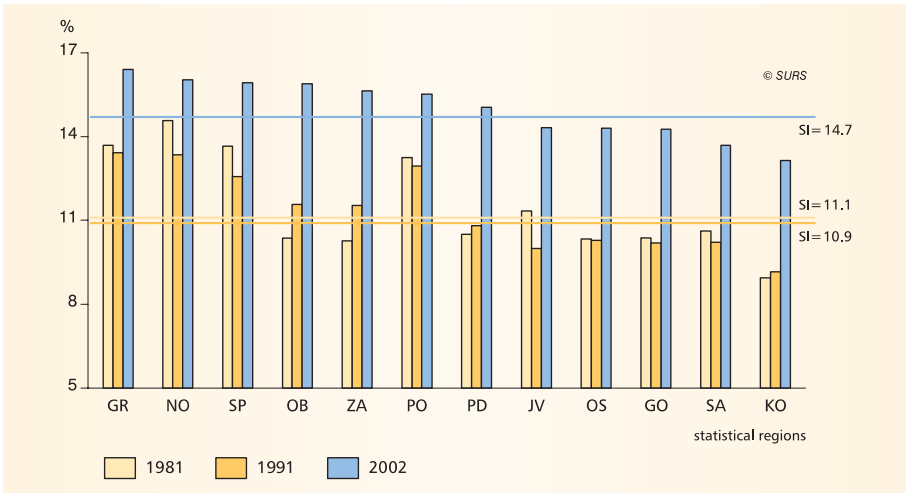


Source: SORS

■ In 1981 the share of population aged 0-14 was 23% in Slovenia and it varied from 20.3% in the Zasavska stat. region with the lowest share to 24.5% in the Koroška stat. region with the highest share. By 1991 the share of persons aged 0-14 has decreased to 20.6% in Slovenia and to 19.2% in the Podravska stat. region, where it had the lowest share, to 22.4% in Jugovzhodna Slovenija stat. region, where it had the highest share. The 2002 census showed that the share of this age group in Slovenia decreased by more than 5% (15.3%), namely to 13.1% in the Obalno-kraška stat. region, where it had the lowest share, to 17.3% in Jugovzhodna Slovenija stat. region, where it had the highest share.

## SELECTED DATA BY STATISTICAL REGIONS

### Shares of persons aged 65+, statistical regions, Slovenia, censuses 1981–2002

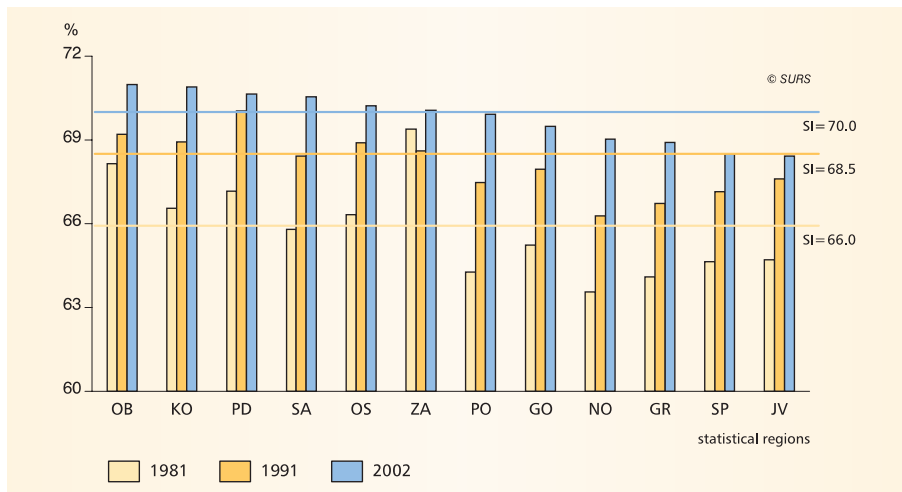


Source: SORS

■ The share of »old« population (65+) increased in all statistical regions of Slovenia as well as at the national level, on average from 11.1% at the 1981 census to 14.7% at the 2002 census. The highest share of old population lived during the last census in the Gorenjska statistical region (16.4%), and the lowest was in the Koroška statistical region (13.1%).

## SELECTED DATA BY STATISTICAL REGIONS

## Share of persons in employment aged 15-64, statistical regions, Slovenia, censuses 1981-2002



Source: SORS

■ Since 1981 the share of persons in employment has increased too and this share reached 65.7% in 1981 and in 2002 already 70.0%. The greatest share of persons in employment had at the 1991 census the Zasavska statistical region (69.3%), and the lowest the Notranjsko-kraška statistical region (63.4%). During the last census in 2002 the share of persons in employment was the highest in the Obalno-kraška statistical region and the lowest was in Jugovzhodna Slovenija statistical region – although the differences between the regions are not as distinct as with the young and old population.

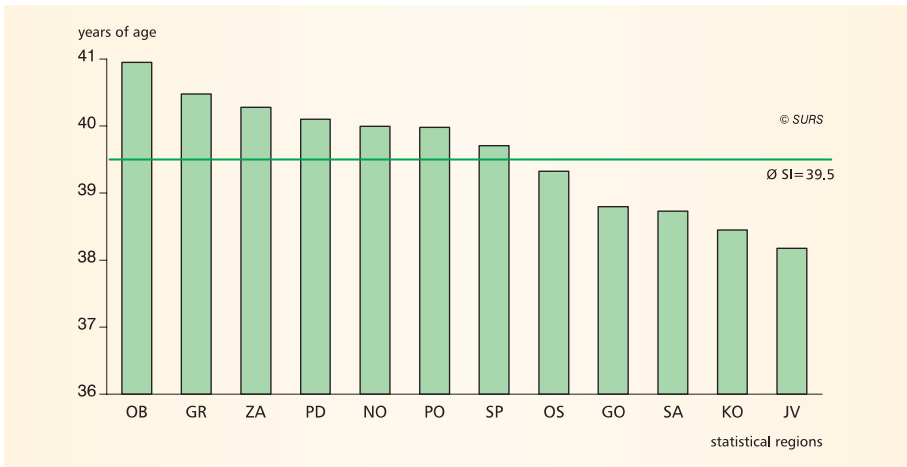
## SELECTED DATA BY STATISTICAL REGIONS

### Mean age of the population, statistical regions, Slovenia, census 1961 (in the descending order)



Source: SORS

### Mean age of the population, statistical regions, Slovenia, census 2002 (in the descending order)

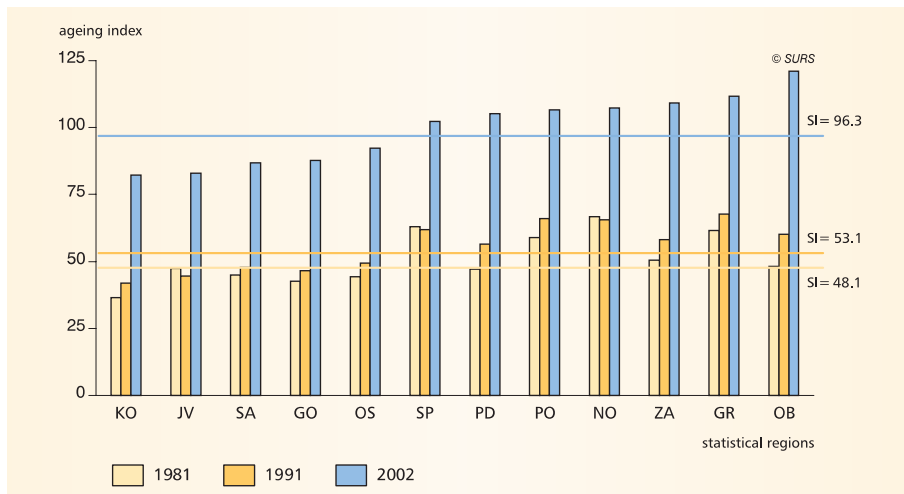


Source: SORS



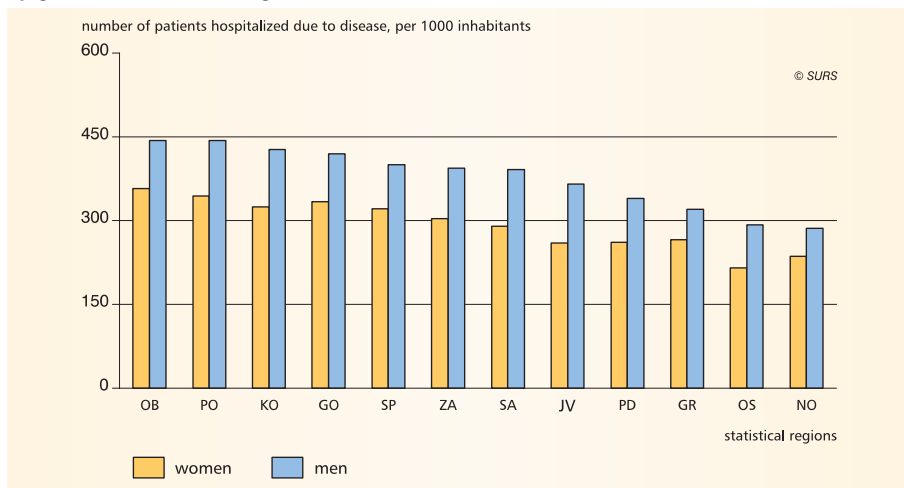
## SELECTED DATA BY STATISTICAL REGIONS

## Ageing index, statistical regions, Slovenia, censuses 1981-2002



Source: SORS

## Hospitalization level of people aged 65+ due to disease (per 1000 population) by gender, statistical regions, Slovenia, 2006

Source: IVZ; [http://www.ivz.si/javne\\_datoteke/datoteke/101-B0\\_bolezni\\_tb\\_gr\\_2006\\_v1.xls](http://www.ivz.si/javne_datoteke/datoteke/101-B0_bolezni_tb_gr_2006_v1.xls)

■ In 2006 the hospitalization levels of people aged 65+ due to disease (per 1000 population) were the highest for men in the Obalno-kraška, Pomurska and Koroška statistical regions and for women in the Obalno-kraška, Goriška and Pomurska statistical regions.

## DEFINITIONS AND EXPLANATIONS OF SOME BASIC CONCEPTS AND ABBREVIATIONS USED

**PENSION SUPPORT** is a social correction intended for the improvement of material security of beneficiaries who receive the lowest pensions and are insured for the whole range of rights from the compulsory insurance. The right is conditioned on financial situation of a pension beneficiary and family members he/she lives with in a collective household.

**NEW CRONOS** – Eurostat's database

**DATABASE** is a multi-user, formally defined and centrally controlled data collection. It provides a multitude of linked data which are stored in a computer system. Access is centralised and enabled with a database management system.

**PPS**, Purchasing Power Standard

**SZK**, Farmers' Old-Age Insurance Act,

**IRSSV**, Social Protection Institute of the Republic of Slovenia

**IVZ**, Institute of Public Health of the Republic of Slovenia

**ZPIZ**, Pension and Disability Insurance Institute of Slovenia

**EUROPOP2008**, Eurostat population projections 2008-2060, EUROPOP2008, established according to the convergence scenario for period from 2008 to 2060

**Census 2002**, Census of Population, Households and Housing, Slovenia, 31 March, 2002

**Persons aged 80+**, persons who have already completed 80 years of age or more

**Persons aged 65+**, persons who have already completed 65 years of age or more

**Censuses 1948-2002** include censuses in 1948, 1953, 1961, 1971, 1981, 1991 and 2002

**SORS**, Statistical Office of the Republic of Slovenia

### **LARGE AGE GROUPS:**

0-14 years	young generation
15-64 years	middle generation
65+	third generation

**LIST OF USED ABBREVIATIONS FOR STATISTICAL REGIONS OF SLOVENIA**

Pomurska	PO
Podravska	PD
Koroška	KO
Savinjska	SA
Zasavska	ZA
Spodnjeposavska	SP
Jugovzhodna Slovenija	JV
Osrednjeslovenska	OS
Gorenjska	GO
Notranjsko-kraška	NO
Goriška	GR
Obalno-kraška	OB

**LIST OF COUNTRIES: NAMES AND ABBREVIATIONS (ISO 3166)**

Country name	Abbr.	Country name	Abbr.
<b>EU-27, TOTAL</b>	<b>EU-27</b>		
Austria	AT	Hungary	HU
Belgium	BE	Malta	MT
Bulgaria	BG	Germany	DE
Cyprus	CY	Netherlands	NL
Czech Republic	CZ	Poland	PL
Denmark	DK	Portugal	PT
Estonia	EE	Romania	RO
Finland	FI	Slovakia	SK
France	FR	Slovenia	SI
Greece	GR	Spain	ES
Iceland	IS	Sweden	SE
Italy	IT	United Kingdom	UK
Latvia	LV		
Lithuania	LT	Ireland	IE
Luxemburg	LU	Norway	NO
		Switzerland	CH

## HOW TO OBTAIN STATISTICAL DATA AND INFORMATION?

- **on Statistical Office's website**  
www.stat.si
- **via mail, phone, fax and e-mail**  
address: Statistical Office of the Republic of Slovenia  
Vožarski pot 12, 1000 Ljubljana, Slovenia  
phone: +386 1 241 51 04  
fax: +386 1 241 53 44  
answering machine: +386 1 475 65 55  
e-mail: info.stat@gov.si
- **by ordering statistical publications**  
address: Statistical Office of the Republic of Slovenia  
Vožarski pot 12, 1000 Ljubljana, Slovenia  
phone: +386 1 241 52 84  
fax: +386 1 241 53 44  
e-mail: prodaja.surs@gov.si
- **by visiting the Information Centre**  
office hours: Monday to Thursday from 9.00 to 15.30  
Friday from 9.00 to 14.30