

# Extremal embedded graphs\*

Qi Yan , Xian'an Jin †

*School of Mathematical Sciences, Xiamen University,  
Xiamen 361005, P. R. China*

Received 3 September 2017, accepted 19 October 2019, published online 13 December 2019

---

## Abstract

Let  $G$  be a ribbon graph and  $\mu(G)$  be the number of components of the virtual link formed from  $G$  as a cellularly embedded graph via the medial construction. In this paper we first prove that  $\mu(G) \leq f(G) + \gamma(G)$ , where  $f(G)$  and  $\gamma(G)$  are the number of boundary components and Euler genus of  $G$ , respectively. A ribbon graph is said to be extremal if  $\mu(G) = f(G) + \gamma(G)$ . We then obtain that a ribbon graph is extremal if and only if its Petrial is plane. We introduce a notion of extremal minor and provide an excluded extremal minor characterization for extremal ribbon graphs. We also point out that a related result in the monograph by Ellis-Monaghan and Moffatt is not correct and prove that two related conjectures raised by Huggett and Tawfik hold for more general ribbon graphs.

*Keywords:* Ribbon graph, medial graph, Petrie dual, extremal minor, orientation.

*Math. Subj. Class.:* 05C10, 05C83, 57M15

---

## 1 Introduction

A cellularly embedded graph is a graph  $G$  embedded in a surface  $\Sigma$  such that every connected component of  $\Sigma - G$  is a 2-cell, called a face. If  $G \subset \Sigma$ , the homeomorphism class of the surface  $\Sigma$  generates an equivalence class of cellularly embedded graphs, and we say that cellularly embedded graphs are equal if they are in the same equivalence class. We assume familiarity with cellularly embedded graphs, referring the reader to [6, 13] for further details.

We use standard notations  $V(G)$ ,  $E(G)$  and  $F(G)$  to denote the sets of vertices, edges, and faces, respectively, of a cellularly embedded graph  $G$  and  $v(G) = |V(G)|$ ,  $e(G) =$

---

\*We thank the anonymous referee for valuable comments and corrections. This work is supported by NSFC (Grant Number 11671336) and the Fundamental Research Funds for the Central Universities (No. 20720190062).

†Corresponding author.

*E-mail addresses:* qiyamath@163.com (Qi Yan), xajin@xmu.edu.cn (Xian'an Jin)

$|E(G)|$  and  $f(G) = |F(G)|$ , respectively. In general, a finite number of connected cellularly embedded graphs will form a disconnected cellularly embedded graph. Let  $k(G)$  denote the number of connected components of  $G$ . A graph is said to be bipartite if it does not contain odd cycles. A face of a cellularly embedded graph is called even if its boundary has an even number of edges (it is possible that a single edge appears twice in the boundary of a face and under such circumstances the edge will be counted twice).

Let  $\mu(G)$  be the number of components of the virtual link formed from a cellularly embedded graph  $G$  via the medial construction. It was originally called *left-right paths* of cellularly embedded graphs in [16]. Let  $T_G(x, y)$  be the Tutte polynomial [17] of the graph  $G$ . It is shown in [10, 11] that

$$T_G(-1, -1) = (-1)^{e(G)}(-2)^{\mu(G)-1},$$

if  $G$  is embedded in the plane, the real projective plane or the torus. For many families of planar graphs, their link component numbers have been determined, see, for example, [5, 8, 14, 15].

Cellularly embedded graphs are equivalent to ribbon graphs. In this paper we mainly work in the language of ribbon graphs. In this paper we first prove that  $\mu(G) \leq f(G) + \gamma(G)$  for any ribbon graph  $G$ , where  $f(G)$  and  $\gamma(G)$  are the number of boundary components (i.e. faces of the corresponding cellularly embedded graph) and Euler genus of  $G$ , respectively. A ribbon graph is said to be *extremal* if  $\mu(G) = f(G) + \gamma(G)$  and a ribbon graph is plane if its Euler genus is zero. In [9], the authors studied extremal plane graphs and in [7], Huggett and Tawfik studied extremal cellularly embedded graphs on orientable surfaces of positive genus. In this paper we extend their results to any ribbon graph and also obtain that a ribbon graph is extremal if and only if its Petrial is plane. In [12], Moffatt introduced the notion of minors of ribbon graphs and gave an excluded minor characterization of the family of ribbon graphs that represent knot and link diagrams. In [3], Chudnovsky et al introduced a notion of bipartite minor and proved a bipartite analog of Wagner's theorem. In this paper we imitate them and introduce a notion of extremal minor and provide an excluded extremal minor characterization for extremal ribbon graphs.

In [7], Huggett and Tawfik also conjectured

**Conjecture 1.1** ([7]). *If  $G$  is an extremal graph cellularly embedded on a torus then each face of  $G$  is even.*

Furthermore,

**Conjecture 1.2** ([7]). *If  $G$  is an extremal graph cellularly embedded on a torus then  $G$  is bipartite.*

It is obvious Conjecture 1.2 implies Conjecture 1.1. In this paper, we shall show Conjecture 1.1 holds for any extremal cellularly embedded graphs and Conjecture 1.2 holds for any orientable extremal cellularly embedded graphs, but is not true for non-orientable extremal embedded graphs. We also point out that the second claim of Proposition 3.27 in [4] is not correct.

## 2 Preliminaries

There are several ways to represent cellularly embedded graphs, and it is often more convenient and natural to work in the language of one or the other of these representations.

Thus, we briefly describe ribbon graphs. We refer the readers to [1, 2] and the monograph [4] for details. Readers familiar with them can skip this section.

**Definition 2.1** ([1]). A ribbon graph  $G = (V(G), E(G))$  is a (possibly non-orientable) surface with boundary, represented as the union of two sets of topological discs, a set  $V(G)$  of vertices, and a set  $E(G)$  of edges such that

1. the vertices and edges intersect in disjoint line segments, we call them *common line segments*;
2. each such line segment lies on the boundary of precisely one vertex and precisely one edge;
3. every edge contains exactly two such line segments.

If we delete the two common line segments from the boundary of an edge in a ribbon graph then we obtain exactly two disjoint line segments, we call them *edge line segments* of the edge. Two ribbon graphs are said to be equivalent or equal if there is a homeomorphism between them that preserves the vertex-edge structure. A ribbon graph is said to be orientable if it is orientable when viewed as a surface with boundary. Similarly, the genus,  $g(G)$ , of a ribbon graph  $G$  is its genus when viewed as a punctured surface. The genus of a disconnected ribbon graph is the sum of the genera of its connected components. The genus of a surface is not additive under connected sums. For example the connected sum of a torus and a real projective plane, which, are both surfaces of genus 1, is homeomorphic to the connected sum of three real projective planes, a surface of genus 3. To get over this technical difficulty, the Euler genus,  $\gamma$ , which is additive under the connected sum, is defined. Let  $G$  be a connected ribbon graph. Then

$$\gamma(G) = \begin{cases} 2g(G), & \text{if } G \text{ is orientable,} \\ g(G), & \text{if } G \text{ is non-orientable.} \end{cases}$$

If  $G$  is not connected, then  $\gamma(G)$  is defined as the sum of the Euler genus of each of its connected components. We say that a ribbon graph  $G$  is a plane graph if  $\gamma(G) = 0$ .

It is well known that ribbon graphs and cellularly embedded graphs are equivalent: if  $G$  is a cellularly embedded graph, a ribbon graph representation results from taking a small neighbourhood of the embedded graph  $G$ . Neighbourhoods of vertices of the graph  $G$  form the vertices of a ribbon graph, and neighbourhoods of the edges of the embedded graph form the edges of the ribbon graph. On the other hand, if  $G$  is a ribbon graph, we simply cap off the punctures to obtain a closed surface and then the core of the ribbon graph is exactly cellularly embedded in this surface. An example is given in Figure 1 [4]. Since cellularly embedded graphs and ribbon graphs are equivalent, we can, and will, move freely between these representations, choosing whichever is most convenient at the time for our purposes. In the context of ribbon graphs,  $f(G)$  is the number of boundary components of the ribbon graph  $G$ .

The Euler characteristic,  $\chi(G)$ , of a ribbon graph  $G$ , is defined by

$$\chi(G) = v(G) - e(G) + f(G).$$

It is related to the Euler genus by the following formula:

$$\chi(G) = v(G) - e(G) + f(G) = 2k(G) - \gamma(G).$$

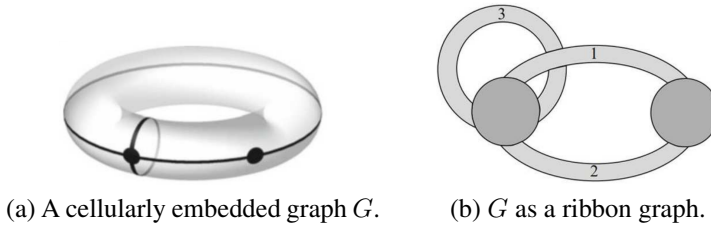


Figure 1: Two presentations of the same embedded graph.

A loop (respectively, cycle) in a cellularly embedded graph is said to be non-orientable if its small neighbourhood is homeomorphic to a Möbius band. Otherwise it is said to be orientable. It is more obvious if we use the language of ribbon graphs.

We use the language of ribbon graphs to define the deletion and contraction of an edge. Let  $G = (V(G), E(G))$  be a ribbon graph and  $e \in E(G)$ . We denote by  $G - e$  the ribbon graph obtained from  $G$  by deleting the edge  $e$ . We denote by  $G/e$  the ribbon graph obtained from  $G$  by contracting the edge  $e$ . In the case that  $e = (u, v)$  is not a loop,  $G/e$  is obtained from  $G$  by deleting  $e$ ,  $u$  and  $v$  and adding a vertex disc along the boundary of  $e$ ,  $u$  and  $v$  and in the case that  $e = (v, v)$  is a loop,  $G/e$  is obtained from  $G$  by deleting  $e$  and  $v$  and adding a vertex disc or two vertex discs along the boundary of  $e$  and  $v$  (it is an annulus if the loop is orientable and a Möbius band otherwise). Alternatively,  $G/e := (G^* - e)^*$ , where  $*$  represents the geometrical dual.

### 3 Medial graphs and Petrials

Medial graphs as a tool will be used very often throughout this paper. If  $G$  is cellularly embedded in  $\Sigma$ , we construct its medial graph  $G_m$  in the embedded surface by placing a vertex on each of its edges, and for each face  $f$  with boundary  $e_1, e_2, \dots, e_{d(f)}$ , drawing  $d(f)$  edges  $\{e_1, e_2\}, \dots, \{e_{d(f)}, e_1\}$  inside the face  $f$  along the boundary of  $f$ . It is obvious that  $G_m$  is also cellularly embedded in  $\Sigma$ . We can form the medial graph of a ribbon graph inside the ribbon graph as shown in Figure 2. In particular, the medial graph of an isolated vertex is a free loop. Another example is given in Figure 3. In the language of medial graphs,  $\mu(G)$  is exactly the number of “straight-ahead” walks in the medial graph  $G_m$ , as described in [18].

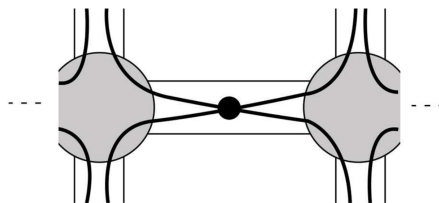


Figure 2: The formation of the medial graph of a ribbon graph.

An all-crossing direction of  $G_m$  is an assignment of a direction to each edge of  $G_m$  in such a way that at each vertex  $v$  of  $G_m$ , when we follow the cyclic order of the directed

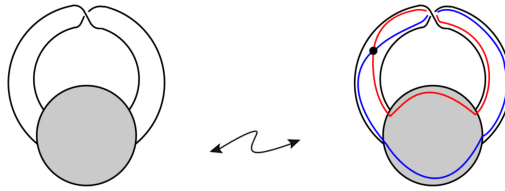


Figure 3: A non-orientable loop  $G$  and its medial graph  $G_m$  ( $\mu(G) = 2$ , red component and blue component).

edges incident to  $v$ , we find head, head, tail and tail. If  $G_m$  is equipped with an all-crossing direction, then we can partition the vertices of  $G_m$  into  $c$ -vertices and  $d$ -vertices according to the scheme shown in Figure 4. Accordingly edges of  $G$  are divided into  $c$ -edges and  $d$ -edges.




Figure 4:  $c$ -vertex and  $d$ -vertex.

The Petrial of a cellularly embedded graph  $G$ , which we denote by  $G^\times$ , is formed with the same vertices and edges as  $G$ , but for the faces taking the Petrie polygons, which are the result of closed “straight-ahead” walks in  $G_m$  (see Wilson [18]). Since the “straight-ahead” pattern effectively means crossing over each edge, when the graph is viewed as a ribbon graph, this is simply giving each edge a half-twist, and hence  $G^\times$  is simply the result of giving a half-twist to all of the edges as shown in Figure 5. An example of a ribbon graph and its Petrial is given in Figure 7.




Figure 5: Add a half-twist to an edge of a ribbon graph.

**Lemma 3.1.** *Let  $G$  be a ribbon graph. Then*

$$\mu(G) = f(G^\times).$$

*Proof.* This follows immediately from Figure 6. □

Notice that rather than adding a half-twist to each of the edges of  $G$ , we may add half-twists to only some of the edges of  $G$ . The result is a partial Petrial of  $G$ . Let  $G$  be a

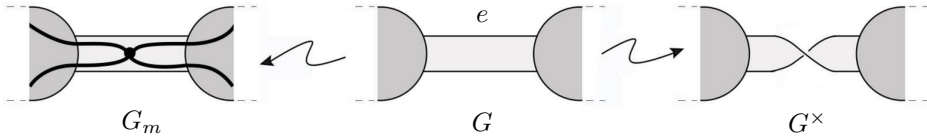


Figure 6: The relation between medial graph and Petrial.

ribbon graph and  $A \subseteq E(G)$ . Then the partial Petrial,  $G^{\tau(A)}$ , of  $G$  with respect to  $A$  is the ribbon graph obtained from  $G$  by adding a half-twist to each of the edges in  $A$ . Let  $\text{Orb}_{(\tau)}(G) = \{G^{\tau(A)} \mid A \subseteq E(G)\}$  denote the set of all partial Petrials of  $G$ . Ellis-Monaghan and Moffatt in [4] claimed:

**Proposition 3.2** ([4]). *Let  $G$  be a ribbon graph. Then*

1.  $|\text{Orb}_{(\tau)}(G)|$  is bounded above by two raised to the power of the number of cycles in  $G$ .
2. if  $G$  is bipartite, then  $G^{\times} = G$ .

In fact the second claim of Proposition 3.2 is not true. A counterexample is given below.

**Example 3.3.** As shown in Figure 7, we have  $\gamma(G_2) = 0$  and  $\gamma(G_2^{\times}) = 2$ , and hence  $G_2 \neq G_2^{\times}$  but  $G$  is bipartite, contradicting the second claim of Proposition 3.2.

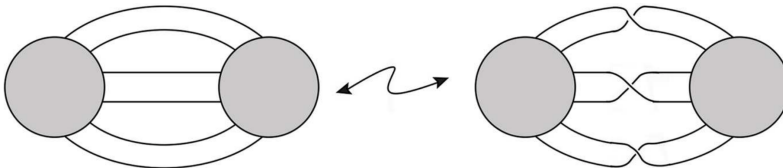


Figure 7: Counterexample  $G_2$  (and its Petrial  $G_2^{\times}$ ) of the second claim of Proposition 3.2.

### 4 Upper bound and extremal graphs

In this section, we give some basic properties of  $\mu(G)$ , extending results in [7] and [9] from orientable ribbon graphs to non-orientable ones, and obtaining several new results at the same time.

**Lemma 4.1.** *Let  $G + e$  be the ribbon graph obtained from a ribbon graph  $G$  by adding a new edge  $e$  connecting two (not necessarily distinct) vertices of  $G$ . Then*

$$\mu(G) - 1 \leq \mu(G + e) \leq \mu(G) + 1.$$

*Proof.* If  $e$  is a loop and the common line segments of the loop are adjacent, then there are two cases:

**Case 1.1:** If  $e$  is an orientable loop, then  $\mu(G + e) = \mu(G)$ , as in Figure 8.

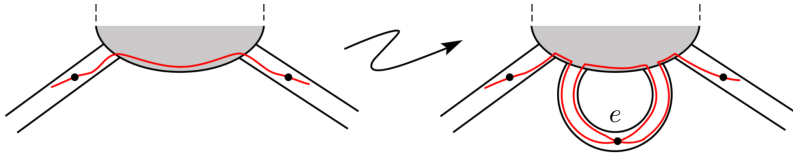


Figure 8: Case 1.1.

**Case 1.2:** If  $e$  is a non-orientable loop, then  $\mu(G + e) = \mu(G) + 1$ , as in Figure 9.

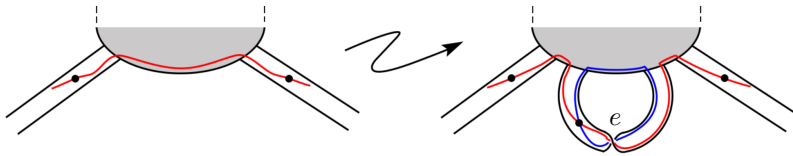


Figure 9: Case 1.2.

Otherwise, there are also two cases (see Figure 10).

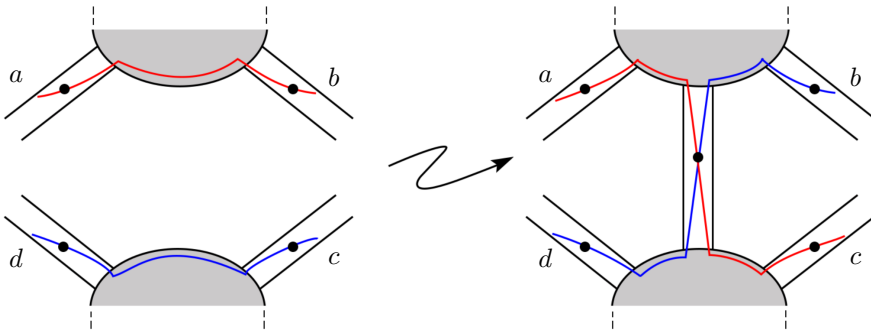


Figure 10: Case 2.1 and 2.2.

**Case 2.1:** If the arcs  $\alpha$  (joining  $a$  and  $b$ ) and  $\beta$  (joining  $c$  and  $d$ ) are contained in different components of  $G$  (here “components of  $G$ ” means components of the virtual link formed from  $G$  via the medial construction, in the following we take this convention and it causes no confusion in the context), then  $\mu(G + e) = \mu(G) - 1$ .

**Case 2.2:** If the arcs  $\alpha$  and  $\beta$  are contained in same component of  $G$ , then there are two subcases.

**Case 2.2.1:** Along this component, if the order of the four endpoints of the two arcs  $\alpha$  and  $\beta$  is  $a, b, c, d$ , then  $\mu(G + e) = \mu(G)$ .

**Case 2.2.2:** If the order of the four endpoints of the two arcs  $\alpha$  and  $\beta$  is  $a, b, d, c$ , then  $\mu(G + e) = \mu(G) + 1$ . □

**Theorem 4.2.** *Let  $G$  be a ribbon graph. Then*

$$k(G) \leq \mu(G) \leq f(G) + \gamma(G).$$

*Proof.* It is trivial that  $k(G) \leq \mu(G)$ . Take a maximal forest  $F$  of  $G$ , it is obvious that  $\mu(F) = k(G)$ . There are  $e(G) - v(G) + k(G)$  edges of  $G$  outside  $F$ . By Lemma 4.1, we have

$$\mu(G) \leq k(G) + (e(G) - v(G) + k(G)) = f(G) + \gamma(G). \quad \square$$

A ribbon graph  $G$  is called extremal if  $\mu(G) = f(G) + \gamma(G)$ . The following lemma expresses  $\mu(G)$  in terms of  $G$  and its petrial  $G^\times$ .

**Lemma 4.3.** *Let  $G$  be a ribbon graph. Then*

$$\mu(G) = \gamma(G) + f(G) - \gamma(G^\times).$$

*Proof.* Note that

$$\begin{aligned} \chi(G) &= v(G) - e(G) + f(G) = 2k(G) - \gamma(G), \\ \chi(G^\times) &= v(G^\times) - e(G^\times) + f(G^\times) = 2k(G^\times) - \gamma(G^\times). \end{aligned}$$

In addition,  $v(G) = v(G^\times)$ ,  $e(G) = e(G^\times)$ ,  $k(G) = k(G^\times)$  and  $f(G^\times) = \mu(G)$  by Lemma 3.1. Hence  $\mu(G) = \gamma(G) + f(G) - \gamma(G^\times)$ .  $\square$

The upper bound in Theorem 4.2 is also a direct consequence of Lemma 4.3 since  $\gamma(G^\times) \geq 0$ . The following theorem is simple, but critical in the next two sections.

**Theorem 4.4.** *A ribbon graph  $G$  is extremal if and only if  $\gamma(G^\times) = 0$ , i.e.  $G^\times$  is plane.*

If  $G, P$  and  $Q$  are ribbon graphs, then we say that  $G$  is the *join* of  $P$  and  $Q$ , written  $G = P \vee Q$ , if  $G$  can be obtained by identifying an arc on the boundary of a vertex of  $P$  with an arc on the boundary of a vertex of  $Q$  as indicated in Figure 11. The two arcs that are identified do not intersect any common line segments.

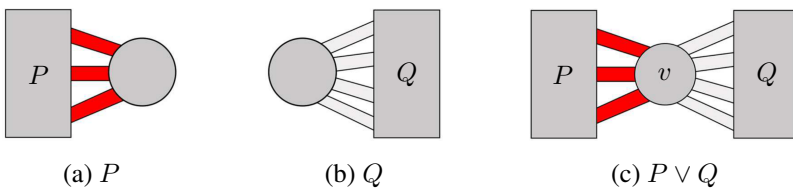


Figure 11: The join  $P \vee Q$  of  $P$  and  $Q$ .

**Lemma 4.5.** *Let  $G = B_1 \vee B_2 \vee B_3 \vee \dots \vee B_k$ . Then*

$$\mu(G) = \sum_{i=1}^k \mu(B_i) - k + 1.$$



*Proof.* It suffices to show that Lemma 4.5 holds for  $k = 2$ . Let  $v$  be the new vertex of  $G$  formed by merging a vertex of  $B_1$  and a vertex of  $B_2$ . Since  $v$  is a cut vertex, the arcs  $c_1$  and  $c_2$  must belong to a single component, and  $c'_1$  and  $c'_2$  must belong to different components, that is, splitting  $B_1 \vee B_2$  at  $v$  into  $B_1$  and  $B_2$  increases the number of components by one, as in Figure 12. Thus  $\mu(G) = \mu(B_1) + \mu(B_2) - 1$ .  $\square$

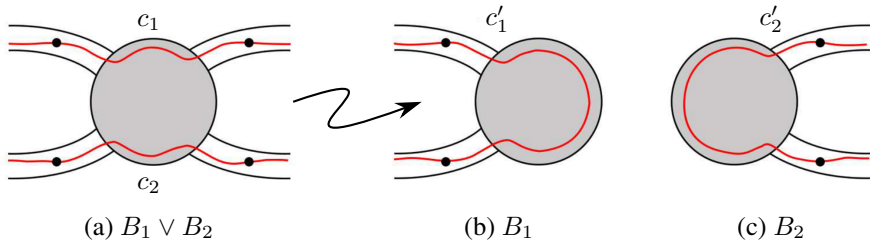


Figure 12: A component of  $B_1 \vee B_2$  is split into a component of  $B_1$  and a component of  $B_2$ .

**Lemma 4.6.** Let  $G$  be a ribbon graph and  $e$  be a bridge of  $G$ . Then  $\mu(G) = \mu(G/e)$ .

*Proof.* This follows immediately from Figure 13. Since  $e$  is a bridge, the arcs  $c_1$  and  $c_2$  must belong to a single component, and so do the arcs  $c'_1$  and  $c'_2$ . We have  $\mu(G) = \mu(G/e)$ .  $\square$

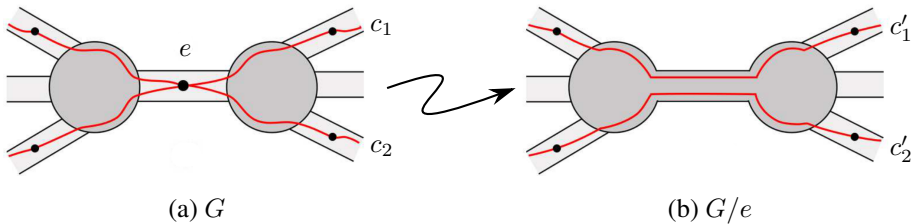


Figure 13: The medial graphs of  $G$  and  $G/e$ .

**Lemma 4.7.** Let  $G$  be a ribbon graph and  $e_1$  and  $e_2$  be two distinct edges of  $G$  (see Figure 4.7).

1. If the 2-cycle given by  $\{e_1, e_2\}$  is orientable and the common line segments of  $e_1$  and  $e_2$  are adjacent as in Case 1, then  $\mu(G) = \mu(G - e_1 - e_2)$ .
2. If the 2-cycle given by  $\{e_1, e_2\}$  is non-orientable and the common line segments of  $e_1$  and  $e_2$  are adjacent as in Case 2, then  $\mu(G) = \mu(G/e_1/e_2)$ .
3. If  $e_1$  and  $e_2$  are not parallel edges, but are incident with a common vertex of degree 2 as in Case 3, then  $\mu(G) = \mu(G/e_1/e_2)$ .

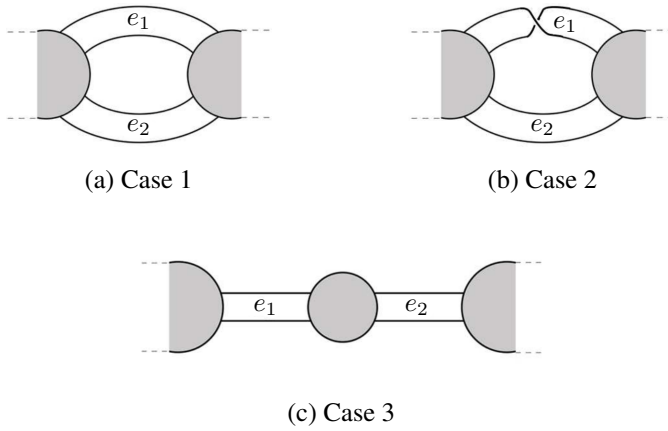
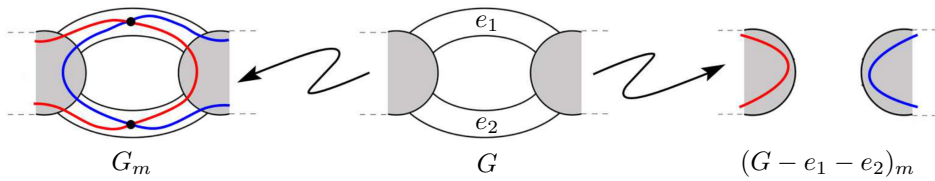


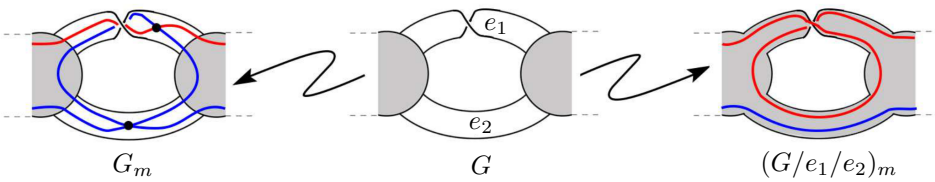
Figure 14: The three cases of Lemma 4.7.

*Proof.* We illustrate the proof with the following figures.

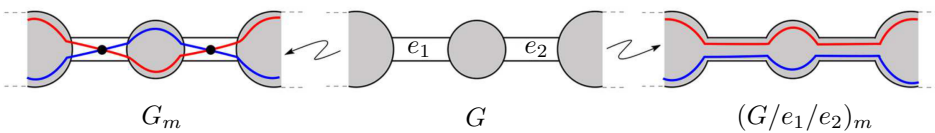
**Case 1:**



**Case 2:**



**Case 3:**



□

**Theorem 4.8.** *Let  $G$  be a ribbon graph.*

- (1) *If  $G$  is extremal and  $e$  is not a bridge of  $G$ , then  $G - e$  is extremal.*

- (2) If  $G = B_1 \vee B_2 \vee B_3 \vee \dots \vee B_k$ , then  $G$  is extremal if and only if each  $B_i$  is extremal.
- (3) If  $e$  is a bridge of  $G$ , then  $G/e$  is extremal if and only if  $G$  is extremal.
- (4) Let  $v$  be a vertex of degree 2 with exactly one adjacent vertex, the two edges joining these vertices are as in Case 1 of Lemma 4.7. Then  $G - v$  is extremal if and only if  $G$  is extremal.
- (5) Let  $v$  be a vertex of degree 2 with two different adjacent vertices  $x$  and  $y$ . Then  $G/\{v, x\}/\{v, y\}$  is extremal if and only if  $G$  is extremal.

*Proof.* (1): Since  $G$  is extremal,  $\mu(G) = f(G) + \gamma(G)$ . By Lemma 4.1, we have

$$\mu(G - e) \geq f(G) + \gamma(G) - 1.$$

Moreover,  $\mu(G - e) \leq f(G - e) + \gamma(G - e)$  by Theorem 4.2 and

$$f(G - e) + \gamma(G - e) = f(G) + \gamma(G) - 1.$$

Therefore  $\mu(G - e) = f(G - e) + \gamma(G - e)$ . Hence  $G - e$  is extremal.

(2): Suppose that  $G$  is extremal. Then from Lemma 4.5 we have

$$\begin{aligned} \mu(G) &= \sum_{i=1}^k \mu(B_i) - k + 1 \\ &= f(G) + \gamma(G) \\ &= \sum_{i=1}^k f(B_i) - k + 1 + \sum_{i=1}^k \gamma(B_i) \\ &= \sum_{i=1}^k f(B_i) + \gamma(B_i) - k + 1. \end{aligned}$$

Therefore

$$\sum_{i=1}^k \mu(B_i) = \sum_{i=1}^k f(B_i) + \gamma(B_i),$$

and so each  $B_i$  is extremal. The converse is proved similarly.

(3): This follows from Lemma 4.6:

$$\mu(G/e) = \mu(G), \quad f(G/e) = f(G) \quad \text{and} \quad \gamma(G/e) = \gamma(G).$$

(4): This follows from Case 1 of Lemma 4.7:

$$\mu(G - v) = \mu(G) - 1, \quad f(G - v) = f(G) - 1 \quad \text{and} \quad \gamma(G - v) = \gamma(G).$$

(5): This follows from Case 3 of Lemma 4.7:

$$\begin{aligned} \mu(G/\{v, x\}/\{v, y\}) &= \mu(G), & f(G/\{v, x\}/\{v, y\}) &= f(G) \quad \text{and} \\ \gamma(G/\{v, x\}/\{v, y\}) &= \gamma(G). \end{aligned}$$

□

### 5 Excluded extremal minor characterization

**Definition 5.1.** Let  $G = (V, E)$  be a ribbon graph and  $v \in V$  and  $e \in E$ . A deletion  $G - e$  or  $G - v$  of  $G$  is admissible if  $e$  is not a bridge of  $G$  or  $v$  is an isolated vertex of  $G$ ; a contraction  $G/e$  or  $G/v$  is admissible if  $e$  is a bridge of  $G$  or  $v$  is a vertex of degree 2 with two different adjacent vertices  $u, w$  and  $G/v = G/\{v, u\}/\{v, w\}$ .

**Definition 5.2.** Let  $G$  be a ribbon graph. We say that a ribbon graph  $H$  is an extremal minor of  $G$ , denoted  $H \prec G$ , if there is a sequence of ribbon graphs  $G = G_0, G_1, \dots, G_t = H$  where for each  $i$ ,  $G_{i+1}$  is obtained from  $G_i$  by either an admissible deletion or an admissible contraction.

**Lemma 5.3.** *Let  $G$  be an extremal ribbon graph and  $H \prec G$ . Then  $H$  is extremal.*

*Proof.* It suffices to prove that admissible deletions and admissible contractions preserve extremity. Cases of  $G - e$ ,  $G/e$  and  $G/v$  follow from Statements (1), (3), and (5) of Theorem 4.8, respectively. Let  $v$  be an isolated vertex of  $G$ . Then  $\mu(G - v) = \mu(G) - 1$ ,  $f(G - v) = f(G) - 1$  and  $\gamma(G - v) = \gamma(G)$ . Thus if  $G$  is extremal,  $G - v$  is also extremal. □

**Lemma 5.4.**  $H^\times \prec G^\times$  if and only if  $H \prec G$ .

*Proof.* We only need to prove the sufficiency since  $G = (G^\times)^\times$ . Then by Definition 5.2, it suffices to prove that Lemma 5.4 holds for  $H = G - e$  and  $H = G - v$  (admissible deletions), and  $H = G/e$  and  $H = G/v$  (admissible contractions). For clarity, we denote by  $e^\times$  (respectively,  $v^\times$ ) the edge (respectively, the vertex) of  $G^\times$  corresponding to the edge  $e$  (respectively, the vertex  $v$ ) of  $G$ . Then  $e$  is a bridge if and only if  $e^\times$  is a bridge of  $G^\times$ ,  $v$  is an isolated vertex if and only if  $v^\times$  is an isolated vertex of  $G^\times$ , and  $v$  is a vertex of degree 2 with two different adjacent vertices of  $G$  if and only if  $v^\times$  is a vertex of degree 2 with two different adjacent vertices of  $G^\times$ . Hence  $H \prec G$  implies  $H^\times \prec G^\times$ . □

**Theorem 5.5.** *Let  $G$  be a ribbon graph. Then  $G$  is extremal if and only if it contains no extremal minor equivalent to  $B_1, B_2, I_3, I_2, T_1$  or  $T_2$  (see Figure 15).*

*Proof.* It is not difficult to obtain that

$$\gamma(B_1^\times) = \gamma(I_2^\times) = 1 \quad \text{and} \quad \gamma(B_2^\times) = \gamma(I_3^\times) = \gamma(T_1^\times) = \gamma(T_2^\times) = 2.$$

By Theorem 4.4,  $B_1, B_2, I_3, I_2, T_1$  and  $T_2$  are not extremal. It follows from Lemma 5.3 that  $G$  contains no extremal minor equivalent to  $B_1, B_2, I_3, I_2, T_1$  or  $T_2$ . To prove the converse we suppose that  $G$  is not extremal. Without loss of generality, we assume that  $G$  is connected. Then, by Theorem 4.4,  $\gamma(G^\times) > 0$ .

**Case 1:** If  $G^\times$  is non-orientable, then  $G^\times$  contains a non-orientable cycle  $C$ . If  $C$  is odd, then  $C$  in  $G$  is orientable. The edges of  $G$  not on  $C$  can be deleted or contracted admissibly, and thus  $C \prec G$ . Note that  $B_1 \prec C$  and hence  $B_1 \prec G$ , a contradiction. If  $C$  is even, then  $C$  in  $G$  is non-orientable. It follows that  $C \prec G, I_2 \prec C$  and thus  $I_2 \prec G$ , a contradiction.

**Case 2:** If  $G^\times$  is orientable, then  $g(G^\times) \geq 1$ .

**Step 1:** If  $f(G^\times) > 1$ , we can take an edge  $e$  of  $G^\times$  whose two edge line segments belong to different boundary components of  $G^\times$ . Such an edge  $e$  must be not a bridge, we can

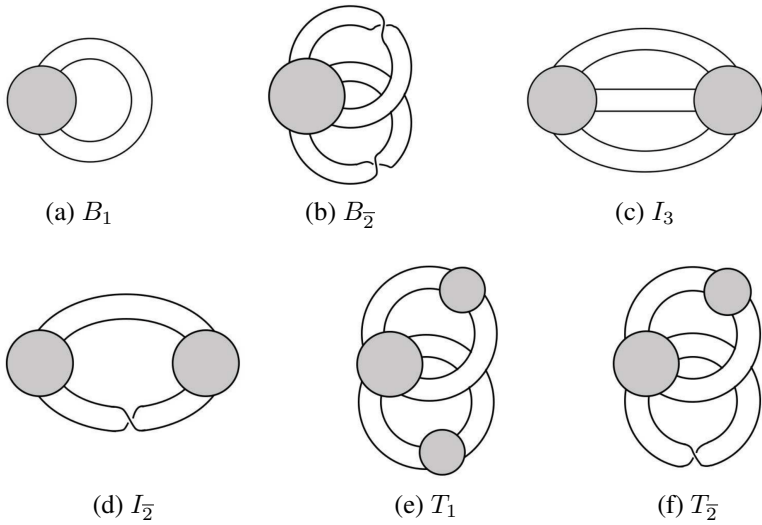


Figure 15: The “forbidden” minors in Theorem 5.5.

delete it in  $G^\times$ . Deleting such an  $e$  will decrease boundary component number by 1 and preserve orientability and the genus. Repeat Step 1 we obtain an orientable ribbon graph  $(G^\times)'$  with  $f((G^\times)') = 1$  and  $g((G^\times)') = g(G^\times)$ .

**Step 2:** If  $g((G^\times)') > 1$ ,  $(G^\times)'$  must have non-bridges. Take a non-bridge  $e$  of  $(G^\times)'$ , deleting  $e$  will preserve orientability and connectedness, and must increase boundary components by 1 since  $f((G^\times)') = 1$  and hence decrease the genus by 1.

Now go to Step 1. Then carry out Step 2 if the genus is greater than 1. Repeat above process, finally we obtain an orientable ribbon graph  $(G^\times)''$  with  $f((G^\times)') = 1$  and  $g((G^\times)') = 1$ . Note that  $(G^\times)'' \prec G^\times$  and  $(G^\times)''$  has the cyclomatic number 2. After contracting all bridges and vertices of degree 2 with two distinct adjacent vertices in  $(G^\times)''$ , we obtain four possible  $(G^\times)'''$  as shown in Figure 16. Note that  $a^\times, b^\times, c^\times$  and  $d^\times$  in Figure 16 are  $B_{\frac{1}{2}}, T_1, T_{\frac{1}{2}}$  and  $I_3$ , respectively. By Lemma 5.4, we have  $B_{\frac{1}{2}} \prec G, I_3 \prec G, T_1 \prec G$  or  $T_{\frac{1}{2}} \prec G$ , a contradiction.  $\square$

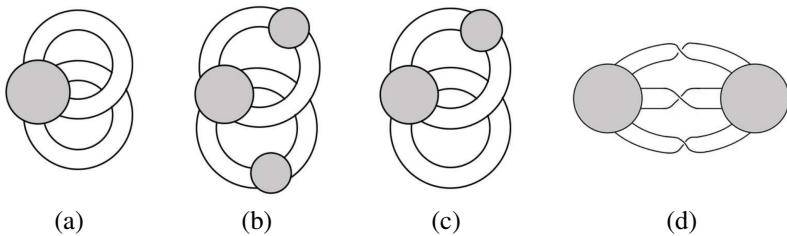


Figure 16: Four possibilities for  $(G^\times)'''$ .

As a corollary, we obtain an excluded extremal minor characterization of extremal plane graphs. We need the following lemma and leave its proof to readers.

**Lemma 5.6.** *If  $H \prec G$ , then  $\gamma(H) \leq \gamma(G)$ .*

**Corollary 5.7.** *A plane graph  $G$  is extremal if and only if it contains no extremal minor equivalent to  $B_1$  or  $I_3$ .*

*Proof.* By Lemma 5.6, an extremal plane graph can not contain  $B_{\frac{1}{2}}$ ,  $I_{\frac{1}{2}}$ ,  $T_1$  and  $T_{\frac{1}{2}}$  as extremal minors. It then follows from Theorem 5.5. □

### 6 Two conjectures and their generalizations

We first prove Conjecture 1.2 holds for any extremal cellularly embedded graphs on orientable surfaces.

**Theorem 6.1.** *If  $G$  is an orientable extremal ribbon graph, then  $G$  is bipartite.*

*Proof.* By Theorem 4.4,  $\gamma(G^\times) = 0$  which implies that  $G^\times$  is a plane graph and thus orientable. If  $G$  is not bipartite, then it contains an odd cycle  $C$ .  $C$ , as a subgraph of the orientable ribbon graph  $G$ , is also orientable which will become a non-orientable cycle of  $G^\times$ . It follows that  $G^\times$  is non-orientable, a contradiction. □

This theorem is not true for non-orientable extremal ribbon graphs. For example, the non-orientable loop, as in Figure 3, is extremal, but not bipartite. By Theorem 6.1, any orientable extremal ribbon graph with non-zero Euler genus (including the  $G^\times$  in Example 3.3) is a counterexample of the second claim of Proposition 3.2. To show that Conjecture 1.1 holds for any extremal cellularly embedded graphs we need the following lemma.

**Lemma 6.2.** *Let  $G$  be a ribbon graph. If  $G^\times$  is orientable, then  $G_m$  has an all-crossing direction such that each of the edges of  $G$  is a  $d$ -edge.*

*Proof.* Since  $G^\times$  is orientable, it follows that  $G^\times$  can be drawn on the plane such that each of its edge discs is untwisted. We orient each edge disc anticlockwise as illustrated in Figure 17(a). Note that straight-ahead walks of  $G_m$  correspond exactly to boundary components of  $G^\times$ . Then  $G_m$  is oriented in Figure 17(b) as boundary components of  $G^\times$ . This is an all-crossing direction such that each of the edges of  $G$  is a  $d$ -edge. □

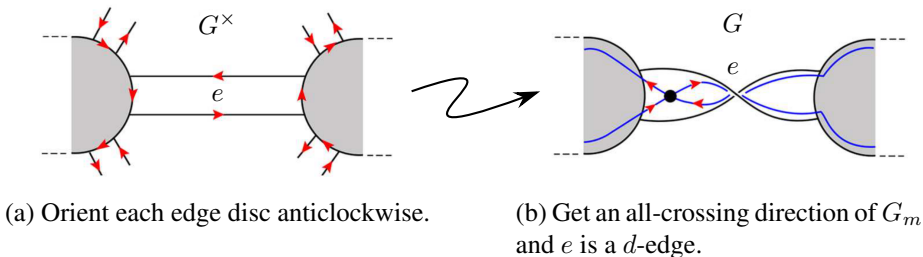


Figure 17: The all-crossing direction of  $G_m$ .

**Theorem 6.3.** *If  $G$  is an extremal ribbon graph, then each face of  $G$  is even.*

*Proof.* Since  $G$  is an extremal ribbon graph, it follows that  $\gamma(G^\times) = 0$  by Theorem 4.4, and thus  $G^\times$  is orientable. By Lemma 6.2,  $G_m$  has an all-crossing direction such that each of the edges of  $G$  is a  $d$ -edge. Since each edge is  $d$ -edge, we call one of edge line segments *in*-edge line segment if two marking arrows are all “in” arising from the all-crossing direction of  $G_m$ . Otherwise, we call the other *out*-edge line segment, as in Figure 18(a). It is immediate that the *in*-edge line segments and *out*-edge line segments are alternating in the every face boundary of  $G$ , as in Figure 18(b). It follows that each face of  $G$  is even.  $\square$

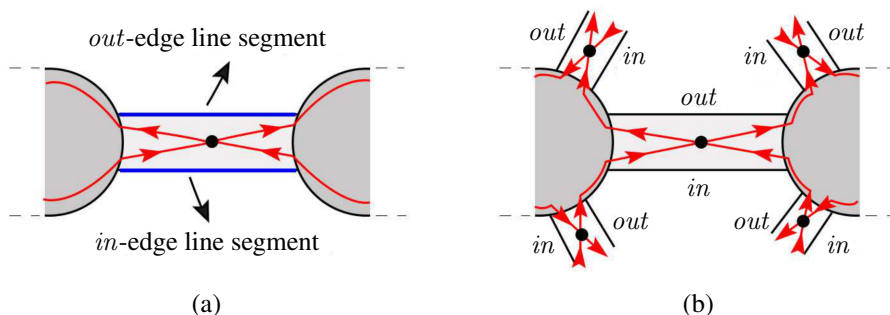


Figure 18: *in*-edge line segment and *out*-edge line segment.

## References

- [1] B. Bollobás and O. Riordan, A polynomial of graphs on surfaces, *Math. Ann.* **323** (2002), 81–96, doi:10.1007/s002080100297.
- [2] S. Chmutov, Generalized duality for graphs on surfaces and the signed Bollobás-Riordan polynomial, *J. Comb. Theory Ser. B* **99** (2009), 617–638, doi:10.1016/j.jctb.2008.09.007.
- [3] M. Chudnovsky, G. Kalai, E. Nevo, I. Novik and P. Seymour, Bipartite minors, *J. Comb. Theory Ser. B* **116** (2016), 219–228, doi:10.1016/j.jctb.2015.08.001.
- [4] J. A. Ellis-Monaghan and I. Moffatt, *Graphs on Surfaces*, SpringerBriefs in Mathematics, Springer, New York, 2013, doi:10.1007/978-1-4614-6971-1.
- [5] T. Endo, The link component number of suspended trees, *Graphs Combin.* **26** (2010), 483–490, doi:10.1007/s00373-010-0936-7.
- [6] J. L. Gross and T. W. Tucker, *Topological Graph Theory*, Wiley-Interscience Series in Discrete Mathematics and Optimization, John Wiley & Sons, New York, 1987.
- [7] S. Huggett and I. Tawfik, Embedded graphs whose links have the largest possible number of components, *Ars Math. Contemp.* **8** (2015), 319–335, doi:10.26493/1855-3974.494.88e.
- [8] X. Jin, F. Dong and E. G. Tay, Determining the component number of links corresponding to lattices, *J. Knot Theory Ramifications* **18** (2009), 1711–1726, doi:10.1142/s0218216509007671.
- [9] X. Jin, F. Dong and E. G. Tay, On graphs determining links with maximal number of components via medial construction, *Discrete Appl. Math.* **157** (2009), 3099–3110, doi:10.1016/j.dam.2009.06.006.

- [10] M. Las Vergnas, On Eulerian partitions of graphs, in: R. J. Wilson (ed.), *Graph Theory and Combinatorics*, Pitman, Boston, Massachusetts-London, volume 34 of *Research Notes in Mathematics*, 1979 pp. 62–75, proceedings of the Conference held at the Open University, Milton Keynes, May 12, 1978.
- [11] P. Martin, Remarkable valuation of the dichromatic polynomial of planar multigraphs, *J. Comb. Theory Ser. B* **24** (1978), 318–324, doi:10.1016/0095-8956(78)90050-3.
- [12] I. Moffatt, Excluded minors and the ribbon graphs of knots, *J. Graph Theory* **81** (2016), 329–341, doi:10.1002/jgt.21878.
- [13] B. Mohar and C. Thomassen, *Graphs on Surfaces*, Johns Hopkins Studies in the Mathematical Sciences, Johns Hopkins University Press, Baltimore, Maryland, 2001.
- [14] E. G. Mphako, The component number of links from graphs, *Proc. Edinb. Math. Soc.* **45** (2002), 723–730, doi:10.1017/s0013091501000116.
- [15] T. Pisanski, T. W. Tucker and A. Žitnik, Straight-ahead walks in Eulerian graphs, *Discrete Math.* **281** (2004), 237–246, doi:10.1016/j.disc.2003.09.011.
- [16] H. Shank, The theory of left-right paths, in: A. P. Street and W. D. Wallis (eds.), *Combinatorial Mathematics III*, Springer, Berlin, volume 452 of *Lecture Notes in Mathematics*, 1975 pp. 42–54, doi:10.1007/bfb0069542, proceedings of the Third Australian Conference, held at the University of Queensland, St. Lucia, May 16 – 18, 1974.
- [17] W. T. Tutte, A contribution to the theory of chromatic polynomials, *Canadian J. Math.* **6** (1954), 80–91, doi:10.4153/cjm-1954-010-9.
- [18] S. E. Wilson, Operators over regular maps, *Pacific J. Math.* **81** (1979), 559–568, <http://projecteuclid.org/euclid.pjm/1102785296>.