



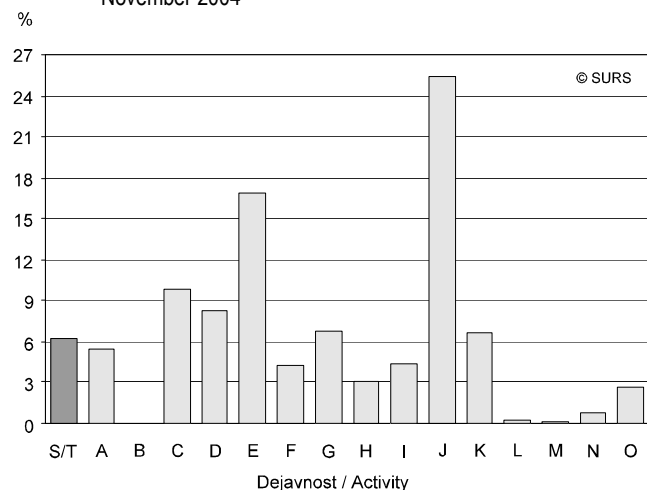
PLAČE IN POKOJNINE, SLOVENIJA, NOVEMBER 2004

WAGES AND PENSIONS, SLOVENIA, NOVEMBER 2004

- ▶ Povprečna mesečna bruto plača za november 2004 je znašala 291 850 SIT. Glede na predhodni mesec se je nominalno povečala za 8,0, realno pa za 7,4 %. Povprečna mesečna neto plača je znašala 181 138 SIT.
- ▶ Največja realna rast povprečnih mesečnih bruto plač je bila novembra 2004 v dejavnosti finančno posredništvo brez zavarovalništva, skladov (za 47,1 %).
- ▶ V Sloveniji je novembra 2004 znašala povprečna mesečna bruto 13. plača na zaposleno osebo 16 467 SIT.
- ▶ Novembra 2004 je povprečna bruto pokojnina znašala 107 741 SIT. Njena nominalna mesečna vrednost je glede na oktobrsko padla za 0,1, realna pa za 0,7 %.
- ▶ In November 2004 average monthly gross earnings amounted to SIT 291,850, which is nominally by 8.0% and really by 7.4% more than for the previous month. Average monthly net earnings for November 2004 amounted to SIT 181,138.
- ▶ In November 2004 the greatest growth of real average monthly gross earnings was registered in financial intermediation, not insurance, pension fund. (by 47.1%).
- ▶ In November 2004 average monthly gross 13<sup>th</sup> month payments per person in paid employment in Slovenia amounted to SIT 16,467.
- ▶ In November 2004 the average gross pension was SIT 107,741. In comparison with previous month, it decreased nominally by 0.1 and in real terms by 0.7%.

Slika 1: Deleži zaostalih izplačil po dejavnostih, Slovenija, november 2004

Chart 1: Shares of overdue payments by activities, Slovenia, November 2004



|     |                                    |   |
|-----|------------------------------------|---|
| S/T | Skupaj                             | Total                                       |
| A   | Kmetijstvo, lov, gozdarstvo        | Agriculture, hunting and forestry           |
| B   | Ribištvo                           | Fishing                                     |
| C   | Rudarstvo                          | Mining and quarrying                        |
| D   | Predelovalne dejavnosti            | Manufacturing                               |
| E   | Oskrba z elektriko, plinom, vodo   | Electricity, gas and water supply           |
| F   | Gradbeništvo                       | Construction                                |
| G   | Trgovina; popravila motornih vozil | Wholesale, retail; certain repair           |
| H   | Gostinstvo                         | Hotels and restaurants                      |
| I   | Promet, skladiščenje, zveze        | Transport, storage and communication        |
| J   | Finančno posredništvo              | Financial intermediation                    |
| K   | Nepremičnine, najem, posl. stor.   | Real estate, renting & Business activities  |
| L   | Javna uprava, obramba, soc. zav.   | Public administ. & Defence; comp. soc. sec. |
| M   | Izobraževanje                      | Education                                   |
| N   | Zdravstvo, socialno varstvo        | Health and social work                      |
| O   | Dr. javne, skupne in osebne stor.  | Other social and personal services          |

Povprečna mesečna plača v Sloveniji, november 2004

Average monthly earnings in Slovenia, November 2004

|                                 | SIT     | Indeksi / Indices |               |   |
|---------------------------------|---------|-------------------|---------------|---|
|                                 |         | XI 04 / X 04      | XI 04 / XI 03 |   |
| Povprečna plača zaposlene osebe |         |                   |               | Average earnings per person in paid employment per month: |
| na mesec:                       |         |                   |               | per month:  |
| bruto                           | 291 850 | 108,0             | 108,0         | gross   |
| neto                            | 181 138 | 106,9             | 107,2         | net   |
| na uro:                         |         |                   |               | per hour:   |
| bruto                           | 1 688   | 105,4             | 103,2         | gross   |
| neto                            | 1 048   | 104,4             | 102,5         | net   |
| Realna plača                    |         |                   |               | Real earnings   |
| na mesec:                       |         |                   |               | per month:  |
| bruto                           |         | 107,4             | 104,2         | gross   |
| neto                            |         | 106,3             | 103,5         | net   |
| na uro:                         |         |                   |               | per hour:   |
| bruto                           |         | 104,8             | 99,6          | gross   |
| neto                            |         | 103,8             | 98,9          | net   |

**1. POVPREČNE MESEČNE PLAČE V PODJETJIH, DRUŽBAH IN ORGANIZACIJAH, SLOVENIJA, NOVEMBER 2004**  
AVERAGE MONTHLY EARNINGS IN ENTERPRISES, COMPANIES AND ORGANISATIONS, SLOVENIA, NOVEMBER 2004

**1.1 Povprečne mesečne bruto plače po sektorjih dejavnosti, Slovenija, november 2004**  
Average monthly gross earnings by sectors of activities, Slovenia, November 2004

| Sektorji dejavnosti                                   | SIT           |               |               | Indeksi / Indices      |                         |   | Sectors of activities |
|---|---------------|---------------|---------------|------------------------|-------------------------|---|-----------------------|
|   | X 04          | XI 04         | Ø I-XI 04     | $\frac{XI\ 04}{X\ 04}$ | $\frac{XI\ 04}{XI\ 03}$ | $\frac{\text{Ø I-XI 04}}{\text{Ø I-XI 03}}$ |                       |
| <b>Skupaj</b>   | <b>270303</b> | <b>291850</b> | <b>265457</b> | <b>108,0</b>           | <b>108,0</b>            | <b>105,8</b>                                | <b>Total</b>          |
| Kmetijske dejavnosti                                  | 221544        | 232467        | 215591        | 104,9                  | 105,8                   | 104,9                                       | Agriculture           |
| Nekmetijske dejavnosti (razen storitvenih dejavnosti) | 233352        | 258351        | 229053        | 110,7                  | 110,3                   | 107,3                                       | Industry              |
| Storitvene dejavnosti                                 | 297597        | 316790        | 292676        | 106,4                  | 106,4                   | 104,7                                       | Services              |

**1.2 Povprečne mesečne neto plače po sektorjih dejavnosti, Slovenija, november 2004**  
Average monthly net earnings by sectors of activities, Slovenia, November 2004

| Sektorji dejavnosti                                   | SIT           |               |               | Indeksi / Indices      |                         |   | Sectors of activities |
|---|---------------|---------------|---------------|------------------------|-------------------------|---|-----------------------|
|   | X 04          | XI 04         | Ø I-XI 04     | $\frac{XI\ 04}{X\ 04}$ | $\frac{XI\ 04}{XI\ 03}$ | $\frac{\text{Ø I-XI 04}}{\text{Ø I-XI 03}}$ |                       |
| <b>Skupaj</b>   | <b>169508</b> | <b>181138</b> | <b>166664</b> | <b>106,9</b>           | <b>107,2</b>            | <b>105,6</b>                                | <b>Total</b>          |
| Kmetijske dejavnosti                                  | 144819        | 151194        | 141057        | 104,4                  | 105,3                   | 105,0                                       | Agriculture           |
| Nekmetijske dejavnosti (razen storitvenih dejavnosti) | 149585        | 163876        | 147002        | 109,6                  | 109,4                   | 107,0                                       | Industry              |
| Storitvene dejavnosti                                 | 184196        | 193979        | 181342        | 105,3                  | 105,7                   | 104,6                                       | Services              |

**1.3 Povprečne mesečne bruto plače po dejavnostih, Slovenija, november 2004**  
Average monthly gross earnings by activities, Slovenia, November 2004

| Dejavnosti                                     | SIT           |               |               | Indeksi / Indices      |                         |   | Activities                                  |
|--|---------------|---------------|---------------|------------------------|-------------------------|---|---|
|  | X 04          | XI 04         | Ø I-XI 04     | $\frac{XI\ 04}{X\ 04}$ | $\frac{XI\ 04}{XI\ 03}$ | $\frac{\text{Ø I-XI 04}}{\text{Ø I-XI 03}}$ |   |
| <b>Skupaj</b>                                  | <b>270303</b> | <b>291850</b> | <b>265457</b> | <b>108,0</b>           | <b>108,0</b>            | <b>105,8</b>                                | <b>Total</b>                                |
| <b>A Kmetijstvo, lov, gozdarstvo</b>           | 221763        | 232946        | 215774        | 105,0                  | 105,8                   | 104,9                                       | <b>A Agriculture, hunting and forestry</b>  |
| 01 Kmetijstvo, lov, storitve                   | 217321        | 218951        | 207392        | 100,8                  | 104,6                   | 104,5                                       | 01 Agriculture, hunting and services        |
| 02 Gozdarstvo, storitve                        | 231753        | 263150        | 235160        | 113,5                  | 107,1                   | 105,5                                       | 02 Forestry, logging and services           |
| <b>B Ribišтво</b>                              | 211250        | 207882        | 206968        | 98,4                   | 103,8                   | 105,2                                       | <b>B Fishing</b>                            |
| 05 Ribišтво                                    | 211250        | 207882        | 206968        | 98,4                   | 103,8                   | 105,2                                       | 05 Fishing, hatcheries and services         |
| <b>C Rudarstvo</b>                             | 335435        | 375444        | 325525        | 111,9                  | 118,9                   | 109,4                                       | <b>C Mining and quarrying</b>               |
| CA Pri. energetskih surovin                    | 354241        | 399985        | 340410        | 112,9                  | 121,3                   | 110,3                                       | CA Mining & quarrying of energy materials   |
| 10 Pri. črnega, rjavega premoga, lignita, šote | 356198        | 402767        | 342011        | 113,1                  | 122,1                   | 110,6                                       | 10 Mining of coal& lignite; extrac. of peat |
| 11 Pri. nafte, zemeljskega plina, stor.        | Z             | Z             | Z             | Z                      | Z                       | Z   | 11 Extraction of petroleum & gas & services |
| 12 Pri. uranovih in torijevih rud              | Z             | Z             | Z             | Z                      | Z                       | Z   | 12 Mining of uranium and thorium ores       |
| CB Pri. rud in kamnin razen energetskih        | 265986        | 284485        | 266788        | 107,0                  | 111,8                   | 108,0                                       | CB Mining & quarrying, not energy materials |
| 13 Pri. rud                                    | Z             | Z             | Z             | Z                      | Z                       | Z   | 13 Mining of metal ores                     |
| 14 Pri. dr. rudnin in kamnin                   | 265500        | 284006        | 266057        | 107,0                  | 112,2                   | 108,2                                       | 14 Other mining and quarrying               |
| <b>D Predelovalne dejavnosti</b>               | 228418        | 252735        | 224533        | 110,6                  | 110,0                   | 107,5                                       | <b>D Manufacturing</b>                      |
| DA Pro. hrane, pijač, tobačnih izd.            | 239160        | 255430        | 235280        | 106,8                  | 104,8                   | 105,0                                       | DA Mfr. of food; beverages and tobacco      |
| 15 Pro. hrane, pijač, krmil                    | 238109        | 254398        | 234190        | 106,8                  | 104,9                   | 105,0                                       | 15 Mfr. of food products and beverages      |
| 16 Pro. tobačnih izd.                          | Z             | Z             | Z             | Z                      | Z                       | Z   | 16 Manufacture of tobacco products          |
| DB Pro. tekstilij; tekstilnih, krznenih izd.   | 161871        | 177854        | 161349        | 109,9                  | 109,0                   | 107,2                                       | DB Mfr. of textiles and textile products    |
| 17 Pro. tekstilij                              | 177719        | 205311        | 176121        | 115,5                  | 111,4                   | 106,5                                       | 17 Manufacture of textiles                  |
| 18 Pro. oblačil; strojenje, dodelava krzna     | 144301        | 147829        | 144664        | 102,4                  | 106,0                   | 107,5                                       | 18 Mfr. of wearing apparel; dress. of fur   |
| DC Pro. usnja, usnjenih izd.                   | 168993        | 176940        | 168343        | 104,7                  | 109,0                   | 107,0                                       | DC Mfr. of leather and leather products     |
| 19 Pro. usnja, usnjenih izd.                   | 168993        | 176940        | 168343        | 104,7                  | 109,0                   | 107,0                                       | 19 Leather tanning; mrf. of luggage, etc.   |
| DD Obdelava in predelava lesa                  | 187338        | 193007        | 182287        | 103,0                  | 111,3                   | 108,3                                       | DD Manufacture of wood and wood products    |
| 20 Obdelava in predelava lesa                  | 187338        | 193007        | 182287        | 103,0                  | 111,3                   | 108,3                                       | 20 Mfr. of wood and wood, cork, etc. goods  |
| DE Pro. vlaknin, papirja; založništvo, tiskar. | 268702        | 306439        | 266092        | 114,0                  | 109,8                   | 106,9                                       | DE Mfr. of paper; publishing and printing   |
| 21 Pro. vlaknin, papirja ter izd. iz njih      | 235341        | 261078        | 231818        | 110,9                  | 101,9                   | 104,4                                       | 21 Mfr. of pulp, paper and paper products   |
| 22 Založništvo, tiskarstvo                     | 294556        | 342005        | 293103        | 116,1                  | 114,9                   | 108,6                                       | 22 Publishing, printing and recorded media  |

**1.3 Povprečne mesečne bruto plače po dejavnostih, Slovenija, november 2004 (nadaljevanje)**  
Average monthly gross earnings by activities, Slovenia, November 2004 (continued)

| Dejavnosti  | SIT    |        |           | Indeksi / Indices      |                         |   | Activities  |
|---|--------|--------|-----------|------------------------|-------------------------|---|---|
|   | X 04   | XI 04  | Ø I-XI 04 | $\frac{XI\ 04}{X\ 04}$ | $\frac{XI\ 04}{XI\ 03}$ | $\frac{\text{Ø I-XI 04}}{\text{Ø I-XI 03}}$ |   |
| DF Pro. koksa, naftnih deriv., jedrskega goriva   | 286063 | 284318 | 272125    | 99,4                   | 101,1                   | 111,5                                       | DF Mfr. of coke, petroleum prods.&nuc. fuel             |
| 23 Pro. koksa, naftnih deriv., jedrskega goriva   | 286063 | 284318 | 272125    | 99,4                   | 101,1                   | 111,5                                       | 23 Mfr. of coke, petroleum prods.&nuc. fuel             |
| DG Pro. kemikalij, kemičnih izd., umetnih vl.     | 353696 | 482822 | 360661    | 136,5                  | 109,3                   | 107,0                                       | DG Mfr. of chemicals, prod.&man-made fibres             |
| 24 Pro. kemikalij, kemičnih izd., umetnih vl.     | 353696 | 482822 | 360661    | 136,5                  | 109,3                   | 107,0                                       | 24 Mfr. of chemicals & chemical products                |
| DH Pro. izd. iz gume in plastičnih mas            | 223841 | 234018 | 220770    | 104,5                  | 109,3                   | 107,8                                       | DH Mfr. of rubber and plastic products                  |
| 25 Pro. izd. iz gume in plastičnih mas            | 223841 | 234018 | 220770    | 104,5                  | 109,3                   | 107,8                                       | 25 Mfr. of rubber and plastic products                  |
| DI Pro. dr. nekovinskih mineralnih izd.           | 225307 | 242887 | 217865    | 107,8                  | 114,8                   | 107,9                                       | DI Mfr. of other non-metal.mineral products             |
| 26 Pro. dr. nekovinskih mineralnih izd.           | 225307 | 242887 | 217865    | 107,8                  | 114,8                   | 107,9                                       | 26 Mfr. of other non-metal.mineral products             |
| DJ Pro. kovin in kovinskih izd.                   | 233700 | 258479 | 225764    | 110,6                  | 109,7                   | 107,6                                       | DJ Mfr. of basic metals & fabricated products           |
| 27 Pro. kovin                                     | 271084 | 259863 | 240924    | 95,9                   | 102,3                   | 107,6                                       | 27 Manufacture of basic metals                          |
| DK Pro. kovinskih izd.brez strojev, naprav        | 219472 | 257954 | 219995    | 117,5                  | 112,7                   | 107,6                                       | DK Mfr. of fabricated metal, not machines               |
| 28 Pro. strojev in naprav                         | 234356 | 252559 | 229477    | 107,8                  | 109,3                   | 108,9                                       | 28 Mfr. of machinery and equipment nec.                 |
| 29 Pro. strojev in naprav                         | 234356 | 252559 | 229477    | 107,8                  | 109,3                   | 108,9                                       | 29 Mfr. of machinery and equipment nec.                 |
| DL Pro. električne, optične opreme                | 228104 | 244382 | 225049    | 107,1                  | 109,1                   | 105,8                                       | DL Mfr. of electrical and optical equipment             |
| 30 Pro. pisarniških strojev, računalnikov         | 299873 | 323711 | 293835    | 107,9                  | 109,7                   | 108,9                                       | 30 Mfr. of office machinery and computers               |
| 31 Pro. el. strojev, aparatov                     | 223064 | 240730 | 218502    | 107,9                  | 109,3                   | 105,5                                       | 31 Mfr. of electric. machinery etc. nec.                |
| 32 Pro. RTV, komunikacijskih aparatov,opreme      | 248057 | 262422 | 245268    | 105,8                  | 112,7                   | 109,0                                       | 32 Mfr. of radio, tv and equipment                      |
| 33 Pro. medicin., finomehan., optičnih instr.     | 214956 | 229429 | 214566    | 106,7                  | 106,1                   | 103,5                                       | 33 Mfr. of medical & precision instruments              |
| DM Pro. vozil in plovil                           | 232971 | 252057 | 231766    | 108,2                  | 113,6                   | 107,0                                       | DM Manufacture of transport equipment                   |
| 34 Pro. mot. vozil, prikolic, polprikolic         | 233206 | 257676 | 233627    | 110,5                  | 115,5                   | 106,8                                       | 34 Mfr. of motor vehicles, trailers, etc.               |
| 35 Pro. dr. vozil, plovil                         | 232240 | 234386 | 226677    | 100,9                  | 106,9                   | 107,3                                       | 35 Mfr. of other transport equipment                    |
| DN Pro. pohištva, dr. pred. dej., reciklaža       | 199999 | 204458 | 189614    | 102,2                  | 114,9                   | 108,8                                       | DN Manufacturing nec.                                   |
| 36 Pro. pohištva, dr. predelovalne dej.           | 187745 | 192327 | 183063    | 102,4                  | 111,2                   | 108,0                                       | 36 Mfr. of furniture; manufacturing nec.                |
| 37 Reciklaža                                      | 348028 | 350970 | 271311    | 100,8                  | 143,5                   | 112,4                                       | 37 Recycling  |
| <b>E Oskrba z elektriko, plinom, vodo</b>         | 321676 | 391433 | 314527    | 121,7                  | 111,2                   | 106,2                                       | <b>E Electricity, gas and water supply</b>              |
| 40 Oskrba z el., plinom, paro, toplo vodo         | 343592 | 425161 | 333484    | 123,7                  | 110,1                   | 106,0                                       | 40 Electricity, gas, steam and hot water                |
| 41 Zbiranje,čiščenje,distribucija vode            | 267344 | 307934 | 266850    | 115,2                  | 116,4                   | 106,9                                       | 41 Collection, purification etc. of water               |
| <b>F Gradbeništvo</b>                             | 222418 | 235948 | 217280    | 106,1                  | 110,6                   | 107,0                                       | <b>F Construction</b>                                   |
| 45 Gradbeništvo                                   | 222418 | 235948 | 217280    | 106,1                  | 110,6                   | 107,0                                       | 45 Construction   |
| <b>G Trgovina; popravila mot. vozil</b>           | 240014 | 259465 | 235083    | 108,1                  | 107,3                   | 106,8                                       | <b>G Wholesale, retail; certain repair</b>              |
| 50 Poprav., trg. z mot. vozili, gorivi            | 270837 | 301337 | 271030    | 111,3                  | 102,4                   | 105,9                                       | 50 Sale, repair etc. motors; fuel                       |
| 51 Posredništvo, trg. na debelo, brez vozil       | 286419 | 316493 | 279823    | 110,5                  | 110,6                   | 109,5                                       | 51 Wholesale, commission, not motors                    |
| 52 Trg. na drobno brez mot. vozil; poprav. izd.   | 205180 | 215606 | 200086    | 105,1                  | 106,2                   | 105,5                                       | 52 Retail trade, not motors; repairs                    |
| <b>H Gostinstvo</b>                               | 202233 | 208558 | 198092    | 103,1                  | 103,4                   | 105,5                                       | <b>H Hotels and restaurants</b>                         |
| 55 Gostinstvo                                     | 202233 | 208558 | 198092    | 103,1                  | 103,4                   | 105,5                                       | 55 Hotels and restaurants                               |
| <b>I Promet, skladiščenje, zveze</b>              | 296320 | 303998 | 285221    | 102,6                  | 104,7                   | 107,1                                       | <b>I Transport, storage and communication</b>           |
| 60 Kopanski promet, cevovodni transport           | 246438 | 251594 | 241301    | 102,1                  | 103,1                   | 105,4                                       | 60 Land transport; pipelines transport                  |
| 61 Vodni promet                                   | 386956 | 392913 | 388876    | 101,5                  | 116,7                   | 111,9                                       | 61 Water transport                                      |
| 62 Zračni promet                                  | 661267 | 668913 | 620761    | 101,2                  | 124,5                   | 114,7                                       | 62 Air transport  |
| 63 Pomožne prometne dej., turistične org.         | 280384 | 288702 | 270407    | 103,0                  | 107,0                   | 107,3                                       | 63 Supporting transport; travel agencies                |
| 64 Pošta in telekomunikacije                      | 341905 | 351750 | 327579    | 102,9                  | 101,2                   | 106,9                                       | 64 Post and telecommunications                          |
| <b>J Finančno posredništvo</b>                    | 378131 | 520828 | 387565    | 137,7                  | 127,5                   | 107,5                                       | <b>J Financial intermediation</b>                       |
| 65 Fin. posred. brez zavarovalništva, skladov     | 382569 | 562716 | 394471    | 147,1                  | 134,4                   | 108,1                                       | 65 Financial intermed.,not insur.,pens.fund.            |
| 66 Zavarovalništvo brez socialnega, skladi        | 376459 | 455881 | 384190    | 121,1                  | 115,1                   | 106,5                                       | 66 Insurance, pension, not comp. soc. sec.              |
| 67 Pomožne dej. v fin. posred.                    | 337350 | 365332 | 325656    | 108,3                  | 104,3                   | 106,4                                       | 67 Activities aux. to financial intermed.               |
| <b>K Nepremičnine, najem, poslovne stor.</b>      | 288232 | 316008 | 286397    | 109,6                  | 104,1                   | 105,6                                       | <b>K Real estate, renting &amp; business activities</b> |
| 70 Poslovanje z nepremičninami                    | 283526 | 342845 | 273740    | 120,9                  | 127,0                   | 110,9                                       | 70 Real estate activities                               |
| 71 Dajanje strojev, opreme v najem                | 274642 | 249433 | 237391    | 90,8                   | 117,0                   | 108,8                                       | 71 Renting equipment without operator                   |
| 72 Obdelava podatkov, s tem povezane dej.         | 407871 | 426848 | 407426    | 104,7                  | 102,4                   | 107,9                                       | 72 Computer and related activities                      |
| 73 Raziskovanje in razvoj                         | 410569 | 479625 | 412801    | 116,8                  | 106,3                   | 105,3                                       | 73 Research and development                             |
| 74 Druge poslovne dej.                            | 250667 | 272182 | 248241    | 108,6                  | 103,0                   | 104,8                                       | 74 Other business activities                            |
| <b>L Javna uprava, obramba, socialno zavarov.</b> | 328065 | 333779 | 322382    | 101,7                  | 103,5                   | 100,3                                       | <b>L Public administ. &amp; defence; comp.soc.sec.</b>  |
| 75 Javna uprava, obramba, socialno zavarov.       | 328065 | 333779 | 322382    | 101,7                  | 103,5                   | 100,3                                       | 75 Public administ. & defence; comp.soc.sec.            |
| <b>M Izobraževanje</b>                            | 334828 | 338682 | 324770    | 101,2                  | 105,8                   | 105,1                                       | <b>M Education</b>                                      |
| 80 Izobraževanje                                  | 334828 | 338682 | 324770    | 101,2                  | 105,8                   | 105,1                                       | 80 Education  |
| <b>N Zdravstvo, socialno varstvo</b>              | 312879 | 319587 | 311341    | 102,1                  | 102,3                   | 101,3                                       | <b>N Health and social work</b>                         |
| 85 Zdravstvo, socialno varstvo                    | 312879 | 319587 | 311341    | 102,1                  | 102,3                   | 101,3                                       | 85 Health and social work                               |
| <b>O Dr.javne, skupne in osebne stor.</b>         | 327639 | 336252 | 320362    | 102,6                  | 102,1                   | 105,2                                       | <b>O Other social and personal services</b>             |
| 90 Stor. javne higiene                            | 244530 | 256411 | 234470    | 104,9                  | 110,2                   | 109,9                                       | 90 Refuse disposal, sanitation, etc.                    |
| 91 Dej. združenj, organizacij                     | 448527 | 502942 | 448359    | 112,1                  | 110,6                   | 104,5                                       | 91 Membership organisations nec.                        |
| 92 Rekreatijske, kulturne, športne dej.           | 358416 | 362782 | 351981    | 101,2                  | 98,6                    | 103,7                                       | 92 Recreational, cultural & sport.activities            |
| 93 Dr. storitvene dej.                            | 183699 | 182579 | 175812    | 99,4                   | 105,1                   | 108,5                                       | 93 Other service activities                             |

**Slika 2: Povprečne mesečne bruto plače po področjih dejavnosti, Slovenija, november 2004**

Chart 2: Average monthly gross earnings by sections of activities, Slovenia, November 2004

SIT

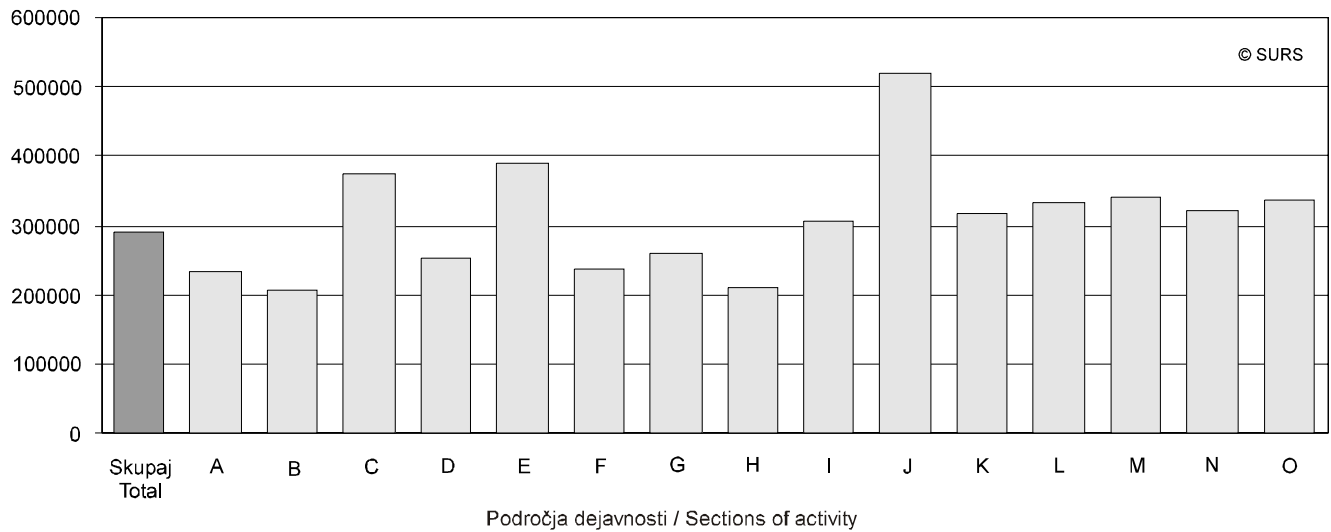
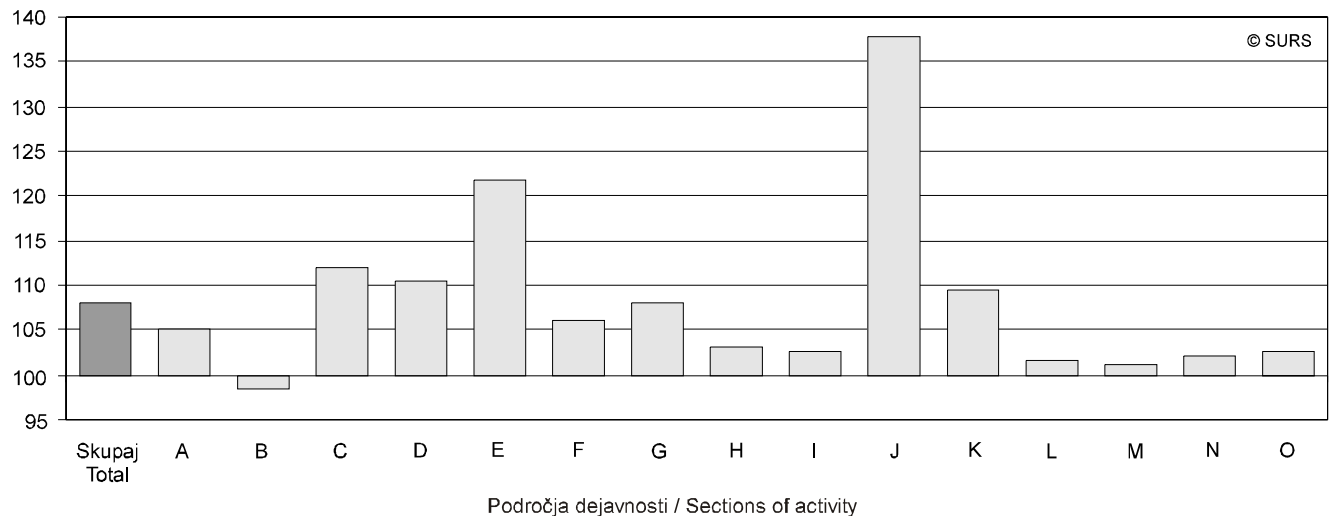
**Slika 3: Indeksi povprečnih mesečnih bruto plač po področjih dejavnosti, Slovenija, november 2004**

Chart 3: Indices of average monthly gross earnings by sections of activities, Slovenia, November 2004

Indeksi / Indices

(X 2004 = 100)



|   |   |
|---|---|
| Skupaj  | Total                                       |
| A Kmetijstvo, lov, gozdarstvo                 | Agriculture, Hunting and Forestry           |
| B Ribišstvo                                   | Fishing                                     |
| C Rudarstvo                                   | Mining and Quarrying                        |
| D Predelovalne dejavnosti                     | Manufacturing                               |
| E Oskrba z elektriko, plinom, vodo            | Electricity, Gas and Water Supply           |
| F Gradbeništvo                                | Construction                                |
| G Trgovina; popravila motornih vozil          | Wholesale, Retail; Certain Repair           |
| H Gostinstvo                                  | Hotels and Restaurants                      |
| I Promet, skladiščenje, zveze                 | Transport, Storage and Communication        |
| J Finančno posredništvo                       | Financial Intermediation                    |
| K Nepremičnine, najem, poslovne storitve      | Real Estate, Renting & Business Activities  |
| L Javna uprava, obramba, socialno zavarovanje | Public Administ. & Defence; Comp. Soc. Sec. |
| M Izobraževanje                               | Education                                   |
| N Zdravstvo, socialno varstvo                 | Health and Social Work                      |
| O Druge javne, skupne in osebne storitve      | Other Social and Personal Services          |



**1.4 Povprečne mesečne neto plače po dejavnostih, Slovenija, november 2004**  
Average monthly net earnings by activities, Slovenia, November 2004

| Dejavnosti                                      | SIT           |               |               | Indeksi / Indices      |                         |   | Activities                                    |
|---|---------------|---------------|---------------|------------------------|-------------------------|---|---|
|   | X 04          | XI 04         | Ø I-XI 04     | $\frac{XI\ 04}{X\ 04}$ | $\frac{XI\ 04}{XI\ 03}$ | $\frac{\text{Ø I-XI 04}}{\text{Ø I-XI 03}}$ |   |
| <b>Skupaj</b>                                   | <b>169508</b> | <b>181138</b> | <b>166664</b> | <b>106,9</b>           | <b>107,2</b>            | <b>105,6</b>                                | <b>Total</b>                                  |
| <b>A Kmetijstvo, lov, gozdarstvo</b>            | 144964        | 151540        | 141186        | 104,5                  | 105,4                   | 104,9                                       | <b>A Agriculture, hunting and forestry</b>    |
| 01 Kmetijstvo, lov, storitve                    | 142469        | 143542        | 136295        | 100,8                  | 104,6                   | 104,6                                       | 01 Agriculture, hunting and services          |
| 02 Gozdarstvo, storitve                         | 150577        | 168801        | 152500        | 112,1                  | 105,8                   | 105,4                                       | 02 Forestry, logging and services             |
| <b>B Ribišstvo</b>                              | 137966        | 133430        | 134951        | 96,7                   | 100,3                   | 105,2                                       | <b>B Fishing</b>                              |
| 05 Ribišstvo                                    | 137966        | 133430        | 134951        | 96,7                   | 100,3                   | 105,2                                       | 05 Fishing, hatcheries and services           |
| <b>C Rudarstvo</b>                              | 212505        | 235448        | 207481        | 110,8                  | 116,8                   | 108,4                                       | <b>C Mining and quarrying</b>                 |
| CA Pri. energetskih surovin                     | 224766        | 251003        | 217461        | 111,7                  | 119,2                   | 109,4                                       | CA Mining & quarrying of energy materials     |
| 10 Pri. črnega, rjavega premoga, lignita, šote  | 225884        | 252637        | 218426        | 111,8                  | 119,9                   | 109,6                                       | 10 Mining of coal& lignite; extrac. of peat   |
| 11 Pri. nafte, zemeljskega plina, stor.         | Z             | Z             | Z             | Z                      | Z                       | Z   | 11 Extraction of petroleum & gas & services   |
| 12 Pri. uranovih in torijevih rud               | Z             | Z             | Z             | Z                      | Z                       | Z   | 12 Mining of uranium and thorium ores         |
| CB Pri. rud in kamnin razen energetskih         | 167221        | 177796        | 168099        | 106,3                  | 109,6                   | 107,0                                       | CB Mining & quarrying, not energy materials   |
| 13 Pri. rud                                     | Z             | Z             | Z             | Z                      | Z                       | Z   | 13 Mining of metal ores                       |
| 14 Pri. dr. rudnin in kamnin                    | 166995        | 177576        | 167716        | 106,3                  | 110,0                   | 107,2                                       | 14 Other mining and quarrying                 |
| <b>D Predelovalne dejavnosti</b>                | 146647        | 160637        | 144259        | 109,5                  | 109,3                   | 107,2                                       | <b>D Manufacturing</b>                        |
| DA Pro. hrane, pijač, tobačnih izd.             | 152461        | 161988        | 150235        | 106,2                  | 104,2                   | 105,0                                       | DA Mfr. of food; beverages and tobacco        |
| 15 Pro. hrane, pijač, krmil                     | 151942        | 161483        | 149723        | 106,3                  | 104,2                   | 105,0                                       | 15 Mfr. of food products and beverages        |
| 16 Pro. tobačnih izd.                           | Z             | Z             | Z             | Z                      | Z                       | Z   | 16 Manufacture of tobacco products            |
| DB Pro. tekstilij; tekstilnih, krznenih izd.    | 108615        | 117547        | 108176        | 108,2                  | 106,6                   | 106,8                                       | DB Mfr. of textiles and textile products      |
| 17 Pro. tekstilij                               | 117989        | 135045        | 117020        | 114,5                  | 108,9                   | 106,3                                       | 17 Manufacture of textiles                    |
| 18 Pro. oblačil; strojenje, dodelava krzna      | 98223         | 98413         | 98186         | 100,2                  | 103,6                   | 107,0                                       | 18 Mfr. of wearing apparel; dress. of fur     |
| DC Pro. usnja, usnjenih izd.                    | 112757        | 116789        | 111869        | 103,6                  | 107,6                   | 106,6                                       | DC Mfr. of leather and leather products       |
| 19 Pro. usnja, usnjenih izd.                    | 112757        | 116789        | 111869        | 103,6                  | 107,6                   | 106,6                                       | 19 Leather tanning; mfr. of luggage, etc.     |
| DD Obdelava in predelava lesa                   | 124106        | 127507        | 121002        | 102,7                  | 110,0                   | 107,8                                       | DD Manufacture of wood and wood products      |
| 20 Obdelava in predelava lesa                   | 124106        | 127507        | 121002        | 102,7                  | 110,0                   | 107,8                                       | 20 Mfr. of wood and wood, cork, etc. goods    |
| DE Pro. vlaknin, papirja; založništvo, tiskar.  | 167309        | 188815        | 165396        | 112,9                  | 109,1                   | 106,7                                       | DE Mfr. of paper; publishing and printing     |
| 21 Pro. vlaknin, papirja ter izd. iz njih       | 150090        | 166239        | 147863        | 110,8                  | 102,2                   | 104,4                                       | 21 Mfr. of pulp, paper and paper products     |
| 22 Založništvo, tiskarstvo                      | 180653        | 206515        | 179213        | 114,3                  | 113,9                   | 108,4                                       | 22 Publishing, printing and recorded media    |
| DF Pro. koksa, naftnih deriv., jedrskega goriva | 178135        | 177197        | 168500        | 99,5                   | 101,0                   | 108,1                                       | DF Mfr. of coke, petroleum prods.&nuc. fuel   |
| 23 Pro. koksa, naftnih deriv., jedrskega goriva | 178135        | 177197        | 168500        | 99,5                   | 101,0                   | 108,1                                       | 23 Mfr. of coke, petroleum prods.&nuc. fuel   |
| DG Pro. kemikalij, kemičnih izd., umetnih vl.   | 211607        | 280270        | 214367        | 132,4                  | 109,2                   | 106,8                                       | DG Mfr. of chemicals, prod.&man-made fibres   |
| 24 Pro. kemikalij, kemičnih izd., umetnih vl.   | 211607        | 280270        | 214367        | 132,4                  | 109,2                   | 106,8                                       | 24 Mfr. of chemicals & chemical products      |
| DH Pro. izd. iz gume in plastičnih mas          | 145392        | 151821        | 143335        | 104,4                  | 109,2                   | 107,5                                       | DH Mfr. of rubber and plastic products        |
| 25 Pro. izd. iz gume in plastičnih mas          | 145392        | 151821        | 143335        | 104,4                  | 109,2                   | 107,5                                       | 25 Mfr. of rubber and plastic products        |
| DI Pro. dr. nekovinskih mineralnih izd.         | 145255        | 155395        | 140668        | 107,0                  | 113,9                   | 107,5                                       | DI Mfr. of other non-metal.mineral products   |
| 26 Pro. dr. nekovinskih mineralnih izd.         | 145255        | 155395        | 140668        | 107,0                  | 113,9                   | 107,5                                       | 26 Mfr. of other non-metal.mineral products   |
| DJ Pro. kovin in kovinskih izd.                 | 150681        | 165783        | 146502        | 110,0                  | 109,4                   | 107,2                                       | DJ Mfr. of basic metals & fabricated products |
| 27 Pro. kovin                                   | 171145        | 167728        | 155894        | 98,0                   | 103,9                   | 107,3                                       | 27 Manufacture of basic metals                |
| 28 Pro. kovinskih izd.brez strojev, naprav      | 142893        | 165045        | 142929        | 115,5                  | 111,5                   | 107,1                                       | 28 Mfr. of fabricated metal, not machines     |
| DK Pro. strojev in naprav                       | 151835        | 162576        | 148709        | 107,1                  | 108,7                   | 108,3                                       | DK Mfr. of machinery and equipment nec.       |
| 29 Pro. strojev in naprav                       | 151835        | 162576        | 148709        | 107,1                  | 108,7                   | 108,3                                       | 29 Mfr. of machinery and equipment nec.       |
| DL Pro. električne, optične opreme              | 146433        | 156597        | 144714        | 106,9                  | 109,0                   | 105,9                                       | DL Mfr. of electrical and optical equipment   |
| 30 Pro. pisarniških strojev, računalnikov       | 186251        | 198861        | 182333        | 106,8                  | 109,0                   | 109,0                                       | 30 Mfr. of office machinery and computers     |
| 31 Pro. el. strojev, aparatov                   | 144253        | 155299        | 141644        | 107,7                  | 109,3                   | 105,8                                       | 31 Mfr. of electric. machinery etc. nec.      |
| 32 Pro. RTV, komunikacijskih aparatov,opreme    | 155574        | 165132        | 154130        | 106,1                  | 112,6                   | 108,5                                       | 32 Mfr. of radio, tv and equipment            |
| 33 Pro. medicin., finomehan., optičnih instr.   | 139484        | 148254        | 139321        | 106,3                  | 105,8                   | 103,7                                       | 33 Mfr. of medical & precision instruments    |

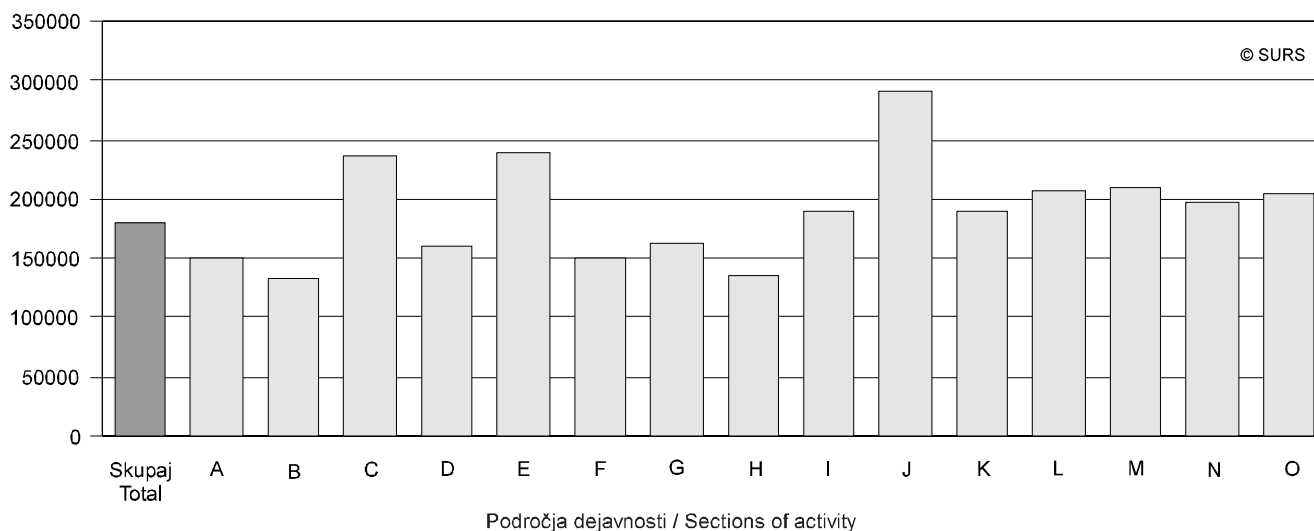
**1.4 Povprečne mesečne neto plače po dejavnostih, Slovenija, november 2004 (nadaljevanje)**  
 Average monthly net earnings by activities, Slovenia, November 2004 (continued)

| Dejavnosti  | SIT    |        |           | Indeksi / Indices |                |                        | Activities  |
|---|--------|--------|-----------|-------------------|----------------|------------------------|---|
|   | X 04   | XI 04  | Ø I-XI 04 | XI 04<br>X 04     | XI 04<br>XI 03 | Ø I-XI 04<br>Ø I-XI 03 |   |
| DM Pro. vozil in plovil                           | 151188 | 162533 | 150042    | 107,5             | 112,4          | 106,2                  | DM Manufacture of transport equipment                   |
| 34 Pro. mot. vozil, prikolic, polprikolic         | 150675 | 165244 | 150418    | 109,7             | 114,2          | 105,9                  | 34 Mfr. of motor vehicles, trailers, etc.               |
| 35 Pro. dr. vozil, plovil                         | 152785 | 154008 | 149015    | 100,8             | 106,6          | 106,9                  | 35 Mfr. of other transport equipment                    |
| DN Pro. pohišstva, dr. pred. dej., reciklaža      | 129850 | 133179 | 124309    | 102,6             | 113,7          | 108,4                  | DN Manufacturing nec.                                   |
| 36 Pro. pohišstva, dr. predelovalne dej.          | 123573 | 126058 | 120635    | 102,0             | 110,2          | 107,8                  | 36 Mfr. of furniture; manufacturing nec.                |
| 37 Reciklaža                                      | 205676 | 219171 | 170128    | 106,6             | 141,7          | 110,7                  | 37 Recycling  |
| <b>E Oskrba z elektriko, plinom, vodo</b>         | 199467 | 238443 | 196136    | 119,5             | 109,0          | 106,1                  | <b>E Electricity, gas and water supply</b>              |
| 40 Oskrba z el., plinom, paro, toplo vodo         | 210749 | 256403 | 206374    | 121,7             | 107,8          | 106,0                  | 40 Electricity, gas, steam and hot water                |
| 41 Zbiranje, čiščenje, distribucija vode          | 171499 | 193978 | 170386    | 113,1             | 114,1          | 106,8                  | 41 Collection, purification etc. of water               |
| <b>F Gradbeništvo</b>                             | 143664 | 151147 | 140476    | 105,2             | 109,8          | 106,7                  | <b>F Construction</b>                                   |
| 45 Gradbeništvo                                   | 143664 | 151147 | 140476    | 105,2             | 109,8          | 106,7                  | 45 Construction   |
| <b>G Trgovina; popravila mot. vozil</b>           | 151952 | 162476 | 148758    | 106,9             | 106,7          | 106,6                  | <b>G Wholesale, retail; certain repair</b>              |
| 50 Poprav., trg. z mot. vozili, gorivi            | 169127 | 185355 | 168302    | 109,6             | 102,2          | 105,8                  | 50 Sale, repair etc. motors; fuel                       |
| 51 Posredništvo, trg. na debelo, brez vozil       | 175182 | 191404 | 171417    | 109,3             | 109,6          | 108,9                  | 51 Wholesale, commission, not motors                    |
| 52 Trg. na drobno brez mot. vozil; poprav. izd.   | 134105 | 139842 | 130725    | 104,3             | 106,0          | 105,5                  | 52 Retail trade, not motors; repairs                    |
| <b>H Gostinstvo</b>                               | 131280 | 134784 | 128907    | 102,7             | 102,7          | 105,3                  | <b>H Hotels and restaurants</b>                         |
| 55 Gostinstvo                                     | 131280 | 134784 | 128907    | 102,7             | 102,7          | 105,3                  | 55 Hotels and restaurants                               |
| <b>I Promet, skladiščenje, zveze</b>              | 185194 | 189563 | 179046    | 102,4             | 104,3          | 106,4                  | <b>I Transport, storage and communication</b>           |
| 60 Kopenski promet, cevovodni transport           | 158843 | 161526 | 155496    | 101,7             | 102,1          | 104,9                  | 60 Land transport; pipelines transport                  |
| 61 Vodni promet                                   | 225669 | 229392 | 228370    | 101,6             | 114,3          | 113,0                  | 61 Water transport                                      |
| 62 Zračni promet                                  | 359707 | 362306 | 340492    | 100,7             | 120,4          | 112,6                  | 62 Air transport  |
| 63 Pomožne prometne dej., turistične org.         | 177548 | 183448 | 171806    | 103,3             | 107,4          | 106,9                  | 63 Supporting transport; travel agencies                |
| 64 Pošta in telekomunikacije                      | 209478 | 214048 | 201997    | 102,2             | 101,1          | 106,2                  | 64 Post and telecommunications                          |
| <b>J Finančno posredništvo</b>                    | 224535 | 289725 | 228372    | 129,0             | 120,6          | 106,7                  | <b>J Financial intermediation</b>                       |
| 65 Fin. posred. brez zavarovalništva, skladov     | 227747 | 307877 | 232458    | 135,2             | 124,6          | 107,0                  | 65 Financial intermed., not insur., pens. fund.         |
| 66 Zavarovalništvo brez socialnega, skladi        | 222275 | 263155 | 226160    | 118,4             | 114,1          | 106,5                  | 66 Insurance, pension, not comp. soc. sec.              |
| 67 Pomožne dej. v fin. posred.                    | 199812 | 215189 | 192750    | 107,7             | 105,2          | 106,5                  | 67 Activities aux. to financial intermed.               |
| <b>K Nepremičnine, najem, poslovne stor.</b>      | 175088 | 190130 | 174079    | 108,6             | 103,9          | 105,1                  | <b>K Real estate, renting &amp; business activities</b> |
| 70 Poslovanje z nepremičninami                    | 173766 | 206748 | 168388    | 119,0             | 123,6          | 109,7                  | 70 Real estate activities                               |
| 71 Dajanje strojev, opreme v najem                | 171087 | 157836 | 150685    | 92,3              | 115,4          | 108,4                  | 71 Renting equipment without operator                   |
| 72 Obdelava podatkov, s tem povezane dej.         | 238220 | 248954 | 239334    | 104,5             | 102,7          | 107,2                  | 72 Computer and related activities                      |
| 73 Raziskovanje in razvoj                         | 242929 | 278471 | 243357    | 114,6             | 106,0          | 105,1                  | 73 Research and development                             |
| 74 Druge poslovne dej.                            | 154720 | 166508 | 153261    | 107,6             | 102,9          | 104,4                  | 74 Other business activities                            |
| <b>L Javna uprava, obramba, socialno zavarov.</b> | 203141 | 206149 | 200083    | 101,5             | 103,5          | 100,9                  | <b>L Public administ. &amp; defence; comp.soc.sec.</b>  |
| 75 Javna uprava, obramba, socialno zavarov.       | 203141 | 206149 | 200083    | 101,5             | 103,5          | 100,9                  | 75 Public administ. & defence; comp.soc.sec.            |
| <b>M Izobraževanje</b>                            | 206608 | 209045 | 201505    | 101,2             | 105,4          | 105,1                  | <b>M Education</b>                                      |
| 80 Izobraževanje                                  | 206608 | 209045 | 201505    | 101,2             | 105,4          | 105,1                  | 80 Education  |
| <b>N Zdravstvo, socialno varstvo</b>              | 193616 | 197229 | 192451    | 101,9             | 102,7          | 101,9                  | <b>N Health and social work</b>                         |
| 85 Zdravstvo, socialno varstvo                    | 193616 | 197229 | 192451    | 101,9             | 102,7          | 101,9                  | 85 Health and social work                               |
| <b>O Dr.javne, skupne in osebne stor.</b>         | 199561 | 204346 | 195458    | 102,4             | 102,6          | 105,3                  | <b>O Other social and personal services</b>             |
| 90 Stor. javne higiene                            | 157650 | 164490 | 151676    | 104,3             | 110,3          | 109,0                  | 90 Refuse disposal, sanitation, etc.                    |
| 91 Dej. združenj, organizacij                     | 259632 | 287252 | 259406    | 110,6             | 109,8          | 104,8                  | 91 Membership organisations nec.                        |
| 92 Rekreatijske, kulturne, športne dej.           | 216031 | 218650 | 212524    | 101,2             | 99,4           | 103,9                  | 92 Recreational, cultural & sport.activities            |
| 93 Dr. storitvene dej.                            | 120853 | 120238 | 116043    | 99,5              | 103,7          | 108,1                  | 93 Other service activities                             |

**Slika 4: Povprečne mesečne neto plače po področjih dejavnosti, Slovenija, november 2004**

Chart 4: Average monthly net earnings by sections of activities, Slovenia, November 2004

SIT

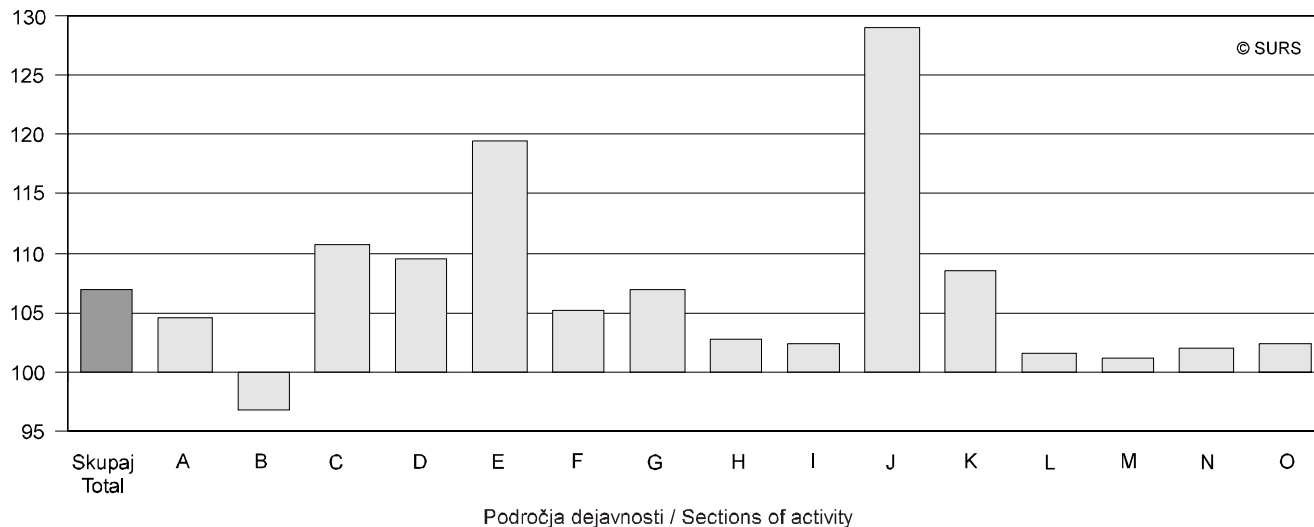


**Slika 5: Indeksi povprečnih mesečnih neto plač po področjih dejavnosti, Slovenija, november 2004**

Chart 5: Indices of average monthly net earnings by sections of activities, Slovenia, November 2004

Indeksi / Indices

(X 2004 = 100)



|        |   |
|--------|---|
| Skupaj | Total                                       |
| A      | Kmetijstvo, lov, gozdarstvo                 |
| B      | Ribištvo                                    |
| C      | Rudarstvo                                   |
| D      | Predelovalne dejavnosti                     |
| E      | Oskrba z elektriko, plinom, vodo            |
| F      | Gradbeništvo                                |
| G      | Trgovina; popravila motornih vozil          |
| H      | Gostinstvo                                  |
| I      | Promet, skladiščenje, zveze                 |
| J      | Finančno posredništvo                       |
| K      | Nepremičnine, najem, poslovne storitve      |
| L      | Javna uprava, obramba, socialno zavarovanje |
| M      | Izobraževanje                               |
| N      | Zdravstvo, socialno varstvo                 |
| O      | Druge javne, skupne in osebne storitve      |

|  |  |
|--|--|
| Total  |  |
| Agriculture, Hunting and Forestry            |  |
| Fishing                                      |  |
| Mining and Quarrying                         |  |
| Manufacturing                                |  |
| Electricity, Gas and Water Supply            |  |
| Construction                                 |  |
| Wholesale, Retail; Certain Repair            |  |
| Hotels and Restaurants                       |  |
| Transport, Storage and Communication         |  |
| Financial Intermediation                     |  |
| Real Estate, Renting & Business Activities   |  |
| Public Administr. & Defence; Comp. Soc. Sec. |  |
| Education                                    |  |
| Health and Social Work                       |  |
| Other Social and Personal Services           |  |

### 1.5 Struktura povprečnih mesečnih bruto plač, Slovenija, november 2004

Structure of average monthly gross earnings, Slovenia, November 2004

| Dejavnosti                                      | SIT                    |   |   |                            | Delež (plača = 100 %)<br>Share (earnings = 100%)   |  |                            | Activities                                    |
|---|------------------------|---|---|----------------------------|--|--|----------------------------|---|
|   | plače<br>ear-<br>nings | plače<br>brez<br>zaosta-<br>lih<br>izplačil<br>earn-<br>ings<br>without<br>overdue<br>pay-<br>ments | zaostala<br>izplačila<br>overdue<br>pay-<br>ments | nadure<br>overtime<br>work | %  |  |                            |   |
|   |                        |   |   |                            | plače<br>brez<br>za-<br>ostalih<br>izplačil<br>earnings<br>without<br>overdue<br>pay-<br>ments | za-<br>ostala<br>izplačila<br>overdue<br>pay-<br>ments | nadure<br>overtime<br>work |   |
| <b>Skupaj</b>                                   | <b>291850</b>          | <b>273446</b>   | <b>18404</b>                                      | <b>4836</b>                | <b>93,7</b>  | <b>6,3</b>   | <b>1,7</b>                 | <b>Total</b>                                  |
| <b>A Kmetijstvo, lov, gozdarstvo</b>            | 232946                 | 220476  | 12470   | 951                        | 94,6   | 5,4  | 0,4                        | <b>A Agriculture, hunting and forestry</b>    |
| 01 Kmetijstvo, lov, storitve                    | 218951                 | 212949  | 6002  | 1078                       | 97,3   | 2,7  | 0,5                        | 01 Agriculture, hunting and services          |
| 02 Gozdarstvo, storitve                         | 263150                 | 236719  | 26430   | 677                        | 90,0   | 10,0   | 0,3                        | 02 Forestry, logging and services             |
| <b>B Ribištvo</b>                               | 207882                 | 207821  | 61  | 3005                       | 100,0  | -  | 1,4                        | <b>B Fishing</b>                              |
| 05 Ribištvo                                     | 207882                 | 207821  | 61  | 3005                       | 100,0  | -  | 1,4                        | 05 Fishing, hatcheries and services           |
| <b>C Rudarstvo</b>                              | 375444                 | 338174  | 37270   | 7785                       | 90,1   | 9,9  | 2,1                        | <b>C Mining and quarrying</b>                 |
| CA Pri. energetskih surovin                     | 399985                 | 356384  | 43601   | 8549                       | 89,1   | 10,9   | 2,1                        | CA Mining & quarrying of energy materials     |
| 10 Pri. črnega, rjavega premoga, lignita, šote  | 402767                 | 357731  | 45036   | 8537                       | 88,8   | 11,2   | 2,1                        | 10 Mining of coal& lignite; extrac. of peat   |
| 11 Pri. nafte, zemeljskega plina, stor.         | Z                      | Z   | Z   | Z                          | Z  | Z  | Z                          | 11 Extraction of petroleum & gas & services   |
| 12 Pri. uranovih in torijevih rud               | Z                      | Z   | Z   | Z                          | Z  | Z  | Z                          | 12 Mining of uranium and thorium ores         |
| CB Pri. rud in kamnin razen energetskih         | 284485                 | 270680  | 13805   | 4955                       | 95,1   | 4,9  | 1,7                        | CB Mining & quarrying, not energy materials   |
| 13 Pri. rud                                     | Z                      | Z   | Z   | Z                          | Z  | Z  | Z                          | 13 Mining of metal ores                       |
| 14 Pri. dr. rudnin in kamnin                    | 284006                 | 270185  | 13820   | 4961                       | 95,1   | 4,9  | 1,7                        | 14 Other mining and quarrying                 |
| <b>D Predelovalne dejavnosti</b>                | 252735                 | 231872  | 20864   | 4913                       | 91,7   | 8,3  | 1,9                        | <b>D Manufacturing</b>                        |
| DA Pro. hrane, pijač, tobačnih izd.             | 255430                 | 242282  | 13147   | 3133                       | 94,9   | 5,1  | 1,2                        | DA Mfr. of food; beverages and tobacco        |
| 15 Pro. hrane, pijač, krmil                     | 254398                 | 241175  | 13223   | 3142                       | 94,8   | 5,2  | 1,2                        | 15 Mfr. of food products and beverages        |
| 16 Pro. tobačnih izd.                           | Z                      | Z   | Z   | Z                          | Z  | Z  | Z                          | 16 Manufacture of tobacco products            |
| DB Pro. tekstilij; tekstilnih, krznenih izd.    | 177854                 | 162746  | 15108   | 1438                       | 91,5   | 8,5  | 0,8                        | DB Mfr. of textiles and textile products      |
| 17 Pro. tekstilij                               | 205311                 | 178364  | 26947   | 1837                       | 86,9   | 13,1   | 0,9                        | 17 Manufacture of textiles                    |
| 18 Pro. oblačil; strojenje, dodelava krzna      | 147829                 | 145668  | 2161  | 1002                       | 98,5   | 1,5  | 0,7                        | 18 Mfr. of wearing apparel; dress. of fur     |
| DC Pro. usnja, usnjenih izd.                    | 176940                 | 174244  | 2696  | 3101                       | 98,5   | 1,5  | 1,8                        | DC Mfr. of leather and leather products       |
| 19 Pro. usnja, usnjenih izd.                    | 176940                 | 174244  | 2696  | 3101                       | 98,5   | 1,5  | 1,8                        | 19 Leather tanning; mrf. of luggage, etc.     |
| DD Obdelava in predelava lesa                   | 193007                 | 192517  | 489   | 3954                       | 99,7   | 0,3  | 2,0                        | DD Manufacture of wood and wood products      |
| 20 Obdelava in predelava lesa                   | 193007                 | 192517  | 489   | 3954                       | 99,7   | 0,3  | 2,0                        | 20 Mfr. of wood and wood, cork, etc. goods    |
| DE Pro. vlaknin, papirja; založništvo, tiskar.  | 306439                 | 271766  | 34673   | 4696                       | 88,7   | 11,3   | 1,5                        | DE Mfr. of paper; publishing and printing     |
| 21 Pro. vlaknin, papirja ter izd. iz njih       | 261078                 | 234465  | 26613   | 3943                       | 89,8   | 10,2   | 1,5                        | 21 Mfr. of pulp, paper and paper products     |
| 22 Založništvo, tiskarstvo                      | 342005                 | 301012  | 40993   | 5286                       | 88,0   | 12,0   | 1,5                        | 22 Publishing, printing and recorded media    |
| DF Pro. koksa, naftnih deriv., jedrskega goriva | 284318                 | 284318  | -   | 1215                       | 100,0  | -  | 0,4                        | DF Mfr. of coke, petroleum prods.&nuc. fuel   |
| 23 Pro. koksa, naftnih deriv., jedrskega goriva | 284318                 | 284318  | -   | 1215                       | 100,0  | -  | 0,4                        | 23 Mfr. of coke, petroleum prods.&nuc. fuel   |
| DG Pro. kemikalij, kemičnih izd., umetnih vl.   | 482822                 | 383229  | 99593   | 6131                       | 79,4   | 20,6   | 1,3                        | DG Mfr. of chemicals, prod.&man-made fibres   |
| 24 Pro. kemikalij, kemičnih izd., umetnih vl.   | 482822                 | 383229  | 99593   | 6131                       | 79,4   | 20,6   | 1,3                        | 24 Mfr. of chemicals & chemical products      |
| DH Pro. izd. iz gume in plastičnih mas          | 234018                 | 225054  | 8965  | 4579                       | 96,2   | 3,8  | 2,0                        | DH Mfr. of rubber and plastic products        |
| 25 Pro. izd. iz gume in plastičnih mas          | 234018                 | 225054  | 8965  | 4579                       | 96,2   | 3,8  | 2,0                        | 25 Mfr. of rubber and plastic products        |
| DI Pro. dr. nekovinskih mineralnih izd.         | 242887                 | 225605  | 17282   | 4231                       | 92,9   | 7,1  | 1,7                        | DI Mfr. of other non-metal.mineral products   |
| 26 Pro. dr. nekovinskih mineralnih izd.         | 242887                 | 225605  | 17282   | 4231                       | 92,9   | 7,1  | 1,7                        | 26 Mfr. of other non-metal.mineral products   |
| DJ Pro. kovin in kovinskih izd.                 | 258479                 | 231072  | 27408   | 5740                       | 89,4   | 10,6   | 2,2                        | DJ Mfr. of basic metals & fabricated products |
| 27 Pro. kovin                                   | 259863                 | 242700  | 17163   | 6515                       | 93,4   | 6,6  | 2,5                        | 27 Manufacture of basic metals                |
| 28 Pro. kovinskih izd.brez strojev, naprav      | 257954                 | 226660  | 31294   | 5446                       | 87,9   | 12,1   | 2,1                        | 28 Mfr. of fabricated metal, not machines     |
| DK Pro. strojev in naprav                       | 252559                 | 238023  | 14536   | 8688                       | 94,2   | 5,8  | 3,4                        | DK Mfr. of machinery and equipment nec.       |
| 29 Pro. strojev in naprav                       | 252559                 | 238023  | 14536   | 8688                       | 94,2   | 5,8  | 3,4                        | 29 Mfr. of machinery and equipment nec.       |
| DL Pro. električne, optične opreme              | 244382                 | 233739  | 10643   | 4665                       | 95,6   | 4,4  | 1,9                        | DL Mfr. of electrical and optical equipment   |
| 30 Pro. pisarniških strojev, računalnikov       | 323711                 | 315335  | 8375  | 1697                       | 97,4   | 2,6  | 0,5                        | 30 Mfr. of office machinery and computers     |
| 31 Pro. el. strojev, aparatov                   | 240730                 | 227419  | 13312   | 5955                       | 94,5   | 5,5  | 2,5                        | 31 Mfr. of electric. machinery etc. nec.      |
| 32 Pro. RTV, komunikacijskih aparatov,opreme    | 262422                 | 253465  | 8957  | 3985                       | 96,6   | 3,4  | 1,5                        | 32 Mfr. of radio, tv and equipment            |
| 33 Pro. medicin., finomehan., optičnih instr.   | 229429                 | 222230  | 7199  | 3085                       | 96,9   | 3,1  | 1,3                        | 33 Mfr. of medical & precision instruments    |



**1.5 Struktura povprečnih mesečnih bruto plač, Slovenija, november 2004 (nadaljevanje)**  
Structure of average monthly gross earnings, Slovenia, November 2004 (continued)

| Dejavnosti  | SIT               |  |   |                            | Delež (plača = 100 %)<br>Share (earnings = 100%)   |  |                            | Activities  |
|---|-------------------|--|---|----------------------------|--|--|----------------------------|---|
|   | plače<br>earnings | plače<br>brez<br>zaosta-<br>lih<br>izplačil<br>earnings<br>without<br>overdue<br>pay-<br>ments | zaostala<br>izplačila<br>overdue<br>pay-<br>ments | nadure<br>overtime<br>work | %  |  |                            |   |
|   |                   |  |   |                            | plače<br>brez<br>za-<br>ostalih<br>izplačil<br>earnings<br>without<br>overdue<br>pay-<br>ments | za-<br>ostala<br>izplačila<br>overdue<br>pay-<br>ments | nadure<br>overtime<br>work |   |
| DM Pro. vozil in plovil                           | 252057            | 234892   | 17165   | 4630                       | 93,2   | 6,8  | 1,8                        | DM Manufacture of transport equipment                   |
| 34 Pro. mot. vozil, prikolic, polprikolic         | 257676            | 235142   | 22534   | 4627                       | 91,3   | 8,7  | 1,8                        | 34 Mfr. of motor vehicles, trailers, etc.               |
| 35 Pro. dr. vozil, plovil                         | 234386            | 234106   | 281   | 4639                       | 99,9   | 0,1  | 2,0                        | 35 Mfr. of other transport equipment                    |
| DN Pro. povišča, dr. pred. dej., reciklaža        | 204458            | 196754   | 7704  | 5972                       | 96,2   | 3,8  | 2,9                        | DN Manufacturing nec.                                   |
| 36 Pro. povišča, dr. predelovalne dej.            | 192327            | 190811   | 1516  | 6312                       | 99,2   | 0,8  | 3,3                        | 36 Mfr. of furniture; manufacturing nec.                |
| 37 Reciklaža                                      | 350970            | 268534   | 82435   | 1868                       | 76,5   | 23,5   | 0,5                        | 37 Recycling  |
| <b>E Oskrba z elektriko, plinom, vodo</b>         | 391433            | 325446   | 65987   | 7501                       | 83,1   | 16,9   | 1,9                        | <b>E Electricity, gas and water supply</b>              |
| 40 Oskrba z el., plinom, paro, toplo vodo         | 425161            | 343717   | 81444   | 8969                       | 80,8   | 19,2   | 2,1                        | 40 Electricity, gas, steam and hot water                |
| 41 Zbiranje,čiščenje,distribucija vode            | 307934            | 280213   | 27720   | 3865                       | 91,0   | 9,0  | 1,3                        | 41 Collection, purification etc. of water               |
| <b>F Gradbeništvo</b>                             | 235948            | 226029   | 9920  | 7159                       | 95,8   | 4,2  | 3,0                        | <b>F Construction</b>                                   |
| 45 Gradbeništvo                                   | 235948            | 226029   | 9920  | 7159                       | 95,8   | 4,2  | 3,0                        | 45 Construction   |
| <b>G Trgovina; popravila mot. vozil</b>           | 259465            | 241781   | 17683   | 3153                       | 93,2   | 6,8  | 1,2                        | <b>G Wholesale, retail; certain repair</b>              |
| 50 Poprav., trg. z mot. vozili, gorivi            | 301337            | 277602   | 23735   | 1992                       | 92,1   | 7,9  | 0,7                        | 50 Sale, repair etc. motors; fuel                       |
| 51 Posredništvo, trg. na debelo, brez vozil       | 316493            | 289029   | 27464   | 1803                       | 91,3   | 8,7  | 0,6                        | 51 Wholesale, commission, not motors                    |
| 52 Trg. na drobno brez mot. vozil; poprav. izd.   | 215606            | 205179   | 10427   | 4231                       | 95,2   | 4,8  | 2,0                        | 52 Retail trade, not motors; repairs                    |
| <b>H Gostinstvo</b>                               | 208558            | 202079   | 6479  | 1185                       | 96,9   | 3,1  | 0,6                        | <b>H Hotels and restaurants</b>                         |
| 55 Gostinstvo                                     | 208558            | 202079   | 6479  | 1185                       | 96,9   | 3,1  | 0,6                        | 55 Hotels and restaurants                               |
| <b>I Promet, skladiščenje, zveze</b>              | 303998            | 290592   | 13406   | 2322                       | 95,6   | 4,4  | 0,8                        | <b>I Transport, storage and communication</b>           |
| 60 Kopenski promet, cevovodni transport           | 251594            | 248386   | 3208  | 3705                       | 98,7   | 1,3  | 1,5                        | 60 Land transport; pipelines transport                  |
| 61 Vodni promet                                   | 392913            | 392913   | -   | 1194                       | 100,0  | -  | 0,3                        | 61 Water transport                                      |
| 62 Zračni promet                                  | 668913            | 668913   | -   | 14555                      | 100,0  | -  | 2,2                        | 62 Air transport  |
| 63 Pomožne prometne dej., turistične org.         | 288702            | 277049   | 11653   | 1294                       | 96,0   | 4,0  | 0,4                        | 63 Supporting transport; travel agencies                |
| 64 Pošta in telekomunikacije                      | 351750            | 325366   | 26384   | 1501                       | 92,5   | 7,5  | 0,4                        | 64 Post and telecommunications                          |
| <b>J Finančno posredništvo</b>                    | 520828            | 388608   | 132220  | 1575                       | 74,6   | 25,4   | 0,3                        | <b>J Financial intermediation</b>                       |
| 65 Fin. posred. brez zavarovalništva, skladov     | 562716            | 385987   | 176729  | 1874                       | 68,6   | 31,4   | 0,3                        | 65 Financial intermed.,not insur.,pens.fund.            |
| 66 Zavarovalništvo brez socialnega, skladi        | 455881            | 406129   | 49752   | 973                        | 89,1   | 10,9   | 0,2                        | 66 Insurance, pension, not comp. soc. sec.              |
| 67 Pomožne dej. v fin. posred.                    | 365332            | 337118   | 28214   | 1096                       | 92,3   | 7,7  | 0,3                        | 67 Activities aux. to financial intermed.               |
| <b>K Nepremičnine, najem, poslovne stor.</b>      | 316008            | 294785   | 21223   | 2931                       | 93,3   | 6,7  | 0,9                        | <b>K Real estate, renting &amp; business activities</b> |
| 70 Poslovanje z nepremičninami                    | 342845            | 295822   | 47024   | 2148                       | 86,3   | 13,7   | 0,6                        | 70 Real estate activities                               |
| 71 Dajanje strojev, opreme v najem                | 249433            | 249433   | -   | 817                        | 100,0  | -  | 0,3                        | 71 Renting equipment without operator                   |
| 72 Obdelava podatkov, s tem povezane dej.         | 426848            | 416570   | 10278   | 1518                       | 97,6   | 2,4  | 0,4                        | 72 Computer and related activities                      |
| 73 Raziskovanje in razvoj                         | 479625            | 427670   | 51956   | 6721                       | 89,2   | 10,8   | 1,4                        | 73 Research and development                             |
| 74 Druge poslovne dej.                            | 272182            | 254981   | 17201   | 2676                       | 93,7   | 6,3  | 1,0                        | 74 Other business activities                            |
| <b>L Javna uprava, obramba, socialno zavarov.</b> | 333779            | 333068   | 712   | 4489                       | 99,8   | 0,2  | 1,3                        | <b>L Public administ. &amp; defence; comp.soc.sec.</b>  |
| 75 Javna uprava, obramba, socialno zavarov.       | 333779            | 333068   | 712   | 4489                       | 99,8   | 0,2  | 1,3                        | 75 Public administ. & defence; comp.soc.sec.            |
| <b>M Izobraževanje</b>                            | 338682            | 338457   | 225   | 3302                       | 99,9   | 0,1  | 1,0                        | <b>M Education</b>                                      |
| 80 Izobraževanje                                  | 338682            | 338457   | 225   | 3302                       | 99,9   | 0,1  | 1,0                        | 80 Education  |
| <b>N Zdravstvo, socialno varstvo</b>              | 319587            | 317052   | 2536  | 15205                      | 99,2   | 0,8  | 4,8                        | <b>N Health and social work</b>                         |
| 85 Zdravstvo, socialno varstvo                    | 319587            | 317052   | 2536  | 15205                      | 99,2   | 0,8  | 4,8                        | 85 Health and social work                               |
| <b>O Dr.javne, skupne in osebne stor.</b>         | 336252            | 327394   | 8858  | 2288                       | 97,4   | 2,6  | 0,7                        | <b>O Other social and personal services</b>             |
| 90 Stor. javne higiene                            | 256411            | 239878   | 16533   | 4201                       | 93,6   | 6,4  | 1,6                        | 90 Refuse disposal, sanitation, etc.                    |
| 91 Dej. združenj, organizacij                     | 502942            | 446281   | 56661   | 1184                       | 88,7   | 11,3   | 0,2                        | 91 Membership organisations nec.                        |
| 92 Rekreatijske, kulturne, športne dej.           | 362782            | 360168   | 2614  | 1643                       | 99,3   | 0,7  | 0,5                        | 92 Recreational, cultural & sport.activities            |
| 93 Dr. storitvene dej.                            | 182579            | 181134   | 1445  | 3833                       | 99,2   | 0,8  | 2,1                        | 93 Other service activities                             |



**1.6 Povprečna mesečna bruto in neto plača, Slovenija, september 2004 - november 2004**  
Average monthly gross and net earnings, Slovenia, September 2004 - November 2004

|               | Bruto / Gross | Neto / Net    |              |
|---------------|---------------|---------------|--------------|
|               | SIT           |               |              |
| <b>Skupaj</b> | <b>276876</b> | <b>173092</b> | <b>Total</b> |

**1.7 Povprečna mesečna bruto plača in indeks, Slovenija, december 2004 - november 2004**  
Average monthly gross earnings and index, Slovenia, December 2004 - November 2004

|               | Bruto / Gross | Indeks / Indices                                   |              |
|---------------|---------------|--|--------------|
|               | SIT           | $\frac{XI\ 04}{\bar{\emptyset}\ XII\ 03 - XI\ 04}$ |              |
| <b>Skupaj</b> | <b>266465</b> | <b>109,5</b>                                       | <b>Total</b> |

**1.8 Indeksi povprečnih mesečnih bruto in neto plač, Slovenija, november 2004**  
Indices of average monthly gross and net earnings, Slovenia, November 2004

|               | Bruto / Gross |                       |                               |                               | Neto / Net   |                       |                               |                               |              |
|---------------|---------------|-----------------------|-------------------------------|-------------------------------|--------------|-----------------------|-------------------------------|-------------------------------|--------------|
|               | XI 04         | XI 04                 | $\bar{\emptyset}\ I - XI\ 04$ | $\bar{\emptyset}\ I - XI\ 04$ | XI 04        | XI 04                 | $\bar{\emptyset}\ I - XI\ 04$ | $\bar{\emptyset}\ I - XI\ 04$ |              |
|               | XII 03        | $\bar{\emptyset}\ 03$ | XII 03                        | $\bar{\emptyset}\ 03$         | XII 03       | $\bar{\emptyset}\ 03$ | XII 03                        | $\bar{\emptyset}\ 03$         |              |
| <b>Skupaj</b> | <b>105,1</b>  | <b>115,3</b>          | <b>95,6</b>                   | <b>104,8</b>                  | <b>104,6</b> | <b>113,9</b>          | <b>96,2</b>                   | <b>104,8</b>                  | <b>Total</b> |

**1.9 Indeksi realnih povprečnih mesečnih bruto plač po področjih in podpodročjih dejavnosti, Slovenija, november 2004**  
Indices of real average monthly gross earnings by sections and subsections of activities, Slovenia, November 2004

| Področja in podpodročja dejavnosti                | Indeksi / Indices      |                         |   | Sections and subsections of activities                   |
|---|------------------------|-------------------------|---|--|
|   | $\frac{XI\ 04}{X\ 04}$ | $\frac{XI\ 04}{XI\ 03}$ | $\frac{\bar{\emptyset}\ I - XI\ 04}{\bar{\emptyset}\ I - XI\ 03}$ |  |
| <b>Skupaj</b>                                     | <b>107,4</b>           | <b>104,2</b>            | <b>102,1</b>  | <b>Total</b>   |
| <b>A Kmetijstvo, lov, gozdarstvo</b>              | 104,4                  | 102,1                   | 101,3   | <b>A Agriculture, hunting and forestry</b>               |
| <b>B Ribišтво</b>                                 | 97,8                   | 100,2                   | 101,5   | <b>B Fishing</b>   |
| <b>C Rudarstvo</b>                                | 111,2                  | 114,8                   | 105,6   | <b>C Mining and quarrying</b>                            |
| CA Pri. energetskih surovin                       | 112,2                  | 117,1                   | 106,5   | CA Mining & quarrying of energy materials                |
| CB Pri. rud. in kamnin brez energetskih           | 106,4                  | 107,9                   | 104,2   | CB Mining & quarrying, not energy materials              |
| <b>D Predelovalne dejavnosti</b>                  | 109,9                  | 106,2                   | 103,8   | <b>D Manufacturing</b>                                   |
| DA Pro. hrane, pijač, tobačnih izd.               | 106,2                  | 101,2                   | 101,4   | DA Mfr. of food, beverages and tobacco                   |
| DB Pro. tekstilij; tekstilnih, krznenih izd.      | 109,2                  | 105,2                   | 103,5   | DB Mfr. of textiles and textile products                 |
| DC Pro. usnja, usnjenih izd.                      | 104,1                  | 105,2                   | 103,3   | DC Mfr. of leather and leather products                  |
| DD Obdelava in predelava lesa                     | 102,4                  | 107,4                   | 104,5   | DD Manufacture of wood and wood products                 |
| DE Pro. vlaknin, papirja; založništvo, tiskar.    | 113,3                  | 106,0                   | 103,2   | DE Mfr. of paper; publishing and printing                |
| DF Pro. koksa, naftnih deriv., jedrskega goriva   | 98,8                   | 97,6                    | 107,6   | DF Mfr. of coke, petroleum prods. & nuc. fuel            |
| DG Pro. kemikalij, kemičnih izd., umetnih vl.     | 135,7                  | 105,5                   | 103,3   | DG Mfr. of chemicals, prod. & man-made fibres            |
| DH Pro. izd. iz gume in plastičnih mas            | 103,9                  | 105,5                   | 104,1   | DH Mfr. of rubber and plastic products                   |
| DI Pro. dr. nekovinskih mineralnih izd.           | 107,2                  | 110,8                   | 104,2   | DI Mfr. of other non-metal. mineral products             |
| DJ Pro. kovin in kovinskih izd.                   | 109,9                  | 105,9                   | 103,9   | DJ Mfr. of basic metals & fabricated products            |
| DK Pro. strojev in naprav                         | 107,2                  | 105,5                   | 105,1   | DK Mfr. of machinery and equipment nec.                  |
| DL Pro. električne, optične opreme                | 106,5                  | 105,3                   | 102,1   | DL Mfr. of electrical and optical equipment              |
| DM Pro. vozil in plovil                           | 107,6                  | 109,7                   | 103,3   | DM Mfr. of transport equipment                           |
| DN Pro. pohištva, dr. pred. dej., reciklaža       | 101,6                  | 110,9                   | 105,0   | DN Manufacturing nec.                                    |
| <b>E Oskrba z elektriko, plinom, vodo</b>         | 121,0                  | 107,3                   | 102,5   | <b>E Electricity, gas and water supply</b>               |
| <b>F Gradbeništvo</b>                             | 105,5                  | 106,8                   | 103,3   | <b>F Construction</b>                                    |
| <b>G Trgovina; popravila mot. vozil</b>           | 107,5                  | 103,6                   | 103,1   | <b>G Wholesale, retail; certain repair</b>               |
| <b>H Gostinstvo</b>                               | 102,5                  | 99,8                    | 101,8   | <b>H Hotels and restaurants</b>                          |
| <b>I Promet, skladiščenje, zveze</b>              | 102,0                  | 101,1                   | 103,4   | <b>I Transport, storage and communication</b>            |
| <b>J Finančno posredništvo</b>                    | 136,9                  | 123,1                   | 103,8   | <b>J Financial intermediation</b>                        |
| <b>K Nepremičnine, najem, poslovne stor.</b>      | 108,9                  | 100,5                   | 101,9   | <b>K Real estate, renting &amp; business activities</b>  |
| <b>L Javna uprava, obramba, socialno zavarov.</b> | 101,1                  | 99,9                    | 96,8  | <b>L Public administ. &amp; defence; comp. soc. sec.</b> |
| <b>M Izobraževanje</b>                            | 100,6                  | 102,1                   | 101,4   | <b>M Education</b>                                       |
| <b>N Zdravstvo, socialno varstvo</b>              | 101,5                  | 98,7                    | 97,8  | <b>N Health and social work</b>                          |
| <b>O Dr. javne, skupne in osebne stor.</b>        | 102,0                  | 98,6                    | 101,5   | <b>O Other social and personal services</b>              |



### 1.10 Povprečne mesečne bruto plače po statističnih regijah, Slovenija, november 2004

Average monthly gross earnings by statistical regions, Slovenia, November 2004

| Statistične regije<br>Statistical regions | SIT           |               |               | Indeksi / Indices      |                         |   |
|---|---------------|---------------|---------------|------------------------|-------------------------|---|
|   | X 04          | XI 04         | Ø I-XI 04     | $\frac{XI\ 04}{X\ 04}$ | $\frac{XI\ 04}{XI\ 03}$ | $\frac{\text{Ø I-XI 04}}{\text{Ø I-XI 03}}$ |
| <b>Slovenija / Slovenia</b>               | <b>270303</b> | <b>291850</b> | <b>265457</b> | <b>108,0</b>           | <b>108,0</b>            | <b>105,8</b>                                |
| 01 Pomurska                               | 224416        | 234161        | 220393        | 104,3                  | 106,9                   | 105,9                                       |
| 02 Podravska                              | 253506        | 270241        | 246212        | 106,6                  | 107,1                   | 105,7                                       |
| 03 Koroška                                | 233168        | 261153        | 230953        | 112,0                  | 110,3                   | 106,2                                       |
| 04 Savinjska                              | 248735        | 263630        | 242957        | 106,0                  | 109,3                   | 106,7                                       |
| 05 Zasavska                               | 250932        | 265335        | 246475        | 105,7                  | 108,2                   | 105,9                                       |
| 06 Spodnjeposavska                        | 243682        | 260058        | 238925        | 106,7                  | 108,0                   | 105,9                                       |
| 07 Jugovzhodna Slovenija                  | 249895        | 280172        | 247693        | 112,1                  | 110,5                   | 106,4                                       |
| 08 Osrednjeslovenska                      | 310086        | 339078        | 305409        | 109,3                  | 106,5                   | 104,8                                       |
| 09 Gorenjska                              | 257999        | 274984        | 254840        | 106,6                  | 108,4                   | 105,9                                       |
| 10 Notranjsko-kraška                      | 238323        | 247820        | 237675        | 104,0                  | 108,4                   | 105,1                                       |
| 11 Goriška                                | 264495        | 281546        | 259247        | 106,4                  | 106,3                   | 106,0                                       |
| 12 Obalno-kraška                          | 269693        | 289897        | 266158        | 107,5                  | 110,1                   | 105,6                                       |

### 1.11 Povprečne mesečne neto plače po statističnih regijah, Slovenija, november 2004

Average monthly net earnings by statistical regions, Slovenia, November 2004

| Statistične regije<br>Statistical regions | SIT           |               |               | Indeksi / Indices      |                         |   |
|---|---------------|---------------|---------------|------------------------|-------------------------|---|
|   | X 04          | XI 04         | Ø I-XI 04     | $\frac{XI\ 04}{X\ 04}$ | $\frac{XI\ 04}{XI\ 03}$ | $\frac{\text{Ø I-XI 04}}{\text{Ø I-XI 03}}$ |
| <b>Slovenija / Slovenia</b>               | <b>169508</b> | <b>181138</b> | <b>166664</b> | <b>106,9</b>           | <b>107,2</b>            | <b>105,6</b>                                |
| 01 Pomurska                               | 145238        | 150004        | 142800        | 103,3                  | 106,0                   | 105,8                                       |
| 02 Podravska                              | 160697        | 170825        | 156712        | 106,3                  | 106,8                   | 105,6                                       |
| 03 Koroška                                | 150023        | 166717        | 149019        | 111,1                  | 108,9                   | 105,9                                       |
| 04 Savinjska                              | 158630        | 167218        | 155391        | 105,4                  | 108,5                   | 106,5                                       |
| 05 Zasavska                               | 159818        | 167372        | 157222        | 104,7                  | 107,2                   | 105,7                                       |
| 06 Spodnjeposavska                        | 156411        | 166104        | 153663        | 106,2                  | 107,4                   | 105,9                                       |
| 07 Jugovzhodna Slovenija                  | 159296        | 176430        | 157888        | 110,8                  | 109,7                   | 106,3                                       |
| 08 Osrednjeslovenska                      | 189585        | 203853        | 186636        | 107,5                  | 105,5                   | 104,8                                       |
| 09 Gorenjska                              | 163845        | 173889        | 161982        | 106,1                  | 108,1                   | 105,7                                       |
| 10 Notranjsko-kraška                      | 153351        | 158970        | 152929        | 103,7                  | 108,0                   | 105,0                                       |
| 11 Goriška                                | 167779        | 177643        | 164743        | 105,9                  | 106,0                   | 106,0                                       |
| 12 Obalno-kraška                          | 169004        | 180036        | 166679        | 106,5                  | 109,1                   | 105,5                                       |

**1.12 Povprečne mesečne bruto in neto plače po upravnih enotah, Slovenija, november 2004**

Average monthly gross and net earnings by administrative units, Slovenia, November 2004

| Upravne enote<br>Administrative units | Bruto plače / Gross earnings |               |                        | Neto plače / Net earnings |               |                        |
|---------------------------------------|------------------------------|---------------|------------------------|---------------------------|---------------|------------------------|
|                                       | SIT                          |               | indeksi / indices      | SIT                       |               | indeksi / indices      |
|                                       | XI 04                        | Ø I-XI 04     | $\frac{XI\ 04}{X\ 04}$ | XI 04                     | Ø I-XI 04     | $\frac{XI\ 04}{X\ 04}$ |
| <b>Slovenija / Slovenia</b>           | <b>291850</b>                | <b>265457</b> | <b>108,0</b>           | <b>181138</b>             | <b>166664</b> | <b>106,9</b>           |
| Ajdovščina                            | 253159                       | 242840        | 101,3                  | 162986                    | 157544        | 101,0                  |
| Brežice                               | 248787                       | 235146        | 103,3                  | 160007                    | 151697        | 103,0                  |
| Celje                                 | 288053                       | 264807        | 107,7                  | 180466                    | 167189        | 107,0                  |
| Cerknica                              | 234568                       | 223017        | 104,2                  | 151155                    | 144365        | 103,7                  |
| Črnomelj                              | 224221                       | 213123        | 104,0                  | 147165                    | 140278        | 103,8                  |
| Domžale                               | 289114                       | 249038        | 114,6                  | 180960                    | 158120        | 112,8                  |
| Dravograd                             | 270403                       | 232568        | 116,2                  | 172373                    | 149713        | 114,8                  |
| Gornja Radgona                        | 235791                       | 226808        | 101,7                  | 151769                    | 146658        | 101,3                  |
| Grosuplje                             | 265003                       | 242579        | 106,9                  | 169046                    | 155177        | 106,8                  |
| Hrastnik                              | 230712                       | 221609        | 100,6                  | 147730                    | 142151        | 100,9                  |
| Idrija                                | 273194                       | 241272        | 113,1                  | 175371                    | 155797        | 112,6                  |
| Ilirska Bistrica                      | 243325                       | 225242        | 105,2                  | 157983                    | 146368        | 105,4                  |
| Izola/Isola                           | 279954                       | 249734        | 111,2                  | 175033                    | 157433        | 110,2                  |
| Jesenice                              | 259998                       | 249815        | 102,8                  | 165021                    | 159064        | 102,8                  |
| Kamnik                                | 246113                       | 223110        | 106,5                  | 157766                    | 144597        | 105,7                  |
| Kočevje                               | 224033                       | 213493        | 102,5                  | 145115                    | 139017        | 101,9                  |
| Koper/Capodistria                     | 303520                       | 276371        | 108,4                  | 186872                    | 171791        | 107,3                  |
| Kranj                                 | 293694                       | 275370        | 106,1                  | 183380                    | 172880        | 105,5                  |
| Krško                                 | 282355                       | 251953        | 110,4                  | 178450                    | 160544        | 109,6                  |
| Laško                                 | 251181                       | 243258        | 101,9                  | 160944                    | 156090        | 101,8                  |
| Lenart                                | 283157                       | 226470        | 124,7                  | 181274                    | 147724        | 122,0                  |
| Lendava/Lendva                        | 245312                       | 226925        | 105,7                  | 157655                    | 147648        | 104,7                  |
| Litija                                | 223071                       | 216260        | 100,7                  | 144656                    | 140358        | 100,7                  |
| Ljubljana                             | 355333                       | 320422        | 109,4                  | 211754                    | 194289        | 107,4                  |
| Ljutomer                              | 236308                       | 215888        | 108,1                  | 152205                    | 141029        | 106,5                  |
| Logatec                               | 234900                       | 221851        | 102,7                  | 152143                    | 144314        | 102,8                  |
| Maribor                               | 281542                       | 260701        | 105,7                  | 176457                    | 164261        | 105,4                  |
| Metlika                               | 215665                       | 204370        | 103,8                  | 141085                    | 134121        | 103,5                  |
| Mozirje                               | 224399                       | 207790        | 106,1                  | 146836                    | 136711        | 105,5                  |
| Murska Sobota                         | 229655                       | 217764        | 103,7                  | 146563                    | 140722        | 102,5                  |
| Nova Gorica                           | 302776                       | 278576        | 106,4                  | 188035                    | 174401        | 105,6                  |
| Novo mesto                            | 318870                       | 275753        | 115,4                  | 197071                    | 172777        | 113,8                  |
| Ormož                                 | 214947                       | 201785        | 102,3                  | 139692                    | 131916        | 102,2                  |
| Pesnica                               | 239185                       | 227690        | 102,5                  | 153661                    | 147061        | 102,1                  |
| Piran/Pirano                          | 282359                       | 267826        | 104,0                  | 175034                    | 166654        | 103,8                  |
| Postojna                              | 258837                       | 251797        | 103,5                  | 164764                    | 160899        | 103,0                  |
| Ptuj                                  | 230325                       | 221121        | 95,6                   | 148473                    | 143110        | 96,8                   |
| Radlje ob Dravi                       | 217242                       | 201941        | 106,1                  | 141699                    | 132541        | 105,9                  |
| Radovljica                            | 243681                       | 232818        | 103,1                  | 156053                    | 149562        | 102,9                  |
| Ravne na Koroškem                     | 275075                       | 244742        | 110,6                  | 174574                    | 156877        | 109,8                  |
| Ribnica                               | 241448                       | 225532        | 104,8                  | 155722                    | 146657        | 104,0                  |
| Ruše                                  | 251246                       | 233204        | 105,2                  | 160415                    | 150198        | 104,3                  |
| Sevnica                               | 227300                       | 215734        | 102,9                  | 147773                    | 141373        | 102,9                  |
| Sežana                                | 266854                       | 249142        | 105,5                  | 169329                    | 159348        | 104,3                  |
| Slovenj Gradec                        | 265260                       | 230572        | 114,7                  | 169040                    | 148829        | 113,6                  |
| Slovenska Bistrica                    | 330510                       | 243588        | 139,0                  | 208604                    | 156952        | 135,5                  |
| Slovenske Konjice                     | 235628                       | 225279        | 101,9                  | 151464                    | 145660        | 101,5                  |
| Šentjur pri Celju                     | 241234                       | 229345        | 103,2                  | 155607                    | 148360        | 103,1                  |
| Škofja Loka                           | 277969                       | 237699        | 113,6                  | 178558                    | 153990        | 113,0                  |
| Šmarje pri Jelšah                     | 222229                       | 209110        | 101,8                  | 143942                    | 136562        | 101,3                  |
| Tolmin                                | 238369                       | 220867        | 105,0                  | 155067                    | 144151        | 104,9                  |
| Trbovlje                              | 300761                       | 270506        | 110,5                  | 187609                    | 172014        | 108,4                  |
| Trebnje                               | 274984                       | 226526        | 120,7                  | 175097                    | 146743        | 118,5                  |
| Tržič                                 | 221914                       | 208349        | 103,9                  | 143501                    | 135651        | 103,3                  |
| Velenje                               | 272959                       | 248223        | 106,9                  | 172177                    | 158453        | 106,1                  |
| Vrhnika                               | 224757                       | 213271        | 103,8                  | 145376                    | 138523        | 103,2                  |
| Zagorje ob Savi                       | 240957                       | 230656        | 101,9                  | 153369                    | 147352        | 101,7                  |
| Žalec                                 | 246503                       | 221247        | 106,5                  | 158452                    | 143165        | 106,4                  |



**1.13 Povprečne mesečne bruto in neto plače po občinah, Slovenija, november 2004**  
Average monthly gross and net earnings by municipalities, Slovenia, November 2004

| Občine<br>Municipalities    | Bruto plače / Gross earnings |               |                        | Neto plače / Net earnings |               |                        |
|-----------------------------|------------------------------|---------------|------------------------|---------------------------|---------------|------------------------|
|                             | SIT                          |               | indeksi / indices      | SIT                       |               | indeksi / indices      |
|                             | XI 04                        | Ø I-XI 04     | $\frac{XI\ 04}{X\ 04}$ | XI 04                     | Ø I-XI 04     | $\frac{XI\ 04}{X\ 04}$ |
| <b>Slovenija / Slovenia</b> | <b>291850</b>                | <b>265457</b> | <b>108,0</b>           | <b>181138</b>             | <b>166664</b> | <b>106,9</b>           |
| Ajdovščina                  | 254140                       | 244562        | 101,1                  | 163294                    | 158398        | 100,9                  |
| Beltinci                    | 242239                       | 211790        | 113,3                  | 157242                    | 138981        | 112,0                  |
| Benedikt                    | 249481                       | 242586        | 99,7                   | 161639                    | 157162        | 99,7                   |
| Bistrica ob Sotli           | 225089                       | 204012        | 109,1                  | 147187                    | 135090        | 107,6                  |
| Bled                        | 252239                       | 241771        | 104,3                  | 160770                    | 154005        | 104,1                  |
| Bloke                       | 240876                       | 235550        | 104,5                  | 157311                    | 154097        | 104,2                  |
| Bohinj                      | 194282                       | 194409        | 98,8                   | 130983                    | 130533        | 99,3                   |
| Borovnica                   | 244687                       | 238058        | 101,5                  | 158729                    | 154687        | 101,1                  |
| Bovec                       | 224561                       | 215296        | 101,1                  | 145142                    | 139634        | 100,9                  |
| Braslovče                   | 241038                       | 215576        | 106,5                  | 154321                    | 139276        | 105,7                  |
| Brda                        | 267836                       | 248885        | 103,0                  | 171772                    | 160527        | 103,6                  |
| Brezovica                   | 228694                       | 221017        | 102,4                  | 148425                    | 144720        | 102,2                  |
| Brežice                     | 248787                       | 235146        | 103,3                  | 160007                    | 151697        | 103,0                  |
| Cankova                     | 234462                       | 234153        | 98,4                   | 153092                    | 152570        | 99,4                   |
| Celje                       | 291965                       | 267518        | 108,0                  | 182428                    | 168499        | 107,3                  |
| Cerklje na Gorenjskem       | 437547                       | 389309        | 108,6                  | 257599                    | 228696        | 109,7                  |
| Cerknica                    | 221844                       | 211814        | 102,8                  | 143498                    | 137600        | 102,4                  |
| Cerkno                      | 295652                       | 220269        | 137,6                  | 193203                    | 147785        | 133,6                  |
| Cerkvenjak                  | 282075                       | 275164        | 101,5                  | 180961                    | 176649        | 100,3                  |
| Črenšovci                   | 210221                       | 200818        | 103,8                  | 140660                    | 135812        | 100,3                  |
| Črna na Koroškem            | 266733                       | 252115        | 104,1                  | 169731                    | 161443        | 103,9                  |
| Črnomelj                    | 231213                       | 218320        | 103,4                  | 151182                    | 143180        | 103,3                  |
| Destričnik                  | 251634                       | 239398        | 101,1                  | 160098                    | 152934        | 100,7                  |
| Divača                      | 261933                       | 259226        | 98,9                   | 168870                    | 166619        | 99,2                   |
| Dobje                       | 261991                       | 250976        | 102,8                  | 169555                    | 161082        | 102,6                  |
| Dobrepolje                  | 201323                       | 195381        | 100,2                  | 132979                    | 129608        | 99,7                   |
| Dobrna                      | 244866                       | 237162        | 102,2                  | 157260                    | 152116        | 103,7                  |
| Dobrova-Polhov Gradec       | 235751                       | 226069        | 97,4                   | 151793                    | 145602        | 96,9                   |
| Dobrovnik                   | 332711                       | 301299        | 101,7                  | 209672                    | 191623        | 102,9                  |
| Dol pri Ljubljani           | 453912                       | 330547        | 137,2                  | 268984                    | 196366        | 136,9                  |
| Dolenjske Toplice           | 287320                       | 248369        | 121,5                  | 182866                    | 159111        | 120,8                  |
| Domžale                     | 297112                       | 248981        | 117,1                  | 187829                    | 159211        | 115,6                  |
| Dornava                     | 252514                       | 250191        | 99,8                   | 165139                    | 163833        | 99,2                   |
| Dravograd                   | 270403                       | 232568        | 116,2                  | 172373                    | 149713        | 114,8                  |
| Duplek                      | 252358                       | 244357        | 102,4                  | 161493                    | 157394        | 101,9                  |
| Gorenja vas-Poljane         | 255848                       | 239200        | 101,7                  | 165266                    | 155556        | 101,6                  |
| Gorišnica                   | 235212                       | 224118        | 101,7                  | 153820                    | 147807        | 100,4                  |
| Gornja Radgona              | 231856                       | 221935        | 102,1                  | 149736                    | 144074        | 101,7                  |
| Gornji Grad                 | 216876                       | 209946        | 100,7                  | 142366                    | 138079        | 100,8                  |
| Gornji Petrovci             | 146016                       | 143694        | 102,0                  | 97613                     | 98256         | 99,6                   |
| Grad                        | 231510                       | 210710        | 107,6                  | 152181                    | 137261        | 107,5                  |
| Grosuplje                   | 277660                       | 245563        | 110,1                  | 174926                    | 156813        | 108,8                  |
| Hajdina                     | 205307                       | 196624        | 101,4                  | 134625                    | 129838        | 101,1                  |
| Hoče-Slivnica               | 244683                       | 231823        | 105,2                  | 155608                    | 149280        | 102,4                  |
| Hodoš                       | 296873                       | 285346        | 103,8                  | 191321                    | 183729        | 103,6                  |
| Horjul                      | 363691                       | 263220        | 142,7                  | 229354                    | 169191        | 139,5                  |
| Hrastnik                    | 230712                       | 221609        | 100,6                  | 147730                    | 142151        | 100,9                  |
| Hrpelje-Kozina              | 293060                       | 254122        | 113,3                  | 183648                    | 161746        | 112,3                  |
| Idrija                      | 264983                       | 249118        | 105,4                  | 168851                    | 158790        | 105,6                  |
| Ig                          | 265850                       | 263339        | 100,2                  | 170278                    | 167153        | 102,0                  |
| Ilirska Bistrica            | 243325                       | 225242        | 105,2                  | 157983                    | 146368        | 105,4                  |
| Ivančna Gorica              | 260896                       | 250497        | 102,6                  | 169061                    | 159432        | 104,8                  |
| Izola/Isola                 | 279954                       | 249734        | 111,2                  | 175033                    | 157433        | 110,2                  |
| Jesenice                    | 261094                       | 249419        | 102,9                  | 166101                    | 159002        | 102,9                  |
| Jezersko                    | 269938                       | 288823        | 93,5                   | 165070                    | 176039        | 95,2                   |
| Juršinci                    | 274325                       | 258966        | 102,0                  | 178178                    | 169624        | 101,5                  |
| Kamnik                      | 246714                       | 225257        | 106,6                  | 158070                    | 145881        | 105,8                  |
| Kanal                       | 291807                       | 254076        | 115,3                  | 182497                    | 161888        | 112,5                  |
| Kidričevo                   | 192343                       | 197315        | 71,4                   | 125915                    | 128150        | 76,6                   |
| Kobarid                     | 229300                       | 215496        | 104,4                  | 150162                    | 141520        | 104,1                  |
| Kobilje                     | 304199                       | 200605        | 99,4                   | 196041                    | 131842        | 99,2                   |
| Kočevo                      | 224921                       | 214348        | 102,4                  | 145636                    | 139557        | 101,8                  |
| Komen                       | 258372                       | 241396        | 107,4                  | 166087                    | 155556        | 106,9                  |

## 1.13 Povprečne mesečne bruto in neto plače po občinah, Slovenija, november 2004 (nadaljevanje)

Average monthly gross and net earnings by municipalities, Slovenia, November 2004 (continued)

| Občine<br>Municipalities  | Bruto plače / Gross earnings |           |                        | Neto plače / Net earnings |           |                        |
|---------------------------|------------------------------|-----------|------------------------|---------------------------|-----------|------------------------|
|                           | SIT                          |           | indeksi / indices      | SIT                       |           | indeksi / indices      |
|                           | XI 04                        | Ø I-XI 04 | $\frac{XI\ 04}{X\ 04}$ | XI 04                     | Ø I-XI 04 | $\frac{XI\ 04}{X\ 04}$ |
| Komenda                   | 234071                       | 192607    | 105,1                  | 151430                    | 126334    | 104,5                  |
| Koper/Capodistria         | 303520                       | 276371    | 108,4                  | 186872                    | 171791    | 107,3                  |
| Kostel                    | 225888                       | 217557    | 96,3                   | 145656                    | 140133    | 96,7                   |
| Kozje                     | 202862                       | 190916    | 102,6                  | 133179                    | 126352    | 102,2                  |
| Kranj                     | 287582                       | 270503    | 106,3                  | 180499                    | 170768    | 105,5                  |
| Kranjska Gora             | 256406                       | 254282    | 102,7                  | 160737                    | 160375    | 103,0                  |
| Križevci                  | 254211                       | 236361    | 106,0                  | 165249                    | 154860    | 105,1                  |
| Krško                     | 282355                       | 251953    | 110,4                  | 178450                    | 160544    | 109,6                  |
| Kungota                   | 255256                       | 238289    | 103,0                  | 162163                    | 152650    | 102,4                  |
| Kuzma                     | 237327                       | 233479    | 98,4                   | 154917                    | 151999    | 98,6                   |
| Laško                     | 263596                       | 254617    | 102,2                  | 168032                    | 162445    | 102,0                  |
| Lenart                    | 282522                       | 223185    | 126,4                  | 180886                    | 145782    | 123,5                  |
| Lendava/Lendva            | 262011                       | 242163    | 107,1                  | 166829                    | 156133    | 105,8                  |
| Litija                    | 224565                       | 217196    | 100,6                  | 145183                    | 140583    | 100,7                  |
| Ljubljana                 | 358998                       | 323623    | 109,4                  | 213485                    | 195891    | 107,4                  |
| Ljubno                    | 223885                       | 201916    | 103,9                  | 146090                    | 133563    | 103,3                  |
| Ljutomer                  | 233717                       | 211479    | 109,2                  | 150305                    | 138183    | 107,4                  |
| Logatec                   | 234900                       | 221851    | 102,7                  | 152143                    | 144314    | 102,8                  |
| Loška dolina              | 254072                       | 239078    | 106,2                  | 162480                    | 153690    | 105,4                  |
| Loški Potok               | 240853                       | 224799    | 104,6                  | 156670                    | 147912    | 103,6                  |
| Lovrenc na Pohorju        | 195871                       | 189934    | 100,4                  | 129220                    | 125597    | 100,3                  |
| Luče                      | 202818                       | 225663    | 87,0                   | 131814                    | 146575    | 86,9                   |
| Lukovica                  | 238418                       | 229406    | 100,1                  | 151828                    | 147374    | 99,6                   |
| Majšperk                  | 160917                       | 152785    | 97,4                   | 111203                    | 105119    | 98,3                   |
| Maribor                   | 283518                       | 262284    | 105,7                  | 177549                    | 165073    | 105,5                  |
| Markovci                  | 241304                       | 241635    | 102,1                  | 154240                    | 154639    | 101,6                  |
| Medvode                   | 260964                       | 251602    | 101,5                  | 165731                    | 160002    | 101,5                  |
| Mengeš                    | 364494                       | 293112    | 123,0                  | 218807                    | 182496    | 118,7                  |
| Metlika                   | 213507                       | 202136    | 103,9                  | 139759                    | 132753    | 103,6                  |
| Mežica                    | 261658                       | 220007    | 115,5                  | 167614                    | 141779    | 115,4                  |
| Miklavž na Dravskem polju | 262231                       | 235236    | 107,5                  | 167024                    | 150574    | 107,4                  |
| Miren-Kostanjevica        | 241498                       | 220134    | 105,8                  | 155218                    | 142503    | 105,3                  |
| Mirna Peč                 | 255461                       | 244944    | 105,7                  | 163336                    | 156214    | 105,4                  |
| Mislinja                  | 254666                       | 216603    | 117,5                  | 163548                    | 141140    | 116,9                  |
| Moravče                   | 279325                       | 257052    | 105,0                  | 182564                    | 168756    | 105,1                  |
| Moravske Toplice          | 230291                       | 225919    | 98,8                   | 150388                    | 147582    | 98,9                   |
| Mozirje                   | 271630                       | 248217    | 109,5                  | 174271                    | 160952    | 108,4                  |
| Murska Sobota             | 229074                       | 217663    | 103,7                  | 145596                    | 140326    | 102,3                  |
| Muta                      | 223988                       | 213544    | 102,2                  | 146074                    | 139396    | 102,2                  |
| Naklo                     | 268740                       | 257009    | 102,8                  | 168041                    | 161577    | 102,5                  |
| Nazarje                   | 211791                       | 195505    | 106,8                  | 139792                    | 129349    | 106,4                  |
| Nova Gorica               | 313385                       | 290049    | 105,1                  | 193624                    | 180277    | 104,7                  |
| Novo mesto                | 327766                       | 281449    | 116,1                  | 201767                    | 175747    | 114,5                  |
| Odranci                   | 278662                       | 272873    | 97,7                   | 177761                    | 175454    | 97,7                   |
| Oplotnica                 | 237443                       | 228383    | 102,0                  | 152999                    | 148254    | 101,5                  |
| Ormož                     | 214319                       | 201611    | 102,2                  | 139316                    | 131818    | 102,0                  |
| Osilnica                  | 176415                       | 167776    | 107,4                  | 117473                    | 110979    | 106,9                  |
| Pesnica                   | 247179                       | 221246    | 107,6                  | 157145                    | 142849    | 106,5                  |
| Piran/Pirano              | 282359                       | 267879    | 104,0                  | 175034                    | 166685    | 103,8                  |
| Pivka                     | 229627                       | 219628    | 102,8                  | 147937                    | 141994    | 102,3                  |
| Podčetrtek                | 216349                       | 208566    | 100,3                  | 139735                    | 135385    | 100,5                  |
| Podlehnik                 | 258297                       | 251055    | 100,9                  | 167314                    | 162967    | 100,8                  |
| Podvelka                  | 198986                       | 198562    | 100,4                  | 130483                    | 130147    | 100,4                  |
| Polzela                   | 192657                       | 180644    | 99,9                   | 127619                    | 120169    | 99,9                   |
| Postojna                  | 268022                       | 260855    | 103,7                  | 170048                    | 166217    | 103,3                  |
| Prebold                   | 252766                       | 200142    | 116,4                  | 162453                    | 130352    | 115,7                  |
| Preddvor                  | 229377                       | 224875    | 100,6                  | 149107                    | 146827    | 100,3                  |
| Prevalje                  | 275147                       | 236813    | 114,6                  | 170253                    | 150179    | 111,3                  |
| Ptuj                      | 245004                       | 230534    | 104,6                  | 156697                    | 148501    | 104,0                  |
| Puconci                   | 255090                       | 249863    | 93,7                   | 161980                    | 158778    | 95,7                   |
| Rače-Fram                 | 278895                       | 258936    | 107,9                  | 175518                    | 163439    | 107,3                  |
| Radeče                    | 212715                       | 206969    | 101,2                  | 138931                    | 135787    | 101,0                  |
| Radenci                   | 249597                       | 243752    | 100,7                  | 159007                    | 155436    | 100,3                  |
| Radlje ob Dravi           | 213258                       | 193321    | 109,8                  | 139486                    | 127487    | 109,6                  |
| Radovljica                | 248074                       | 234686    | 103,2                  | 158055                    | 150475    | 102,8                  |



1.13 Povprečne mesečne bruto in neto plače po občinah, Slovenija, november 2004 (nadaljevanje)

Average monthly gross and net earnings by municipalities, Slovenia, November 2004 (continued)

| Občine<br>Municipalities     | Bruto plače / Gross earnings |           |                        | Neto plače / Net earnings |           |                        |
|------------------------------|------------------------------|-----------|------------------------|---------------------------|-----------|------------------------|
|                              | SIT                          |           | indeksi / indices      | SIT                       |           | indeksi / indices      |
|                              | XI 04                        | Ø I-XI 04 | $\frac{XI\ 04}{X\ 04}$ | XI 04                     | Ø I-XI 04 | $\frac{XI\ 04}{X\ 04}$ |
| Ravne na Koroškem            | 280052                       | 253489    | 109,1                  | 178570                    | 162812    | 108,8                  |
| Razkrižje                    | 253373                       | 250166    | 96,6                   | 163381                    | 162309    | 97,2                   |
| Ribnica                      | 241668                       | 225752    | 105,1                  | 155889                    | 146884    | 104,2                  |
| Ribnica na Pohorju           | 213624                       | 204687    | 98,8                   | 138385                    | 132838    | 99,2                   |
| Rogaška Slatina              | 215354                       | 201263    | 100,6                  | 139384                    | 131602    | 100,1                  |
| Rogašovci                    | 256738                       | 239373    | 105,1                  | 165659                    | 155259    | 104,5                  |
| Rogatec                      | 205798                       | 201384    | 100,7                  | 136374                    | 133283    | 100,9                  |
| Ruše                         | 258796                       | 238190    | 107,0                  | 164887                    | 153342    | 105,8                  |
| Selnica ob Dravi             | 267166                       | 247922    | 102,9                  | 168738                    | 157668    | 102,6                  |
| Semič                        | 203286                       | 198054    | 106,0                  | 135139                    | 131864    | 105,3                  |
| Sevnica                      | 227315                       | 215746    | 102,9                  | 147779                    | 141379    | 102,9                  |
| Sežana                       | 264743                       | 246603    | 105,8                  | 167495                    | 157554    | 104,1                  |
| Slovenj Gradec               | 265789                       | 231268    | 114,6                  | 169314                    | 149212    | 113,5                  |
| Slovenska Bistrica           | 333323                       | 244022    | 140,1                  | 210284                    | 157201    | 136,5                  |
| Slovenske Konjice            | 232492                       | 222019    | 103,5                  | 149728                    | 143864    | 103,1                  |
| Sodražica                    | 240431                       | 224485    | 102,8                  | 154265                    | 144497    | 103,1                  |
| Solčava                      | 229894                       | 212782    | 93,0                   | 150077                    | 139533    | 94,6                   |
| Starše                       | 306651                       | 275674    | 104,8                  | 191652                    | 174706    | 104,0                  |
| Sveta Ana                    | 322196                       | 314848    | 103,0                  | 203840                    | 199732    | 102,6                  |
| Sveti Andraž v Slov. goricah | 312892                       | 278372    | 102,2                  | 192844                    | 173750    | 101,8                  |
| Sveti Jurij                  | 225450                       | 213751    | 100,3                  | 145623                    | 141425    | 100,2                  |
| Šalovci                      | 295007                       | 274004    | 99,5                   | 188196                    | 175931    | 99,6                   |
| Šempeter-Vrtojba             | 287248                       | 263117    | 109,1                  | 179677                    | 166721    | 107,3                  |
| Šenčur                       | 275312                       | 254720    | 106,2                  | 173549                    | 161597    | 105,5                  |
| Šentilj                      | 232332                       | 226997    | 100,7                  | 150258                    | 146927    | 100,6                  |
| Šentjernej                   | 232711                       | 217733    | 104,3                  | 151432                    | 142413    | 104,1                  |
| Šentjur pri Celju            | 240722                       | 228812    | 103,2                  | 155263                    | 148047    | 103,2                  |
| Škocjan                      | 235826                       | 242426    | 102,4                  | 151823                    | 154533    | 102,4                  |
| Škofja Loka                  | 290952                       | 241238    | 117,7                  | 186248                    | 155712    | 117,0                  |
| Škofljica                    | 231670                       | 224372    | 101,5                  | 149495                    | 145330    | 101,6                  |
| Šmarje pri Jelšah            | 257523                       | 244697    | 104,3                  | 165009                    | 157709    | 103,8                  |
| Šmartno ob Paki              | 210069                       | 202655    | 102,2                  | 137044                    | 132730    | 102,1                  |
| Šmartno pri Litiji           | 217288                       | 212757    | 100,7                  | 142618                    | 139513    | 100,9                  |
| Šoštanj                      | 352449                       | 267666    | 133,9                  | 213870                    | 167573    | 130,3                  |
| Štore                        | 245530                       | 232218    | 103,7                  | 159897                    | 151836    | 103,3                  |
| Tabor                        | 246602                       | 234431    | 103,2                  | 158828                    | 151686    | 103,0                  |
| Tišina                       | 293369                       | 264289    | 106,9                  | 189472                    | 170932    | 106,5                  |
| Tolmin                       | 244080                       | 223578    | 106,2                  | 158876                    | 146020    | 106,1                  |
| Trbovlje                     | 303349                       | 270868    | 110,6                  | 189079                    | 172223    | 108,6                  |
| Trebnje                      | 274984                       | 226526    | 120,7                  | 175097                    | 146743    | 118,5                  |
| Trnovska vas                 | 246332                       | 246716    | 102,2                  | 159426                    | 161796    | 100,6                  |
| Trzin                        | 238354                       | 225286    | 105,7                  | 149756                    | 142338    | 104,8                  |
| Tržič                        | 221914                       | 208349    | 103,9                  | 143501                    | 135651    | 103,3                  |
| Turnišče                     | 160620                       | 153929    | 100,0                  | 109850                    | 106097    | 102,6                  |
| Velenje                      | 264962                       | 246780    | 103,7                  | 168021                    | 157854    | 103,4                  |
| Velika Polana                | 179960                       | 167560    | 92,9                   | 118866                    | 111494    | 90,8                   |
| Velike Lašče                 | 241295                       | 223493    | 103,4                  | 155648                    | 145049    | 103,3                  |
| Veržej                       | 258848                       | 248469    | 100,9                  | 166500                    | 160281    | 101,3                  |
| Videm                        | 260532                       | 239740    | 103,1                  | 163347                    | 153540    | 100,4                  |
| Vipava                       | 245881                       | 230225    | 102,3                  | 160552                    | 151262    | 101,9                  |
| Vitanje                      | 225951                       | 210531    | 102,3                  | 147868                    | 138425    | 102,3                  |
| Vodice                       | 253087                       | 241967    | 102,8                  | 163101                    | 156018    | 101,5                  |
| Vojnik                       | 274656                       | 257969    | 107,4                  | 174110                    | 164563    | 106,6                  |
| Vransko                      | 238000                       | 231727    | 101,4                  | 153832                    | 150272    | 101,4                  |
| Vrhnika                      | 222937                       | 211069    | 104,0                  | 144156                    | 137087    | 103,4                  |
| Vuzenica                     | 231338                       | 214866    | 104,7                  | 149415                    | 140474    | 103,8                  |
| Zagorje ob Savi              | 239085                       | 230359    | 101,9                  | 152311                    | 147186    | 101,6                  |
| Zavrč                        | 227480                       | 230717    | 104,0                  | 149390                    | 150518    | 103,6                  |
| Zreče                        | 238823                       | 228980    | 100,6                  | 153133                    | 147648    | 100,2                  |
| Žalec                        | 258685                       | 232775    | 107,3                  | 165405                    | 149724    | 107,3                  |
| Železniki                    | 267756                       | 234069    | 109,9                  | 173099                    | 152845    | 109,3                  |
| Žetale                       | 278926                       | 269473    | 101,4                  | 180377                    | 174879    | 101,8                  |
| Žiri                         | 243892                       | 226441    | 104,7                  | 157766                    | 147454    | 104,4                  |
| Žirovnica                    | 246402                       | 242546    | 101,0                  | 154263                    | 155555    | 99,0                   |
| Žužemberk                    | 244409                       | 223186    | 107,6                  | 156616                    | 145658    | 105,2                  |

**1.14 Povprečne mesečne bruto in neto plače v javnih in zasebnih podjetjih, družbah in organizacijah, Slovenija, november 2004**

Average monthly gross and net earnings in public and private enterprises, companies and organisations, Slovenia, November 2004

| Podjetja, družbe in organizacije | Bruto plače / Gross earnings |               |                         |   | Neto plače / Net earnings |               |                         |   | Enterprises, companies and organisations |
|----------------------------------|------------------------------|---------------|-------------------------|---|---------------------------|---------------|-------------------------|---|--|
|                                  | SIT                          |               | indeksi / indices       |   | SIT                       |               | indeksi / indices       |   |  |
|                                  | XI 04                        | Ø I-XI 04     | $\frac{XI\ 04}{XI\ 04}$ | $\frac{\text{Ø I-XI 04}}{\text{Ø I-XI 03}}$ | XI 04                     | Ø I-XI 04     | $\frac{XI\ 04}{XI\ 04}$ | $\frac{\text{Ø I-XI 04}}{\text{Ø I-XI 03}}$ |  |
| <b>Slovenija</b>                 | <b>291850</b>                | <b>265457</b> | <b>108,0</b>            | <b>105,8</b>                                | <b>181138</b>             | <b>166664</b> | <b>106,9</b>            | <b>105,6</b>                                | <b>Slovenia</b>                          |
| Javna                            | 334500                       | 308845        | 105,6                   | 104,3                                       | 205344                    | 192060        | 104,6                   | 104,4                                       | Public                                   |
| Zasebna                          | 264433                       | 237450        | 109,9                   | 107,2                                       | 165579                    | 150270        | 108,7                   | 106,8                                       | Private                                  |

**1.15 Povprečne mesečne bruto in neto plače po institucionalnih sektorjih, Slovenija, november 2004**

Average monthly gross and net earnings by institutional sectors, Slovenia, November 2004

| Institucionalni sektorji | Bruto plače / Gross earnings |               |                         |   | Neto plače / Net earnings |               |                         |   | Institutional sectors  |
|--------------------------|------------------------------|---------------|-------------------------|---|---------------------------|---------------|-------------------------|---|------------------------|
|                          | SIT                          |               | indeksi / indices       |   | SIT                       |               | indeksi / indices       |   |                        |
|                          | XI 04                        | Ø I-XI 04     | $\frac{XI\ 04}{XI\ 04}$ | $\frac{\text{Ø I-XI 04}}{\text{Ø I-XI 03}}$ | XI 04                     | Ø I-XI 04     | $\frac{XI\ 04}{XI\ 04}$ | $\frac{\text{Ø I-XI 04}}{\text{Ø I-XI 03}}$ |                        |
| <b>Slovenija</b>         | <b>291850</b>                | <b>265457</b> | <b>108,0</b>            | <b>105,8</b>                                | <b>181138</b>             | <b>166664</b> | <b>106,9</b>            | <b>105,6</b>                                | <b>Slovenia</b>        |
| Nefinančne družbe        | 265812                       | 239685        | 108,8                   | 106,6                                       | 167068                    | 152188        | 107,8                   | 106,3                                       | Nonfinancial companies |
| Finančne družbe          | 522185                       | 387473        | 138,3                   | 107,5                                       | 290320                    | 228303        | 129,5                   | 106,8                                       | Financial companies    |
| Država                   | 338165                       | 326351        | 101,7                   | 102,6                                       | 208212                    | 201821        | 101,5                   | 102,9                                       | State                  |
| Ostalo                   | 362696                       | 329146        | 112,2                   | 103,5                                       | 216599                    | 199335        | 110,3                   | 104,0                                       | Other                  |

**2. INDEKS POVPREČNIH MESEČNIH BRUTO PLAČ ZAPOSLENIH OSEB, KI SO PREJELE PLAČO, SLOVENIJA, NOVEMBER 2004<sup>1)</sup>**INDEX OF AVERAGE MONTHLY GROSS EARNINGS OF PERSONS IN PAID EMPLOYMENT WHO RECEIVED EARNINGS, SLOVENIA, NOVEMBER 2004<sup>1)</sup>

|                  | Indeksi / Indices      |                         |   |                 |
|------------------|------------------------|-------------------------|---|-----------------|
|                  | $\frac{XI\ 04}{X\ 04}$ | $\frac{XI\ 04}{XI\ 03}$ | $\frac{\text{Ø I-XI 04}}{\text{Ø I-XI 03}}$ |                 |
| <b>Slovenija</b> | <b>108,0</b>           | <b>108,3</b>            | <b>105,9</b>                                | <b>Slovenia</b> |

1) Med zaposlene osebe, ki so prejele plačo, štejemo osebe, zaposlene v podjetjih, družbah in organizacijah, osebe, zaposlene v zasebnih podjetjih z enim ali dvema zaposlenima osebama in osebe, zaposlene pri samozaposlenih osebah.

Persons in paid employment include persons in paid employment in enterprises, companies and organisations, persons in paid employment in private enterprises with one or two persons in paid employment and persons in paid employment by self-employed persons.

**3. POVPREČNE MESEČNE BRUTO 13. PLAČE V PODJETJIH, DRUŽBAH IN ORGANIZACIJAH, SLOVENIJA, NOVEMBER 2004**AVERAGE MONTHLY GROSS 13<sup>TH</sup> MONTH PAYMENTS IN ENTERPRISES, COMPANIES AND ORGANISATIONS, SLOVENIA, NOVEMBER 2004**3.1 Povprečne mesečne bruto 13. plače po sektorjih dejavnosti, Slovenija, november 2004**Average monthly gross 13<sup>th</sup> month payments by sectors of activities, Slovenia, November 2004

| Sektorji dejavnosti                                   | SIT            |  |   |   | Delež (%)<br>(zaposlene osebe, ki so prejele plačo =100)<br>Share (%)<br>(persons in paid employment who received earnings =100) | Sectors of activities |
|---|----------------|--|---|---|--|-----------------------|
|   | plače earnings | plače brez 13. plač earnings without 13 <sup>th</sup> month payments | 13. plače <sup>1)</sup> 13 <sup>th</sup> month payments <sup>1)</sup> | 13. plače <sup>2)</sup> 13 <sup>th</sup> month payments <sup>2)</sup> | Zaposlene osebe, ki so prejele 13. plačo<br>Persons in paid employment, who received 13 <sup>th</sup> month payments             |                       |
| <b>Skupaj</b>   | <b>291850</b>  | <b>275383</b>  | <b>16467</b>  | <b>153808</b>   | <b>10,7</b>  | <b>Total</b>          |
| Kmetijske dejavnosti                                  | 232467         | 223603   | 8864  | 73300   | 12,1   | Agriculture           |
| Nekmetijske dejavnosti (razen storitvenih dejavnosti) | 258351         | 237894   | 20457   | 127354  | 16,1   | Industry              |
| Storitvene dejavnosti                                 | 316790         | 303045   | 13744   | 200499  | 6,9  | Services              |

1) Masa bruto plač za 13. plače / število zaposlenih oseb, ki so prejele plačo  
Mass of gross 13<sup>th</sup> month payments / number of persons who received earnings

2) Masa bruto plač za 13. plače / število zaposlenih oseb, ki so prejele 13. plačo  
Mass of gross 13<sup>th</sup> month payments / number of persons who received 13<sup>th</sup> month payments

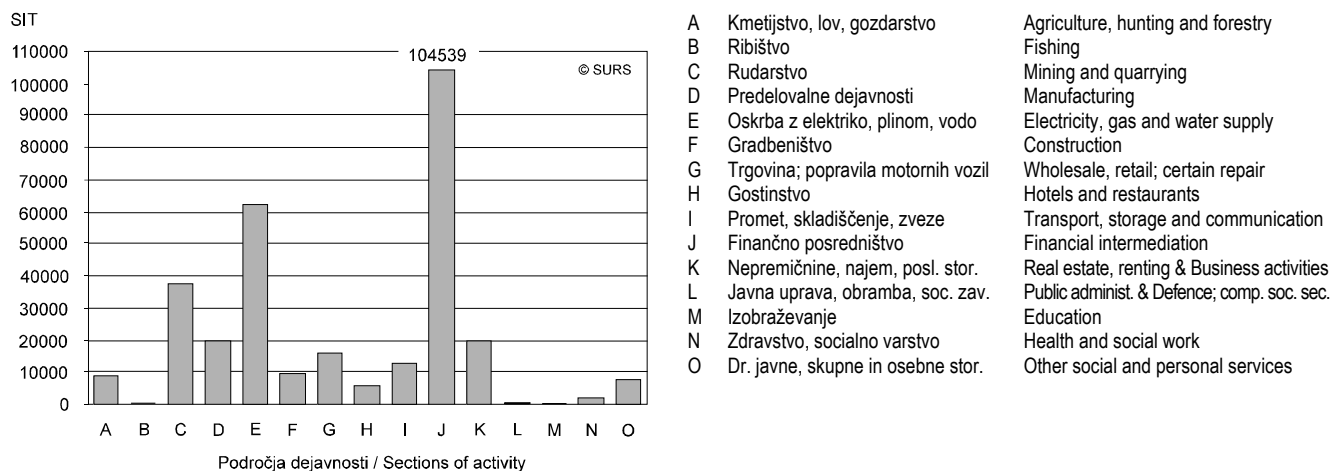




**3.2 Povprečne mesečne bruto 13. plače po področjih in podpodročjih dejavnosti, Slovenija, november 2004**  
Average monthly gross 13th month payments by sections and subsections of activities, Slovenia, november 2004

| Področja in podpodročja dejavnosti                | SIT               |   |   |   | Delež (%)<br>(zaposlene osebe,<br>ki so prejele<br>plačo =100)<br>Share (%)<br>(persons in paid<br>employment who<br>received<br>earnings =100) | Sections and subsections of activities                  |
|---|-------------------|---|---|---|---|---|
|   | plače<br>earnings | plače brez<br>13. plač<br>earnings<br>without<br>13 <sup>th</sup> month<br>payments | 13. plače <sup>1)</sup><br>13 <sup>th</sup> month<br>payments <sup>1)</sup> | 13. plače <sup>2)</sup><br>13 <sup>th</sup> month<br>payments <sup>2)</sup> | Zaposlene osebe,<br>ki so prejele<br>13. plačo<br>Persons in paid<br>employment, who<br>received 13 <sup>th</sup><br>month payments             |   |
| <b>Skupaj</b>                                     | <b>291850</b>     | <b>275383</b>   | <b>16467</b>  | <b>153808</b>   | <b>10,7</b>   | <b>Total</b>  |
| <b>A Kmetijstvo, lov, gozdarstvo</b>              | 232946            | 223909  | 9037  | 73300   | 12,3  | <b>A Agriculture, hunting and forestry</b>              |
| <b>B Ribišтво</b>                                 | 207882            | 207882  | -   | -   | -   | <b>B Fishing</b>  |
| <b>C Rudarstvo</b>                                | 375444            | 338185  | 37259   | 48436   | 76,9  | <b>C Mining and quarrying</b>                           |
| CA Pri. energetskih surovin                       | 399985            | 356398  | 43587   | 46508   | 93,7  | CA Mining & quarrying of energy materials               |
| CB Pri. rud in kamnin brez energetskih            | 284485            | 270680  | 13805   | 94044   | 14,7  | CB Mining & quarrying, not energy materials             |
| <b>D Predelovalne dejavnosti</b>                  | 252735            | 232990  | 19745   | 126771  | 15,6  | <b>D Manufacturing</b>                                  |
| DA Pro. hrane, pijač, tobačnih izd.               | 255430            | 242459  | 12971   | 132190  | 9,8   | DA Mfr. of food; beverages and tobacco                  |
| DB Pro. tekstilij; tekstilnih, krznenih izd.      | 177854            | 162748  | 15106   | 88180   | 17,1  | DB Mfr. of textiles and textile products                |
| DC Pro. usnja, usnjenih izd.                      | 176940            | 174291  | 2648  | 57127   | 4,6   | DC Mfr. of leather and leather products                 |
| DD Obdelava in predelava lesa                     | 193007            | 192517  | 489   | 47816   | 1,0   | DD Manufacture of wood and wood products                |
| DE Pro. vlaknin, papirja; založništvo, tiskar.    | 306439            | 272474  | 33965   | 191873  | 17,7  | DE Mfr. of paper; publishing and printing               |
| DF Pro. koksa, naftnih deriv., jedrskega goriva   | 284318            | 284318  | -   | -   | -   | DF Mfr. of coke, petroleum prods. & nuc. fuel           |
| DG Pro. kemikalij, kemičnih izd., umetnih vl.     | 482822            | 391885  | 90937   | 166455  | 54,6  | DG Mfr. of chemicals, prod. & man-made fibres           |
| DH Pro. izd. iz gume in plastičnih mas            | 234018            | 225218  | 8801  | 30165   | 29,2  | DH Mfr. of rubber and plastic products                  |
| DI Pro. dr. nekovinskih mineralnih izd.           | 242887            | 225716  | 17171   | 134135  | 12,8  | DI Mfr. of other non-metal.mineral products             |
| DJ Pro. kovin in kovinskih izd.                   | 258479            | 231274  | 27206   | 195288  | 13,9  | DJ Mfr. of basic metals & fabricated products           |
| DK Pro. strojev in naprav                         | 252559            | 240717  | 11842   | 87893   | 13,5  | DK Mfr. of machinery and equipment nec.                 |
| DL Pro .električne, optične opreme                | 244382            | 235016  | 9366  | 84960   | 11,0  | DL Mfr. of electrical and optical equipment             |
| DM Pro. vozil in plovil                           | 252057            | 234892  | 17165   | 142616  | 12,0  | DM Manufacture of transport equipment                   |
| DN Pro. pohišstva, dr.pred.dej., reciklaža        | 204458            | 196869  | 7589  | 124117  | 6,1   | DN Manufacturing nec.                                   |
| <b>E Oskrba z elektriko, plinom, vodo</b>         | 391433            | 329330  | 62103   | 220266  | 28,2  | <b>E Electricity, gas and water supply</b>              |
| <b>F Gradbeništvo</b>                             | 235948            | 226257  | 9691  | 123740  | 7,8   | <b>F Construction</b>                                   |
| <b>G Trgovina; popravila mot.vozil</b>            | 259465            | 243873  | 15592   | 165369  | 9,4   | <b>G Wholesale, retail; certain repair</b>              |
| <b>H Gostinstvo</b>                               | 208558            | 202676  | 5882  | 95569   | 6,2   | <b>H Hotels and restaurants</b>                         |
| <b>I Promet, skladiščenje, zveze</b>              | 303998            | 291008  | 12990   | 183699  | 7,1   | <b>I Transport, storage and communication</b>           |
| <b>J Finančno posredništvo</b>                    | 520828            | 416289  | 104539  | 282845  | 37,0  | <b>J Financial intermediation</b>                       |
| <b>K Nepremičnine, najem, poslovne stor.</b>      | 316008            | 296416  | 19592   | 175510  | 11,2  | <b>K Real estate, renting &amp; business activities</b> |
| <b>L Javna uprava, obramba, socialno zavarov.</b> | 333779            | 333489  | 291   | 202857  | 0,1   | <b>L Public administ. &amp; defence; comp.soc.sec.</b>  |
| <b>M Izobraževanje</b>                            | 338682            | 338668  | 13  | 91875   | -   | <b>M Education</b>                                      |
| <b>N Zdravstvo, socialno varstvo</b>              | 319587            | 317813  | 1774  | 102246  | 1,7   | <b>N Health and social work</b>                         |
| <b>O Dr.javne, skupne in osebne stor.</b>         | 336252            | 328689  | 7563  | 179103  | 4,2   | <b>O Other social and personal services</b>             |

1) Masa bruto plač za 13. plače / število zaposlenih oseb, ki so prejele plačo  
Mass of gross 13<sup>th</sup> month payments / number of persons who received earnings  
2) Masa bruto plač za 13. plače / število zaposlenih oseb, ki so prejele 13. plačo  
Mass of gross 13<sup>th</sup> month payments / number of persons who received 13<sup>th</sup> month payments

**Slika 6: Povprečne mesečne bruto 13. plače po področjih dejavnosti, Slovenija, november 2004**Chart 6: Average monthly gross 13<sup>th</sup> month payments by sections of activities, Slovenia, November 2004

|   |                                    |   |
|---|------------------------------------|---|
| A | Kmetijstvo, lov, gozdarstvo        | Agriculture, hunting and forestry           |
| B | Ribištvo                           | Fishing                                     |
| C | Rudarstvo                          | Mining and quarrying                        |
| D | Predelovalne dejavnosti            | Manufacturing                               |
| E | Oskrba z elektriko, plinom, vodo   | Electricity, gas and water supply           |
| F | Gradbeništvo                       | Construction                                |
| G | Trgovina; popravila motornih vozil | Wholesale, retail; certain repair           |
| H | Gostinstvo                         | Hotels and restaurants                      |
| I | Promet, skladiščenje, zveze        | Transport, storage and communication        |
| J | Finančno posredništvo              | Financial intermediation                    |
| K | Nepremičnine, najem, posl. stor.   | Real estate, renting & Business activities  |
| L | Javna uprava, obramba, soc. zav.   | Public administ. & Defence; comp. soc. sec. |
| M | Izobraževanje                      | Education                                   |
| N | Zdravstvo, socialno varstvo        | Health and social work                      |
| O | Dr. javne, skupne in osebne stor.  | Other social and personal services          |

**3.3 Povprečne mesečne bruto 13. plače po statističnih regijah, Slovenija, november 2004**Average monthly gross 13<sup>th</sup> month payments by statistical regions, Slovenia, November 2004

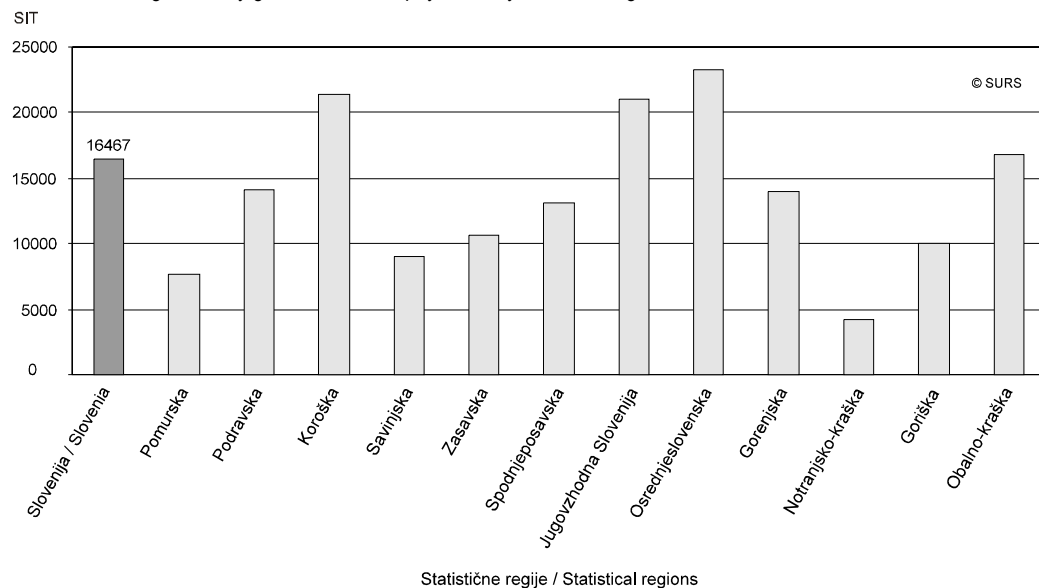
| Statistične regije<br>Statistical regions | SIT               |   |   |   | Delež (%) (zaposlene osebe, ki so prejele plačo =100)<br>Share (%) (persons in paid employment who received earnings =100) |
|---|-------------------|---|---|---|--|
|   | plače<br>earnings | plače brez 13. plač<br>earnings without<br>13 <sup>th</sup> month<br>payments | 13. plače <sup>1)</sup><br>13 <sup>th</sup> month<br>payments <sup>1)</sup> | 13. plače <sup>2)</sup><br>13 <sup>th</sup> month<br>payments <sup>2)</sup> | Zaposlene osebe, ki so prejele<br>13. plačo<br>Persons in paid employment, who<br>received 13 <sup>th</sup> month payments |
| <b>Slovenija / Slovenia</b>               | <b>291850</b>     | <b>275383</b>   | <b>16467</b>  | <b>153808</b>   | <b>10,7</b>  |
| Pomurska                                  | 234161            | 226428  | 7733  | 120427  | 6,4  |
| Podravska                                 | 270241            | 256080  | 14161   | 176721  | 8,0  |
| Koroška                                   | 261153            | 239700  | 21452   | 94956   | 22,6   |
| Savinjska                                 | 263630            | 254582  | 9047  | 109184  | 8,3  |
| Zasavska                                  | 265335            | 254681  | 10654   | 88350   | 12,1   |
| Spodnjeposavska                           | 260058            | 246987  | 13071   | 144750  | 9,0  |
| Jugovzhodna Slovenija                     | 280172            | 259124  | 21047   | 109928  | 19,1   |
| Osrednjeslovenska                         | 339078            | 315846  | 23231   | 207089  | 11,2   |
| Gorenjska                                 | 274984            | 261052  | 13932   | 101519  | 13,7   |
| Notranjsko-kraška                         | 247820            | 243587  | 4234  | 269876  | 1,6  |
| Goriška                                   | 281546            | 271562  | 9984  | 113673  | 8,8  |
| Obalno-kraška                             | 289897            | 273120  | 16777   | 242690  | 6,9  |

1) Masa bruto plač za 13. plače / število zaposlenih oseb, ki so prejele plačo  
Mass of gross 13<sup>th</sup> month payments / number of persons who received earnings

2) Masa bruto plač za 13. plače / število zaposlenih oseb, ki so prejele 13. plačo  
Mass of gross 13<sup>th</sup> month payments / number of persons who received 13<sup>th</sup> month payments

**Slika 7: Povprečne mesečne bruto 13. plače po statističnih regijah, Slovenija, november 2004**

Chart 7: Average monthly gross 13<sup>th</sup> month payments by statistical regions, Slovenia, November 2004



**3.4 Povprečne mesečne bruto 13. plače po upravnih enotah, Slovenija, november 2004**

Average monthly gross 13<sup>th</sup> month payments by administrative units, Slovenia, November 2004

| Upravne enote<br>Administrative units | SIT               |   |   |   | Delež (%) (zaposlene osebe, ki so prejele plačo =100)<br>Share (%) (persons in paid employment who received earnings =100) |
|---------------------------------------|-------------------|---|---|---|--|
|                                       | plače<br>earnings | plače brez 13. plač<br>earnings without<br>13 <sup>th</sup> month<br>payments | 13. plače <sup>1)</sup><br>13 <sup>th</sup> month<br>payments <sup>1)</sup> | 13. plače <sup>2)</sup><br>13 <sup>th</sup> month<br>payments <sup>2)</sup> | Zaposlene osebe, ki so prejele<br>13. plačo<br>Persons in paid employment, who<br>received 13 <sup>th</sup> month payments |
| <b>Slovenija / Slovenia</b>           | <b>291850</b>     | <b>275383</b>   | <b>16467</b>  | <b>153808</b>   | <b>10,7</b>  |
| Ajdovščina                            | 253159            | 251285  | 1875  | 112316  | 1,7  |
| Brežice                               | 248787            | 242285  | 6502  | 80205   | 8,1  |
| Celje                                 | 288053            | 279678  | 8375  | 129152  | 6,5  |
| Cerknica                              | 234568            | 232774  | 1794  | 203682  | 0,9  |
| Črnomelj                              | 224221            | 220597  | 3623  | 112368  | 3,2  |
| Domžale                               | 289114            | 251473  | 37641   | 231725  | 16,2   |
| Dravograd                             | 270403            | 247486  | 22917   | 107562  | 21,3   |
| Gornja Radgona                        | 235791            | 232778  | 3013  | 141564  | 2,1  |
| Grosuplje                             | 265003            | 254894  | 10110   | 122235  | 8,3  |
| Hrastnik                              | 230712            | 228345  | 2367  | 133514  | 1,8  |
| Idrija                                | 273194            | 247667  | 25526   | 97172   | 26,3   |
| Ilirska Bistrica                      | 243325            | 235233  | 8092  | 391380  | 2,1  |
| Izola - Isola                         | 279954            | 254456  | 25498   | 193656  | 13,2   |
| Jesenice                              | 259998            | 252316  | 7683  | 117753  | 6,5  |
| Kamnik                                | 246113            | 238444  | 7669  | 148934  | 5,1  |
| Kočevje                               | 224033            | 219029  | 5004  | 54301   | 9,2  |
| Koper - Capodistria                   | 303520            | 283348  | 20171   | 315303  | 6,4  |
| Kranj                                 | 293694            | 280816  | 12878   | 86264   | 14,9   |
| Krško                                 | 282355            | 260961  | 21394   | 165619  | 12,9   |
| Laško                                 | 251181            | 250318  | 863   | 152414  | 0,6  |
| Lenart                                | 283157            | 230987  | 52169   | 144383  | 36,1   |
| Lendava - Lendva                      | 245312            | 231906  | 13406   | 152792  | 8,8  |

**3.4 Povprečne mesečne bruto 13. plače po upravnih enotah, Slovenija, november 2004 (nadaljevanje)**  
Average monthly gross 13<sup>th</sup> month payments by administrative units, Slovenia, November 2004 (continued)

| Upravne enote<br>Administrative units | SIT               |   |   |   | Delež (%) (zaposlene osebe, ki so prejele plačo =100)<br>Share (%) (persons in paid employment who received earnings =100) |
|---------------------------------------|-------------------|---|---|---|--|
|                                       | plače<br>earnings | plače brez 13. plač<br>earnings without<br>13 <sup>th</sup> month<br>payments | 13. plače <sup>1)</sup><br>13 <sup>th</sup> month<br>payments <sup>1)</sup> | 13. plače <sup>2)</sup><br>13 <sup>th</sup> month<br>payments <sup>2)</sup> | Zaposlene osebe, ki so prejele<br>13. plačo<br>Persons in paid employment, who<br>received 13 <sup>th</sup> month payments |
| Litija                                | 223071            | 220979  | 2092  | 134110  | 1,6  |
| Ljubljana                             | 355333            | 331122  | 24211   | 207971  | 11,6   |
| Ljutomer                              | 236308            | 226289  | 10019   | 97995   | 10,2   |
| Logatec                               | 234900            | 231933  | 2967  | 122765  | 2,4  |
| Maribor                               | 281542            | 271925  | 9617  | 140800  | 6,8  |
| Metlika                               | 215665            | 211500  | 4164  | 30102   | 13,8   |
| Mozirje                               | 224399            | 213151  | 11248   | 52342   | 21,5   |
| Murska Sobota                         | 229655            | 222840  | 6815  | 113897  | 6,0  |
| Nova Gorica                           | 302776            | 293152  | 9623  | 134153  | 7,2  |
| Novo mesto                            | 318870            | 290697  | 28173   | 110723  | 25,4   |
| Ormož                                 | 214947            | 212291  | 2656  | 176233  | 1,5  |
| Pesnica                               | 239185            | 236579  | 2606  | 88645   | 2,9  |
| Piran - Pirano                        | 282359            | 273226  | 9132  | 149882  | 6,1  |
| Postojna                              | 258837            | 254563  | 4274  | 233438  | 1,8  |
| Ptuj                                  | 230325            | 228746  | 1579  | 94349   | 1,7  |
| Radlje ob Dravi                       | 217242            | 205342  | 11900   | 93410   | 12,7   |
| Radovljica                            | 243681            | 240020  | 3661  | 126126  | 2,9  |
| Ravne na Koroškem                     | 275075            | 260056  | 15019   | 123371  | 12,2   |
| Ribnica                               | 241448            | 237788  | 3660  | 126963  | 2,9  |
| Ruše                                  | 251246            | 243788  | 7458  | 194534  | 3,8  |
| Sevnica                               | 227300            | 223223  | 4078  | 215409  | 1,9  |
| Sežana                                | 266854            | 258542  | 8313  | 170529  | 4,9  |
| Slovenj Gradec                        | 265260            | 233970  | 31290   | 84792   | 36,9   |
| Slovenska Bistrica                    | 330510            | 250723  | 79787   | 285382  | 28,0   |
| Slovenske Konjice                     | 235628            | 234378  | 1249  | 62060   | 2,0  |
| Šentjur pri Celju                     | 241234            | 240128  | 1106  | 152323  | 0,7  |
| Škofja Loka                           | 277969            | 247014  | 30955   | 115810  | 26,7   |
| Šmarje pri Jelšah                     | 222229            | 219722  | 2507  | 164993  | 1,5  |
| Tolmin                                | 238369            | 237131  | 1238  | 75108   | 1,6  |
| Trbovlje                              | 300761            | 277761  | 23000   | 86963   | 26,4   |
| Trebnje                               | 274984            | 230399  | 44584   | 146124  | 30,5   |
| Trzin                                 | 221914            | 218524  | 3390  | 136087  | 2,5  |
| Velenje                               | 272959            | 256557  | 16402   | 101367  | 16,2   |
| Vrhnika                               | 224757            | 222729  | 2028  | 154996  | 1,3  |
| Zagorje ob Savi                       | 240957            | 240957  | -   | -   | -  |
| Žalec                                 | 246503            | 236109  | 10395   | 184223  | 5,6  |

1) Masa bruto plač za 13. plače / število zaposlenih oseb, ki so prejele plačo  
Mass of gross 13<sup>th</sup> month payments / number of persons who received earnings

2) Masa bruto plač za 13. plače / število zaposlenih oseb, ki so prejele 13. plačo  
Mass of gross 13<sup>th</sup> month payments / number of persons who received 13<sup>th</sup> month payments

### 3.5 Povprečne mesečne bruto 13. plače po občinah, Slovenija, november 2004

Average monthly gross 13<sup>th</sup> month payments by municipalities, Slovenia, November 2004

| Občine<br>Municipalities    | SIT               |   |   |   | Delež (%) (zaposlene osebe, ki so prejele plačo =100)<br>Share (%) (persons in paid employment who received earnings =100) |
|-----------------------------|-------------------|---|---|---|--|
|                             | plače<br>earnings | plače brez 13. plač<br>earnings without<br>13 <sup>th</sup> month<br>payments | 13. plače <sup>1)</sup><br>13 <sup>th</sup> month<br>payments <sup>1)</sup> | 13. plače <sup>2)</sup><br>13 <sup>th</sup> month<br>payments <sup>2)</sup> | Zaposlene osebe, ki so prejele<br>13. plačo<br>Persons in paid employment, who<br>received 13 <sup>th</sup> month payments |
| <b>Slovenija / Slovenia</b> | <b>291850</b>     | <b>275383</b>   | <b>16467</b>  | <b>153808</b>   | <b>10,7</b>  |
| Ajdovščina                  | 254140            | 252069  | 2071  | 114117  | 1,8  |
| Beltinci                    | 242239            | 219112  | 23127   | 102940  | 22,5   |
| Benedikt                    | 249481            | 249026  | 455   | 35000   | 1,3  |
| Bistrica ob Sotli           | 225089            | 217635  | 7453  | 247194  | 3,0  |
| Bled                        | 252239            | 247510  | 4729  | 185863  | 2,5  |
| Bloke                       | 240876            | 237172  | 3704  | 314818  | 1,2  |
| Bohinj                      | 194282            | 193737  | 545   | 166668  | 0,3  |
| Borovnica                   | 244687            | 241954  | 2732  | 209716  | 1,3  |
| Bovec                       | 224561            | 224561  | -   | -   | -  |
| Braslovče                   | 241038            | 232371  | 8667  | 105048  | 8,3  |
| Brda                        | 267836            | 267836  | -   | -   | -  |
| Brezovica                   | 228694            | 228070  | 624   | 70000   | 0,9  |
| Brežice                     | 248787            | 242285  | 6502  | 80205   | 8,1  |
| Cankova                     | 234462            | 234462  | -   | -   | -  |
| Celje                       | 291965            | 282900  | 9066  | 131916  | 6,9  |
| Cerklje na Gorenjskem       | 437547            | 414655  | 22892   | 97639   | 23,4   |
| Cerknica                    | 221844            | 220230  | 1614  | 273142  | 0,6  |
| Cerkno                      | 295652            | 226182  | 69470   | 82563   | 84,1   |
| Cerkvenjak                  | 282075            | 278418  | 3657  | 35000   | 10,4   |
| Črenšovci                   | 210221            | 205453  | 4768  | 228868  | 2,1  |
| Črna na Koroškem            | 266733            | 264156  | 2577  | 212809  | 1,2  |
| Črnomelj                    | 231213            | 227875  | 3338  | 104690  | 3,2  |
| Destriak                    | 251634            | 251634  | -   | -   | -  |
| Divača                      | 261933            | 260696  | 1237  | 435158  | 0,3  |
| Dobje                       | 261991            | 261991  | -   | -   | -  |
| Dobrepolje                  | 201323            | 199518  | 1805  | 205767  | 0,9  |
| Dobrna                      | 244866            | 244866  | -   | -   | -  |
| Dobrova-Polhov Gradec       | 235751            | 228798  | 6953  | 200898  | 3,5  |
| Dobrovnik                   | 332711            | 323775  | 8936  | 209990  | 4,3  |
| Dol pri Ljubljani           | 453912            | 341111  | 112802  | 307159  | 36,7   |
| Dolenjske Toplice           | 287320            | 240662  | 46658   | 101400  | 46,0   |
| Domžale                     | 297112            | 248283  | 48828   | 230407  | 21,2   |
| Dornava                     | 252514            | 252514  | -   | -   | -  |
| Dravograd                   | 270403            | 247486  | 22917   | 107562  | 21,3   |
| Duplek                      | 252358            | 252358  | -   | -   | -  |
| Gorenja vas-Poljane         | 255848            | 252796  | 3052  | 89087   | 3,4  |
| Gorišnica                   | 235212            | 235212  | -   | -   | -  |
| Gornja Radgona              | 231856            | 228278  | 3579  | 133911  | 2,7  |
| Gornji Grad                 | 216876            | 216876  | -   | -   | -  |
| Gornji Petrovci             | 146016            | 144907  | 1109  | 145619  | 0,8  |
| Grad                        | 231510            | 221561  | 9949  | 265303  | 3,8  |
| Grosuplje                   | 277660            | 261815  | 15844   | 121068  | 13,1   |
| Hajdina                     | 205307            | 203231  | 2075  | 78173   | 2,7  |
| Hoče-Slivnica               | 244683            | 240768  | 3914  | 169856  | 2,3  |
| Hodoš                       | 296873            | 296873  | -   | -   | -  |
| Horjul                      | 363691            | 263679  | 100012  | 157804  | 63,4   |
| Hrastnik                    | 230712            | 228345  | 2367  | 133514  | 1,8  |
| Hrpelje-Kozina              | 293060            | 268284  | 24776   | 151556  | 16,3   |
| Idrija                      | 264983            | 255522  | 9461  | 185100  | 5,1  |
| Ig                          | 265850            | 264597  | 1253  | 184432  | 0,7  |
| Ilirska Bistrica            | 243325            | 235233  | 8092  | 391380  | 2,1  |
| Ivančna Gorica              | 260896            | 258738  | 2158  | 125742  | 1,7  |
| Izola                       | 279954            | 254456  | 25498   | 193656  | 13,2   |
| Jesenice                    | 261094            | 252074  | 9019  | 117138  | 7,7  |
| Jezersko                    | 269938            | 269938  | -   | -   | -  |
| Juršinci                    | 274325            | 266910  | 7415  | 116782  | 6,3  |

**3.5 Povprečne mesečne bruto 13. plače po občinah, Slovenija, november 2004 (nadaljevanje)**  
Average monthly gross 13<sup>th</sup> month payments by municipalities, Slovenia, November 2004 (continued)

| Občine<br>Municipalities  | SIT               |   |   |   | Delež (%) (zaposlene osebe, ki so prejele plačo =100)<br>Share (%) (persons in paid employment who received earnings =100) |
|---------------------------|-------------------|---|---|---|--|
|                           | plače<br>earnings | plače brez 13. plač<br>earnings without<br>13 <sup>th</sup> month<br>payments | 13. plače <sup>1)</sup><br>13 <sup>th</sup> month<br>payments <sup>1)</sup> | 13. plače <sup>2)</sup><br>13 <sup>th</sup> month<br>payments <sup>2)</sup> | Zaposlene osebe, ki so prejele<br>13. plačo<br>Persons in paid employment, who<br>received 13 <sup>th</sup> month payments |
| Kamnik                    | 246714            | 238757  | 7956  | 152961  | 5,2  |
| Kanal                     | 291807            | 260041  | 31766   | 71712   | 44,3   |
| Kidričevo                 | 192343            | 191443  | 900   | 194158  | 0,5  |
| Kobarid                   | 229300            | 229300  | -   | -   | -  |
| Kobilje                   | 304199            | 304199  | -   | -   | -  |
| Kočevo                    | 224921            | 219763  | 5158  | 54301   | 9,5  |
| Komen                     | 258372            | 255615  | 2757  | 395227  | 0,7  |
| Komenda                   | 234071            | 231406  | 2665  | 62066   | 4,3  |
| Koper                     | 303520            | 283348  | 20171   | 315303  | 6,4  |
| Kostel                    | 225888            | 225888  | -   | -   | -  |
| Kozje                     | 202862            | 202862  | -   | -   | -  |
| Kranj                     | 287582            | 274118  | 13464   | 84073   | 16,0   |
| Kranjska Gora             | 256406            | 255584  | 822   | 192271  | 0,4  |
| Križevci                  | 254211            | 248973  | 5237  | 146992  | 3,6  |
| Krško                     | 282355            | 260961  | 21394   | 165619  | 12,9   |
| Kungota                   | 255256            | 255256  | -   | -   | -  |
| Kuzma                     | 237327            | 237327  | -   | -   | -  |
| Laško                     | 263596            | 262457  | 1139  | 152414  | 0,7  |
| Lenart                    | 282522            | 227340  | 55181   | 145366  | 38,0   |
| Lendava                   | 262011            | 244974  | 17036   | 151354  | 11,3   |
| Litija                    | 224565            | 222219  | 2346  | 150363  | 1,6  |
| Ljubljana                 | 358998            | 334509  | 24488   | 208141  | 11,8   |
| Ljubno                    | 223885            | 221677  | 2208  | 530000  | 0,4  |
| Ljutomer                  | 233717            | 222406  | 11311   | 96096   | 11,8   |
| Logatec                   | 234900            | 231933  | 2967  | 122765  | 2,4  |
| Loška dolina              | 254072            | 252320  | 1753  | 134953  | 1,3  |
| Loški Potok               | 240853            | 239390  | 1464  | 235647  | 0,6  |
| Lovrenc na Pohorju        | 195871            | 195871  | -   | -   | -  |
| Luče                      | 202818            | 202818  | -   | -   | -  |
| Lukovica                  | 238418            | 237755  | 663   | 29093   | 2,3  |
| Majšperk                  | 160917            | 160917  | -   | -   | -  |
| Maribor                   | 283518            | 273609  | 9909  | 141000  | 7,0  |
| Markovci                  | 241304            | 241304  | -   | -   | -  |
| Medvode                   | 260964            | 257855  | 3109  | 107298  | 2,9  |
| Mengeš                    | 364494            | 305380  | 59113   | 235153  | 25,1   |
| Metlika                   | 213507            | 209228  | 4280  | 30102   | 14,2   |
| Mežica                    | 261658            | 221820  | 39838   | 108928  | 36,6   |
| Miklavž na Dravskem polju | 262231            | 244355  | 17876   | 158838  | 11,3   |
| Miren-Kostanjevica        | 241498            | 234141  | 7356  | 107174  | 6,9  |
| Mirna Peč                 | 255461            | 255461  | -   | -   | -  |
| Mislinja                  | 254666            | 219469  | 35198   | 88358   | 39,8   |
| Moravče                   | 279325            | 273998  | 5327  | 261000  | 2,0  |
| Moravske Toplice          | 230291            | 229589  | 702   | 237591  | 0,3  |
| Mozirje                   | 271630            | 255244  | 16386   | 186644  | 8,8  |
| Murska Sobota             | 229074            | 222566  | 6508  | 112900  | 5,8  |
| Muta                      | 223988            | 222295  | 1693  | 61359   | 2,8  |
| Naklo                     | 268740            | 268740  | -   | -   | -  |
| Nazarje                   | 211791            | 199487  | 12304   | 38405   | 32,0   |
| Nova Gorica               | 313385            | 304531  | 8854  | 152981  | 5,8  |
| Novo mesto                | 327766            | 297897  | 29869   | 110505  | 27,0   |
| Odranci                   | 278662            | 278662  | -   | -   | -  |
| Oplotnica                 | 237443            | 237443  | -   | -   | -  |
| Ormož                     | 214319            | 211681  | 2638  | 176233  | 1,5  |
| Osilnica                  | 176415            | 176415  | -   | -   | -  |
| Pesnica                   | 247179            | 234853  | 12325   | 93836   | 13,1   |
| Piran                     | 282359            | 273226  | 9132  | 149882  | 6,1  |
| Pivka                     | 229627            | 227703  | 1924  | 298148  | 0,6  |
| Podčetrtek                | 216349            | 216349  | -   | -   | -  |

**3.5 Povprečne mesečne bruto 13. plače po občinah, Slovenija, november 2004 (nadaljevanje)**  
Average monthly gross 13<sup>th</sup> month payments by municipalities, Slovenia, November 2004 (continued)

| Občine<br>Municipalities     | SIT               |   |   |   | Delež (%) (zaposlene osebe, ki so prejele plačo =100)<br>Share (%) (persons in paid employment who received earnings =100) |
|------------------------------|-------------------|---|---|---|--|
|                              | plače<br>earnings | plače brez 13. plač<br>earnings without<br>13 <sup>th</sup> month<br>payments | 13. plače <sup>1)</sup><br>13 <sup>th</sup> month<br>payments <sup>1)</sup> | 13. plače <sup>2)</sup><br>13 <sup>th</sup> month<br>payments <sup>2)</sup> | Zaposlene osebe, ki so prejele<br>13. plačo<br>Persons in paid employment, who<br>received 13 <sup>th</sup> month payments |
| Podlehnik                    | 258297            | 258297  | -   | -   | -  |
| Podvelka                     | 198986            | 198986  | -   | -   | -  |
| Polzela                      | 192657            | 192657  | -   | -   | -  |
| Postojna                     | 268022            | 263013  | 5010  | 227556  | 2,2  |
| Prebold                      | 252766            | 246776  | 5989  | 163207  | 3,7  |
| Preddvor                     | 229377            | 227878  | 1500  | 96471   | 1,6  |
| Prevalje                     | 275147            | 243393  | 31754   | 231039  | 13,7   |
| Ptuj                         | 245004            | 242887  | 2117  | 87590   | 2,4  |
| Puconci                      | 255090            | 255090  | -   | -   | -  |
| Rače-Fram                    | 278895            | 270995  | 7900  | 86280   | 9,2  |
| Radeče                       | 212715            | 212715  | -   | -   | -  |
| Radenci                      | 249597            | 247994  | 1604  | 237780  | 0,7  |
| Radlje ob Dravi              | 213258            | 193070  | 20189   | 88540   | 22,8   |
| Radovljica                   | 248074            | 244456  | 3617  | 99912   | 3,6  |
| Ravne na Koroškem            | 280052            | 275513  | 4538  | 72348   | 6,3  |
| Razkrižje                    | 253373            | 253373  | -   | -   | -  |
| Ribnica                      | 241668            | 237635  | 4032  | 118619  | 3,4  |
| Ribnica na Pohorju           | 213624            | 213624  | -   | -   | -  |
| Rogaška Slatina              | 215354            | 213548  | 1805  | 112826  | 1,6  |
| Rogašovci                    | 256738            | 253480  | 3258  | 275279  | 1,2  |
| Rogatec                      | 205798            | 205798  | -   | -   | -  |
| Ruše                         | 258796            | 248508  | 10288   | 232973  | 4,4  |
| Selnica ob Dravi             | 267166            | 262889  | 4277  | 89820   | 4,8  |
| Semič                        | 203286            | 198808  | 4478  | 134354  | 3,3  |
| Sevnica                      | 227315            | 223233  | 4081  | 215409  | 1,9  |
| Sežana                       | 264743            | 256695  | 8048  | 167527  | 4,8  |
| Slovenj Gradec               | 265789            | 234695  | 31095   | 84599   | 36,8   |
| Slovenska Bistrica           | 333323            | 251125  | 82198   | 285382  | 28,8   |
| Slovenske Konjice            | 232492            | 229767  | 2725  | 64956   | 4,2  |
| Sodražica                    | 240431            | 237920  | 2511  | 277094  | 0,9  |
| Solčava                      | 229894            | 229894  | -   | -   | -  |
| Starše                       | 306651            | 306651  | -   | -   | -  |
| Sveta Ana                    | 322196            | 320989  | 1207  | 35000   | 3,4  |
| Sveti Andraž v Slov. goricah | 312892            | 312892  | -   | -   | -  |
| Sveti Jurij                  | 225450            | 225450  | -   | -   | -  |
| Šalovci                      | 295007            | 295007  | -   | -   | -  |
| Šempeter-Vrtojba             | 287248            | 279463  | 7785  | 276914  | 2,8  |
| Šenčur                       | 275312            | 260138  | 15173   | 142188  | 10,7   |
| Šentilj                      | 232332            | 232156  | 177   | 39985   | 0,4  |
| Šentjernej                   | 232711            | 227154  | 5557  | 116923  | 4,8  |
| Šentjur pri Celju            | 240722            | 239589  | 1133  | 152323  | 0,7  |
| Škocjan                      | 235826            | 233990  | 1836  | 211181  | 0,9  |
| Škofja Loka                  | 290952            | 247215  | 43737   | 149588  | 29,2   |
| Škofljica                    | 231670            | 230152  | 1518  | 131386  | 1,2  |
| Šmarje pri Jelšah            | 257523            | 251114  | 6409  | 244192  | 2,6  |
| Šmartno ob Paki              | 210069            | 206477  | 3592  | 123730  | 2,9  |
| Šmartno pri Litiji           | 217288            | 216178  | 1109  | 71127   | 1,6  |
| Šoštanj                      | 352449            | 268563  | 83887   | 260128  | 32,2   |
| Štore                        | 245530            | 242803  | 2727  | 60334   | 4,5  |
| Tabor                        | 246602            | 246602  | -   | -   | -  |
| Tišina                       | 293369            | 278806  | 14563   | 439800  | 3,3  |
| Tolmin                       | 244080            | 242248  | 1833  | 75108   | 2,4  |
| Trbovlje                     | 303349            | 279953  | 23396   | 86963   | 26,9   |
| Trebnje                      | 274984            | 230399  | 44584   | 146124  | 30,5   |
| Trnovska vas                 | 246332            | 246332  | -   | -   | -  |
| Trzin                        | 238354            | 227859  | 10494   | 244158  | 4,3  |
| Tržič                        | 221914            | 218524  | 3390  | 136087  | 2,5  |
| Turnišče                     | 160620            | 160620  | -   | -   | -  |

### 3.5 Povprečne mesečne bruto 13. plače po občinah, Slovenija, november 2004 (nadaljevanje)

Average monthly gross 13<sup>th</sup> month payments by municipalities, Slovenia, November 2004 (continued)

| Občine<br>Municipalities | SIT               |   |   |   | Delež (%) (zaposlene osebe, ki so prejele plačo =100)<br>Share (%) (persons in paid employment who received earnings =100) |
|--------------------------|-------------------|---|---|---|--|
|                          | plače<br>earnings | plače brez 13. plač<br>earnings without<br>13 <sup>th</sup> month<br>payments | 13. plače <sup>1)</sup><br>13 <sup>th</sup> month<br>payments <sup>1)</sup> | 13. plače <sup>2)</sup><br>13 <sup>th</sup> month<br>payments <sup>2)</sup> | Zaposlene osebe, ki so prejele<br>13. plačo<br>Persons in paid employment, who<br>received 13 <sup>th</sup> month payments |
| Velenje                  | 264962            | 256084  | 8878  | 60912   | 14,6   |
| Velika Polana            | 179960            | 179960  | -   | -   | -  |
| Velike Lašče             | 241295            | 241295  | -   | -   | -  |
| Veržej                   | 258848            | 258848  | -   | -   | -  |
| Videm                    | 260532            | 260532  | -   | -   | -  |
| Vipava                   | 245881            | 245341  | 540   | 79903   | 0,7  |
| Vitanje                  | 225951            | 225818  | 133   | 26207   | 0,5  |
| Vodice                   | 253087            | 252534  | 553   | 38511   | 1,4  |
| Vojnik                   | 274656            | 274656  | -   | -   | -  |
| Vransko                  | 238000            | 238000  | -   | -   | -  |
| Vrhnika                  | 222937            | 220973  | 1964  | 150022  | 1,3  |
| Vuzenica                 | 231338            | 223310  | 8028  | 253881  | 3,2  |
| Zagorje ob Savi          | 239085            | 239085  | -   | -   | -  |
| Zavrč                    | 227480            | 227480  | -   | -   | -  |
| Zreče                    | 238823            | 238752  | 71  | 27108   | 0,3  |
| Žalec                    | 258685            | 244930  | 13755   | 189960  | 7,2  |
| Železniki                | 267756            | 247535  | 20221   | 41897   | 48,3   |
| Žetale                   | 278926            | 278926  | -   | -   | -  |
| Žiri                     | 243892            | 243433  | 459   | 252659  | 0,2  |
| Žirovnica                | 246402            | 246402  | -   | -   | -  |
| Žužemberk                | 244409            | 229949  | 14460   | 174258  | 8,3  |

1) Masa bruto plač za 13. plače / število zaposlenih oseb, ki so prejele plačo  
Mass of gross 13<sup>th</sup> month payments / number of persons who received earnings

2) Masa bruto plač za 13. plače / število zaposlenih oseb, ki so prejele 13. plačo  
Mass of gross 13<sup>th</sup> month payments / number of persons who received 13<sup>th</sup> month payments

### 4. PLAČE NA URO V PODJETJIH, DRUŽBAH IN ORGANIZACIJAH, SLOVENIJA, NOVEMBER 2004

EARNINGS PER HOUR IN ENTERPRISES, COMPANIES AND ORGANISATIONS, SLOVENIA, NOVEMBER 2004

#### 4.1 Povprečno število plačanih ur po dejavnostih, Slovenija, november 2004

Average number of hours paid for by activities, Slovenia, November 2004

| Dejavnosti                                     | Povprečno število plačanih ur<br>Average number of hours paid for |            |            | Indeksi<br>Indices     | Activities                                   |
|--|---|------------|------------|------------------------|--|
|  | X 04  | XI 04      | Ø I-XI 04  | $\frac{XI\ 04}{X\ 04}$ |  |
| <b>Skupaj</b>                                  | <b>169</b>  | <b>173</b> | <b>172</b> | <b>102,4</b>           | <b>Total</b>                                 |
| <b>A Kmetijstvo, lov, gozdarstvo</b>           | 169   | 170        | 171        | 100,6                  | <b>A Agriculture, hunting and forestry</b>   |
| 01 Kmetijstvo, lov, storitve                   | 171   | 170        | 172        | 99,4                   | 01 Agriculture, hunting and services         |
| 02 Gozdarstvo, storitve                        | 164   | 169        | 169        | 103,0                  | 02 Forestry, logging and services            |
| <b>B Ribišтво</b>                              | 167   | 172        | 169        | 103,0                  | <b>B Fishing</b>                             |
| 05 Ribišтво                                    | 167   | 172        | 169        | 103,0                  | 05 Fishing, hatcheries and services          |
| <b>C Rudarstvo</b>                             | 172   | 175        | 172        | 101,7                  | <b>C Mining and quarrying</b>                |
| CA Pri. energetskih surovin                    | 173   | 175        | 172        | 101,2                  | CA Mining & quarrying of energy materials    |
| 10 Pri. črnega, rjavega premoga, lignita, šote | 173   | 175        | 172        | 101,2                  | 10 Mining of coal & lignite; extrac. of peat |
| 11 Pri. nafte, zemeljskega plina, stor.        | Z   | Z          | Z          | Z                      | 11 Extraction of petroleum & gas & services  |
| 12 Pri. uranovih in torijevih rud              | Z   | Z          | Z          | Z                      | 12 Mining of uranium and thorium ores        |
| CB Pri. rud in kamnin razen energetskih        | 168   | 174        | 174        | 103,6                  | CB Mining & quarrying, not energy materials  |
| 13 Pri. rud                                    | Z   | Z          | Z          | Z                      | 13 Mining of metal ores                      |
| 14 Pri. dr. rudnin in kamnin                   | 169   | 175        | 174        | 103,6                  | 14 Other mining and quarrying                |
| <b>D Predelovalne dejavnosti</b>               | 170   | 174        | 173        | 102,4                  | <b>D Manufacturing</b>                       |
| DA Pro. hrane, pijač, tobačnih izd.            | 170   | 173        | 173        | 101,8                  | DA Mfr. of food; beverages and tobacco       |
| 15 Pro. hrane, pijač, krmil                    | 170   | 173        | 173        | 101,8                  | 15 Mfr. of food products and beverages       |
| 16 Pro. tobačnih izd.                          | Z   | Z          | Z          | Z                      | 16 Manufacture of tobacco products           |





4.1 Povprečno število plačanih ur po dejavnostih, Slovenija, november 2004 (nadaljevanje)

Average number of hours paid for by activities, Slovenia, November 2004 (continued)

| Dejavnosti  | Povprečno število plačanih ur<br>Average number of hours paid for |       |           | Indeksi<br>Indices | Activities   |
|---|---|-------|-----------|--------------------|--|
|   | X 04  | XI 04 | Ø I-XI 04 |                    |  |
| DB Pro. tekstilij; tekstilnih, krznenih izd.      | 166   | 170   | 169       | 102,4              | DB Mfr. of textiles and textile products               |
| 17 Pro. tekstilij                                 | 167   | 171   | 170       | 102,4              | 17 Manufacture of textiles                             |
| 18 Pro. oblačil; strojenje, dodelava krzna        | 166   | 169   | 169       | 101,8              | 18 Mfr. of wearing apparel; dress. of fur              |
| DC Pro. usnja, usnjenih izd.                      | 169   | 177   | 174       | 104,7              | DC Mfr. of leather and leather products                |
| 19 Pro. usnja, usnjenih izd.                      | 169   | 177   | 174       | 104,7              | 19 Leather tanning; mfr. of luggage, etc.              |
| DD Obdelava in predelava lesa                     | 168   | 173   | 172       | 103,0              | DD Manufacture of wood and wood products               |
| 20 Obdelava in predelava lesa                     | 168   | 173   | 172       | 103,0              | 20 Mfr. of wood and wood, cork, etc. goods             |
| DE Pro. vlaknin, papirja; založništvo, tiskar.    | 170   | 175   | 173       | 102,9              | DE Mfr. of paper; publishing and printing              |
| 21 Pro. vlaknin, papirja ter izd. iz njih         | 170   | 174   | 173       | 102,4              | 21 Mfr. of pulp, paper and paper products              |
| 22 Založništvo, tiskarstvo                        | 171   | 176   | 174       | 102,9              | 22 Publishing, printing and recorded media             |
| DF Pro. koksa, naftnih deriv., jedrskega goriva   | 165   | 171   | 167       | 103,6              | DF Mfr. of coke, petroleum prods.&nuc. fuel            |
| 23 Pro. koksa, naftnih deriv., jedrskega goriva   | 165   | 171   | 167       | 103,6              | 23 Mfr. of coke, petroleum prods.&nuc. fuel            |
| DG Pro. kemikalij, kemičnih izd., umetnih vl.     | 168   | 174   | 173       | 103,6              | DG Mfr. of chemicals, prod.&man-made fibres            |
| 24 Pro. kemikalij, kemičnih izd., umetnih vl.     | 168   | 174   | 173       | 103,6              | 24 Mfr. of chemicals & chemical products               |
| DH Pro. izd. iz gume in plastičnih mas            | 169   | 174   | 173       | 103,0              | DH Mfr. of rubber and plastic products                 |
| 25 Pro. izd. iz gume in plastičnih mas            | 169   | 174   | 173       | 103,0              | 25 Mfr. of rubber and plastic products                 |
| DI Pro. dr. nekovinskih mineralnih izd.           | 171   | 175   | 174       | 102,3              | DI Mfr. of other non-metal.mineral products            |
| 26 Pro. dr. nekovinskih mineralnih izd.           | 171   | 175   | 174       | 102,3              | 26 Mfr. of other non-metal.mineral products            |
| DJ Pro. kovin in kovinskih izd.                   | 170   | 176   | 175       | 103,5              | DJ Mfr. of basic metals & fabricated products          |
| 27 Pro. kovin                                     | 172   | 177   | 175       | 102,9              | 27 Manufacture of basic metals                         |
| 28 Pro. kovinskih izd.brez strojev, naprav        | 170   | 175   | 174       | 102,9              | 28 Mfr. of fabricated metal, not machines              |
| DK Pro. strojev in naprav                         | 172   | 176   | 175       | 102,3              | DK Mfr. of machinery and equipment nec.                |
| 29 Pro. strojev in naprav                         | 172   | 176   | 175       | 102,3              | 29 Mfr. of machinery and equipment nec.                |
| DL Pro. električne, optične opreme                | 168   | 175   | 173       | 104,2              | DL Mfr. of electrical and optical equipment            |
| 30 Pro. pisarniških strojev, računalnikov         | 170   | 174   | 173       | 102,4              | 30 Mfr. of office machinery and computers              |
| 31 Pro. el. strojev, aparatov                     | 169   | 176   | 173       | 104,1              | 31 Mfr. of electric. machinery etc. nec.               |
| 32 Pro. RTV, komunikacijskih aparatov,opreme      | 171   | 177   | 176       | 103,5              | 32 Mfr. of radio, tv and equipment                     |
| 33 Pro. medicin., finomehan., optičnih instr.     | 166   | 172   | 171       | 103,6              | 33 Mfr. of medical & precision instruments             |
| DM Pro. vozil in plovil                           | 172   | 175   | 175       | 101,7              | DM Manufacture of transport equipment                  |
| 34 Pro. mot. vozil, prikolic, polprikolic         | 172   | 174   | 174       | 101,2              | 34 Mfr. of motor vehicles, trailers, etc.              |
| 35 Pro. dr. vozil, plovil                         | 172   | 177   | 177       | 102,9              | 35 Mfr. of other transport equipment                   |
| DN Pro. pohištva, dr. pred. dej., reciklaža       | 170   | 176   | 174       | 103,5              | DN Manufacturing nec.                                  |
| 36 Pro. pohištva, dr. predelovalne dej.           | 170   | 176   | 174       | 103,5              | 36 Mfr. of furniture; manufacturing nec.               |
| 37 Reciklaža                                      | 166   | 174   | 173       | 104,8              | 37 Recycling   |
| <b>E Oskrba z elektriko, plinom, vodo</b>         | 172   | 179   | 178       | 104,1              | <b>E Electricity, gas and water supply</b>             |
| 40 Oskrba z el., plinom, paro, toplo vodo         | 173   | 181   | 179       | 104,6              | 40 Electricity, gas, steam and hot water               |
| 41 Zbiranje,čiščenje,distribucija vode            | 170   | 175   | 175       | 102,9              | 41 Collection, purification etc. of water              |
| <b>F Gradbeništvo</b>                             | 173   | 178   | 177       | 102,9              | <b>F Construction</b>                                  |
| 45 Gradbeništvo                                   | 173   | 178   | 177       | 102,9              | 45 Construction  |
| <b>G Trgovina; popravila mot. vozil</b>           | 169   | 172   | 172       | 101,8              | <b>G Wholesale, retail; certain repair</b>             |
| 50 Poprav., trg. z mot. vozili, gorivi            | 169   | 175   | 173       | 103,6              | 50 Sale, repair etc. motors; fuel                      |
| 51 Posredništvo, trg. na debelo, brez vozil       | 167   | 171   | 171       | 102,4              | 51 Wholesale, commission, not motors                   |
| 52 Trg. na drobno brez mot. vozil; poprav. izd.   | 171   | 172   | 172       | 100,6              | 52 Retail trade, not motors; repairs                   |
| <b>H Gostinstvo</b>                               | 166   | 169   | 169       | 101,8              | <b>H Hotels and restaurants</b>                        |
| 55 Gostinstvo                                     | 166   | 169   | 169       | 101,8              | 55 Hotels and restaurants                              |
| <b>I Promet, skladiščenje, zveze</b>              | 168   | 173   | 172       | 103,0              | <b>I Transport, storage and communication</b>          |
| 60 Kopenski promet, cevovodni transport           | 167   | 173   | 171       | 103,6              | 60 Land transport; pipelines transport                 |
| 61 Vodni promet                                   | 165   | 174   | 172       | 105,5              | 61 Water transport                                     |
| 62 Zračni promet                                  | 169   | 178   | 176       | 105,3              | 62 Air transport                                       |
| 63 Pomožne prometne dej., turistične org.         | 166   | 173   | 171       | 104,2              | 63 Supporting transport; travel agencies               |
| 64 Pošta in telekomunikacije                      | 170   | 173   | 172       | 101,8              | 64 Post and telecommunications                         |
| <b>J Finančno posredništvo</b>                    | 165   | 171   | 170       | 103,6              | <b>J Financial intermediation</b>                      |
| 65 Fin. posred. brez zavarovalništva, skladov     | 166   | 172   | 171       | 103,6              | 65 Financial intermed.,not insur.,pens.fund.           |
| 66 Zavarovalništvo brez socialnega, skladi        | 163   | 169   | 168       | 103,7              | 66 Insurance, pension, not comp. soc. sec.             |
| 67 Pomožne dej. v fin. posred.                    | 162   | 169   | 169       | 104,3              | 67 Activities aux. to financial intermed.              |
| <b>K Nepremičnine, najem, poslovne stor.</b>      | 167   | 171   | 170       | 102,4              | <b>K Real estate, renting&amp; business activities</b> |
| 70 Poslovanje z nepremičninami                    | 167   | 172   | 170       | 103,0              | 70 Real estate activities                              |
| 71 Dajanje strojev, opreme v najem                | 167   | 175   | 175       | 104,8              | 71 Renting equipment without operator                  |
| 72 Obdelava podatkov, s tem povezane dej.         | 167   | 173   | 172       | 103,6              | 72 Computer and related activities                     |
| 73 Raziskovanje in razvoj                         | 165   | 170   | 169       | 103,0              | 73 Research and development                            |
| 74 Druge poslovne dej.                            | 167   | 171   | 170       | 102,4              | 74 Other business activities                           |
| <b>L Javna uprava, obramba, socialno zavarov.</b> | 165   | 172   | 170       | 104,2              | <b>L Public administ. &amp; defence; comp.soc.sec.</b> |
| 75 Javna uprava, obramba, socialno zavarov.       | 165   | 172   | 170       | 104,2              | 75 Public administ. & defence; comp.soc.sec.           |
| <b>M Izobraževanje</b>                            | 166   | 167   | 167       | 100,6              | <b>M Education</b>                                     |
| 80 Izobraževanje                                  | 166   | 167   | 167       | 100,6              | 80 Education   |
| <b>N Zdravstvo, socialno varstvo</b>              | 174   | 175   | 176       | 100,6              | <b>N Health and social work</b>                        |
| 85 Zdravstvo, socialno varstvo                    | 174   | 175   | 176       | 100,6              | 85 Health and social work                              |
| <b>O Dr.javne, skupne in osebne stor.</b>         | 168   | 172   | 171       | 102,4              | <b>O Other social and personal services</b>            |
| 90 Stor. javne higiene                            | 169   | 175   | 174       | 103,6              | 90 Refuse disposal, sanitation, etc.                   |
| 91 Dej. združenj, organizacij                     | 169   | 171   | 171       | 101,2              | 91 Membership organisations nec.                       |
| 92 Rekreatijske, kulturne, športne dej.           | 168   | 171   | 170       | 101,8              | 92 Recreational, cultural & sport.activities           |
| 93 Dr. storitvene dej.                            | 168   | 171   | 169       | 101,8              | 93 Other service activities                            |



#### 4.2 Povprečne bruto plače na uro po dejavnostih, Slovenija, november 2004

Average gross earnings per hour by activities, Slovenia, November 2004

| Dejavnosti                                      | SIT         |             |             | Indeksi / Indices      |                         |   | Activities                                    |
|---|-------------|-------------|-------------|------------------------|-------------------------|---|---|
|   | X 04        | XI 04       | Ø I-XI 04   | $\frac{XI\ 04}{X\ 04}$ | $\frac{XI\ 04}{XI\ 03}$ | $\frac{\text{Ø I-XI 04}}{\text{Ø I-XI 03}}$ |   |
| <b>Skupaj</b>                                   | <b>1601</b> | <b>1688</b> | <b>1543</b> | <b>105,4</b>           | <b>103,2</b>            | <b>105,8</b>                                | <b>Total</b>                                  |
| <b>A Kmetijstvo, lov, gozdarstvo</b>            | 1314        | 1373        | 1263        | 104,5                  | 101,4                   | 104,5                                       | <b>A Agriculture, hunting and forestry</b>    |
| 01 Kmetijstvo, lov, storitve                    | 1273        | 1289        | 1208        | 101,3                  | 101,7                   | 104,0                                       | 01 Agriculture, hunting and services          |
| 02 Gozdarstvo, storitve                         | 1409        | 1554        | 1392        | 110,3                  | 99,2                    | 105,0                                       | 02 Forestry, logging and services             |
| <b>B Ribišтво</b>                               | 1265        | 1211        | 1222        | 95,7                   | 104,0                   | 106,5                                       | <b>B Fishing</b>                              |
| 05 Ribišтво                                     | 1265        | 1211        | 1222        | 95,7                   | 104,0                   | 106,5                                       | 05 Fishing, hatcheries and services           |
| <b>C Rudarstvo</b>                              | 1951        | 2148        | 1890        | 110,1                  | 111,7                   | 107,5                                       | <b>C Mining and quarrying</b>                 |
| CA Pri. energetskih surovin                     | 2050        | 2287        | 1983        | 111,6                  | 113,8                   | 107,9                                       | CA Mining & quarrying of energy materials     |
| 10 Pri. črnega, rjavega premoga, lignita, šote  | 2060        | 2305        | 1993        | 111,9                  | 114,2                   | 108,1                                       | 10 Mining of coal & lignite; extrac. of peat  |
| 11 Pri. nafte, zemeljskega plina, stor.         | Z           | Z           | Z           | Z                      | Z                       | Z   | 11 Extraction of petroleum & gas & services   |
| 12 Pri. uranovih in torijevih rud               | Z           | Z           | Z           | Z                      | Z                       | Z   | 12 Mining of uranium and thorium ores         |
| CB Pri. rud in kamnin razen energetskih         | 1579        | 1630        | 1531        | 103,2                  | 105,9                   | 108,6                                       | CB Mining & quarrying, not energy materials   |
| 13 Pri. rud                                     | Z           | Z           | Z           | Z                      | Z                       | Z   | 13 Mining of metal ores                       |
| 14 Pri. dr. rudnin in kamnin                    | 1575        | 1627        | 1527        | 103,3                  | 106,1                   | 108,8                                       | 14 Other mining and quarrying                 |
| <b>D Predelovalne dejavnosti</b>                | 1347        | 1449        | 1297        | 107,6                  | 104,8                   | 107,4                                       | <b>D Manufacturing</b>                        |
| DA Pro. hrane, pijač, tobačnih izd.             | 1403        | 1476        | 1363        | 105,2                  | 100,8                   | 105,1                                       | DA Mfr. of food; beverages and tobacco        |
| 15 Pro. hrane, pijač, krmil                     | 1397        | 1470        | 1355        | 105,2                  | 100,8                   | 105,0                                       | 15 Mfr. of food products and beverages        |
| 16 Pro. tobačnih izd.                           | Z           | Z           | Z           | Z                      | Z                       | Z   | 16 Manufacture of tobacco products            |
| DB Pro. tekstilij; tekstilnih, krznenih izd.    | 973         | 1047        | 953         | 107,6                  | 105,8                   | 107,9                                       | DB Mfr. of textiles and textile products      |
| 17 Pro. tekstilij                               | 1066        | 1202        | 1036        | 112,8                  | 106,8                   | 107,8                                       | 17 Manufacture of textiles                    |
| 18 Pro. oblačil; strojenje, dodelava krzna      | 869         | 875         | 858         | 100,7                  | 104,3                   | 107,8                                       | 18 Mfr. of wearing apparel; dress. of fur     |
| DC Pro. usnja, usnjenih izd.                    | 998         | 1000        | 970         | 100,2                  | 101,2                   | 107,2                                       | DC Mfr. of leather and leather products       |
| 19 Pro. usnja, usnjenih izd.                    | 998         | 1000        | 970         | 100,2                  | 101,2                   | 107,2                                       | 19 Leather tanning; mrf. of luggage, etc.     |
| DD Obdelava in predelava lesa                   | 1117        | 1118        | 1062        | 100,1                  | 105,7                   | 107,9                                       | DD Manufacture of wood and wood products      |
| 20 Obdelava in predelava lesa                   | 1117        | 1118        | 1062        | 100,1                  | 105,7                   | 107,9                                       | 20 Mfr. of wood and wood, cork, etc. goods    |
| DE Pro. vlaknin, papirja; založništvo, tiskar.  | 1578        | 1750        | 1536        | 110,9                  | 102,2                   | 106,2                                       | DE Mfr. of paper; publishing and printing     |
| 21 Pro. vlaknin, papirja ter izd. iz njih       | 1387        | 1503        | 1343        | 108,4                  | 95,2                    | 104,4                                       | 21 Mfr. of pulp, paper and paper products     |
| 22 Založništvo, tiskarstvo                      | 1725        | 1941        | 1687        | 112,5                  | 106,6                   | 107,2                                       | 22 Publishing, printing and recorded media    |
| DF Pro. koksa, naftnih deriv., jedrskega goriva | 1730        | 1660        | 1634        | 96,0                   | 98,7                    | 112,8                                       | DF Mfr. of coke, petroleum prods.&nuc. fuel   |
| 23 Pro. koksa, naftnih deriv., jedrskega goriva | 1730        | 1660        | 1634        | 96,0                   | 98,7                    | 112,8                                       | 23 Mfr. of coke, petroleum prods.&nuc. fuel   |
| DG Pro. kemikalij, kemičnih izd., umetnih vl.   | 2111        | 2771        | 2085        | 131,3                  | 101,5                   | 107,1                                       | DG Mfr. of chemicals, prod.&man-made fibres   |
| 24 Pro. kemikalij, kemičnih izd., umetnih vl.   | 2111        | 2771        | 2085        | 131,3                  | 101,5                   | 107,1                                       | 24 Mfr. of chemicals & chemical products      |
| DH Pro. izd. iz gume in plastičnih mas          | 1323        | 1349        | 1279        | 102,0                  | 103,9                   | 107,5                                       | DH Mfr. of rubber and plastic products        |
| 25 Pro. izd. iz gume in plastičnih mas          | 1323        | 1349        | 1279        | 102,0                  | 103,9                   | 107,5                                       | 25 Mfr. of rubber and plastic products        |
| DI Pro. dr. nekovinskih mineralnih izd.         | 1320        | 1390        | 1253        | 105,3                  | 109,3                   | 107,6                                       | DI Mfr. of other non-metal.mineral products   |
| 26 Pro. dr. nekovinskih mineralnih izd.         | 1320        | 1390        | 1253        | 105,3                  | 109,3                   | 107,6                                       | 26 Mfr. of other non-metal.mineral products   |
| DJ Pro. kovin in kovinskih izd.                 | 1371        | 1472        | 1293        | 107,4                  | 103,9                   | 107,0                                       | DJ Mfr. of basic metals & fabricated products |
| 27 Pro. kovin                                   | 1577        | 1470        | 1377        | 93,2                   | 96,8                    | 107,2                                       | 27 Manufacture of basic metals                |
| 28 Pro. kovinskih izd.brez strojev, naprav      | 1292        | 1472        | 1261        | 113,9                  | 106,7                   | 107,0                                       | 28 Mfr. of fabricated metal, not machines     |
| DK Pro. strojev in naprav                       | 1361        | 1435        | 1315        | 105,4                  | 107,2                   | 109,2                                       | DK Mfr. of machinery and equipment nec.       |
| 29 Pro. strojev in naprav                       | 1361        | 1435        | 1315        | 105,4                  | 107,2                   | 109,2                                       | 29 Mfr. of machinery and equipment nec.       |
| DL Pro. električne, optične opreme              | 1354        | 1395        | 1301        | 103,0                  | 103,5                   | 105,8                                       | DL Mfr. of electrical and optical equipment   |
| 30 Pro. pisarniških strojev, računalnikov       | 1763        | 1856        | 1702        | 105,3                  | 104,3                   | 109,0                                       | 30 Mfr. of office machinery and computers     |
| 31 Pro. el. strojev, aparatov                   | 1320        | 1365        | 1265        | 103,4                  | 101,6                   | 105,1                                       | 31 Mfr. of electric. machinery etc. nec.      |
| 32 Pro. RTV, komunikacijskih aparatov,opreme    | 1454        | 1481        | 1390        | 101,9                  | 107,9                   | 108,4                                       | 32 Mfr. of radio, tv and equipment            |
| 33 Pro. medicin., finomehan., optičnih instr.   | 1297        | 1336        | 1256        | 103,0                  | 103,4                   | 104,8                                       | 33 Mfr. of medical & precision instruments    |

#### 4.2 Povprečne bruto plače na uro po dejavnostih, Slovenija, november 2004 (nadaljevanje)

Average gross earnings per hour by activities, Slovenia, November 2004 (continued)

| Dejavnosti |   | SIT  |       |           | Indeksi / Indices      |                         |   | Activities |   |
|------------|---|------|-------|-----------|------------------------|-------------------------|---|------------|---|
|            |   | X 04 | XI 04 | Ø I-XI 04 | $\frac{XI\ 04}{X\ 04}$ | $\frac{XI\ 04}{XI\ 03}$ | $\frac{\text{Ø I-XI 04}}{\text{Ø I-XI 03}}$ |            |   |
| DM         | Pro. vozil in plovil                            | 1358 | 1444  | 1327      | 106,3                  | 109,8                   | 107,0                                       | DM         | Manufacture of transport equipment                    |
| 34         | Pro. mot. vozil, prikolic, polprikolic          | 1359 | 1482  | 1344      | 109,1                  | 112,7                   | 107,1                                       | 34         | Mfr. of motor vehicles, trailers, etc.                |
| 35         | Pro. dr. vozil, plovil                          | 1354 | 1326  | 1280      | 97,9                   | 100,8                   | 106,1                                       | 35         | Mfr. of other transport equipment                     |
| DN         | Pro. pohištva, dr. pred. dej., reciklaža        | 1175 | 1163  | 1088      | 99,0                   | 108,3                   | 107,9                                       | DN         | Manufacturing nec.                                    |
| 36         | Pro. pohištva, dr. predelovalne dej.            | 1101 | 1093  | 1050      | 99,3                   | 104,7                   | 107,1                                       | 36         | Mfr. of furniture; manufacturing nec.                 |
| 37         | Reciklaža                                       | 2093 | 2014  | 1566      | 96,2                   | 137,3                   | 112,3                                       | 37         | Recycling   |
| <b>E</b>   | <b>Oskrba z elektriko, plinom, vodo</b>         | 1867 | 2181  | 1769      | 116,8                  | 103,8                   | 106,6                                       | <b>E</b>   | <b>Electricity, gas and water supply</b>              |
| 40         | Oskrba z el., plinom, paro, toplo vodo          | 1983 | 2344  | 1863      | 118,2                  | 102,6                   | 106,6                                       | 40         | Electricity, gas, steam and hot water                 |
| 41         | Zbiranje,čiščenje,distribucija vode             | 1573 | 1761  | 1528      | 112,0                  | 108,8                   | 106,9                                       | 41         | Collection, purification etc. of water                |
| <b>F</b>   | <b>Gradbeništvo</b>                             | 1286 | 1328  | 1229      | 103,3                  | 104,8                   | 106,9                                       | <b>F</b>   | <b>Construction</b>                                   |
| 45         | Gradbeništvo                                    | 1286 | 1328  | 1229      | 103,3                  | 104,8                   | 106,9                                       | 45         | Construction  |
| <b>G</b>   | <b>Trgovina; popravila mot. vozil</b>           | 1416 | 1506  | 1370      | 106,4                  | 103,2                   | 106,8                                       | <b>G</b>   | <b>Wholesale, retail; certain repair</b>              |
| 50         | Poprav., trg. z mot. vozili, gorivi             | 1600 | 1726  | 1564      | 107,9                  | 96,3                    | 105,6                                       | 50         | Sale, repair etc. motors; fuel                        |
| 51         | Posredništvo, trg. na debelo, brez vozil        | 1714 | 1845  | 1639      | 107,6                  | 105,1                   | 109,3                                       | 51         | Wholesale, commission, not motors                     |
| 52         | Trg. na drobno brez mot. vozil; poprav. izd.    | 1200 | 1252  | 1165      | 104,3                  | 103,5                   | 105,7                                       | 52         | Retail trade, not motors; repairs                     |
| <b>H</b>   | <b>Gostinstvo</b>                               | 1215 | 1234  | 1170      | 101,6                  | 99,6                    | 105,3                                       | <b>H</b>   | <b>Hotels and restaurants</b>                         |
| 55         | Gostinstvo                                      | 1215 | 1234  | 1170      | 101,6                  | 99,6                    | 105,3                                       | 55         | Hotels and restaurants                                |
| <b>I</b>   | <b>Promet, skladiščenje, zveze</b>              | 1767 | 1759  | 1662      | 99,5                   | 98,8                    | 107,2                                       | <b>I</b>   | <b>Transport, storage and communication</b>           |
| 60         | Kopenski promet, cevovodni transport            | 1472 | 1456  | 1408      | 98,9                   | 96,6                    | 105,6                                       | 60         | Land transport; pipelines transport                   |
| 61         | Vodni promet                                    | 2342 | 2253  | 2260      | 96,2                   | 108,1                   | 110,7                                       | 61         | Water transport                                       |
| 62         | Zračni promet                                   | 3902 | 3761  | 3523      | 96,4                   | 114,5                   | 113,4                                       | 62         | Air transport   |
| 63         | Pomožne prometne dej., turistične org.          | 1690 | 1673  | 1580      | 99,0                   | 99,8                    | 107,7                                       | 63         | Supporting transport; travel agencies                 |
| 64         | Pošta in telekomunikacije                       | 2012 | 2033  | 1903      | 101,0                  | 97,6                    | 106,9                                       | 64         | Post and telecommunications                           |
| <b>J</b>   | <b>Finančno posredništvo</b>                    | 2291 | 3045  | 2278      | 132,9                  | 119,0                   | 107,8                                       | <b>J</b>   | <b>Financial intermediation</b>                       |
| 65         | Fin. posred. brez zavarovalništva, skladov      | 2305 | 3271  | 2307      | 141,9                  | 124,8                   | 108,4                                       | 65         | Financial intermed.,not insur.,pens.fund.             |
| 66         | Zavarovalništvo brez socialnega, skladi         | 2304 | 2696  | 2283      | 117,0                  | 108,7                   | 106,8                                       | 66         | Insurance, pension, not comp. soc. sec.               |
| 67         | Pomožne dej. v fin. posred.                     | 2082 | 2157  | 1926      | 103,6                  | 97,6                    | 106,1                                       | 67         | Activities aux. to financial intermed.                |
| <b>K</b>   | <b>Nepremičnine, najem, poslovne stor.</b>      | 1728 | 1848  | 1687      | 106,9                  | 98,7                    | 105,5                                       | <b>K</b>   | <b>Real estate, renting &amp; business activities</b> |
| 70         | Poslovanje z nepremičninami                     | 1695 | 1990  | 1607      | 117,4                  | 120,2                   | 111,0                                       | 70         | Real estate activities                                |
| 71         | Dajanje strojev, opreme v najem                 | 1640 | 1426  | 1358      | 87,0                   | 112,2                   | 106,7                                       | 71         | Renting equipment without operator                    |
| 72         | Obdelava podatkov, s tem povezane dej.          | 2436 | 2468  | 2374      | 101,3                  | 96,8                    | 107,7                                       | 72         | Computer and related activities                       |
| 73         | Raziskovanje in razvoj                          | 2482 | 2829  | 2446      | 114,0                  | 101,5                   | 104,6                                       | 73         | Research and development                              |
| 74         | Druge poslovne dej.                             | 1503 | 1594  | 1464      | 106,1                  | 97,6                    | 104,9                                       | 74         | Other business activities                             |
| <b>L</b>   | <b>Javna uprava, obramba, socialno zavarov.</b> | 1986 | 1943  | 1895      | 97,8                   | 97,5                    | 100,4                                       | <b>L</b>   | <b>Public administ. &amp; defence; comp.soc.sec.</b>  |
| 75         | Javna uprava, obramba, socialno zavarov.        | 1986 | 1943  | 1895      | 97,8                   | 97,5                    | 100,4                                       | 75         | Public administ. & defence; comp.soc.sec.             |
| <b>M</b>   | <b>Izobraževanje</b>                            | 2021 | 2026  | 1944      | 100,2                  | 104,5                   | 105,5                                       | <b>M</b>   | <b>Education</b>                                      |
| 80         | Izobraževanje                                   | 2021 | 2026  | 1944      | 100,2                  | 104,5                   | 105,5                                       | 80         | Education   |
| <b>N</b>   | <b>Zdravstvo, socialno varstvo</b>              | 1802 | 1826  | 1771      | 101,3                  | 100,1                   | 101,7                                       | <b>N</b>   | <b>Health and social work</b>                         |
| 85         | Zdravstvo, socialno varstvo                     | 1802 | 1826  | 1771      | 101,3                  | 100,1                   | 101,7                                       | 85         | Health and social work                                |
| <b>O</b>   | <b>Dr.javne, skupne in osebne stor.</b>         | 1949 | 1958  | 1874      | 100,5                  | 97,6                    | 105,2                                       | <b>O</b>   | <b>Other social and personal services</b>             |
| 90         | Stor. javne higiene                             | 1446 | 1469  | 1348      | 101,6                  | 103,8                   | 109,4                                       | 90         | Refuse disposal, sanitation, etc.                     |
| 91         | Dej. združenj, organizacij                      | 2661 | 2935  | 2624      | 110,3                  | 106,8                   | 104,8                                       | 91         | Membership organisations nec.                         |
| 92         | Rekreacijske, kulturne, športne dej.            | 2137 | 2121  | 2066      | 99,3                   | 94,7                    | 103,6                                       | 92         | Recreational, cultural & sport.activities             |
| 93         | Dr. storitvene dej.                             | 1093 | 1068  | 1040      | 97,7                   | 99,7                    | 108,6                                       | 93         | Other service activities                              |

**Slika 8: Povprečne bruto plače na uro po področjih dejavnosti, Slovenija, november 2004**

Chart 8: Average gross earnings per hour by sections of activities, Slovenia, November 2004

SIT

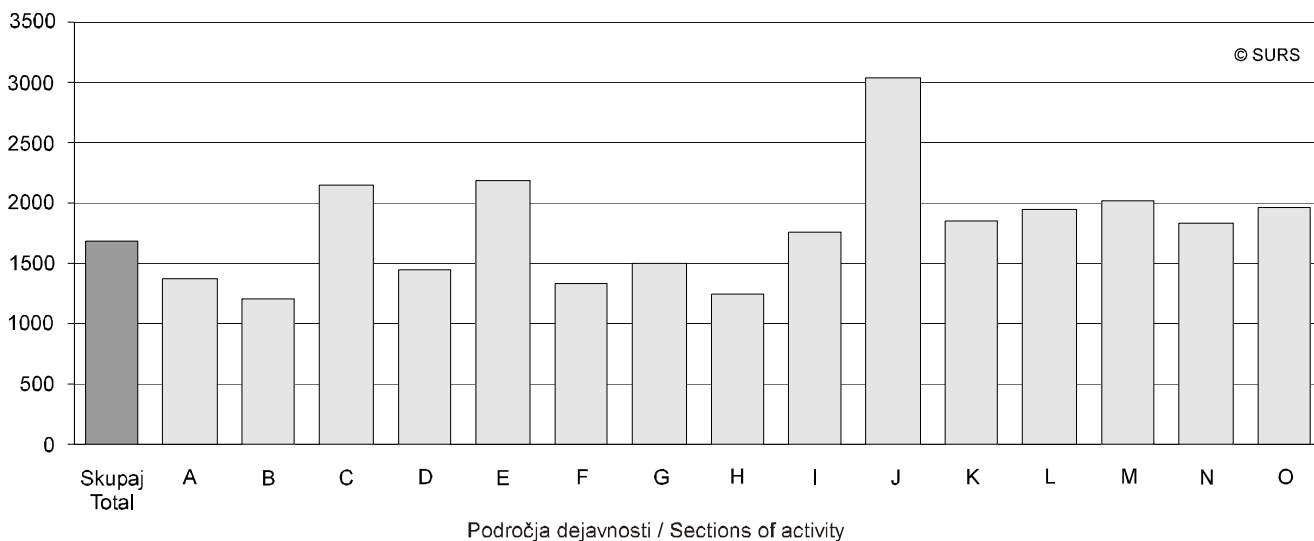
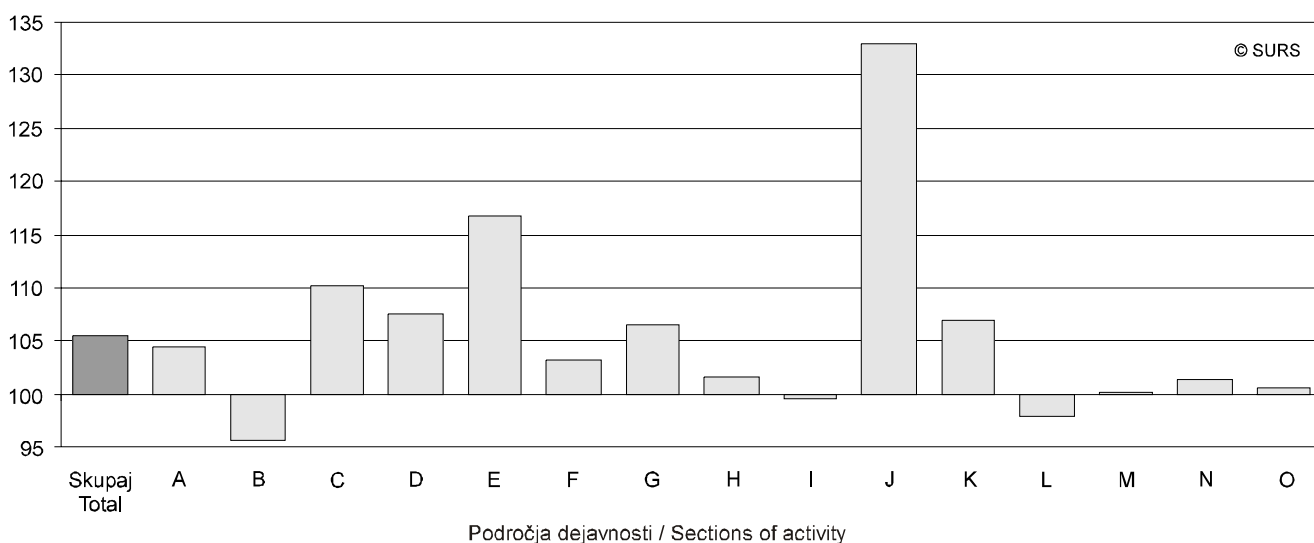
**Slika 9: Indeksi povprečnih bruto plač na uro po področjih dejavnosti, Slovenija, november 2004**

Chart 9: Indices of average gross earnings per hour by sections of activities, Slovenia, November 2004

Indeksi / Indices

(X 2004 = 100)



Skupaj  
A Kmetijstvo, lov, gozdarstvo  
B Ribištv  
C Rudarstvo  
D Predelovalne dejavnosti  
E Oskrba z elektriko, plinom, vodo  
F Gradbeništvo  
G Trgovina; popravila motornih vozil  
H Gostinstvo  
I Promet, skladiščenje, zveze  
J Finančno posredništvo  
K Nepremičnine, najem, poslovne storitve  
L Javna uprava, obramba, socialno zavarovanje  
M Izobraževanje  
N Zdravstvo, socialno varstvo  
O Druge javne, skupne in osebne storitve

Total  
Agriculture, Hunting and Forestry  
Fishing  
Mining and Quarrying  
Manufacturing  
Electricity, Gas and Water Supply  
Construction  
Wholesale, Retail; Certain Repair  
Hotels and Restaurants  
Transport, Storage and Communication  
Financial Intermediation  
Real Estate, Renting & Business Activities  
Public Administ. & Defence; Comp. Soc. Sec.  
Education  
Health and Social Work  
Other Social and Personal Services

#### 4.3 Povprečne neto plače na uro po dejavnostih, Slovenija, november 2004

Average net earnings per hour by activities, Slovenia, November 2004

| Dejavnosti                                     | SIT         |             |            | Indeksi / Indices      |                         |   | Activities                                    |
|--|-------------|-------------|------------|------------------------|-------------------------|---|---|
|  | X 04        | XI 04       | Ø I-XI 04  | $\frac{XI\ 04}{X\ 04}$ | $\frac{XI\ 04}{XI\ 03}$ | $\frac{\text{Ø I-XI 04}}{\text{Ø I-XI 03}}$ |   |
| <b>Skupaj</b>                                  | <b>1004</b> | <b>1048</b> | <b>969</b> | <b>104,4</b>           | <b>102,5</b>            | <b>105,7</b>                                | <b>Total</b>                                  |
| <b>A Kmetijstvo, lov, gozdarstvo</b>           | 859         | 893         | 827        | 104,0                  | 101,0                   | 104,6                                       | <b>A Agriculture, hunting and forestry</b>    |
| 01 Kmetijstvo, lov, storitve                   | 835         | 845         | 794        | 101,2                  | 101,7                   | 104,2                                       | 01 Agriculture, hunting and services          |
| 02 Gozdarstvo, storitve                        | 915         | 997         | 903        | 109,0                  | 98,1                    | 105,0                                       | 02 Forestry, logging and services             |
| <b>B Ribištvo</b>                              | 826         | 777         | 797        | 94,1                   | 100,4                   | 106,6                                       | <b>B Fishing</b>                              |
| 05 Ribištvo                                    | 826         | 777         | 797        | 94,1                   | 100,4                   | 106,6                                       | 05 Fishing, hatcheries and services           |
| <b>C Rudarstvo</b>                             | 1236        | 1347        | 1205       | 109,0                  | 109,8                   | 106,6                                       | <b>C Mining and quarrying</b>                 |
| CA Pri. energetskih surovin                    | 1301        | 1435        | 1267       | 110,3                  | 111,8                   | 107,0                                       | CA Mining & quarrying of energy materials     |
| 10 Pri. črnega, rjavega premoga, lignita, šote | 1306        | 1446        | 1273       | 110,7                  | 112,2                   | 107,2                                       | 10 Mining of coal & lignite; extrac. of peat  |
| 11 Pri. nafte, zemeljskega plina, stor.        | Z           | Z           | Z          | Z                      | Z                       | Z   | 11 Extraction of petroleum & gas & services   |
| 12 Pri. uranovih in torijevih rud              | Z           | Z           | Z          | Z                      | Z                       | Z   | 12 Mining of uranium and thorium ores         |
| CB Pri. rud in kamnin razen energetskih        | 992         | 1019        | 965        | 102,7                  | 103,9                   | 107,7                                       | CB Mining & quarrying, not energy materials   |
| 13 Pri. rud                                    | Z           | Z           | Z          | Z                      | Z                       | Z   | 13 Mining of metal ores                       |
| 14 Pri. dr. rudnin in kamnin                   | 991         | 1018        | 962        | 102,7                  | 104,0                   | 107,7                                       | 14 Other mining and quarrying                 |
| <b>D Predelovalne dejavnosti</b>               | 865         | 921         | 833        | 106,5                  | 104,2                   | 107,1                                       | <b>D Manufacturing</b>                        |
| DA Pro. hrane, pijač, tobačnih izd.            | 895         | 936         | 870        | 104,6                  | 100,2                   | 104,9                                       | DA Mfr. of food; beverages and tobacco        |
| 15 Pro. hrane, pijač, krmil                    | 891         | 933         | 866        | 104,7                  | 100,2                   | 105,0                                       | 15 Mfr. of food products and beverages        |
| 16 Pro. tobačnih izd.                          | Z           | Z           | Z          | Z                      | Z                       | Z   | 16 Manufacture of tobacco products            |
| DB Pro. tekstilij; tekstilnih, krznenih izd.   | 653         | 692         | 639        | 106,0                  | 103,4                   | 107,6                                       | DB Mfr. of textiles and textile products      |
| 17 Pro. tekstilij                              | 708         | 790         | 688        | 111,6                  | 104,4                   | 107,5                                       | 17 Manufacture of textiles                    |
| 18 Pro. oblačil; strojenje, dodelava krzna     | 592         | 583         | 582        | 98,5                   | 101,9                   | 107,2                                       | 18 Mfr. of wearing apparel; dress. of fur     |
| DC Pro. usnja, usnjenih izd.                   | 666         | 660         | 645        | 99,1                   | 99,8                    | 106,8                                       | DC Mfr. of leather and leather products       |
| 19 Pro. usnja, usnjenih izd.                   | 666         | 660         | 645        | 99,1                   | 99,8                    | 106,8                                       | 19 Leather tanning; mrf. of luggage, etc.     |
| DD Obdelava in predelava lesa                  | 740         | 739         | 705        | 99,9                   | 104,5                   | 107,5                                       | DD Manufacture of wood and wood products      |
| 20 Obdelava in predelava lesa                  | 740         | 739         | 705        | 99,9                   | 104,5                   | 107,5                                       | 20 Mfr. of wood and wood, cork, etc. goods    |
| DE Pro. vlaknin, papirja; založništvo, tiskar. | 982         | 1078        | 955        | 109,8                  | 101,5                   | 106,1                                       | DE Mfr. of paper; publishing and printing     |
| 21 Pro. vlaknin, papirja ter izd. iz njih      | 884         | 957         | 857        | 108,3                  | 95,4                    | 104,5                                       | 21 Mfr. of pulp, paper and paper products     |
| 22 Založništvo, tiskarstvo                     | 1058        | 1172        | 1031       | 110,8                  | 105,7                   | 107,1                                       | 22 Publishing, printing and recorded media    |
| DF Pro. koks, naftnih deriv., jedrskega goriva | 1077        | 1034        | 1012       | 96,0                   | 98,6                    | 109,4                                       | DF Mfr. of coke, petroleum prods.&nuc. fuel   |
| 23 Pro. koks, naftnih deriv., jedrskega goriva | 1077        | 1034        | 1012       | 96,0                   | 98,6                    | 109,4                                       | 23 Mfr. of coke, petroleum prods.&nuc. fuel   |
| DG Pro. kemikalij, kemičnih izd., umetnih vl.  | 1263        | 1609        | 1239       | 127,4                  | 101,5                   | 106,8                                       | DG Mfr. of chemicals, prod.&man-made fibres   |
| 24 Pro. kemikalij, kemičnih izd., umetnih vl.  | 1263        | 1609        | 1239       | 127,4                  | 101,5                   | 106,8                                       | 24 Mfr. of chemicals & chemical products      |
| DH Pro. izd. iz gume in plastičnih mas         | 859         | 875         | 830        | 101,9                  | 103,8                   | 107,2                                       | DH Mfr. of rubber and plastic products        |
| 25 Pro. izd. iz gume in plastičnih mas         | 859         | 875         | 830        | 101,9                  | 103,8                   | 107,2                                       | 25 Mfr. of rubber and plastic products        |
| DI Pro. dr. nekovinskih mineralnih izd.        | 851         | 889         | 809        | 104,5                  | 108,4                   | 107,3                                       | DI Mfr. of other non-metal.mineral products   |
| 26 Pro. dr. nekovinskih mineralnih izd.        | 851         | 889         | 809        | 104,5                  | 108,4                   | 107,3                                       | 26 Mfr. of other non-metal.mineral products   |
| DJ Pro. kovin in kovinskih izd.                | 884         | 944         | 839        | 106,8                  | 103,5                   | 106,6                                       | DJ Mfr. of basic metals & fabricated products |
| 27 Pro. kovin                                  | 996         | 949         | 891        | 95,3                   | 98,3                    | 107,0                                       | 27 Manufacture of basic metals                |
| 28 Pro. kovinskih izd.brez strojev, naprav     | 841         | 942         | 820        | 112,0                  | 105,6                   | 106,6                                       | 28 Mfr. of fabricated metal, not machines     |
| DK Pro. strojev in naprav                      | 882         | 924         | 852        | 104,8                  | 106,6                   | 108,7                                       | DK Mfr. of machinery and equipment nec.       |
| 29 Pro. strojev in naprav                      | 882         | 924         | 852        | 104,8                  | 106,6                   | 108,7                                       | 29 Mfr. of machinery and equipment nec.       |
| DL Pro. električne, optične opreme             | 869         | 894         | 837        | 102,9                  | 103,4                   | 105,9                                       | DL Mfr. of electrical and optical equipment   |
| 30 Pro. pisarniških strojev, računalnikov      | 1095        | 1140        | 1056       | 104,1                  | 103,5                   | 109,0                                       | 30 Mfr. of office machinery and computers     |
| 31 Pro. el. strojev, aparatov                  | 854         | 881         | 820        | 103,2                  | 101,6                   | 105,3                                       | 31 Mfr. of electric. machinery etc. nec.      |
| 32 Pro. RTV, komunikacijskih aparatov,opreme   | 912         | 932         | 873        | 102,2                  | 107,9                   | 107,9                                       | 32 Mfr. of radio, tv and equipment            |
| 33 Pro. medicin., finomehan., optičnih instr.  | 842         | 863         | 815        | 102,5                  | 103,1                   | 105,0                                       | 33 Mfr. of medical & precision instruments    |

## 4.3 Povprečne neto plače na uro po dejavnostih, Slovenija, november 2004 (nadaljevanje)

Average net earnings per hour by activities, Slovenia, November 2004 (continued)

| Dejavnosti  | SIT  |       |           | Indeksi / Indices |                |                        | Activities  |
|---|------|-------|-----------|-------------------|----------------|------------------------|---|
|   | X 04 | XI 04 | Ø I-XI 04 | XI 04<br>X 04     | XI 04<br>XI 03 | Ø I-XI 04<br>Ø I-XI 03 |   |
| DM Pro. vozil in plovil                           | 881  | 931   | 859       | 105,7             | 108,6          | 106,3                  | DM Manufacture of transport equipment                   |
| 34 Pro. mot. vozil, prikolic, polprikolic         | 878  | 951   | 865       | 108,3             | 111,5          | 106,3                  | 34 Mfr. of motor vehicles, trailers, etc.               |
| 35 Pro. dr. vozil, plovil                         | 891  | 871   | 841       | 97,8              | 100,5          | 105,8                  | 35 Mfr. of other transport equipment                    |
| DN Pro. pohištva, dr. pred. dej., reciklaža       | 763  | 758   | 713       | 99,3              | 107,2          | 107,5                  | DN Manufacturing nec.                                   |
| 36 Pro. pohištva, dr. predelovalne dej.           | 725  | 717   | 692       | 98,9              | 103,9          | 107,0                  | 36 Mfr. of furniture; manufacturing nec.                |
| 37 Reciklaža                                      | 1237 | 1258  | 982       | 101,7             | 135,6          | 110,6                  | 37 Recycling  |
| <b>E Oskrba z elektriko, plinom, vodo</b>         | 1158 | 1328  | 1103      | 114,7             | 101,6          | 106,6                  | <b>E Electricity, gas and water supply</b>              |
| 40 Oskrba z el., plinom, paro, toplo vodo         | 1217 | 1414  | 1153      | 116,2             | 100,4          | 106,7                  | 40 Electricity, gas, steam and hot water                |
| 41 Zbiranje, čiščenje, distribucija vode          | 1009 | 1109  | 976       | 109,9             | 106,7          | 106,8                  | 41 Collection, purification etc. of water               |
| <b>F Gradbeništvo</b>                             | 831  | 851   | 794       | 102,4             | 104,0          | 106,6                  | <b>F Construction</b>                                   |
| 45 Gradbeništvo                                   | 831  | 851   | 794       | 102,4             | 104,0          | 106,6                  | 45 Construction   |
| <b>G Trgovina; popravila mot. vozil</b>           | 897  | 943   | 867       | 105,1             | 102,6          | 106,5                  | <b>G Wholesale, retail; certain repair</b>              |
| 50 Poprav., trg. z mot. vozili, gorivi            | 999  | 1062  | 971       | 106,3             | 96,1           | 105,5                  | 50 Sale, repair etc. motors; fuel                       |
| 51 Posredništvo, trg. na debelo, brez vozil       | 1048 | 1116  | 1004      | 106,5             | 104,0          | 108,8                  | 51 Wholesale, commission, not motors                    |
| 52 Trg. na drobno brez mot. vozil; poprav. izd.   | 785  | 812   | 761       | 103,4             | 103,2          | 105,5                  | 52 Retail trade, not motors; repairs                    |
| <b>H Gostinstvo</b>                               | 789  | 797   | 762       | 101,0             | 98,9           | 105,2                  | <b>H Hotels and restaurants</b>                         |
| 55 Gostinstvo                                     | 789  | 797   | 762       | 101,0             | 98,9           | 105,2                  | 55 Hotels and restaurants                               |
| <b>I Promet, skladiščenje, zveze</b>              | 1104 | 1097  | 1043      | 99,4              | 98,5           | 106,5                  | <b>I Transport, storage and communication</b>           |
| 60 Kopenski promet, cevovodni transport           | 948  | 935   | 907       | 98,6              | 95,7           | 105,1                  | 60 Land transport; pipelines transport                  |
| 61 Vodni promet                                   | 1366 | 1315  | 1327      | 96,3              | 105,8          | 111,8                  | 61 Water transport                                      |
| 62 Zračni promet                                  | 2122 | 2037  | 1932      | 96,0              | 110,8          | 111,2                  | 62 Air transport  |
| 63 Pomožne prometne dej., turistične org.         | 1070 | 1063  | 1004      | 99,3              | 100,1          | 107,4                  | 63 Supporting transport; travel agencies                |
| 64 Pošta in telekomunikacije                      | 1233 | 1237  | 1173      | 100,3             | 97,5           | 106,1                  | 64 Post and telecommunications                          |
| <b>J Finančno posredništvo</b>                    | 1361 | 1694  | 1342      | 124,5             | 112,6          | 106,9                  | <b>J Financial intermediation</b>                       |
| 65 Fin. posred. brez zavarovalništva, skladov     | 1372 | 1790  | 1359      | 130,5             | 115,8          | 107,3                  | 65 Financial intermed., not insur., pens.fund.          |
| 66 Zavarovalništvo brez socialnega, skladi        | 1360 | 1557  | 1344      | 114,5             | 107,8          | 106,8                  | 66 Insurance, pension, not comp. soc. sec.              |
| 67 Pomožne dej. v fin. posred.                    | 1233 | 1270  | 1140      | 103,0             | 98,4           | 106,3                  | 67 Activities aux. to financial intermed.               |
| <b>K Nepremičnine, najem, poslovne stor.</b>      | 1050 | 1112  | 1025      | 105,9             | 98,5           | 105,0                  | <b>K Real estate, renting &amp; business activities</b> |
| 70 Poslovanje z nepremičninami                    | 1039 | 1200  | 989       | 115,5             | 117,0          | 109,9                  | 70 Real estate activities                               |
| 71 Dajanje strojev, opreme v najem                | 1022 | 903   | 862       | 88,4              | 110,7          | 106,3                  | 71 Renting equipment without operator                   |
| 72 Obdelava podatkov, s tem povezane dej.         | 1423 | 1439  | 1394      | 101,1             | 97,0           | 107,0                  | 72 Computer and related activities                      |
| 73 Raziskovanje in razvoj                         | 1469 | 1643  | 1442      | 111,8             | 101,2          | 104,4                  | 73 Research and development                             |
| 74 Druge poslovne dej.                            | 927  | 975   | 904       | 105,2             | 97,5           | 104,5                  | 74 Other business activities                            |
| <b>L Javna uprava, obramba, socialno zavarov.</b> | 1230 | 1200  | 1176      | 97,6              | 97,6           | 101,0                  | <b>L Public administ. &amp; defence; comp.soc.sec.</b>  |
| 75 Javna uprava, obramba, socialno zavarov.       | 1230 | 1200  | 1176      | 97,6              | 97,6           | 101,0                  | 75 Public administ. & defence; comp.soc.sec.            |
| <b>M Izobraževanje</b>                            | 1247 | 1251  | 1206      | 100,3             | 104,1          | 105,4                  | <b>M Education</b>                                      |
| 80 Izobraževanje                                  | 1247 | 1251  | 1206      | 100,3             | 104,1          | 105,4                  | 80 Education  |
| <b>N Zdravstvo, socialno varstvo</b>              | 1115 | 1127  | 1094      | 101,1             | 100,4          | 102,2                  | <b>N Health and social work</b>                         |
| 85 Zdravstvo, socialno varstvo                    | 1115 | 1127  | 1094      | 101,1             | 100,4          | 102,2                  | 85 Health and social work                               |
| <b>O Dr.javne, skupne in osebne stor.</b>         | 1187 | 1190  | 1144      | 100,3             | 98,1           | 105,3                  | <b>O Other social and personal services</b>             |
| 90 Stor. javne higijene                           | 932  | 942   | 872       | 101,1             | 104,0          | 109,1                  | 90 Refuse disposal, sanitation, etc.                    |
| 91 Dej. združenj, organizacij                     | 1541 | 1676  | 1518      | 108,8             | 106,1          | 105,1                  | 91 Membership organisations nec.                        |
| 92 Rekreatijske, kulturne, športne dej.           | 1288 | 1278  | 1248      | 99,2              | 95,5           | 103,8                  | 92 Recreational, cultural & sport.activities            |
| 93 Dr. storitvene dej.                            | 719  | 703   | 686       | 97,8              | 98,5           | 108,0                  | 93 Other service activities                             |

#### 4.4 Število in deleži zaposlenih oseb, ki so prejele plačo, po dejavnostih, Slovenija, november 2004

Number and share of persons in paid employment who received earnings by activities, Slovenia, November 2004

| Dejavnosti                                      | Število zaposlenih oseb, ki so prejele plačo<br>Number of persons in paid employment who received earnings |                                      |   | Delež zaposlenih oseb<br>Share of persons in paid employment |   | Activities                                   |
|---|--|--------------------------------------|---|--|---|--|
|   | skupaj<br>total  | za nadure<br>for<br>overtime<br>work | za<br>zaostala<br>izplačila<br>for<br>overdue<br>payments | %  |   |  |
|   |  |                                      |   | z<br>nadurami<br>with<br>overtime<br>work                    | z<br>zaostalimi<br>izplačili<br>with<br>overdue<br>payments |  |
| <b>Skupaj</b>                                   | <b>603307</b>  | <b>105429</b>                        | <b>87572</b>  | <b>17,5</b>  | <b>14,5</b>   | <b>Total</b>                                 |
| <b>A Kmetijstvo, lov, gozdarstvo</b>            | 5751   | 325                                  | 822   | 5,7  | 14,3  | <b>A Agriculture, hunting and forestry</b>   |
| 01 Kmetijstvo, lov, storitve                    | 3930   | 248                                  | 237   | 6,3  | 6,0   | 01 Agriculture, hunting and services         |
| 02 Gozdarstvo, storitve                         | 1821   | 77                                   | 585   | 4,2  | 32,1  | 02 Forestry, logging and services            |
| <b>B Ribištvo</b>                               | 112  | 16                                   | 30  | 14,3   | 26,8  | <b>B Fishing</b>                             |
| 05 Ribištvo                                     | 112  | 16                                   | 30  | 14,3   | 26,8  | 05 Fishing, hatcheries and services          |
| <b>C Rudarstvo</b>                              | 4104   | 1050                                 | 3157  | 25,6   | 76,9  | <b>C Mining and quarrying</b>                |
| CA Pri. energetskih surovin                     | 3232   | 881                                  | 3029  | 27,3   | 93,7  | CA Mining & quarrying of energy materials    |
| 10 Pri. črnega, rjavega premoga, lignita, šote  | 3129   | 843                                  | 3029  | 26,9   | 96,8  | 10 Mining of coal& lignite; extrac. of peat  |
| 11 Pri. nafte, zemeljskega plina, stor.         | Z  | Z                                    | Z   | Z  | Z   | 11 Extraction of petroleum & gas & services  |
| 12 Pri. uranovih in torijevih rud               | Z  | Z                                    | Z   | Z  | Z   | 12 Mining of uranium and thorium ores        |
| CB Pri. rud in kamnin razen energetskih         | 872  | 169                                  | 128   | 19,4   | 14,7  | CB Mining & quarrying, not energy materials  |
| 13 Pri. rud                                     | Z  | Z                                    | Z   | Z  | Z   | 13 Mining of metal ores                      |
| 14 Pri. dr. rudnin in kamnin                    | 871  | 169                                  | 128   | 19,4   | 14,7  | 14 Other mining and quarrying                |
| <b>D Predelovalne dejavnosti</b>                | 200278   | 44348                                | 36119   | 22,1   | 18,0  | <b>D Manufacturing</b>                       |
| DA Pro. hrane, pijač, tobakačnih izd.           | 16031  | 2402                                 | 2835  | 15,0   | 17,7  | DA Mfr. of food; beverages and tobacco       |
| 15 Pro. hrane, pijač, krmil                     | 15939  | 2399                                 | 2835  | 15,1   | 17,8  | 15 Mfr. of food products and beverages       |
| 16 Pro. tobakačnih izd.                         | Z  | Z                                    | Z   | Z  | Z   | 16 Manufacture of tobacco products           |
| DB Pro. tekstilij; tekstilnih, krznenih izd.    | 21061  | 1537                                 | 3639  | 7,3  | 17,3  | DB Mfr. of textiles and textile products     |
| 17 Pro. tekstilij                               | 11001  | 944                                  | 3095  | 8,6  | 28,1  | 17 Manufacture of textiles                   |
| 18 Pro. oblačil; strojenje, dodelava krzna      | 10060  | 593                                  | 544   | 5,9  | 5,4   | 18 Mfr. of wearing apparel; dress. of fur    |
| DC Pro. usnja, usnjenih izd.                    | 5522   | 1055                                 | 263   | 19,1   | 4,8   | DC Mfr. of leather and leather products      |
| 19 Pro. usnja, usnjenih izd.                    | 5522   | 1055                                 | 263   | 19,1   | 4,8   | 19 Leather tanning; mrf. of luggage, etc.    |
| DD Obdelava in predelava lesa                   | 8499   | 1877                                 | 87  | 22,1   | 1,0   | DD Manufacture of wood and wood products     |
| 20 Obdelava in predelava lesa                   | 8499   | 1877                                 | 87  | 22,1   | 1,0   | 20 Mfr. of wood and wood, cork, etc. goods   |
| DE Pro. vlaknin, papirja; založništvo, tiskar.  | 12219  | 2085                                 | 2457  | 17,1   | 20,1  | DE Mfr. of paper; publishing and printing    |
| 21 Pro. vlaknin, papirja ter izd. iz njih       | 5370   | 1005                                 | 645   | 18,7   | 12,0  | 21 Mfr. of pulp, paper and paper products    |
| 22 Založništvo, tiskarstvo                      | 6849   | 1080                                 | 1812  | 15,8   | 26,5  | 22 Publishing, printing and recorded media   |
| DF Pro. koksa, naftnih deriv., jedrskega goriva | 82   | 6                                    | -   | 7,3  | -   | DF Mfr. of coke, petroleum prods.&nuc. fuel  |
| 23 Pro. koksa, naftnih deriv., jedrskega goriva | 82   | 6                                    | -   | 7,3  | -   | 23 Mfr. of coke, petroleum prods.&nuc. fuel  |
| DG Pro. kemikalij, kemičnih izd., umetnih vl.   | 11962  | 2042                                 | 7010  | 17,1   | 58,6  | DG Mfr. of chemicals, prod.&man-made fibres  |
| 24 Pro. kemikalij, kemičnih izd., umetnih vl.   | 11962  | 2042                                 | 7010  | 17,1   | 58,6  | 24 Mfr. of chemicals & chemical products     |
| DH Pro. izd. iz gume in plastičnih mas          | 11287  | 2228                                 | 3315  | 19,7   | 29,4  | DH Mfr. of rubber and plastic products       |
| 25 Pro. izd. iz gume in plastičnih mas          | 11287  | 2228                                 | 3315  | 19,7   | 29,4  | 25 Mfr. of rubber and plastic products       |
| DI Pro. dr. nekovinskih mineralnih izd.         | 9413   | 2038                                 | 1518  | 21,7   | 16,1  | DI Mfr. of other non-metal.mineral products  |
| 26 Pro. dr. nekovinskih mineralnih izd.         | 9413   | 2038                                 | 1518  | 21,7   | 16,1  | 26 Mfr. of other non-metal.mineral products  |
| DJ Pro. kovin in kovinskih izd.                 | 30816  | 8310                                 | 5888  | 27,0   | 19,1  | DJ Mfr. of basic metals & fabricated roducts |
| 27 Pro. kovin                                   | 8475   | 2975                                 | 946   | 35,1   | 11,2  | 27 Manufacture of basic metals               |
| 28 Pro. kovinskih izd.brez strojev, naprav      | 22341  | 5335                                 | 4942  | 23,9   | 22,1  | 28 Mfr. of fabricated metal, not machines    |
| DK Pro. strojev in naprav                       | 23780  | 8322                                 | 3519  | 35,0   | 14,8  | DK Mfr. of machinery and equipment nec.      |
| 29 Pro. strojev in naprav                       | 23780  | 8322                                 | 3519  | 35,0   | 14,8  | 29 Mfr. of machinery and equipment nec.      |
| DL Pro. električne, optične opreme              | 26770  | 6339                                 | 3554  | 23,7   | 13,3  | DL Mfr. of electrical and optical equipment  |
| 30 Pro. pisarniških strojev, računalnikov       | 714  | 38                                   | 38  | 5,3  | 5,3   | 30 Mfr. of office machinery and computers    |
| 31 Pro. el. strojev, aparatov                   | 13356  | 3843                                 | 2769  | 28,8   | 20,7  | 31 Mfr. of electric. machinery etc. nec.     |
| 32 Pro. RTV, komunikacijskih aparatov,opreme    | 5517   | 1142                                 | 452   | 20,7   | 8,2   | 32 Mfr. of radio, tv and equipment           |
| 33 Pro. medicin., finomehan., optičnih instr.   | 7183   | 1316                                 | 295   | 18,3   | 4,1   | 33 Mfr. of medical & precision instruments   |

## 4.4 Število in deleži zaposlenih oseb, ki so prejele plačo, po dejavnostih, Slovenija, november 2004 (nadaljevanje)

Number and share of persons in paid employment who received earnings by activities, Slovenia, November 2004 (continued)

| Dejavnosti  | Število zaposlenih oseb, ki so prejele plačo<br>Number of persons in paid employment who received earnings |                                      |   | Delež zaposlenih oseb<br>Share of persons in paid employment |   | Activities  |
|---|--|--------------------------------------|---|--|---|---|
|   | skupaj<br>total  | za nadure<br>for<br>overtime<br>work | za<br>zaostala<br>izplačila<br>for<br>overdue<br>payments | %  |   |   |
|   |  |                                      |   | z<br>nadurami<br>with<br>overtime<br>work                    | z<br>zaostalimi<br>izplačili<br>with<br>overdue<br>payments |   |
| DM Pro. vozil in plovil                           | 10635  | 2428                                 | 1280  | 22,8   | 12,0  | DM Manufacture of transport equipment                   |
| 34 Pro. mot. vozil, prikolic, polprikolic         | 8069   | 1855                                 | 1274  | 23,0   | 15,8  | 34 Mfr. of motor vehicles, trailers, etc.               |
| 35 Pro. dr. vozil, plovil                         | 2566   | 573                                  | 6   | 22,3   | 0,2   | 35 Mfr. of other transport equipment                    |
| DN Pro. pohišta, dr. pred. dej., reciklaža        | 12201  | 3679                                 | 754   | 30,2   | 6,2   | DN Manufacturing nec.                                   |
| 36 Pro. pohišta, dr. predelovalne dej.            | 11268  | 3585                                 | 240   | 31,8   | 2,1   | 36 Mfr. of furniture; manufacturing nec.                |
| 37 Reciklaža                                      | 933  | 94                                   | 514   | 10,1   | 55,1  | 37 Recycling  |
| <b>E Oskrba z elektriko, plinom, vodo</b>         | 10573  | 2999                                 | 3832  | 28,4   | 36,2  | <b>E Electricity, gas and water supply</b>              |
| 40 Oskrba z el., plinom, paro, toplo vodo         | 7531   | 2404                                 | 2978  | 31,9   | 39,5  | 40 Electricity, gas, steam and hot water                |
| 41 Zbiranje, čiščenje, distribucija vode          | 3042   | 595                                  | 854   | 19,6   | 28,1  | 41 Collection, purification etc. of water               |
| <b>F Gradbeništvo</b>                             | 34055  | 8570                                 | 2830  | 25,2   | 8,3   | <b>F Construction</b>                                   |
| 45 Gradbeništvo                                   | 34055  | 8570                                 | 2830  | 25,2   | 8,3   | 45 Construction   |
| <b>G Trgovina; popravila mot. vozil</b>           | 75874  | 13203                                | 9915  | 17,4   | 13,1  | <b>G Wholesale, retail; certain repair</b>              |
| 50 Poprav., trg. z mot. vozili, gorivi            | 9732   | 950                                  | 2055  | 9,8  | 21,1  | 50 Sale, repair etc. motors; fuel                       |
| 51 Posredništvo, trg. na debelo, brez vozil       | 24715  | 2011                                 | 3173  | 8,1  | 12,8  | 51 Wholesale, commission, not motors                    |
| 52 Trg. na drobno brez mot. vozil; poprav. izd.   | 41427  | 10242                                | 4687  | 24,7   | 11,3  | 52 Retail trade, not motors; repairs                    |
| <b>H Gostinstvo</b>                               | 15012  | 949                                  | 1272  | 6,3  | 8,5   | <b>H Hotels and restaurants</b>                         |
| 55 Gostinstvo                                     | 15012  | 949                                  | 1272  | 6,3  | 8,5   | 55 Hotels and restaurants                               |
| <b>I Promet, skladiščenje, zveze</b>              | 33713  | 2760                                 | 2617  | 8,2  | 7,8   | <b>I Transport, storage and communication</b>           |
| 60 Kopenski promet, cevovodni transport           | 10273  | 1272                                 | 479   | 12,4   | 4,7   | 60 Land transport; pipelines transport                  |
| 61 Vodni promet                                   | 139  | 7                                    | -   | 5,0  | -   | 61 Water transport                                      |
| 62 Zračni promet                                  | 584  | 127                                  | -   | 21,7   | -   | 62 Air transport  |
| 63 Pomožne prometne dej., turistične org.         | 12243  | 685                                  | 1026  | 5,6  | 8,4   | 63 Supporting transport; travel agencies                |
| 64 Pošta in telekomunikacije                      | 10474  | 669                                  | 1112  | 6,4  | 10,6  | 64 Post and telecommunications                          |
| <b>J Finančno posredništvo</b>                    | 19513  | 1167                                 | 10105   | 6,0  | 51,8  | <b>J Financial intermediation</b>                       |
| 65 Fin. posred. brez zavarovalništva, skladov     | 12876  | 997                                  | 8110  | 7,7  | 63,0  | 65 Financial intermed., not insur., pens. fund.         |
| 66 Zavarovalništvo brez socialnega, skladi        | 5441   | 139                                  | 1764  | 2,6  | 32,4  | 66 Insurance, pension, not comp. soc. sec.              |
| 67 Pomožne dej. v fin. posred.                    | 1196   | 31                                   | 231   | 2,6  | 19,3  | 67 Activities aux. to financial intermed.               |
| <b>K Nepremičnine, najem, poslovne stor.</b>      | 42336  | 5183                                 | 7086  | 12,2   | 16,7  | <b>K Real estate, renting &amp; business activities</b> |
| 70 Poslovanje z nepremičninami                    | 1798   | 164                                  | 437   | 9,1  | 24,3  | 70 Real estate activities                               |
| 71 Dajanje strojev, opreme v najem                | 70   | 2                                    | -   | 2,9  | -   | 71 Renting equipment without operator                   |
| 72 Obdelava podatkov, s tem povezane dej.         | 5238   | 224                                  | 303   | 4,3  | 5,8   | 72 Computer and related activities                      |
| 73 Raziskovanje in razvoj                         | 4434   | 467                                  | 1648  | 10,5   | 37,2  | 73 Research and development                             |
| 74 Druge poslovne dej.                            | 30796  | 4326                                 | 4698  | 14,0   | 15,3  | 74 Other business activities                            |
| <b>L Javna uprava, obramba, socialno zavarov.</b> | 48877  | 8567                                 | 1389  | 17,5   | 2,8   | <b>L Public administ. &amp; defence; comp.soc.sec.</b>  |
| 75 Javna uprava, obramba, socialno zavarov.       | 48877  | 8567                                 | 1389  | 17,5   | 2,8   | 75 Public administ. & defence; comp.soc.sec.            |
| <b>M Izobraževanje</b>                            | 54774  | 3164                                 | 2590  | 5,8  | 4,7   | <b>M Education</b>                                      |
| 80 Izobraževanje                                  | 54774  | 3164                                 | 2590  | 5,8  | 4,7   | 80 Education  |
| <b>N Zdravstvo, socialno varstvo</b>              | 42469  | 11520                                | 4401  | 27,1   | 10,4  | <b>N Health and social work</b>                         |
| 85 Zdravstvo, socialno varstvo                    | 42469  | 11520                                | 4401  | 27,1   | 10,4  | 85 Health and social work                               |
| <b>O Dr.javne, skupne in osebne stor.</b>         | 15866  | 1608                                 | 1407  | 10,1   | 8,9   | <b>O Other social and personal services</b>             |
| 90 Stor. javne higiene                            | 2967   | 792                                  | 515   | 26,7   | 17,4  | 90 Refuse disposal, sanitation, etc.                    |
| 91 Dej. združenj, organizacij                     | 1100   | 29                                   | 211   | 2,6  | 19,2  | 91 Membership organisations nec.                        |
| 92 Rekreatijske, kulturne, športne dej.           | 10359  | 515                                  | 664   | 5,0  | 6,4   | 92 Recreational, cultural & sport activities            |
| 93 Dr. storitvene dej.                            | 1440   | 272                                  | 17  | 18,9   | 1,2   | 93 Other service activities                             |



**4.5 Povprečne bruto plače za naduro po dejavnostih, Slovenija, november 2004**  
Average gross earnings for overtime work by activities, Slovenia, November 2004

| Dejavnosti                                     | SIT               |  |   |   | Delež (plača = 100 %)<br>Share (earnings = 100%)   |   | Activities                                    |
|--|-------------------|--|---|---|--|---|---|
|  | plače<br>earnings | plače brez nadur<br>earnings without overtime work | plače za nadure <sup>1)</sup><br>earnings for overtime work <sup>1)</sup> | plače za nadure <sup>2)</sup><br>earnings for overtime work <sup>2)</sup> | %  |   |   |
|  |                   |  |   |   | plače brez nadur<br>earnings without overtime work | plače za nadure <sup>1)</sup><br>earnings for overtime work <sup>1)</sup> |   |
| Skupaj   | 1688              | 1660   | 28  | 1736  | 98,3   | 1,7   | Total   |
| <b>A Kmetijstvo, lov, gozdarstvo</b>           | 1373              | 1367   | 6   | 1182  | 99,6   | 0,4   | <b>A Agriculture, hunting and forestry</b>    |
| 01 Kmetijstvo, lov, storitve                   | 1289              | 1283   | 6   | 1168  | 99,5   | 0,5   | 01 Agriculture, hunting and services          |
| 02 Gozdarstvo, storitve                        | 1554              | 1550   | 4   | 1235  | 99,7   | 0,3   | 02 Forestry, logging and services             |
| <b>B Ribišstvo</b>                             | 1211              | 1193   | 18  | 1133  | 98,5   | 1,5   | <b>B Fishing</b>                              |
| 05 Ribišstvo                                   | 1211              | 1193   | 18  | 1133  | 98,5   | 1,5   | 05 Fishing, hatcheries and services           |
| <b>C Rudarstvo</b>                             | 2148              | 2103   | 45  | 2340  | 97,9   | 2,1   | <b>C Mining and quarrying</b>                 |
| CA Pri. energetskih surovin                    | 2287              | 2238   | 49  | 2549  | 97,9   | 2,1   | CA Mining & quarrying of energy materials     |
| 10 Pri. črnega, rjavega premoga, lignita, šote | 2305              | 2256   | 49  | 2615  | 97,9   | 2,1   | 10 Mining of coal& lignite; extrac. of peat   |
| 11 Pri. nafte, zemeljskega plina, stor.        | Z                 | Z  | Z   | Z   | Z  | Z   | 11 Extraction of petroleum & gas & services   |
| 12 Pri. uranovih in torijevih rud              | Z                 | Z  | Z   | Z   | Z  | Z   | 12 Mining of uranium and thorium ores         |
| CB Pri. rud in kamnin razen energetskih        | 1630              | 1602   | 28  | 1535  | 98,3   | 1,7   | CB Mining & quarrying, not energy materials   |
| 13 Pri. rud                                    | Z                 | Z  | Z   | Z   | Z  | Z   | 13 Mining of metal ores                       |
| 14 Pri. dr. rudnin in kamnin                   | 1627              | 1599   | 28  | 1535  | 98,3   | 1,7   | 14 Other mining and quarrying                 |
| <b>D Predelovalne dejavnosti</b>               | 1449              | 1421   | 28  | 1394  | 98,1   | 1,9   | <b>D Manufacturing</b>                        |
| DA Pro. hrane, pijač, tobaka izd.              | 1476              | 1458   | 18  | 1324  | 98,8   | 1,2   | DA Mfr. of food; beverages and tobacco        |
| 15 Pro. hrane, pijač, krmil                    | 1470              | 1452   | 18  | 1324  | 98,8   | 1,2   | 15 Mfr. of food products and beverages        |
| 16 Pro. tobaka izd.                            | Z                 | Z  | Z   | Z   | Z  | Z   | 16 Manufacture of tobacco products            |
| DB Pro. tekstilij; tekstilnih, krznenih izd.   | 1047              | 1039   | 8   | 1136  | 99,2   | 0,8   | DB Mfr. of textiles and textile products      |
| 17 Pro. tekstilij                              | 1202              | 1191   | 11  | 1308  | 99,1   | 0,9   | 17 Manufacture of textiles                    |
| 18 Pro. oblačil; strojenje, dodelava krzna     | 875               | 869  | 6   | 900   | 99,3   | 0,7   | 18 Mfr. of wearing apparel; dress. of fur     |
| DC Pro. usnja, usnjenih izd.                   | 1000              | 982  | 18  | 938   | 98,2   | 1,8   | DC Mfr. of leather and leather products       |
| 19 Pro. usnja, usnjenih izd.                   | 1000              | 982  | 18  | 938   | 98,2   | 1,8   | 19 Leather tanning; mrf. of luggage, etc.     |
| DD Obdelava in predelava lesa                  | 1118              | 1095   | 23  | 1162  | 97,9   | 2,1   | DD Manufacture of wood and wood products      |
| 20 Obdelava in predelava lesa                  | 1118              | 1095   | 23  | 1162  | 97,9   | 2,1   | 20 Mfr. of wood and wood, cork, etc. goods    |
| DE Pro. vlaknin, papirja; založništvo, tiskar. | 1750              | 1723   | 27  | 1687  | 98,5   | 1,5   | DE Mfr. of paper; publishing and printing     |
| 21 Pro. vlaknin, papirja ter izd. iz njih      | 1503              | 1480   | 23  | 1375  | 98,5   | 1,5   | 21 Mfr. of pulp, paper and paper products     |
| 22 Založništvo, tiskarstvo                     | 1941              | 1911   | 30  | 1946  | 98,5   | 1,5   | 22 Publishing, printing and recorded media    |
| DF Pro. koks, naftnih deriv., jedrskega goriva | 1660              | 1653   | 7   | 1215  | 99,6   | 0,4   | DF Mfr. of coke, petroleum prods.&nuc. fuel   |
| 23 Pro. koks, naftnih deriv., jedrskega goriva | 1660              | 1653   | 7   | 1215  | 99,6   | 0,4   | 23 Mfr. of coke, petroleum prods.&nuc. fuel   |
| DG Pro. kemikalij, kemičnih izd., umetnih vl.  | 2771              | 2736   | 35  | 2428  | 98,7   | 1,3   | DG Mfr. of chemicals, prod.&man-made fibres   |
| 24 Pro. kemikalij, kemičnih izd., umetnih vl.  | 2771              | 2736   | 35  | 2428  | 98,7   | 1,3   | 24 Mfr. of chemicals & chemical products      |
| DH Pro. izd. iz gume in plastičnih mas         | 1349              | 1323   | 26  | 1378  | 98,1   | 1,9   | DH Mfr. of rubber and plastic products        |
| 25 Pro. izd. iz gume in plastičnih mas         | 1349              | 1323   | 26  | 1378  | 98,1   | 1,9   | 25 Mfr. of rubber and plastic products        |
| DI Pro. dr. nekovinskih mineralnih izd.        | 1390              | 1366   | 24  | 1222  | 98,3   | 1,7   | DI Mfr. of other non-metal.mineral products   |
| 26 Pro. dr. nekovinskih mineralnih izd         | 1390              | 1366   | 24  | 1222  | 98,3   | 1,7   | 26 Mfr. of other non-metal.mineral products   |
| DJ Pro. kovin in kovinskih izd.                | 1472              | 1439   | 33  | 1406  | 97,8   | 2,2   | DJ Mfr. of basic metals & fabricated products |
| 27 Pro. kovin                                  | 1470              | 1433   | 37  | 1362  | 97,5   | 2,5   | 27 Manufacture of basic metals                |
| 28 Pro. kovinskih izd.brez strojev, naprav     | 1472              | 1441   | 31  | 1427  | 97,9   | 2,1   | 28 Mfr. of fabricated metal, not machines     |
| DK Pro. strojev in naprav                      | 1435              | 1386   | 49  | 1419  | 96,6   | 3,4   | DK Mfr. of machinery and equipment nec.       |
| 29 Pro. strojev in naprav                      | 1435              | 1386   | 49  | 1419  | 96,6   | 3,4   | 29 Mfr. of machinery and equipment nec.       |
| DL Pro. električne, optične opreme             | 1395              | 1368   | 27  | 1336  | 98,1   | 1,9   | DL Mfr. of electrical and optical equipment   |
| 30 Pro. pisarniških strojev, računalnikov      | 1856              | 1846   | 10  | 1902  | 99,5   | 0,5   | 30 Mfr. of office machinery and computers     |

1) Masa bruto plač za nadure / število vseh plačanih ur.  
Mass of gross earnings for overtime work / number of all hours paid for.

2) Masa bruto plač za nadure / število plačanih nadur.  
Mass of gross earnings for overtime work / number of hours of overtime work paid for.

#### 4.5 Povprečne bruto plače za naduro po dejavnostih, Slovenija, november 2004 (nadaljevanje)

Average gross earnings for overtime work by activities, Slovenia, November 2004 (continued)

| Dejavnosti | SIT   |  |   |   | Delež (plača = 100 %)<br>Share (earnings = 100 %)  |   | Activities |          |   |
|------------|---|--|---|---|--|---|------------|----------|---|
|            | plače<br>earnings                               | plače brez nadur<br>earnings without overtime work | plače za nadure <sup>1)</sup><br>earnings for overtime work <sup>1)</sup> | plače za nadure <sup>2)</sup><br>earnings for overtime work <sup>2)</sup> | %  |   |            |          |   |
|            |   |  |   |   | plače brez nadur<br>earnings without overtime work | plače za nadure <sup>1)</sup><br>earnings for overtime work <sup>1)</sup> |            |          |   |
| 31         | Pro. el. strojev, aparatov                      | 1365   | 1331  | 34  | 1385   | 97,5  | 2,5        | 31       | Mfr. of electric. machinery etc. nec.                 |
| 32         | Pro. RTV, komunikacijskih aparatov, opreme      | 1481   | 1459  | 22  | 1204   | 98,5  | 1,5        | 32       | Mfr. of radio, tv and equipment                       |
| 33         | Pro. medicin., finomehan., optičnih instr.      | 1336   | 1318  | 18  | 1293   | 98,7  | 1,3        | 33       | Mfr. of medical & precision instruments               |
| DM         | Pro. vozil in plovil                            | 1444   | 1417  | 27  | 1287   | 98,1  | 1,9        | DM       | Manufacture of transport equipment                    |
| 34         | Pro. mot. vozil, prikolic, polprikolic          | 1482   | 1455  | 27  | 1285   | 98,2  | 1,8        | 34       | Mfr. of motor vehicles, trailers, etc.                |
| 35         | Pro. dr. vozil, plovil                          | 1326   | 1300  | 26  | 1291   | 98,0  | 2,0        | 35       | Mfr. of other transport equipment                     |
| DN         | Pro. povišča, dr. pred. dej., reciklaža         | 1163   | 1129  | 34  | 1281   | 97,1  | 2,9        | DN       | Manufacturing nec.                                    |
| 36         | Pro. povišča, dr. predelovalne dej.             | 1093   | 1057  | 36  | 1280   | 96,7  | 3,3        | 36       | Mfr. of furniture; manufacturing nec.                 |
| 37         | Reciklaža                                       | 2014   | 2003  | 11  | 1320   | 99,5  | 0,5        | 37       | Recycling   |
| <b>E</b>   | <b>Oskrba z elektriko, plinom, vodo</b>         | 2181   | 2139  | 42  | 1907   | 98,1  | 1,9        | <b>E</b> | <b>Electricity, gas and water supply</b>              |
| 40         | Oskrba z el., plinom, paro, toplo vodo          | 2344   | 2295  | 49  | 2017   | 97,9  | 2,1        | 40       | Electricity, gas, steam and hot water                 |
| 41         | Zbiranje, čiščenje, distribucija vode           | 1761   | 1739  | 22  | 1452   | 98,8  | 1,2        | 41       | Collection, purification etc. of water                |
| <b>F</b>   | <b>Gradbeništvo</b>                             | 1328   | 1288  | 40  | 1230   | 97,0  | 3,0        | <b>F</b> | <b>Construction</b>                                   |
| 45         | Gradbeništvo                                    | 1328   | 1288  | 40  | 1230   | 97,0  | 3,0        | 45       | Construction  |
| <b>G</b>   | <b>Trgovina; popravila mot. vozil</b>           | 1506   | 1488  | 18  | 1293   | 98,8  | 1,2        | <b>G</b> | <b>Wholesale, retail; certain repair</b>              |
| 50         | Poprav., trg. z mot. vozili, gorivi             | 1726   | 1715  | 11  | 1539   | 99,4  | 0,6        | 50       | Sale, repair etc. motors; fuel                        |
| 51         | Posredništvo, trg. na debelo, brez vozil        | 1845   | 1834  | 11  | 1499   | 99,4  | 0,6        | 51       | Wholesale, commission, not motors                     |
| 52         | Trg. na drobno brez mot. vozil; poprav. izd.    | 1252   | 1227  | 25  | 1228   | 98,0  | 2,0        | 52       | Retail trade, not motors; repairs                     |
| <b>H</b>   | <b>Gostinstvo</b>                               | 1234   | 1227  | 7   | 1279   | 99,4  | 0,6        | <b>H</b> | <b>Hotels and restaurants</b>                         |
| 55         | Gostinstvo                                      | 1234   | 1227  | 7   | 1279   | 99,4  | 0,6        | 55       | Hotels and restaurants                                |
| <b>I</b>   | <b>Promet, skladiščenje, zveze</b>              | 1759   | 1746  | 13  | 1796   | 99,3  | 0,7        | <b>I</b> | <b>Transport, storage and communication</b>           |
| 60         | Kopenski promet, cevovodni transport            | 1456   | 1435  | 21  | 1548   | 98,6  | 1,4        | 60       | Land transport; pipelines transport                   |
| 61         | Vodni promet                                    | 2253   | 2246  | 7   | 1371   | 99,7  | 0,3        | 61       | Water transport                                       |
| 62         | Zračni promet                                   | 3761   | 3679  | 82  | 2538   | 97,8  | 2,2        | 62       | Air transport   |
| 63         | Pomožne prometne dej., turistične org.          | 1673   | 1665  | 8   | 1778   | 99,5  | 0,5        | 63       | Supporting transport; travel agencies                 |
| 64         | Pošta in telekomunikacije                       | 2033   | 2024  | 9   | 2378   | 99,6  | 0,4        | 64       | Post and telecommunications                           |
| <b>J</b>   | <b>Finančno posredništvo</b>                    | 3045   | 3036  | 9   | 2131   | 99,7  | 0,3        | <b>J</b> | <b>Financial intermediation</b>                       |
| 65         | Fin. posred. brez zavarovalništva, skladov      | 3271   | 3260  | 11  | 2071   | 99,7  | 0,3        | 65       | Financial intermed., not insur., pens.fund.           |
| 66         | Zavarovalništvo brez socialnega, skladi         | 2696   | 2690  | 6   | 2336   | 99,8  | 0,2        | 66       | Insurance, pension, not comp.soc. sec.                |
| 67         | Pomožne dej. v fin. posred.                     | 2157   | 2151  | 6   | 2596   | 99,7  | 0,3        | 67       | Activities aux. to financial intermed.                |
| <b>K</b>   | <b>Nepremičnine, najem, poslovne stor.</b>      | 1848   | 1831  | 17  | 1442   | 99,1  | 0,9        | <b>K</b> | <b>Real estate, renting &amp; business activities</b> |
| 70         | Poslovanje z nepremičninami                     | 1990   | 1978  | 12  | 1625   | 99,4  | 0,6        | 70       | Real estate activities                                |
| 71         | Dajanje strojev, opreme v najem                 | 1426   | 1421  | 5   | 1430   | 99,6  | 0,4        | 71       | Renting equipment without operator                    |
| 72         | Obdelava podatkov, s tem povezane dej.          | 2468   | 2459  | 9   | 2973   | 99,6  | 0,4        | 72       | Computer and related activities                       |
| 73         | Raziskovanje in razvoj                          | 2829   | 2789  | 40  | 3292   | 98,6  | 1,4        | 73       | Research and development                              |
| 74         | Druge poslovne dej.                             | 1594   | 1578  | 16  | 1146   | 99,0  | 1,0        | 74       | Other business activities                             |
| <b>L</b>   | <b>Javna uprava, obramba, socialno zavarov.</b> | 1943   | 1917  | 26  | 2593   | 98,7  | 1,3        | <b>L</b> | <b>Public administ. &amp; defence; comp.soc.sec.</b>  |
| 75         | Javna uprava, obramba, socialno zavarov.        | 1943   | 1917  | 26  | 2593   | 98,7  | 1,3        | 75       | Public administ. & defence; comp.soc.sec.             |
| <b>M</b>   | <b>Izobraževanje</b>                            | 2026   | 2006  | 20  | 4849   | 99,0  | 1,0        | <b>M</b> | <b>Education</b>                                      |
| 80         | Izobraževanje                                   | 2026   | 2006  | 20  | 4849   | 99,0  | 1,0        | 80       | Education   |
| <b>N</b>   | <b>Zdravstvo, socialno varstvo</b>              | 1826   | 1739  | 87  | 2826   | 95,2  | 4,8        | <b>N</b> | <b>Health and social work</b>                         |
| 85         | Zdravstvo, socialno varstvo                     | 1826   | 1739  | 87  | 2826   | 95,2  | 4,8        | 85       | Health and social work                                |
| <b>O</b>   | <b>Dr.javne, skupne in osebne stor.</b>         | 1958   | 1945  | 13  | 1580   | 99,3  | 0,7        | <b>O</b> | <b>Other social and personal services</b>             |
| 90         | Stor. javne higijene                            | 1469   | 1445  | 24  | 1318   | 98,4  | 1,6        | 90       | Refuse disposal, sanitation, etc.                     |
| 91         | Dej. združenj, organizacij                      | 2935   | 2928  | 7   | 2735   | 99,8  | 0,2        | 91       | Membership organisations nec.                         |
| 92         | Rekreacijske, kulturne, športne dej.            | 2121   | 2111  | 10  | 1973   | 99,5  | 0,5        | 92       | Recreational, cultural & sport.activities             |
| 93         | Dr. storitvene dej.                             | 1068   | 1046  | 22  | 1248   | 97,9  | 2,1        | 93       | Other service activities                              |

#### 4.6 Povprečne bruto in neto plače na uro po upravnih enotah, Slovenija, november 2004

Average gross and net earnings per hour by administrative units, Slovenia, November 2004

| Upravne enote<br>Administrative units | Bruto plače / Gross earnings |             |                        | Neto plače / Net earnings |            |                        |
|---------------------------------------|------------------------------|-------------|------------------------|---------------------------|------------|------------------------|
|                                       | SIT                          |             | indeksi / indices      | SIT                       |            | indeksi / indices      |
|                                       | XI 04                        | Ø I-XI 04   | $\frac{XI\ 04}{X\ 04}$ | XI 04                     | Ø I-XI 04  | $\frac{XI\ 04}{X\ 04}$ |
| <b>Slovenija / Slovenia</b>           | <b>1688</b>                  | <b>1543</b> | <b>105,4</b>           | <b>1048</b>               | <b>969</b> | <b>104,4</b>           |
| Ajdovščina                            | 1471                         | 1391        | 100,3                  | 947                       | 903        | 100,0                  |
| Brežice                               | 1460                         | 1386        | 101,4                  | 939                       | 894        | 101,0                  |
| Celje                                 | 1660                         | 1532        | 105,7                  | 1040                      | 967        | 105,1                  |
| Cerkljano                             | 1342                         | 1297        | 99,8                   | 865                       | 840        | 99,3                   |
| Črnomelj                              | 1272                         | 1219        | 100,6                  | 835                       | 802        | 100,4                  |
| Domžale                               | 1669                         | 1440        | 112,1                  | 1045                      | 914        | 110,3                  |
| Dravograd                             | 1561                         | 1351        | 113,7                  | 995                       | 870        | 112,3                  |
| Gornja Radgona                        | 1352                         | 1310        | 99,2                   | 870                       | 847        | 98,8                   |
| Grosuplje                             | 1521                         | 1403        | 104,2                  | 970                       | 898        | 104,1                  |
| Hrastnik                              | 1335                         | 1275        | 100,4                  | 855                       | 818        | 100,7                  |
| Idrija                                | 1567                         | 1394        | 109,6                  | 1006                      | 900        | 109,1                  |
| Ilirska Bistrica                      | 1417                         | 1317        | 102,0                  | 920                       | 856        | 102,2                  |
| Izola/Isola                           | 1646                         | 1472        | 108,1                  | 1029                      | 928        | 107,2                  |
| Jesenice                              | 1505                         | 1454        | 99,9                   | 955                       | 926        | 99,9                   |
| Kamnik                                | 1443                         | 1319        | 104,6                  | 925                       | 855        | 103,7                  |
| Kočevo                                | 1298                         | 1242        | 99,8                   | 841                       | 808        | 99,2                   |
| Koper/Capodistria                     | 1775                         | 1624        | 105,2                  | 1093                      | 1009       | 104,2                  |
| Kranj                                 | 1697                         | 1597        | 103,6                  | 1060                      | 1003       | 103,0                  |
| Krško                                 | 1612                         | 1449        | 107,5                  | 1019                      | 923        | 106,7                  |
| Laško                                 | 1461                         | 1418        | 99,2                   | 936                       | 910        | 99,0                   |
| Lenart                                | 1629                         | 1321        | 121,5                  | 1043                      | 862        | 118,8                  |
| Lendava/Lendva                        | 1415                         | 1311        | 103,9                  | 909                       | 853        | 102,8                  |
| Litija                                | 1308                         | 1271        | 98,9                   | 848                       | 825        | 98,9                   |
| Ljubljana                             | 2059                         | 1865        | 106,6                  | 1227                      | 1131       | 104,7                  |
| Ljutomer                              | 1389                         | 1267        | 106,4                  | 894                       | 828        | 104,7                  |
| Logatec                               | 1354                         | 1293        | 99,3                   | 877                       | 841        | 99,4                   |
| Maribor                               | 1614                         | 1501        | 103,1                  | 1012                      | 946        | 102,8                  |
| Metlika                               | 1213                         | 1158        | 100,7                  | 793                       | 760        | 100,4                  |
| Mozirje                               | 1303                         | 1216        | 104,7                  | 852                       | 800        | 104,2                  |
| Murska Sobota                         | 1344                         | 1279        | 101,8                  | 858                       | 827        | 100,7                  |
| Nova Gorica                           | 1741                         | 1629        | 102,2                  | 1081                      | 1020       | 101,4                  |
| Novo mesto                            | 1848                         | 1600        | 113,3                  | 1142                      | 1002       | 111,7                  |
| Ormož                                 | 1248                         | 1174        | 101,3                  | 811                       | 767        | 101,1                  |
| Pesnica                               | 1380                         | 1328        | 101,9                  | 886                       | 858        | 101,5                  |
| Piran/Pirano                          | 1690                         | 1604        | 102,5                  | 1048                      | 998        | 102,4                  |
| Postojna                              | 1493                         | 1460        | 100,3                  | 950                       | 933        | 99,8                   |
| Ptuj                                  | 1321                         | 1274        | 93,4                   | 852                       | 824        | 94,6                   |
| Radlje ob Dravi                       | 1257                         | 1172        | 103,6                  | 820                       | 769        | 103,4                  |
| Radovljica                            | 1420                         | 1365        | 101,1                  | 910                       | 877        | 101,0                  |
| Ravne na Koroškem                     | 1568                         | 1405        | 107,9                  | 995                       | 900        | 107,2                  |
| Ribnica                               | 1391                         | 1306        | 101,6                  | 897                       | 850        | 100,8                  |
| Ruše                                  | 1469                         | 1363        | 103,2                  | 938                       | 878        | 102,3                  |
| Sevnica                               | 1301                         | 1241        | 100,9                  | 846                       | 813        | 101,0                  |
| Sežana                                | 1544                         | 1455        | 101,7                  | 980                       | 931        | 100,6                  |
| Slovenj Gradec                        | 1543                         | 1343        | 111,9                  | 983                       | 867        | 110,8                  |
| Slovenska Bistrica                    | 1902                         | 1397        | 136,0                  | 1200                      | 900        | 132,5                  |
| Slovenske Konjice                     | 1359                         | 1305        | 101,3                  | 874                       | 844        | 100,9                  |
| Šentjur pri Celju                     | 1396                         | 1333        | 101,0                  | 900                       | 862        | 100,9                  |
| Škofja Loka                           | 1594                         | 1375        | 111,5                  | 1024                      | 891        | 110,8                  |
| Šmarje pri Jelšah                     | 1295                         | 1221        | 99,9                   | 839                       | 797        | 99,5                   |
| Tolmin                                | 1382                         | 1295        | 101,2                  | 899                       | 845        | 101,0                  |
| Trbovlje                              | 1722                         | 1550        | 107,8                  | 1074                      | 986        | 105,8                  |
| Trebnje                               | 1596                         | 1326        | 117,2                  | 1016                      | 859        | 115,1                  |
| Trzin                                 | 1283                         | 1220        | 100,4                  | 830                       | 795        | 99,9                   |
| Velenje                               | 1594                         | 1459        | 105,8                  | 1006                      | 931        | 105,1                  |
| Vrhnika                               | 1314                         | 1250        | 101,1                  | 850                       | 812        | 100,5                  |
| Zagorje ob Savi                       | 1402                         | 1356        | 98,4                   | 893                       | 866        | 98,2                   |
| Žalec                                 | 1414                         | 1289        | 104,2                  | 909                       | 834        | 104,1                  |

## 4.7 Povprečne bruto in neto plače na uro po občinah, Slovenija, november 2004

Average gross and net earnings per hour by municipalities, Slovenia, November 2004

| Občine<br>Municipalities  | Bruto plače / Gross earnings |             |                        | Neto plače / Net earnings |            |                        |
|---------------------------|------------------------------|-------------|------------------------|---------------------------|------------|------------------------|
|                           | SIT                          |             | indeksi / indices      | SIT                       |            | indeksi / indices      |
|                           | XI 04                        | Ø I-XI 04   | $\frac{XI\ 04}{X\ 04}$ | XI 04                     | Ø I-XI 04  | $\frac{XI\ 04}{X\ 04}$ |
| <b>Slovenija/Slovenia</b> | <b>1688</b>                  | <b>1543</b> | <b>105,4</b>           | <b>1048</b>               | <b>969</b> | <b>104,4</b>           |
| Ajdovščina                | 1473                         | 1395        | 100,5                  | 947                       | 904        | 100,2                  |
| Beltinci                  | 1405                         | 1236        | 110,4                  | 912                       | 811        | 109,1                  |
| Benedikt                  | 1476                         | 1446        | 97,9                   | 957                       | 937        | 98,1                   |
| Bistrica ob Sotli         | 1352                         | 1181        | 113,1                  | 884                       | 782        | 111,6                  |
| Bled                      | 1479                         | 1417        | 103,0                  | 943                       | 903        | 102,9                  |
| Bloke                     | 1383                         | 1359        | 99,8                   | 903                       | 889        | 99,4                   |
| Bohinj                    | 1149                         | 1136        | 98,2                   | 775                       | 763        | 98,7                   |
| Borovnica                 | 1491                         | 1449        | 100,1                  | 967                       | 941        | 99,7                   |
| Bovec                     | 1298                         | 1251        | 98,0                   | 839                       | 811        | 97,7                   |
| Braslovče                 | 1405                         | 1286        | 102,8                  | 899                       | 831        | 102,0                  |
| Brda                      | 1559                         | 1476        | 101,0                  | 1000                      | 952        | 101,6                  |
| Brezovica                 | 1347                         | 1305        | 99,9                   | 874                       | 854        | 99,8                   |
| Brežice                   | 1460                         | 1386        | 101,4                  | 939                       | 894        | 101,0                  |
| Cankova                   | 1340                         | 1370        | 93,2                   | 875                       | 892        | 94,1                   |
| Celje                     | 1685                         | 1549        | 106,0                  | 1053                      | 976        | 105,3                  |
| Cerklje na Gorenjskem     | 2502                         | 2245        | 104,6                  | 1473                      | 1319       | 105,6                  |
| Cerknica                  | 1275                         | 1242        | 98,5                   | 825                       | 807        | 98,1                   |
| Cerkno                    | 1678                         | 1279        | 131,5                  | 1097                      | 858        | 127,7                  |
| Cerkvenjak                | 1654                         | 1596        | 101,7                  | 1061                      | 1024       | 100,6                  |
| Črenšovci                 | 1249                         | 1170        | 105,6                  | 836                       | 792        | 102,0                  |
| Črna na Koroškem          | 1555                         | 1471        | 105,6                  | 990                       | 942        | 105,4                  |
| Črnomelj                  | 1294                         | 1238        | 100,4                  | 846                       | 812        | 100,2                  |
| Destričnik                | 1485                         | 1426        | 99,9                   | 945                       | 911        | 99,6                   |
| Divača                    | 1520                         | 1517        | 95,2                   | 980                       | 975        | 95,5                   |
| Dobje                     | 1497                         | 1460        | 99,3                   | 969                       | 937        | 99,2                   |
| Dobrepolje                | 1197                         | 1131        | 99,6                   | 791                       | 751        | 99,1                   |
| Dobrna                    | 1368                         | 1358        | 99,3                   | 879                       | 871        | 100,7                  |
| Dobrova-Polhov Gradec     | 1394                         | 1336        | 95,7                   | 897                       | 861        | 95,2                   |
| Dobrovnik                 | 1925                         | 1772        | 102,3                  | 1213                      | 1127       | 103,5                  |
| Dol pri Ljubljani         | 2626                         | 1942        | 132,0                  | 1556                      | 1154       | 131,8                  |
| Dolenjske Toplice         | 1740                         | 1474        | 130,7                  | 1108                      | 944        | 129,9                  |
| Domžale                   | 1725                         | 1448        | 114,4                  | 1091                      | 926        | 112,9                  |
| Dornava                   | 1472                         | 1451        | 99,0                   | 963                       | 950        | 98,4                   |
| Dravograd                 | 1561                         | 1351        | 113,7                  | 995                       | 870        | 112,3                  |
| Duplek                    | 1470                         | 1427        | 100,5                  | 941                       | 919        | 100,0                  |
| Gorenja vas-Poljane       | 1474                         | 1383        | 99,9                   | 952                       | 900        | 99,8                   |
| Gorišnica                 | 1360                         | 1305        | 99,7                   | 889                       | 861        | 98,3                   |
| Gornja Radgona            | 1317                         | 1273        | 99,2                   | 851                       | 827        | 98,8                   |
| Gornji Grad               | 1259                         | 1232        | 98,3                   | 827                       | 811        | 98,5                   |
| Gornji Petrovci           | 863                          | 860         | 99,1                   | 577                       | 588        | 96,8                   |
| Grad                      | 1290                         | 1166        | 107,9                  | 848                       | 760        | 107,8                  |
| Grosuplje                 | 1578                         | 1414        | 106,7                  | 994                       | 903        | 105,4                  |
| Hajdina                   | 1224                         | 1136        | 102,9                  | 803                       | 750        | 102,7                  |
| Hoče-Slivnica             | 1437                         | 1354        | 103,4                  | 914                       | 872        | 100,7                  |
| Hodoš                     | 1728                         | 1729        | 96,8                   | 1114                      | 1113       | 96,8                   |
| Horjul                    | 2088                         | 1498        | 141,9                  | 1317                      | 963        | 138,6                  |
| Hrastnik                  | 1335                         | 1275        | 100,4                  | 855                       | 818        | 100,7                  |
| Hrpelje-Kozina            | 1713                         | 1492        | 110,7                  | 1073                      | 950        | 109,6                  |
| Idrija                    | 1525                         | 1437        | 102,6                  | 972                       | 916        | 102,9                  |
| Ig                        | 1547                         | 1510        | 97,6                   | 991                       | 958        | 99,4                   |
| Ilirska Bistrica          | 1417                         | 1317        | 102,0                  | 920                       | 856        | 102,2                  |
| Ivančna Gorica            | 1508                         | 1460        | 100,7                  | 977                       | 929        | 102,8                  |
| Izola/Isola               | 1646                         | 1472        | 108,1                  | 1029                      | 928        | 107,2                  |
| Jesenice                  | 1506                         | 1446        | 99,9                   | 958                       | 922        | 100,0                  |
| Jezerško                  | 1569                         | 1671        | 92,2                   | 959                       | 1018       | 93,8                   |
| Juršinci                  | 1599                         | 1502        | 101,4                  | 1038                      | 984        | 100,9                  |
| Kamnik                    | 1446                         | 1330        | 104,7                  | 927                       | 861        | 103,9                  |
| Kanal                     | 1688                         | 1478        | 111,1                  | 1056                      | 942        | 108,4                  |
| Kidričevo                 | 1067                         | 1110        | 68,8                   | 699                       | 721        | 73,9                   |
| Kobarid                   | 1314                         | 1263        | 98,6                   | 861                       | 829        | 98,4                   |
| Kobilje                   | 1758                         | 1167        | 97,4                   | 1133                      | 767        | 97,3                   |
| Kočevje                   | 1302                         | 1245        | 99,8                   | 843                       | 810        | 99,2                   |
| Komen                     | 1470                         | 1391        | 102,7                  | 945                       | 897        | 102,2                  |



**4.7 Povprečne bruto in neto plače na uro po občinah, Slovenija, november 2004 (nadaljevanje)**

Average gross and net earnings per hour by municipalities, Slovenia, November 2004 (continued)

| Občine<br>Municipalities  | Bruto plače / Gross earnings |           |                        | Neto plače / Net earnings |           |                        |
|---------------------------|------------------------------|-----------|------------------------|---------------------------|-----------|------------------------|
|                           | SIT                          |           | indeksi / indices      | SIT                       |           | indeksi / indices      |
|                           | XI 04                        | Ø I-XI 04 | $\frac{XI\ 04}{X\ 04}$ | XI 04                     | Ø I-XI 04 | $\frac{XI\ 04}{X\ 04}$ |
| Komenda                   | 1377                         | 1165      | 102,2                  | 891                       | 764       | 101,6                  |
| Koper/Capodistria         | 1775                         | 1624      | 105,2                  | 1093                      | 1009      | 104,2                  |
| Kostel                    | 1355                         | 1345      | 95,2                   | 874                       | 866       | 95,5                   |
| Kozje                     | 1193                         | 1134      | 99,5                   | 783                       | 751       | 99,1                   |
| Kranj                     | 1660                         | 1567      | 103,9                  | 1042                      | 989       | 103,2                  |
| Kranjska Gora             | 1516                         | 1517      | 99,8                   | 950                       | 957       | 100,0                  |
| Križevci                  | 1501                         | 1398      | 105,3                  | 975                       | 916       | 104,3                  |
| Krško                     | 1612                         | 1449      | 107,5                  | 1019                      | 923       | 106,7                  |
| Kungota                   | 1319                         | 1293      | 100,2                  | 838                       | 829       | 99,8                   |
| Kuzma                     | 1394                         | 1356      | 100,1                  | 910                       | 883       | 100,3                  |
| Laško                     | 1525                         | 1480      | 99,5                   | 972                       | 944       | 99,4                   |
| Lenart                    | 1625                         | 1302      | 123,2                  | 1041                      | 850       | 120,3                  |
| Lendava/Lendva            | 1505                         | 1395      | 104,4                  | 959                       | 900       | 103,3                  |
| Litija                    | 1315                         | 1280      | 98,4                   | 850                       | 829       | 98,4                   |
| Ljubljana                 | 2080                         | 1883      | 106,7                  | 1237                      | 1140      | 104,7                  |
| Ljubno                    | 1299                         | 1171      | 100,9                  | 847                       | 775       | 100,2                  |
| Ljutomer                  | 1370                         | 1239      | 107,2                  | 881                       | 810       | 105,4                  |
| Logatec                   | 1354                         | 1293      | 99,3                   | 877                       | 841       | 99,4                   |
| Loška dolina              | 1442                         | 1374      | 101,8                  | 922                       | 883       | 101,1                  |
| Loški Potok               | 1379                         | 1302      | 103,2                  | 897                       | 857       | 102,2                  |
| Lovrenc na Pohorju        | 1179                         | 1135      | 98,3                   | 778                       | 751       | 98,1                   |
| Luče                      | 1179                         | 1312      | 85,3                   | 766                       | 852       | 85,2                   |
| Lukovica                  | 1394                         | 1341      | 97,8                   | 888                       | 862       | 97,4                   |
| Majšperk                  | 946                          | 928       | 93,8                   | 654                       | 639       | 94,6                   |
| Maribor                   | 1623                         | 1509      | 103,0                  | 1016                      | 950       | 102,8                  |
| Markovci                  | 1423                         | 1425      | 99,8                   | 910                       | 912       | 99,3                   |
| Medvode                   | 1526                         | 1466      | 99,5                   | 969                       | 932       | 99,4                   |
| Mengeš                    | 1984                         | 1616      | 120,0                  | 1191                      | 1006      | 115,9                  |
| Metlika                   | 1200                         | 1144      | 100,9                  | 786                       | 751       | 100,6                  |
| Mežica                    | 1479                         | 1247      | 115,4                  | 948                       | 803       | 115,3                  |
| Miklavž na Dravskem polju | 1530                         | 1377      | 106,2                  | 974                       | 882       | 106,1                  |
| Miren-Kostanjevica        | 1385                         | 1283      | 100,1                  | 890                       | 831       | 99,6                   |
| Mirna Peč                 | 1470                         | 1412      | 105,2                  | 940                       | 900       | 104,9                  |
| Mislinja                  | 1499                         | 1284      | 114,8                  | 963                       | 837       | 114,2                  |
| Moravče                   | 1615                         | 1496      | 102,2                  | 1055                      | 982       | 102,2                  |
| Moravske Toplice          | 1357                         | 1321      | 100,1                  | 886                       | 863       | 100,1                  |
| Mozirje                   | 1592                         | 1459      | 107,4                  | 1022                      | 946       | 106,5                  |
| Murska Sobota             | 1343                         | 1279      | 101,8                  | 854                       | 825       | 100,6                  |
| Muta                      | 1225                         | 1198      | 98,3                   | 799                       | 782       | 98,3                   |
| Naklo                     | 1574                         | 1521      | 98,1                   | 984                       | 956       | 97,8                   |
| Nazarje                   | 1224                         | 1144      | 105,9                  | 808                       | 757       | 105,5                  |
| Nova Gorica               | 1812                         | 1695      | 102,0                  | 1119                      | 1053      | 101,5                  |
| Novo mesto                | 1900                         | 1634      | 113,8                  | 1170                      | 1020      | 112,2                  |
| Odranci                   | 1638                         | 1587      | 99,8                   | 1045                      | 1021      | 99,8                   |
| Oplotnica                 | 1366                         | 1321      | 100,9                  | 880                       | 858       | 100,3                  |
| Ormož                     | 1246                         | 1173      | 101,3                  | 810                       | 767       | 101,1                  |
| Osilnica                  | 1053                         | 1021      | 100,2                  | 701                       | 676       | 99,7                   |
| Pesnica                   | 1480                         | 1306      | 108,6                  | 941                       | 843       | 107,4                  |
| Piran/Pirano              | 1690                         | 1604      | 102,5                  | 1048                      | 998       | 102,4                  |
| Pivka                     | 1331                         | 1287      | 98,7                   | 858                       | 832       | 98,3                   |
| Podčetrtek                | 1282                         | 1237      | 99,5                   | 828                       | 803       | 99,8                   |
| Podlehnik                 | 1490                         | 1503      | 97,6                   | 965                       | 975       | 97,5                   |
| Podvelka                  | 1196                         | 1181      | 99,3                   | 784                       | 774       | 99,2                   |
| Polzela                   | 1061                         | 1037      | 98,8                   | 703                       | 690       | 98,9                   |
| Postojna                  | 1543                         | 1508      | 100,7                  | 979                       | 961       | 100,3                  |
| Prebold                   | 1462                         | 1165      | 114,8                  | 940                       | 759       | 114,1                  |
| Preddvor                  | 1327                         | 1290      | 99,3                   | 863                       | 842       | 99,1                   |
| Prevalje                  | 1570                         | 1376      | 110,6                  | 971                       | 873       | 107,4                  |
| Ptuj                      | 1416                         | 1331      | 102,5                  | 905                       | 857       | 101,9                  |
| Puonci                    | 1483                         | 1462      | 92,1                   | 942                       | 929       | 94,0                   |
| Rače-Fram                 | 1619                         | 1503      | 104,9                  | 1019                      | 949       | 104,3                  |
| Radeče                    | 1260                         | 1219      | 98,1                   | 823                       | 800       | 98,0                   |
| Radenci                   | 1470                         | 1437      | 99,1                   | 936                       | 916       | 98,7                   |
| Radlje ob Dravi           | 1269                         | 1138      | 108,0                  | 830                       | 750       | 107,8                  |
| Radovljica                | 1436                         | 1377      | 100,4                  | 915                       | 883       | 100,0                  |

**4.7 Povprečne bruto in neto plače na uro po občinah, Slovenija, november 2004 (nadaljevanje)**

Average gross and net earnings per hour by municipalities, Slovenia, November 2004 (continued)

| Občine<br>Municipalities     | Bruto plače / Gross earnings |           |                        | Neto plače / Net earnings |           |                        |
|------------------------------|------------------------------|-----------|------------------------|---------------------------|-----------|------------------------|
|                              | SIT                          |           | indeksi / indices      | SIT                       |           | indeksi / indices      |
|                              | XI 04                        | Ø I-XI 04 | $\frac{XI\ 04}{X\ 04}$ | XI 04                     | Ø I-XI 04 | $\frac{XI\ 04}{X\ 04}$ |
| Ravne na Koroškem            | 1595                         | 1451      | 105,6                  | 1017                      | 932       | 105,3                  |
| Razkrižje                    | 1487                         | 1498      | 97,6                   | 959                       | 972       | 98,4                   |
| Ribnica                      | 1393                         | 1308      | 101,8                  | 899                       | 851       | 100,9                  |
| Ribnica na Pohorju           | 1245                         | 1211      | 97,9                   | 807                       | 786       | 98,3                   |
| Rogaška Slatina              | 1256                         | 1173      | 98,4                   | 813                       | 767       | 98,0                   |
| Rogašovci                    | 1448                         | 1410      | 101,5                  | 934                       | 914       | 101,0                  |
| Rogatec                      | 1218                         | 1196      | 98,5                   | 807                       | 792       | 98,8                   |
| Ruše                         | 1509                         | 1385      | 105,4                  | 961                       | 892       | 104,1                  |
| Selnica ob Dravi             | 1542                         | 1447      | 99,7                   | 974                       | 920       | 99,5                   |
| Semič                        | 1205                         | 1162      | 101,3                  | 801                       | 773       | 100,6                  |
| Sevnica                      | 1301                         | 1241      | 100,9                  | 846                       | 813       | 101,0                  |
| Sežana                       | 1530                         | 1440      | 101,9                  | 968                       | 920       | 100,3                  |
| Slovenj Gradec               | 1545                         | 1346      | 111,7                  | 984                       | 868       | 110,6                  |
| Slovenska Bistrica           | 1918                         | 1400      | 137,0                  | 1210                      | 902       | 133,4                  |
| Slovenske Konjice            | 1359                         | 1292      | 101,6                  | 875                       | 837       | 101,2                  |
| Sodražica                    | 1387                         | 1298      | 99,9                   | 890                       | 835       | 100,3                  |
| Solčava                      | 1333                         | 1242      | 90,9                   | 870                       | 814       | 92,4                   |
| Starše                       | 1758                         | 1602      | 103,6                  | 1099                      | 1015      | 102,8                  |
| Sveta Ana                    | 1826                         | 1812      | 98,6                   | 1155                      | 1149      | 98,3                   |
| Sveti Andraž v Slov. goricah | 1764                         | 1605      | 100,1                  | 1087                      | 1002      | 99,6                   |
| Sveti Jurij                  | 1323                         | 1236      | 99,8                   | 855                       | 818       | 99,9                   |
| Šalovci                      | 1672                         | 1581      | 97,2                   | 1067                      | 1015      | 97,3                   |
| Šempeter-Vrtojba             | 1622                         | 1545      | 101,8                  | 1014                      | 979       | 100,0                  |
| Šenčur                       | 1617                         | 1487      | 104,7                  | 1019                      | 943       | 104,0                  |
| Šentilj                      | 1364                         | 1342      | 100,3                  | 882                       | 869       | 100,1                  |
| Šentjernej                   | 1321                         | 1237      | 102,2                  | 859                       | 809       | 101,9                  |
| Šentjur pri Celju            | 1393                         | 1330      | 101,0                  | 899                       | 860       | 101,0                  |
| Škocjan                      | 1380                         | 1416      | 99,1                   | 888                       | 902       | 99,1                   |
| Škofja Loka                  | 1673                         | 1397      | 115,9                  | 1071                      | 901       | 115,3                  |
| Škofljica                    | 1372                         | 1320      | 98,4                   | 885                       | 855       | 98,4                   |
| Šmarje pri Jelšah            | 1467                         | 1412      | 102,6                  | 940                       | 910       | 102,1                  |
| Šmartno ob Paki              | 1286                         | 1220      | 102,9                  | 839                       | 799       | 102,8                  |
| Šmartno pri Litiji           | 1277                         | 1238      | 100,7                  | 838                       | 812       | 100,8                  |
| Šoštanj                      | 2012                         | 1533      | 131,3                  | 1221                      | 960       | 127,7                  |
| Štore                        | 1385                         | 1323      | 101,8                  | 902                       | 865       | 101,3                  |
| Tabor                        | 1528                         | 1433      | 102,9                  | 984                       | 927       | 102,6                  |
| Tišina                       | 1689                         | 1567      | 104,0                  | 1091                      | 1014      | 103,6                  |
| Tolmin                       | 1419                         | 1315      | 102,5                  | 924                       | 859       | 102,4                  |
| Trbovlje                     | 1734                         | 1552      | 107,8                  | 1081                      | 987       | 105,9                  |
| Trebnje                      | 1596                         | 1326      | 117,2                  | 1016                      | 859       | 115,1                  |
| Trnovska vas                 | 1445                         | 1466      | 101,1                  | 935                       | 961       | 99,6                   |
| Trzin                        | 1403                         | 1322      | 103,8                  | 881                       | 835       | 102,8                  |
| Trzič                        | 1283                         | 1220      | 100,4                  | 830                       | 795       | 99,9                   |
| Turnišče                     | 923                          | 892       | 99,1                   | 631                       | 614       | 101,8                  |
| Velenje                      | 1551                         | 1455      | 102,9                  | 983                       | 930       | 102,5                  |
| Velika Polana                | 1095                         | 995       | 95,1                   | 723                       | 662       | 92,9                   |
| Velike Lašče                 | 1445                         | 1322      | 103,5                  | 932                       | 858       | 103,4                  |
| Veržej                       | 1538                         | 1471      | 98,7                   | 989                       | 949       | 98,9                   |
| Videm                        | 1528                         | 1410      | 104,2                  | 958                       | 903       | 101,4                  |
| Vipava                       | 1449                         | 1359      | 98,8                   | 946                       | 893       | 98,3                   |
| Vitanje                      | 1301                         | 1225      | 102,3                  | 851                       | 805       | 102,2                  |
| Vodice                       | 1472                         | 1406      | 101,7                  | 948                       | 906       | 100,4                  |
| Vojnik                       | 1615                         | 1508      | 107,2                  | 1024                      | 962       | 106,4                  |
| Vransko                      | 1388                         | 1352      | 100,3                  | 897                       | 877       | 100,3                  |
| Vrhnika                      | 1299                         | 1233      | 101,2                  | 840                       | 801       | 100,6                  |
| Vuzenica                     | 1303                         | 1235      | 102,1                  | 841                       | 807       | 101,2                  |
| Zagorje ob Savi              | 1395                         | 1355      | 98,5                   | 888                       | 866       | 98,2                   |
| Zavrč                        | 1336                         | 1432      | 98,7                   | 877                       | 934       | 98,2                   |
| Zreče                        | 1363                         | 1320      | 101,2                  | 874                       | 851       | 100,7                  |
| Zalec                        | 1495                         | 1360      | 104,6                  | 956                       | 875       | 104,6                  |
| Železniki                    | 1507                         | 1344      | 105,9                  | 974                       | 878       | 105,3                  |
| Žetale                       | 1604                         | 1572      | 98,0                   | 1037                      | 1020      | 98,4                   |
| Žiri                         | 1409                         | 1317      | 102,9                  | 912                       | 858       | 102,7                  |
| Žirovnica                    | 1454                         | 1426      | 100,8                  | 910                       | 914       | 98,8                   |
| Žužemberk                    | 1394                         | 1279      | 105,3                  | 893                       | 835       | 102,9                  |

**5. POKOJNINE, SLOVENIJA, NOVEMBER 2004 (Vir: Zavod za pokojninsko in invalidsko zavarovanje Slovenije)**  
PENSIONS, SLOVENIA, NOVEMBER 2004 (Source: Institute for Pension and Disability Insurance of Slovenia)

**5.1 Povprečne mesečne pokojnine po vrstah pokojnin, november 2004**  
Average monthly pensions by type of pensions, November 2004

| Vrsta pokojnine | SIT           |               |               | Indeksi / Indices      |                         |   |                        |                         |   | Type of pension |
|-----------------|---------------|---------------|---------------|------------------------|-------------------------|---|------------------------|-------------------------|---|-----------------|
|                 | X 04          | XI 04         | Ø I-XI 04     | nominalni / nominal    |                         |   | realni / real          |                         |   |                 |
|                 |               |               |               | $\frac{XI\ 04}{X\ 04}$ | $\frac{XI\ 04}{XI\ 03}$ | $\frac{\text{Ø I-XI 04}}{\text{Ø I-XI 03}}$ | $\frac{XI\ 04}{X\ 04}$ | $\frac{XI\ 04}{XI\ 03}$ | $\frac{\text{Ø I-XI 04}}{\text{Ø I-XI 03}}$ |                 |
| <b>BRUTO</b>    | <b>107902</b> | <b>107741</b> | <b>107696</b> | <b>99,9</b>            | <b>102,5</b>            | <b>104,6</b>                                | <b>99,3</b>            | <b>99,0</b>             | <b>101,0</b>                                | <b>GROSS</b>    |
| Starostna       | 118868        | 118815        | 118828        | 100,0                  | 102,5                   | 104,5                                       | 99,4                   | 98,9                    | 100,9                                       | Old-age         |
| Invalidska      | 95561         | 95508         | 95646         | 99,9                   | 102,2                   | 104,3                                       | 99,3                   | 98,7                    | 100,7                                       | Disability      |
| Družinska       | 83156         | 82853         | 82779         | 99,6                   | 102,4                   | 104,4                                       | 99,0                   | 98,8                    | 100,8                                       | Survivors'      |
| <b>NETO</b>     | <b>107321</b> | <b>107162</b> | <b>107103</b> | <b>99,9</b>            | <b>102,6</b>            | <b>104,6</b>                                | <b>99,3</b>            | <b>99,0</b>             | <b>101,0</b>                                | <b>NET</b>      |
| Starostna       | 118021        | 117969        | 117961        | 100,0                  | 102,5                   | 104,5                                       | 99,4                   | 99,0                    | 100,9                                       | Old-age         |
| Invalidska      | 95338         | 95288         | 95414         | 99,9                   | 102,3                   | 104,4                                       | 99,4                   | 98,7                    | 100,7                                       | Disability      |
| Družinska       | 83101         | 82800         | 82719         | 99,6                   | 102,4                   | 104,4                                       | 99,0                   | 98,8                    | 100,8                                       | Survivors'      |

**6. MINIMALNA PLAČA**

Ministrstvo za delo, družino in socialne zadeve je na podlagi 6. in 7. člena Zakona o minimalni plači, o načinu usklajevanja plač in o regresu za letni dopust v obdobju 1999-2001 (Ur. l. RS, št. 39/99, 33/01 in 48/01) v Uradnem listu Republike Slovenije št. 70/04 objavilo podatek o minimalni plači za avgust 2004.

Minimalna plača za mesec avgust 2004 in nadaljnje mesece je 117 500 SIT.

**6. MINIMUM WAGE**

On the basis of Articles 6 and 7 of the Act Regulating the Minimum Wage, the Method of Wages Adjustment and Reimbursement for Annual Leave in the Period from 1999 to 2001 (Official Journal of the RS No. 39/99, 33/01 and 48/01) the Ministry of Labour, Family and Social Affairs published in the Official Journal of the RS (No. 70/04) the minimum wage for August 2004.

For August 2004 and subsequent months the minimum wage is SIT 117,500.

**7. ZAJAMČENI OSEBNI DOHODEK**

Vlada Republike Slovenije je v Uradnem listu Republike Slovenije št. 70/04 izdala Sklep o uskladitvi zajamčenega osebnega dohodka.

Zajamčeni osebni dohodek je dohodek, ki se uporablja za izračunavanje socialnih transferjev; od vključno avgusta 2004 znaša 54 385 SIT.

**7. GUARANTEED PERSONAL INCOME**

Government of the Republic of Slovenia issued in Official Journal of the RS (No. 70/04) the Decree on Adjusting the Guaranteed Personal Income.

The guaranteed personal income is income used for calculating social transfers. From August 2004 inclusive and on it is SIT 54,385.

**STATISTIČNA ZNAMENJA**

- ni pojava
- ... ni podatka
- . zelo nenatančna ocena, vendar različna od nič
- Ø povprečje
- ← zajeto s podatkom v smeri puščice
- \* popravljen podatek
- 0 podatek je manjši od 0,5 dane merske enote
- 0,0 podatek je manjši od 0,05 dane merske enote
- + in več (let, članov, ...)
- 1) označba za opombo pod tabelo
- ( ) nezadostno preverjen ali ocenjen podatek
- z podatek zaradi zaupnosti ni objavljen

**STATISTICAL SIGNS**

- no occurrence of event
- ... data not available
- . not zero but extremely inaccurate estimation
- Ø average
- ← covered in the direction of the arrow
- \* corrected data
- 0 value not zero but less than 0,5 of the unit used
- 0,0 value not zero but less than 0,05 of the unit used
- + and more (years, members,...)
- 1) footnote
- ( ) incomplete or estimated data
- z data not published because of confidentiality



## METODOLOŠKA POJASNILA

### Namen statističnega raziskovanja

Mesečno raziskovanje o osebah, zaposlenih v podjetjih, družbah in organizacijah ter njihovih plačah, daje vpogled v višino in gibanje povprečnih mesečnih plač v slovenskem gospodarstvu. Podatki so pomemben vir za vodenje politike plač, pri kolektivnih pogajanjih in za računanje različnih socialnih prejemkov.

### Enota opazovanja

Enota opazovanja so podjetje, družba ali organizacija oziroma njihove enote v sestavi, ki so registrirane za opravljanje dejavnosti na ozemlju Republike Slovenije in zasebne, če zaposlujejo najmanj tri osebe.

### Viri

Vir podatkov o plačah je mesečno raziskovanje Mesečno poročilo o plačah in zaposlenih osebah v podjetjih, družbah in organizacijah (ZAP/M).

### Zajetje

V statistično raziskovanje Mesečno poročilo o plačah in zaposlenih osebah v podjetjih, družbah in organizacijah (ZAP/M) so vključene zaposlene osebe s pogodbami o zaposlitvi v podjetjih, družbah in organizacijah (če delajo po pogodbah o delu ali avtorskih pogodbah, jih ne upoštevamo). Vključena niso zasebna podjetja z enim ali dvema zaposlenima osebama, samostojni podjetniki posamezniki in pri njih zaposlene osebe, osebe, ki opravljajo poklicno dejavnost, in kmetje.

Od leta 1977 zbiramo podatke po teritorialnem načelu in čistih dejavnostih. Od leta 1992 so v raziskovanje vključena zasebna podjetja razen tistih z eno ali dvema zaposlenima osebama ter oborožene sile, od leta 1993 pa tudi policija. Upoštevane so vse zaposlene osebe, ne glede na to, ali delajo za določen ali nedoločen čas, polni delovni čas ali delovni čas, krajši od polnega.

### Način zbiranja podatkov

Podatke zbiramo z mesečnimi poročili "Mesečno poročilo o plačah in zaposlenih osebah v podjetjih, družbah in organizacijah" (ZAP/M), ki jih morajo podjetja, družbe in organizacije na podlagi Zakona o državni statistiki (Uradni list Republike Slovenije št. 45/95 in št. 9/01) ter Letnega programa statističnih raziskovanj za leto 2004 (Uradni list RS, št. 7/04) mesečno izpolnjevati.

### Definicije

**Bruto plača** so izplačila zaposlenih oseb za delo v polnem delovnem času in delovnem času, krajšem in daljšem od polnega. Zajemajo tudi vsa druga izplačila, ki se oblikujejo na tej osnovi: nadomestila za letni dopust, plačani dopust do 7 dni, državne praznike, bolniške odsotnosti do 30 dni, za strokovno izobraževanje, zastoje pri delu brez krivde zaposlenih oseb, plačane odsotnosti ipd., zaostala izplačila plač in nadomestila plač za predhodne mesece, prejemke za minulo delo, stimulatívne dodatke, nagrade, premije ter prejemke po periodičnem obračunu in zaključnem računu. **Bruto plače ne vsebujejo** nadomestil, ki ne bremenijo podjetja, družbe oziroma organizacije (refundacije): nadomestil porodniške odsotnosti, bolniških odsotnosti, daljših od 30 dni, pripravništva, ki ga plačuje Zavod Republike Slovenije za zaposlovanje, dodatkov za nego, invalidnin, nadomestil za opravljanje državljskih dolžnosti (vojaške vaje, vaje civilne zaščite itd.) ter izplačil, ki bremenijo materialne stroške, kot na primer povračila stroškov za prevoz na delo in

## METHODOLOGICAL EXPLANATIONS

### Purpose of the statistical survey

The monthly survey on persons in paid employment in enterprises, companies and organisations and on their earnings provides an insight into the amount of average monthly earnings and their changes in Slovenian economy. These data are an important source for earnings policy making, for collective negotiations and for calculating various social receipts.

### Observation unit

Observation units are enterprises, companies, organisations or their units registered for performing activity in the Republic of Slovenia and private with at least three persons in paid employment.

### Sources

The source of data on earnings is the Monthly Report on Earnings and Persons in Paid Employment in Enterprises, Companies and Organisations (ZAP/M).

### Coverage

The statistical survey Monthly Report on Earnings and Persons in Paid Employment in Enterprises, Companies and Organisations (ZAP/M) covers persons employed in enterprises, companies and organisations who signed employment contracts (contract work is not taken into consideration). Private enterprises with one or two persons in paid employment, individual private entrepreneurs and persons employed by them, own account workers and farmers are not covered.

Since 1977 we have collected data according to the territorial principle and by kind of activity. Private enterprises with at least three persons in paid employment and members of the armed forces were included in 1992, while the police were included in 1993. All persons in paid employment, employed for fixed or unspecified period of time, irrespective of whether they work full time or part time, are taken into consideration.

### Methods of data collection

Data are collected with the Monthly Report on Earnings and Persons in Paid Employment in Enterprises, Companies and Organisations (ZAP/M), which enterprises, companies and organisations have to fill in every month on the basis of the Law on National Statistics Act (Official Journal of the Republic of Slovenia, No. 45/95 and No 9/01) and Annual Program of the Statistical Surveys for 2004 (Official Journal of the Republic of Slovenia, No. 7/04).

### Definitions

**Gross earnings** are payments paid out to persons in paid employment for working full time, part time or overtime. They also cover all other payments set out on this basis: income for overtime, supplements for annual leave, paid leave up to 7 days, national holidays, sickness pay for up to 30 days, job training, slowdown through no fault of the persons in paid employment, paid absence and similar, earnings and supplements of earnings for previous months, income for past work, incentive bonuses, awards, premiums, and bonuses after periodic and final accounts. **Gross earnings do not include** supplements of earnings which are not against the account of the enterprise or company (reimbursement): maternity leave, sick leave over 30 days, traineeship paid for by the National Employment Office/Service of Slovenia, disability benefits, performing of civic duties, supplements for military exercises, national guard, etc. They also do not cover payments against the account of material costs, such as reimbursement of expenses for coming to work and leaving it, food



z dela, nadomestila za prehrano, za službena potovanja, za terenske dodatke, dnevnice in nočnine, za izplačila po avtorski pogodbi, pogodbi o delu itd., izplačil iz sklada skupne porabe (regresa, jubilejnih nagrad, odpravnin itd.) in plač, ki so bile izplačane zaposlenim osebam kot lastninski deleži. Za izplačilo plače se ne upoštevajo tudi premije, ki jih za zaposlene osebe vplačuje delodajalec za prostovoljno dodatno pokojninsko zavarovanje. Ne upoštevajo se tudi tisti prejemki iz dela in od povračil stroškov v zvezi z delom, ki presegajo s predpisom vlade določen znesek teh prejemkov, od katerih je potrebno na podlagi Zakona o spremembah in dopolnitvah zakona o prispevkih za socialno varnost (Ur. l. RS št. 3/98) plačevati prispevke za socialno varnost. Prav tako ne vsebujejo plač delavcev, ki so vključeni v javna dela in imajo določen del plače refundiran s strani Zavoda Republike Slovenije za zaposlovanje.

**Neto plača** je bruto plača, zmanjšana za prispevke za socialno varnost in akontacijo davka od osebnih prejemkov.

**Zaostala izplačila in nadomestila** so bruto plače in nadomestila bruto plač za predhodne mesece, bruto plače po periodičnem obračunu in zaključnem računu in druga zaostala izplačila in zaostala nadomestila ter trinajsta plača.

**13. plača** je plača, ki je opredeljena v kolektivni pogodbi ali notranjem aktu podjetja in se izplačuje navadno na koncu koledarskega leta. Vsebuje bruto zneske izplačanih 13. plač, božičnic, novoletnic ali kakor koli drugače imenovanih plač, izplačanih poleg redno izplačane plače. Plačilo 13. plače za delodajalca ni obvezno.

**Bruto plača za nadure** vsebuje temeljni znesek in dodatek za nadurno delo.

**Število plačanih ur** je število ur, za katere so zaposlene osebe prejele plačo, ki bremeni podjetje, družbo ali organizacijo. **Plačane ure vsebujejo** opravljene ure (ure, opravljene v polnem delovnem času in delovnem času, krajšem ali daljšem od polnega), neopravljene ure (dopust, prazniki, bolniške odsotnosti do 30 dni, druge plačane neopravljene ure). **Plačane ure ne vsebujejo:** ur, ki so jih opravili delavci kot javna dela, refundiranih ur (ur porodniške odsotnosti, ur nege, refundiranih ur bolniških odsotnosti, refundiranih ur pripravnikov in invalidov).

**Povprečna mesečna plača** je povprečni znesek, ki ga kot plačilo za mesec dela prejmejo zaposlene osebe v podjetju, družbi ali organizaciji.

**Indeks nominalnih plač** računamo iz podatkov o povprečnih mesečnih plačah.

**Indeks realnih plač** je razmerje med indeksom nominalnih plač in indeksom cen življenjskih potrebščin za isto obdobje.

**Pokojnina** je redni mesečni prejemek iz naslova pokojninskega zavarovanja v obdobju starosti, v primeru invalidnosti ali smrti zavarovanca.

**Povprečna mesečna pokojnina** je povprečni prejeti znesek, ki ga za mesec prejmejo uveljavljeni pokojniki, ki jim je bila pravica do pokojnine priznana v Sloveniji. Med prejemniki niso upoštevani prejemniki vojaških pokojnin, akontacij pokojnin in dodatkov k pokojninam, ki jim je bila ta pravica priznana v drugih republikah nekdanje Jugoslavije. Zneski povprečnih mesečnih pokojnin vsebujejo tudi varstveni dodatek.

**Pokojnina z varstvenim dodatkom** je znesek čiste pokojnine in dodatka za socialno varnost, ki ga imenujemo varstveni dodatek. Pravico do varstvenega dodatka imajo uveljavljeni starostni, invalidski in družinski pokojniki, ki nimajo polne pokojninske dobe in katerih znesek pokojnine

money, reimbursement of travel expenses for business trips, fieldwork bonuses, daily allowances, overnight stays, royalties, contract work, etc., payments from the Common Consumption Fund (annual leave reimbursement, jubilee rewards, indemnity money, etc.), and earnings paid out to persons in paid employment as ownership shares. Premiums for additional voluntary pension insurance paid by employers for their employees are not considered to be earnings. Also not covered is income from work and from reimbursement connected with work which exceeds the amount prescribed by the Government for this purpose and from which social security contributions have to be paid in accordance with the Law on Changes and Supplements of the Law Act Amending the on Social Security Contributions Act (Official Journal of the Republic of Slovenia, No. 3/98). Also not covered are earnings of workers in employment promotion schemes.

**Net earnings** are gross earnings less social security contributions and advance on income tax.

**Overdue payments and supplements** are gross earnings and supplements of gross earnings for previous months, gross earnings by the periodical and final accounts, other overdue payments and supplements, and 13th or 14th month payments.

**13<sup>th</sup> or 14<sup>th</sup> month of payments** are payments defined in the collective agreement or internal documents of the enterprise and are usually paid out at the end of the calendar year. The average 13<sup>th</sup> or 14<sup>th</sup> month payments include gross amounts of paid out 13<sup>th</sup> and 14<sup>th</sup> month payments, Christmas bonuses, New Year bonuses or other payments paid in addition to the regular monthly earnings. However, employers are by no means obliged to pay 13<sup>th</sup> or 14<sup>th</sup> month payments.

**Gross earnings for overtime** include the basic amount and the overtime bonus.

**The number of paid hours** is the number of hours for which persons in paid employment received earnings from the company, enterprise or organisation. **Paid hours include** hours worked (hours worked during the regular working hours and overtime), and hours not worked (leave, holidays, sick leave which is not reimbursed, other paid hours not worked). **Paid hours do not include** hours of workers in employment promotion schemes, reimbursed hours (maternity leave, reimbursed sick leave, reimbursed hours of trainees and the disabled).

**Average monthly earnings** are average amounts received by the persons in paid employment in enterprises, companies and organisations for the related month.

**The index of nominal earnings** is calculated from data on average monthly earnings.

**The index of real earnings** represents the ratio between the index of nominal earnings and the consumer prices index.

**Pension** is regular monthly income from pension insurance in case of old age, disability or death.

**Average monthly pension** is the average amount of money received monthly by recipients of pensions whose status was acknowledged in the Republic of Slovenia. Recipients of military pensions, advance payments of pensions and supplements to pensions whose status was acknowledged in other republics of former Yugoslavia are not taken into consideration. Amounts of average monthly pensions include care supplement.

**Pension with care supplement** is the sum of the net pension and the social security supplement, which is called care supplement Recipients of old-age, disability and family pensions who do not have the full retirement age and whose pensions are lower than the guaranteed amount of the

ne dosega zjamčenega zneska najnižje pokojnine za polno pokojninsko dobo, če skupaj z družinskimi člani nimajo dohodkov, ki bi zadoščali za preživetje.

**Neto pokojnine** so bruto pokojnine, zmanjšane za davek od osebnih prejemkov.

**Minimalna plača** pripada zaposlenemu delavcu, za opravljeno delo v polnem ali z njim izenačenem delovnem času, določenem z zakonom, kolektivno pogodbo ali splošnim aktom delodajalca.

**Zajamčeni osebni dohodek** je dohodek, ki je iz dela zjamčen vsakemu delavcu najmanj v višini, ki mu zagotavlja materialno in socialno varnost.

### Objavljanje rezultatov

#### mesečno:

- Statistične informacije - prva skrajšana objava (15. v mesecu)
- Statistične informacije. Trg dela. Plače in pokojnine
- Mesečni statistični pregled
- Nekateri pomembnejši podatki Republike Slovenije

#### letno:

- Statistični letopis
- Rezultati raziskovanj
- Slovenija v številkah

### Opozorilo:

S 1. januarjem 2003 smo prenehali objavljati podatke po izpostavah. Vsi podatki dosedanjih izpostav upravne enote Ljubljana (Bežigrad, Center, Moste-Polje, Šiška in Vič-Rudnik) so sedaj preračunani in objavljeni skupaj za enotno upravno enoto Ljubljana.

### Obvestilo!

Skladno z uredbo Vlade Republike Slovenije (Ur. l. RS, št. 56/98) smo s 1. januarjem 2004 pričeli objavljati podatke po standardni klasifikaciji institucionalnih sektorjev (SKIS). Ta klasifikacija se uporablja kot nacionalni standard za standardizacijo definicij s področja sektorske strukture gospodarstva in za razvrščanje posameznih institucionalnih enot v institucionalne sektorje, podsektorje in skupine enot, ki sestavljajo celotno gospodarstvo države, za potrebe različnih uradnih in drugih administrativnih zbirk podatkov (evidence, registri, zbirke podatkov itd.) ter za potrebe statistike in analitike ter zagotavljanja notranje in zunanje primerljivosti.

SKIS določa naslednje institucionalne sektorje: nefinančne družbe, finančne družbe, država in ostalo (neprofitni izvajalci storitev gospodinjstvom in gospodinjstva).

### KOMENTAR

Povprečna mesečna bruto plača na zaposleno osebo v podjetjih, družbah in organizacijah v Sloveniji za november 2004 je znašala 291 850 SIT, to je nominalno za 8,0 % in realno za 7,4 % več kot za predhodni mesec. Povprečna mesečna neto plača je znašala 181 138 SIT.

lowest pension for full retirement age have the right to the care supplement if together with their family members they do not have income which would provide for their living..

**Net pension** is gross pension less income tax.

**Minimum wage** is an amount that belongs a person in paid employment for working full time or time equal to full time, defined by the law, collective agreement or employer's common act.

**Guaranteed personal income** is income guaranteed to every person in paid employment to assure material and social safety.

### Publishing

#### Monthly:

- First Release (on the 15<sup>th</sup> day of the month)
- Rapid Reports. Labour Market. Wages and Pensions
- Monthly Statistical Review
- Some Important Data of the Republic of Slovenia

#### Yearly:

- Statistical Yearbook
- Results of Surveys
- Slovenia in Figures

### Warning:

Since January 1st 2003 data by branch offices of the administrative unit Ljubljana are not published separated anymore. The data of the former branch offices of administrative unit Ljubljana (Bežigrad, Center, Moste-Polje, Šiška and Vič-Rudnik) are calculated now and published together as administrative unit Ljubljana.

### Notice!

In accordance with the Government regulation (OJ RS, No. 56/98), on 1 January 2004 we started publishing data according to the Standard Classification of Institutional Sectors. This classification is used as a national standard for standardising definitions from the field of sectoral structure of the economy, for classifying individual institutional units into institutional sectors, subsectors and groups of units composing the entire economy in the country, for the needs of various official and other administrative data collections (records, registers, data collections, etc.), for the needs of statistics and analyses as well as for providing internal and external comparability.

The classification defines the following institutional sectors: non-financial corporations, financial corporations, general government and other (non-profit institutions serving households and households).

### COMMENT

In November 2004 average monthly gross earnings per person in paid employment in enterprises, companies and organisations in Slovenia amounted to SIT 291,850. This is a nominal increase of 8.0% and a real increase of 7.4% over the previous month. Average monthly net earnings for November 2004 amounted to SIT 181,138.



Povprečna mesečna bruto plača za november 2004 je bila v vseh treh sektorjih dejavnosti višja od oktobrske: v kmetijskih dejavnostih za 4,9 % in je znašala 232 467 SIT, v nekmetijskih dejavnostih (razen storitvenih) za 10,7 % in je znašala 258 351 SIT, v storitvenih dejavnostih pa za 6,4 % in je znašala 316 790 SIT.

Povprečne mesečne bruto plače za november 2004 so se v primerjavi z oktobrskimi povečale v 49 dejavnostih, izmed teh najbolj v dejavnosti finančno posredništvo brez zavarovalništva, skladov (za 47,1 %). V preostalih 5 dejavnostih so se povprečne mesečne bruto plače zmanjšale, in sicer najbolj v dejavnosti dajanje strojev, opreme v najem – za 9,2 %. Za štiri dejavnosti podatki zaradi zaupnosti niso objavljeni.

Največjo povprečno mesečno bruto plačo za november 2004 so imeli v dejavnosti zračni promet, in sicer 668 913 SIT (za 1,2 % več kot za predhodni mesec), najmanjšo, ta je znašala 147 829 SIT, pa v dejavnosti proizvodnja oblačil; strojenje, dodelava krzna (to je glede na predhodni mesec za 2,4 % več).

Povprečna mesečna bruto plača na zaposleno osebo za november 2004 se je v primerjavi z oktobrsko povečala v vseh statističnih regijah, najbolj v jugovzhodni Sloveniji, za 12,1 %. Največjo povprečno mesečno bruto plačo na zaposleno osebo so imeli v osrednjeslovenski statistični regiji, in sicer 339 078 SIT, kar je za 9,3 % več kot v predhodnem mesecu, najmanjšo pa v pomurski statistični regiji (234 161 SIT oziroma za 4,3 % več kot za predhodni mesec).

Iz pregleda plač po upravnih enotah vidimo, da je bila za november 2004 največja povprečna mesečna bruto plača na zaposleno osebo izplačana zaposlenim osebam v podjetjih, družbah in organizacijah v upravni enoti Ljubljana, in sicer 355 333 SIT, kar je za 9,4 % več kot za predhodni mesec, najmanjša pa v upravni enoti Ormož, in sicer 214 947 SIT (za 2,3 % več kot za predhodni mesec).

Povprečna mesečna bruto plača za november 2004 se je v primerjavi s prejšnjim mesecem povečala v 170 občinah, v eni (Turnišče) se ni spremenila, v 22 občinah pa se je zmanjšala; najbolj se je povečala v občini Horjul (za 42,7 %), najbolj zmanjšala pa v občini Kidričevo (za 28,6 %). Iz pregleda plač po občinah vidimo, da je bila novembra 2004 največja povprečna mesečna bruto plača izplačana v občini Dol pri Ljubljani, in sicer 453 912 SIT (za 37,2 odstotka več kot v predhodnem mesecu), najmanjša pa v občini Gornji Petrovci, in sicer 146 016 SIT, (to je za 2,0 % več kot v predhodnem mesecu).

V Sloveniji je bilo novembra 2004 povprečno 173 plačanih ur ali za 2,4 % več kot v predhodnem mesecu. Največ so jih imeli v dejavnosti oskrba z elektriko, plinom, paro, toplo vodo, in sicer 181, najmanj (167) pa v dejavnosti izobraževanje.

Povprečna mesečna bruto plača za plačano uro je novembra 2004 znašala 1 688 SIT, to je za 5,4 % več kot prejšnji mesec, glede na november 2003 pa za 3,2 % več. Najvišja je bila v dejavnosti zračni promet – 3 761 SIT, najmanjša pa v dejavnosti proizvodnja oblačil; strojenje, dodelava krzna – 875 SIT.

Povprečne bruto plače za plačano uro so se novembra 2004 v primerjavi s predhodnim mesecem povečale v 40 dejavnostih, najbolj v dejavnosti finančno posredništvo brez zavarovalništva, skladov – za 41,9 %, v 14 dejavnostih pa so padle, najbolj v dejavnosti dajanje strojev, opreme v najem – za 13,0 %.

Povprečna bruto zaostala izplačila na zaposleno osebo (periodični obračun, zaključni račun in druge oblike zaostalih izplačil) v Sloveniji za november 2004 so znašala 18 404 SIT. Če odštejemo zneske, izplačane za delo, ki je bilo opravljeno pred novembrom 2004, potem bi povprečna mesečna bruto plača za delo, opravljeno v novembru 2004, znašala 273 446 SIT.

Največji delež v zaostalih izplačilih so predstavljala izplačila za 13. plače,

Compared to the previous month, in November 2004 average monthly gross earnings per person in paid employment in agriculture increased by 4.9% (they amounted to SIT 232,467), in industry they increased by 10,7% and amounted to SIT 258,351, while in services they increased by 6.4% and amounted to SIT 316,790.

Compared to the previous month, in November 2004 average monthly gross earnings per person in paid employment increased in 49 activities, the most in financial intermediation, not insurance, pension funds (by 47.1%), while in the remaining 5 activities they decreased, the most in renting equipment without operator (by 9.2%). For four activities data are not published because of confidentiality.

The highest average monthly gross earnings per person in paid employment for November 2004 were paid in air transport (SIT 668,913 or 1.2% more than in the previous month) and the lowest in manufacturing of wearing apparel; dressing of fur (SIT 147,829 or 2.4% more than in the previous month).

Compared to the previous month, in November 2004 average monthly gross earnings increased in all statistical regions, the most in Jugovzhodna Slovenia (by 12.1%). The highest average monthly gross earnings per person in paid employment were paid in Osrednjeslovenska region (SIT 339,078 or 9.3% more than for the previous month), while the lowest were paid in Pomurska region (SIT 234,161 or 4.3% more than for the previous month).

Review of earnings by administrative units shows that in November 2004 the highest average monthly gross earnings were paid in the administrative unit Ljubljana (SIT 355,333 or 9.4% more than in the previous month), while the lowest were paid in the administrative unit Ormož (SIT 214,947 or 2.3% more than for the previous month).

Compared to the previous month, in November 2004 average monthly gross earnings increased in 170 municipalities, in Turnišče they were unchanged, while in the remaining 22 municipalities they decreased. The highest growth was registered in municipality Horjul (by 42.7%) and the greatest fall in municipality Kidričevo (by 28.6%). The highest average monthly gross earnings for November 2004 were paid in the municipality Dol pri Ljubljani (SIT 453,912 or 2.6% more than in the previous month), while the lowest were paid in the municipality Gornji Petrovci (SIT 146,016 or 2.0% more than in the previous month).

In November 2004 there were 173 hours paid for, which is 2.4% more than in the previous month. Most of them were paid in electricity, gas, steam and hot water (181), while the fewest were paid in education (167).

In November 2004 average gross earnings per hour amounted to SIT 1,688, which is 5.4% more than for the previous month and 3.2% more than for November 2003. The highest average gross earnings per hour were paid in air transport (SIT 3,761), and the lowest in manufacturing of wearing apparel; dressing of fur (SIT 875).

In comparison with the previous month, in November 2004 average gross earnings per hour increased in 40 activities, the most in financial intermediation, not insurance, pension funds (by 41.9%), while in the remaining 14 activities they decreased, the most in renting equipment without operator (by 13.0%).

In November 2004 average gross overdue payments (periodical calculations, final accounts and other forms of payments for previous months) amounted to SIT 18,404. If we subtract amounts paid for work performed before November 2004, average monthly gross earnings for work performed in November 2004 amounted to SIT 273,446.

The highest share in overdue payments is that of 13<sup>th</sup> month payments



in sicer 89,5 %, delež izplačil za 13. plače v celotni bruto plači pa je znašal 5,6 %.

Povprečna mesečna bruto 13. plača na zaposleno osebo je novembra 2004 znašala 16 467 SIT. Če pri izračunu upoštevamo le tiste zaposlene osebe, ki so prejele 13. plačo, potem je v novembru 2004 povprečna mesečna bruto 13. plača znašala 153 808 SIT. Zaposlene osebe, ki so prejele 13. plačo, predstavljajo 10,7-odstotni delež med zaposlenimi osebami, ki so prejele plačo.

Najvišja povprečna mesečna bruto 13. plača je bila v sektorju nekmetijske dejavnosti (razen storitvenih dejavnosti), in sicer 20 457 SIT (delež zaposlenih oseb, ki so prejele 13. plačo, je znašal 16,1 %).

Najvišjo povprečno mesečno bruto 13. plačo so imeli v področju dejavnosti finančno posredništvo – 104 539 SIT (delež zaposlenih oseb, ki so prejele 13. plačo, je tu znašal 37,0 %). Najnižja povprečna mesečna bruto 13. plača je bila v področju dejavnosti izobraževanje (13 SIT).

Najvišja povprečna mesečna bruto 13. plača je bila izplačana v osrednjeslovenski statistični regiji (23 231 SIT), najnižja pa v notranjsko-kraški regiji (4 234 SIT). Delež zaposlenih oseb, ki so prejele 13. plačo, je bil najvišji v koroški (22,6 %), najnižji pa v notranjsko-kraški statistični regiji (1,6 %).

Pri pregledu plač po upravnih enotah vidimo, da je bila najvišja povprečna mesečna bruto 13. plača izplačana v upravni enoti Slovenska Bistrica (79 787 SIT), najnižja pa v upravni enoti Laško (863 SIT). Delež zaposlenih oseb, ki so prejele 13. plačo, je bil najvišji v upravni enoti Slovenj Gradec (36,9 %), najnižji pa v upravni enoti Laško (0,6 %).

Pregled plač po občinah nam pokaže, da je bila najvišja povprečna mesečna bruto 13. plača izplačana v občini Dol pri Ljubljani (112 802 SIT), najnižja pa v občini Zreče (71 SIT), v 55 občinah pa 13. plače niso bile izplačane. Delež zaposlenih oseb, ki so prejele 13. plačo, je bil največji v občini Cerkno (84,1 %), najnižji pa v občini Žiri (0,2 %).

Povprečna bruto pokojnina je novembra 2004 znašala 107 741 SIT, neto pa 107 162 SIT. V primerjavi z oktobrsko sta njeni bruto nominalna in realna vrednost padli – nominalna za 0,1 %, realna pa za 0,7 %.

(89.5%), while the share of 13<sup>th</sup> month payments in total gross earnings was 5.6%.

In November 2004 average monthly gross 13<sup>th</sup> month payments per person in paid employment amounted to SIT 16,467, while average gross 13<sup>th</sup> month payments per person who received 13<sup>th</sup> month payments amounted to SIT 153,808. Persons in paid employment who received 13<sup>th</sup> month payments represent a 10.7% share among persons in paid employment who received earnings.

The highest average monthly gross 13<sup>th</sup> month payments were paid in industry (SIT 20,457), where the share of persons in paid employment who received 13<sup>th</sup> month payments was 16.1%.

The highest average monthly gross 13<sup>th</sup> month payments were paid in financial intermediation (SIT 104,539), where the share of persons in paid employment who received 13<sup>th</sup> month payments was the greatest (37.0%). The lowest average monthly gross 13<sup>th</sup> month payments were paid in education (SIT 13).

The highest average monthly gross 13<sup>th</sup> month payments were paid in Osrednjeslovenska statistical region (SIT 23,231), while the lowest were paid in Notranjsko-kraška statistical region (SIT 4,234). The highest share of persons in paid employment who received 13<sup>th</sup> month payments was registered in Koroška statistical region (22.6%) and the lowest in Notranjsko-kraška statistical region (1.6%).

Review of earnings by administrative units shows that the highest average monthly gross 13<sup>th</sup> month payments were paid in administrative unit Slovenska Bistrica (SIT 79,787) and the lowest in administrative unit Laško (SIT 863). The highest share of persons in paid employment who received 13<sup>th</sup> month payments was registered in administrative unit Slovenj Gradec (36.9%) and the lowest in administrative unit Laško (0.6%).

Review of earnings by municipalities shows that the highest average monthly gross 13<sup>th</sup> month payments were paid in municipality Dol pri Ljubljani (SIT 112,802) and the lowest in municipality Zreče (SIT 71), while in 55 municipalities 13<sup>th</sup> month payments were not paid. The highest share of persons in paid employment who received 13<sup>th</sup> month payments was registered in municipality Cerkno (84.1%) and the lowest in municipality Žiri (0.2%).

In November 2004 the average gross pension amounted to SIT 107,741 while the average net pension amounted to SIT 107,162. In comparison with the previous month, the average gross pension decreased nominally by 0.1% and in real terms by 0.7%.

#### Sestavil / Prepared by: Samo Grošelj

Izdaja, založba in tisk Statistični urad Republike Slovenije, Ljubljana, Vožarski pot 12 - **Uporaba in objava podatkov dovoljena le z navedbo vira** - Odgovarja generalna direktorica mag. Irena Križman - Urednica zbirke Statistične informacije Marina Urbas - Slovensko besedilo jezikovno uredila Ivanka Zobec - Angleško besedilo jezikovno uredil Boris Panič - Naklada 330 izvodov - ISSN zbirke Statistične informacije 1408-192X - ISSN podzbirke Trg dela 1408-8886 - Informacije daje Informacijsko središče, tel.: (01) 241 51 04 - El. pošta: info.stat@gov.si - http://www.stat.si.

Edited, published and printed by the Statistical Office of the Republic of Slovenia, Ljubljana, Vožarski pot 12 - **These data can be used provided the source is acknowledged** - Director-General Irena Križman - Rapid Reports editor Marina Urbas - Slovene language editor Ivanka Zobec - English language editor Boris Panič - Total print run 330 copies - ISSN of Rapid Reports 1408-192X - ISSN of subcollection Labour market 1408-8886 - Information is given by the Information Centre of the Statistical Office of the Republic of Slovenia, tel.: +386 1 241 51 04 - E-mail: info.stat@gov.si - http://www.stat.si.