



Rak v Sloveniji

Cancer in Slovenia

2021

letno poročilo
annual report

Rak v Sloveniji

Cancer in Slovenia

2018

Naslov *Title*

Rak v Sloveniji 2018 / Cancer in Slovenia 2018

Uredniški odbor *Editorial Board*

Vesna Zadnik, glavna urednica / editor-in-chief
Gorana Gašljevič, Marko Hočevar, Katja Jarm, Vera Pompe-Kirn,
Primož Strojjan, Sonja Tomšič, Branko Zakotnik in Tina Žagar

Računalniška obdelava *EDP Analysis*

Nika Bric, Tina Žagar, Katarina Lokar, Miran Mlakar in Mojca Birk

Oblikovanje in priprava za tisk *Design and Typesetting*

Nika Bric

Tisk *Printing*

Tisk Žnidarič d.o.o.

Izdajatelj *Published by*

Onkološki inštitut Ljubljana / Institute of Oncology Ljubljana, Slovenia
Epidemiologija in register raka / Epidemiology and Cancer Registry
Register raka Republike Slovenije / Slovenian Cancer Registry

Naklada *Published in*

500 izvodov / 500 copies

Nasvet za citiranje *Recommended Reference*

Rak v Sloveniji 2018. Ljubljana: Onkološki inštitut Ljubljana,
Epidemiologija in register raka, Register raka Republike Slovenije, 2021.
Cancer in Slovenia 2018. Ljubljana: Institute of Oncology Ljubljana,
Epidemiology and Cancer Registry, Slovenian Cancer Registry, 2021.

Osebjje Registra raka Republike Slovenije *Staff of the Slovenian Cancer Registry*

Vesna Zadnik, vodja / head
Agata Čampa, Vesna Drolec, Maruška Ferjančič, Katja Hribar, Andrej Kirn, Katja Kolenc
Mokotar, Andrej Krašovec, Martina Omerzo, Branka Pestotnik, Sabina Prvinšek, Polona
Rus, Darja Strle, Laura Šeneker Zupanc, Frančiška Škrlec, Polona Škulj, Urška Tomšič,
Boštjan Zavrtnik, Brigita Zore, Mojca Birk, Nika Bric, Ana Mihor, Miran Mlakar, Katarina
Lokar, Sonja Tomšič, Tina Žagar

Naslov *Correspondence to*

Register raka Republike Slovenije / Slovenian Cancer Registry
Onkološki inštitut Ljubljana / Institute of Oncology Ljubljana
Zaloška c. 2, 1001 Ljubljana, p.p. 2217, Slovenija
Telefon / Phone: + 386 1 5879 450
E-pošta / E-mail: register@onko-i.si
Spletna stran / Web site:
<http://www.onko-i.si/rrs/> <http://www.slora.si/>
<http://www.onko-i.si/eng/crs/> <http://www.slora.si/en/>

| | |
|------------------------------------------------------------------------------------------------------------------------------------------------------------------------------|----|
| Uvodnik | 6 |
| <i>Editorial</i> | 7 |
| Podatki | 8 |
| Viri podatkov | 8 |
| Obdelava podatkov | 9 |
| Kakovost podatkov | 10 |
| <i>Data</i> | 12 |
| Data Sources | 12 |
| Data Processing | 13 |
| Data Quality | 14 |
| Rak v Sloveniji | 15 |
| Osnovni podatki o raku v Sloveniji 2018 | 16 |
| Starost bolnikov | 16 |
| Časovni trend | 16 |
| Najpogostejši raki | 18 |
| Trend najpogostejših rakov | 21 |
| Redki raki | 22 |
| Preživetje | 23 |
| Primerjava z Evropo | 26 |
| <i>Cancer in Slovenia</i> | 28 |
| Basic figures on cancer in Slovenia 2018 | 28 |
| Age of patients | 28 |
| Time trends | 29 |
| Most frequent cancers | 29 |
| Time trends for most frequent cancers | 29 |
| Rare cancers | 30 |
| Survival | 30 |
| Comparisons with Europe | 31 |
| Incidenca <i>Incidence</i> | 32 |
| Tabela 1: Opazovana in ocenjena incidenca raka po spolu, Slovenija 2009–2018 in 2021. | 32 |
| Table 1: Observed and estimated cancer incidence by sex, Slovenia 2009–2018 and 2021. | 32 |
| Tabela 2: Incidenca, groba incidenčna stopnja in po svetovni, evropski ter slovenski standardni populaciji standardizirane incidenčne stopnje raka po spolu, Slovenija 2018. | 33 |
| Table 2: Incidence, crude incidence rate and according to World, European and Slovenian standard population standardized cancer incidence rates by sex, Slovenia 2018. | 33 |
| Tabela 3: Incidenca raka po starosti in spolu ter groba stopnja (GS) na 100.000 prebivalcev in kumulativna stopnja (KS), Slovenija 2018. | 34 |
| Table 3: Cancer incidence by age and by sex with crude rate (GS) per 100,000 population and cumulative rate (KS), Slovenia 2018. | 34 |

| | | |
|------------|------------------------------------------------------------------------------------------------------------------------------------------------------------------------------------------------------------|----|
| Tabela 4a: | Incidenca mikroskopsko (histološko in citološko) potrjenih primerov raka po morfološki vrsti, Slovenija 2018. | 38 |
| Table 4a: | Incidence of microscopically (histologically and cytologically) confirmed cancer cases by morphological type, Slovenia 2018. | 38 |
| Tabela 4b: | Incidenca malignih neoplazem limfatičnega tkiva v skladu s klasifikacijo Svetovne zdravstvene organizacije iz leta 2008, Slovenija 2018. | 42 |
| Table 4b: | Incidence of malignant neoplasms of lymphoid tissue according to 2008 version of Classification of Tumours of Haematopoietic and Lymphoid Tissues (published by World Health Organization), Slovenia 2018. | 42 |
| Tabela 4c: | Incidenca ne-Hodgkinovih limfomov (NHL) po lokaciji, Slovenija 2018. | 43 |
| Table 4c: | Incidence of non-Hodgkin's lymphomas (NHL) by cancer site, Slovenia 2018. | 43 |
| Tabela 5: | Incidenca raka po stadiju, Slovenija 2018. | 44 |
| Table 5: | Cancer incidence by stage, Slovenia 2018. | 44 |

Prevalenca *Prevalence* 46

| | | |
|-----------|--------------------------------------------------------------------|----|
| Tabela 6: | Prevalenca bolnikov z rakom po spolu, Slovenija, 31. 12. 2018. | 46 |
| Table 6: | Prevalence of cancer patients by sex, Slovenia, December 31, 2018. | 46 |

Umrljivost *Mortality* 47

| | | |
|-----------|-----------------------------------------------------------------------------------------------------|----|
| Tabela 7: | Umrljivost za rakom po starosti in spolu, Slovenija 2018. Vir: Nacionalni inštitut za javno zdravje | 47 |
| Table 7: | Cancer mortality by age and by sex, Slovenia 2018. Source: National Institute of Public Health | 47 |

Preživetje *Survival* 48

| | | |
|-----------|------------------------------------------------------------------------------------------------------------------|----|
| Tabela 8: | Eno- in pet-letno čisto preživetje (s 95 % intervalom zaupanja) bolnikov po spolu, zbolelih v letih 2014–2018. | 48 |
| Table 8: | One- and five-year net survival (with 95% confidence interval) of patients diagnosed in period 2014–2018 by sex. | 48 |

Zdravljenje *Treatment* 49

| | | |
|------------|--------------------------------------------------------------------------------------------------------------------------------------------------------------------------------------------------------------------------------------------------------------------------------------------------------------------------------|----|
| Tabela 9a: | Število in deleži bolnikov (brez primerov, registriranih samo iz zdravniških poročil o vzroku smrti), v Sloveniji zbolelih leta 2018, ki so bili v okviru prvega zdravljenja operirani, zdravljeni s sistemskim zdravljenjem ali obsevani (številka v oklepaju se nanaša na obsevane na Onkološkem inštitutu Ljubljana - OIL). | 49 |
| Table 9a: | Number of patients (without cases registered from death certificates only) diagnosed in Slovenia in 2018, that were treated by surgery, systemic therapy or radiotherapy during their first treatment (in parenthesis the number of radiotherapies at Institute of Oncology Ljubljana - IOL is given). | 49 |
| Tabela 9b: | Število bolnikov (brez primerov, registriranih samo iz zdravniških poročil o vzroku smrti) v Sloveniji, zbolelih leta 2018, ki so bili v okviru prvega zdravljenja operirani, po ustanovi posega. | 50 |
| Table 9b: | Number of patients (without cases registered from death certificates only) diagnosed in Slovenia in 2018, that were treated by surgery during their first treatment by treatment institution. | 50 |
| Tabela 9c: | Število bolnikov (brez primerov registriranih samo iz zdravniških poročil o vzroku smrti) v Sloveniji, zbolelih leta 2018, ki so v okviru prvega zdravljenja prejeli sistemsko zdravljenje, po ustanovi zdravljenja. | 51 |
| Table 9c: | Number of patients (without cases registered from death certificates only) diagnosed in Slovenia in 2018, that were treated by systemic therapy during their first treatment by treatment institution. | 51 |

| | |
|-------------------------------------------------------------|----|
| Breme najpogostejših rakov <i>Cancer Fact Sheets</i> | 52 |
| Vsi raki / All cancer sites (C00–C96) | 52 |
| Prostata / Prostate (C61) | 53 |
| Pljuča in sapnik / Lung and trachea (C33, C34) | 54 |
| Dojka / Breast (C50) | 55 |
| Debelo črevo in danka / Colon and rectum (C18–C20) | 56 |
| Koža, razen melanoma / Skin, non-melanoma (C44) | 57 |
| Kožni melanom / Malignant melanoma of skin (C43) | 58 |
| Glava in vrat / Head and neck (C00–C14, C30–C32) | 59 |
| Maternično telo / Corpus uteri (C54) | 60 |
| Ne-Hodgkinov limfom / Non-Hodgkin's lymphoma (C82–C85) | 61 |
| Pojmovnik | 62 |
| <i>Glossary</i> | 63 |

Register raka Republike Slovenije (RRRS) je v svetovnem merilu prepoznan kot eden najstarejših in najkvalitetnejših populacijskih registrov raka v Evropi in svetu. Ustanovljen je bil leta 1950 in vse od začetka deluje v okviru Onkološkega inštituta Ljubljana. Začetki temeljijo na daljnovidnosti njegove ustanoviteljice in prve vodje, profesorice dr. Božene Ravnihar, ki se je že mnogo let pred tovrstnimi priporočili Svetovne zdravstvene organizacije zavedala, da je uspešnost in učinkovitost prizadevanja služb zdravstvenega varstva in zdravstvene politike za obvladovanje raka mogoče objektivno ovrednotiti le z ustreznimi podatki o bremenu te bolezni in analizami njegovega spreminjanja v času. Leta 2020 smo praznovali 70. letnico neprekinjenega delovanja slovenskega Registra raka. Častitljivo obletnico smo obeležili tudi s pripravo zgodovinskega pregleda delovanja Registra v vseh teh letih. Zainteresiranemu bralcu so zgodovinska dejstva in anekdote prikazane na naši spletni strani (www.onko-i.si/rrs) ter v posebej za to priložnost izdani brošuri.

Podatki o novih primerih raka (incidenci), preživetju in prevalenci, ki se zbirajo v Registru raka, so skupaj s podatki o umrljivosti, ki jih zbira in obdeluje Nacionalni inštitut za javno zdravje, osnova za ocenjevanje bremena rakavih bolezni v državi. Pomembni so za načrtovanje in ocenjevanje Državnega programa obvladovanja raka na področju primarne in sekundarne preventive, diagnostike, zdravljenja in rehabilitacije, za načrtovanje zmogljivosti in sredstev, ki so potrebni za obvladovanje rakavih bolezni (osebje, medicinska oprema, bolnišnične zmogljivosti). Dragoceni so za klinične in epidemiološke raziskave v Sloveniji in v širših mednarodnih raziskavah ter za vrednotenje učinkovitosti presejalnih programov. Z natančnimi podatki o diagnostiki in zdravljenju, ki jih v Registru raka beležimo v okviru kliničnih registrov pa lahko, poleg zgoraj opisanega spremljamo tudi kakovost obravnave onkoloških bolnikov. Podatki Bolnišničnega registra Onkološkega inštituta Ljubljana, ki že ves čas deluje v sklopu nacionalnega Registra raka ter ga oskrbuje z velikim delom podatkov, pa omogočajo podrobnejši pregled nad bolniki, zdravljenimi na inštitutu.

Redna letna poročila nacionalnega Registra raka so namenjena neposrednemu seznanjanju strokovne javnosti in drugih zainteresiranih. Ker je potreben čas za izdajo letnega poročila nekoliko daljši, v poročilih zadnja leta objavljamo tudi pričakovano incidenco raka v letu, ko je poročilo izdano (v tokratnem poročilu za leto 2021). Od leta 2010 deluje tudi naš interaktivni spletni portal, ki smo ga po začetnih črkah besed »Slovenija in rak« poimenovali SLORA. Dostopen je na elektronskem naslovu www.slora.si. Omogoča preprost in hiter dostop do večine podatkov o raku v Sloveniji ter s hitrim dostopom do tujih baz omogoča primerjavo bremena raka v Sloveniji z drugimi državami v Evropi in po svetu.

Vsem, ki ste kakorkoli prispevali k izdaji tega poročila, tako sodelavcem Registra raka kot tudi vsem zdravnikom in kliničnemu osebju po vsej državi, ki ste nam posredovali poročila o diagnozi in zdravljenju raka, se v imenu uredniškega odbora najlepše zahvaljujem.



Ljubljana, september 2021

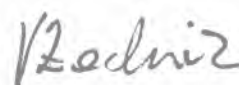
prof. dr. Vesna Zadnik, dr. med.
vodja Registra raka Republike Slovenije

The Slovenian Cancer Registry (SCR) is recognized as one of the oldest and best quality population-based cancer registries in Europe and the world. Founded in 1950, from the very beginning it has operated under the auspices of the Institute of Oncology Ljubljana. It was established thanks to the hard work and visionary ideas of its founder and first director, prof dr Božena Ravnihar. Many years before the World Health Organization endorsed such measures, she recognized that the effectiveness and efficiency of the efforts of health services and health policy to manage cancer can be objectively evaluated only with appropriate data on the burden of disease and monitoring of changes over time. In 2020, the Slovenian Cancer Registry celebrated the 70th anniversary of continuous operation. To mark this venerable anniversary, we have also prepared a historical overview of the work of the Registry in all these years. Readers interested in learning more can find historical facts and anecdotes on our website (www.onko-i.si/eng/rrs) and in a brochure published specially for this occasion.

Data on new cancer cases (incidence), survival and prevalence amassed in the Cancer Registry, together with mortality data collected and processed by the National Institute of Public Health, form the basis for assessing cancer burden in the country. The Registry's data are important for planning and evaluation of the National Cancer Control Programme for the primary and secondary prevention of cancer, diagnostics, treatment and rehabilitation, as well as for planning for the facilities and resources needed for cancer management (staff, medical equipment, hospital facilities). They are also extremely useful for Slovenian and international clinical and epidemiological research and for evaluating the effectiveness of screening programmes. In addition, precise data on diagnosis and treatment that the Cancer Registry manages in clinical registries can be used to monitor the quality of treatment received by oncology patients. The Hospital Registry of the Institute of Oncology Ljubljana, which has always been managed as part of the nationwide Cancer Registry and is in large part also supplied with Registry's data, provides a more detailed overview of patients treated at the Institute.

Regular annual reports of the Slovenian Cancer Registry aim to directly inform the professional community and other stakeholders. Given that it takes a fair amount of time to prepare and publish the annual report, the projected cancer incidence for the year when the report is issued (i.e. for 2021 in this report) has in recent years been included in the report. Since 2010, our SLORA interactive web portal – www.slora.si – has also been up and running; its name is based on the initial letters of the words *Slovenija in rak* (Slovenia and cancer). It provides easy and quick access to most cancer data in Slovenia and, with useful links to foreign databases, enables the comparison of cancer burden in Slovenia with other countries in Europe and in the world.

On behalf of the Editorial Board, I would like to sincerely thank everyone who has contributed to the publication of this report, including the staff of the Cancer Registry along with all the physicians and clinical staff across the country who have provided us with reports on cancer diagnosis and treatment.

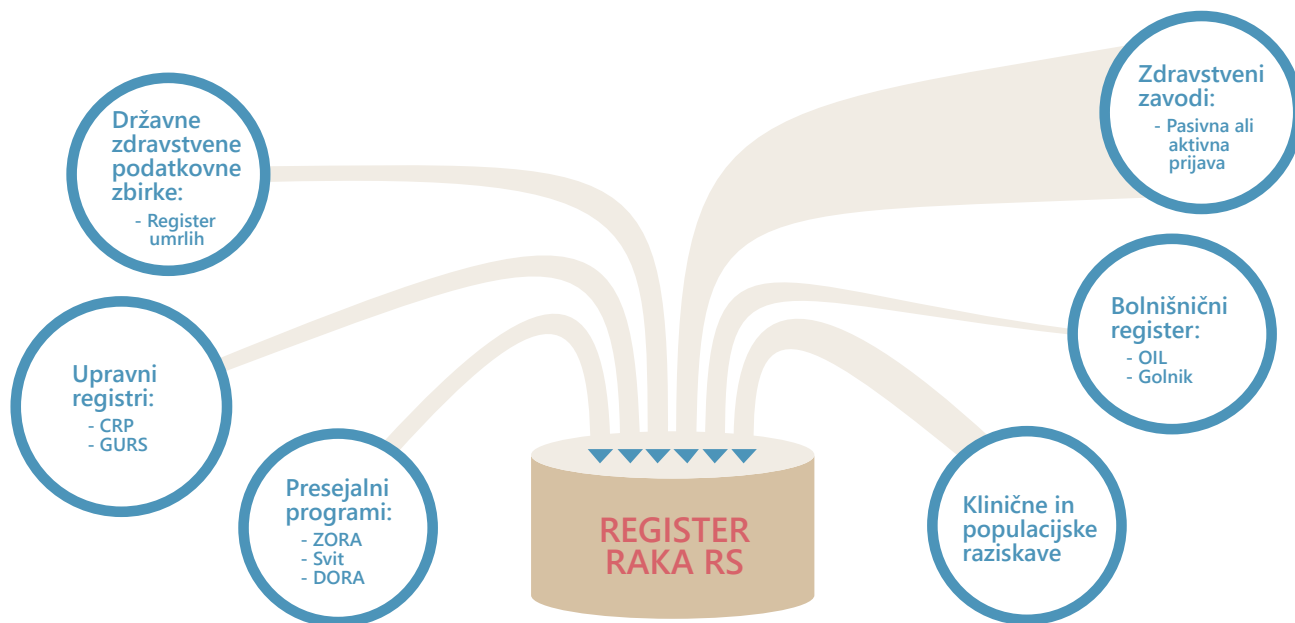


prof. Vesna Zadnik, MD, PhD
director of the Slovenian Cancer Registry

Ljubljana, September 2021

Viri podatkov

Prijavljanje raka je v Republiki Sloveniji obvezno in zakonsko predpisano že od ustanovitve Registra raka (Ur. l. SRS št. 10/50, št. 29/50, št. 14/65, št. 1/80, št. 45/82, št. 42/85; Ur. l. RS št. 9/92, št. 65/00, št. 47/15 in 31/18). Popolnost zajema podatkov se v Registru raka zagotavlja z vključevanjem različnih virov podatkov, kot je shematsko prikazano na spodnji sliki. Pri povezovanju različnih zbirk se uporablja enotni državni identifikator EMŠO.



Osnovni vir podatkov so slovenski javnozdravstveni zavodi, ki bolezen diagnosticirajo, bolnika zdravijo in spremljajo. Tradicionalno bolnišnice poročajo Registru raka na posebnem formularju *Prijavnica rakave bolezni*. Na Onkološkem inštitutu Ljubljana (OIL) in deloma na Univerzitetni Kliniki Golnik zbirajo podatke za *Prijavnico* v lastnem bolnišničnem registru ter jih od tam v Register raka posredujejo elektronsko; v ostalih bolnišnicah *Prijavnice* izpolnjujejo zdravniki, ki bolnika obravnavajo, ali pooblaščen osebje. Skladno s cilji Državnega programa obvladovanja raka 2017–2021 smo v letu 2019 začeli uvajati tako imenovano aktivno registracijo, kjer bolnišnice v svojih informacijskih sistemih pripravijo in Registru raka posredujejo seznam bolnikov, ustreznih za registracijo, vse podatke o bolezni in obravnavi za te bolnike pa usposobljeno osebje Registra raka zbira in beleži samo z neposrednim dostopom do elektronske dokumentacije pri izvajalcih. Pasivno poročanje s *Prijavnicami* je tako ukinjeno. Za zbolele v letu 2018, ki so prikazani v tem poročilu, smo v Registru raka zbrali podatke z aktivno registracijo na Onkološkem inštitutu Ljubljana, Univerzitetnem kliničnem centru Maribor, Pediatrični kliniki ter Kliničnem oddelku za hematologijo Univerzitetnega kliničnega centra Ljubljana.

Dopolnilni vir podatkov Registra raka so zdravniška poročila o vzroku smrti, ki nam jih pošilja Nacionalni inštitut za javno zdravje RS, ter podatki o diagnosticiranih rakih, ki jih zabeležijo v treh državnih presejalnih programih: ZORA za odkrivanje predrakavih in zgodnjih rakavih sprememb na materničnem vratu, DORA za odkrivanje raka dojke in Svit za odkrivanje predrakavih sprememb in raka na debelem črevesu in danki. Za izračun prevalence in preživetja bolnikov potrebujemo podatek, ki se imenuje vitalno stanje (ali je oseba živa, mrtva ali izgubljena iz registra prebivalstva). Podatek dobimo dnevno preko varnih spletnih povezav iz Centralnega registra prebivalstva (CRP). Podrobne ana-

lize prostorske razporeditve raka nam omogočata točno opredeljevanje naslovov bolnikov z rakom in redna povezava z Registrom prostorskih enot (RPE) Geodetske uprave RS (GURS). Pri razporeditvi prebivalcev v geografske enote uporabljamo podatek o stalnem naslovu oseb ob ugotovitvi bolezni in ne tudi o začasnem naslovu, kot je upoštevano v pripravi števila prebivalcev po klasični »statistični« definiciji.

Pri izračunavanju in interpretiranju večine kazalnikov bremena raka so poleg podatkov o bolnikih ključni tudi nacionalni podatki o številu prebivalcev in njihovi starostni strukturi. Za Slovenijo je točno število in starostna struktura prebivalcev na voljo za popisna leta že ves čas registracije raka. Nacionalni popis prebivalstva je bil pripravljen približno na vsakih deset let. Podatkov za vmesna obdobja do leta 1985 ni, zato smo pri izračunu kazalnikov predpostavili, da je bila med dvema popisnima letoma struktura enaka. Od sredine osemdesetih let, odkar število prebivalstva v Sloveniji spremlja CRP, je mogoče dobiti ažuren podatek o številu in starostni strukturi prebivalcev. V letnih poročilih uporabljamo podatek o prebivalcih na datum 1. julija posameznega leta, kot ga dobimo na podatkovnem portalu SI-STAT Statističnega urada RS. Podatki o prebivalstvu po spolu in petletnih starostnih skupinah za celotno Slovenijo za leto 2018 so prikazani v tabeli.

Prebivalci Slovenije po starosti in spolu na dan 1. 7. 2018.
Population of Slovenia by age and sex on July 1st 2018.

| Starostna skupina Age group | Skupaj All | Moški Males | Ženske Females |
|--------------------------------|---------------|----------------|-------------------|
| 0-4 | 103.023 | 52.936 | 50.087 |
| 5-9 | 111.021 | 57.228 | 53.793 |
| 10-14 | 97.787 | 50.109 | 47.678 |
| 15-19 | 92.599 | 47.982 | 44.617 |
| 20-24 | 100.852 | 52.467 | 48.385 |
| 25-29 | 115.511 | 60.298 | 55.213 |
| 30-34 | 137.408 | 72.138 | 65.270 |
| 35-39 | 154.470 | 81.402 | 73.068 |
| 40-44 | 154.636 | 81.130 | 73.506 |
| 45-49 | 145.749 | 75.583 | 70.166 |
| 50-54 | 154.333 | 78.260 | 76.073 |
| 55-59 | 149.384 | 75.354 | 74.030 |
| 60-64 | 145.944 | 72.635 | 73.309 |
| 65-69 | 128.962 | 62.728 | 66.234 |
| 70-74 | 89.608 | 40.840 | 48.768 |
| 75-79 | 79.372 | 33.536 | 45.836 |
| 80-84 | 58.051 | 21.611 | 36.440 |
| 85+ | 51.340 | 13.997 | 37.343 |
| Skupaj / Total | 2.070.050 | 1.030.234 | 1.039.816 |

Obdelava podatkov

Podatke, prispele v Register raka, posebej usposobljene medicinske sestre v procesu registracije kodirajo v skladu z mednarodnimi, nacionalnimi in internimi pravili.

Lokacija tumorja

Za razvrščanje neoplazem po primarni lokaciji je od leta 1997 v veljavi deseta revizija Mednarodne klasifikacije bolezni in sorodnih zdravstvenih problemov za statistične namene (MKB-10), pred tem pa smo uporabljali osmo.

Od leta 1993 je obvezno prijavljanje sprememb materničnega vratu, označenih kot CIN III (šifra 219 po 8. reviziji MKB), dotlej pa so se registrirale le spremembe, označene s šifro 234.0 (karcinom in situ). Primerjava s podatki za obdobje 1961–1992 tako ni možna. Po 10. reviziji MKB so vse intraepitelijske spremembe materničnega vratu uvrščene v šifro D06. Od leta 1987 registriramo tudi prijavljene intraepitelijske karcinome dojke (šifra D05), od leta 1995 pa intraepitelijske karcinome mehurja (šifra D09.0) in kožne melanome Clark I (šifra D03).

Morfologija tumorja

Pri uvrščanju med maligne bolezni uporabljamo morfološki del Mednarodne klasifikacije bolezni za onkologijo. Od leta 2012 uporabljamo njeno tretjo izdajo z dopolnitvami iz leta 2011. V tej izdaji je nekaj novosti, med drugimi navedba, katere histološke vrste sodijo med maligne, in nekaj novih histoloških vrst, ki do tedaj niso bile obravnavane posebej. Tako npr. gastrointestinalne stromalne tumorje (GIST) uvrščamo med posebne histološke vrste šele od leta 2001. V skladu z novimi pravili mejno malignih tumorjev jajčnikov ne uvrščamo več v kategorijo C56, pač pa v D39.1. Po tretji reviziji so med maligne uvrščene kronične mieloproliferativne bolezni in mielodisplastični sindromi (sedaj s topografsko šifro C96.7) in policitemije, ki jih od 2001 uvrščamo v skupino C94.

Z razvojem molekularne in genske tehnologije je mogoče natančneje opredeliti vrsto celičnih sprememb, ki nastanejo pri neoplazmah krvotornega in limfatičnega tkiva, in jih zato bolj usmerjeno zdraviti. S tem se veča tudi število različnih vrst bolezni, njihovo razvrščanje pa se vedno bolj izpopolnjuje. Svetovna zdravstvena organizacija je leta 2001 objavila posebno klasifikacijo, ki opredeljuje malignome krvotornega in limfatičnega tkiva glede na imunofenotip, genetske spremembe in klinično sliko. Leta 2008 je bila ta klasifikacija posodobljena in pri kliničnem delu zamenjuje številne dodatne klasifikacije malignomov krvotornega in limfatičnega tkiva. Povzema jo tudi Mednarodna klasifikacija bolezni za onkologijo (3. izdaja, dopolnitev 2011).

Stadij bolezni

Za prikaz porazdelitve bolezni po stadiju ob diagnozi v letnih poročilih pri solidnih tumorjih uporabljamo poenostavljeno razvrščanje v eno od treh skupin: omejena bolezen, regionalno razširjena bolezen in oddaljeno razširjena bolezen. Primer opredelimo na osnovi ugotovitev katere koli zapišane preiskave – od popisa operacije do obdukcije, če bolnik predtem ni bil zdravljen. Poenostavljena opredelitev stadijev praviloma sledi klasifikaciji TNM. V omejen stadij je tako praviloma uvrščen primer bolezni, pri katerem je tumor označen s T1 ali T2. Pri dojki, kožnem melanomu in ščitnici so v omejen stadij vključeni tudi tumorji T3; pri materničnem vratu, materničnem telesu in sarkomih ter pri jajčniku, jajcevodu in trofoblastnih tumorjih v omejen stadij sodijo le tumorji T1. Pri omejeni bolezni seveda niso prizadete področne bezgavke in ni zasevkov v oddaljenih organih (N0, M0). V stadiju regionalne razširitve je tumor opredeljen kot T3 in T4 (razen v omenjenih izjemah) in/ali so prizadete tudi področne bezgavke (N1), zasevkov v oddaljenih bezgavkah in organih pa ni (M0). V skupino oddaljeno razširjene bolezni pa uvrščamo primere, pri katerih je zapisano, da so bili zasevki že prisotni v oddaljenih bezgavkah ali organih (M1).

V bazi RRRS hranimo tudi podatek o stadiju bolezni po klasifikaciji TNM ali drugih klasifikacijah, če je bil tako opredeljen na prijavnici oz. je bilo na njej vsaj dovolj podatkov za njegovo naknadno opredelitev. Dodatno ginekološke tumorje opredeljujemo po klasifikaciji FIGO, pri kožnem melanomu beležimo velikost po Clarku in Breslowu, maligni limfomi pa so opredeljeni po klasifikaciji Ann-Arbor.

Kakovost podatkov

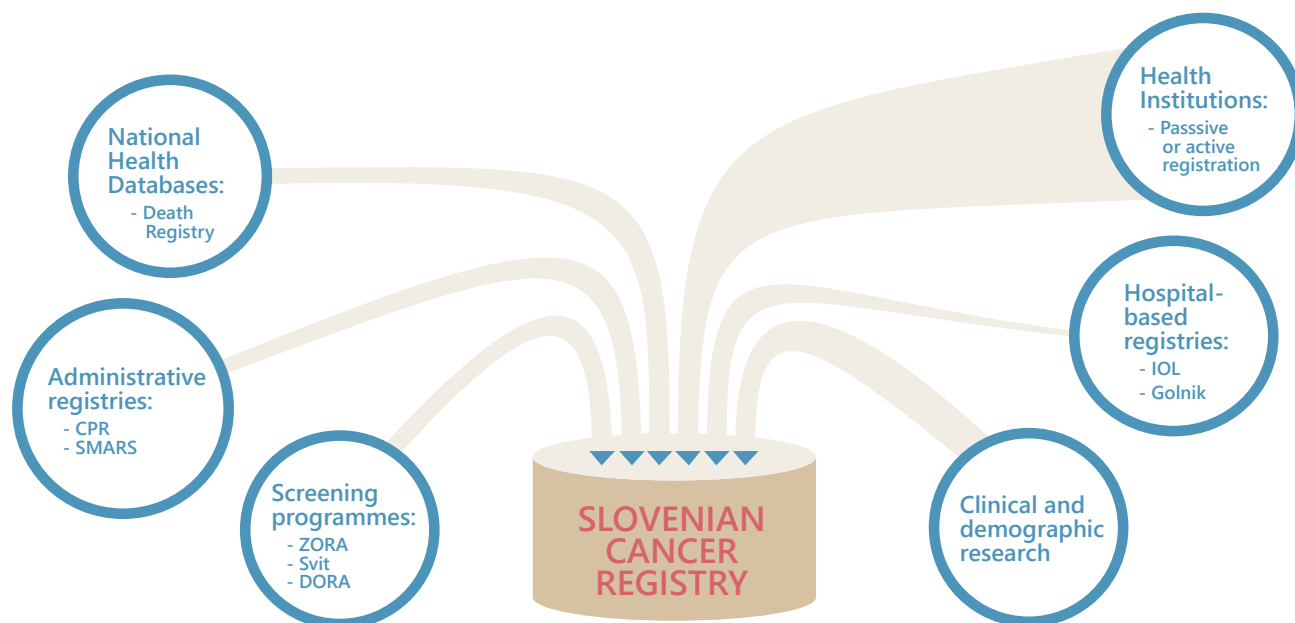
V Registru raka spremljamo kakovost podatkov z dvema tradicionalnima mednarodno primerljivima posrednima kazalnikoma: odstotni delež mikroskopsko (histološko ali citološko) potrjenih primerov in odstotni delež primerov, registriranih samo iz zdravniških poročil o vzroku smrti. Vrednosti teh kazalnikov so prikazane v tabeli.

Incidenca raka glede na način postavitve diagnoze po izbrani primarni lokaciji, Slovenija 2018.
Cancer incidence according to basis of diagnosis, Slovenia 2018.

| Šifra MKB ICD code | Primarna lokacija Primary site | Število novih primerov Number of new cases | Mikroskopsko potrjeni primeri Microscopically confirmed cases | | Ugotovljeni z drugimi preiskavami Confirmed by other investigations | | Registrirani samo iz zdravniških poročil o vzroku smrti Registered from death certificates only | | |
|-----------------------|-----------------------------------------------------------------------------------------------------------|-----------------------------------------------------|------------------------------------------------------------------------|-------|------------------------------------------------------------------------------|------|-------------------------------------------------------------------------------------------------------------|-----|-----|
| | | | Število Number | % | Število Number | % | Število Number | % | |
| C00–C96 | Vse lokacije All sites | Moški in ženske / Males and females | 15905 | 15112 | 95,0 | 752 | 4,7 | 41 | 0,3 |
| | | Moški / Males | 8515 | 8071 | 94,8 | 431 | 5,1 | 13 | 0,2 |
| | | Ženske / Females | 7390 | 7041 | 95,3 | 321 | 4,3 | 28 | 0,4 |
| C00–C14 | Usta in žrelo / Mouth and pharynx | 339 | 335 | 98,8 | 3 | 0,9 | 1 | 0,3 | |
| C15 | Požiralnik / Oesophagus | 103 | 91 | 88,3 | 11 | 10,7 | 1 | 1,0 | |
| C16 | Želodec / Stomach | 438 | 427 | 97,5 | 9 | 2,1 | 2 | 0,5 | |
| C18 | Debelo črevo / Colon | 850 | 810 | 95,3 | 32 | 3,8 | 8 | 0,9 | |
| C19–C20 | Rektum in rektosigmoidna zveza / Rectum and rectosigmoid junction | 499 | 480 | 96,2 | 17 | 3,4 | 2 | 0,4 | |
| C22 | Jetra in intrahepatični vodi / Liver and intrahepatic bile ducts | 231 | 126 | 54,5 | 103 | 44,6 | 2 | 0,9 | |
| C23–C24 | Žolčnik in žolčevodi / Gallbladder and biliary tract | 190 | 116 | 61,1 | 73 | 38,4 | 1 | 0,5 | |
| C25 | Trebušna slinavka / Pancreas | 428 | 287 | 67,1 | 140 | 32,7 | 1 | 0,2 | |
| C32 | Grlo / Larynx | 119 | 119 | 100,0 | 0 | 0,0 | 0 | 0,0 | |
| C33–C34 | Sapnik, sapnici in pljuča / Trachea, bronchus and lung | 1565 | 1430 | 91,4 | 130 | 8,3 | 5 | 0,3 | |
| C43 | Maligni melanom kože / Malignant melanoma of skin | 604 | 604 | 100,0 | 0 | 0,0 | 0 | 0,0 | |
| C44 | Druge maligne neoplazme kože / Skin, excl. melanoma | 3603 | 3588 | 99,6 | 15 | 0,4 | 0 | 0,0 | |
| C48–C49 | Vezivno in mehko tkivo / Connective and soft tissue | 74 | 73 | 98,6 | 1 | 1,4 | 0 | 0,0 | |
| C50 | Dojka / Breast | 1526 | 1509 | 98,9 | 11 | 0,7 | 6 | 0,4 | |
| C53 | Maternični vrat / Cervix uteri | 108 | 107 | 99,1 | 1 | 0,9 | 0 | 0,0 | |
| C54 | Maternično telo / Corpus uteri | 351 | 349 | 99,4 | 2 | 0,6 | 0 | 0,0 | |
| C56 | Jajčnik / Ovary | 142 | 136 | 95,8 | 5 | 3,5 | 1 | 0,7 | |
| C61 | Prostata / Prostate | 1680 | 1636 | 97,4 | 42 | 2,5 | 2 | 0,1 | |
| C62 | Modo / Testis | 86 | 86 | 100,0 | 0 | 0,0 | 0 | 0,0 | |
| C64–C65 | Ledvica z ledvičnim mehom / Kidney with renal pelvis | 443 | 404 | 91,2 | 38 | 8,6 | 1 | 0,2 | |
| C67 | Sečni mehur / Bladder | 342 | 330 | 96,5 | 12 | 3,5 | 0 | 0,0 | |
| C70–C72 | Centralni in avtonomni živčni sistem / Central and autonomic nervous system | 168 | 152 | 90,5 | 16 | 9,5 | 0 | 0,0 | |
| C73 | Ščitnica / Thyroid gland | 194 | 194 | 100,0 | 0 | 0,0 | 0 | 0,0 | |
| C81 | Hodgkinov limfom / Hodgkin's lymphoma | 51 | 51 | 100,0 | 0 | 0,0 | 0 | 0,0 | |
| C82–C85 | Ne-Hodgkinovi limfomi / Non-Hodgkin's lymphoma | 424 | 424 | 100,0 | 0 | 0,0 | 0 | 0,0 | |
| C90 | Difuzni plazmocitom in maligne neoplazme plazmatk Multiple myeloma and malignant plasma cell neoplasms | 142 | 142 | 100,0 | 0 | 0,0 | 0 | 0,0 | |
| C91–C95 | Levkemije / Leukaemias | 351 | 351 | 100,0 | 0 | 0,0 | 0 | 0,0 | |

Data Sources

Notification of cancer has been compulsory in Slovenia since the foundation of the Slovenian Cancer Registry and prescribed by law (Official Gazette of SRS, No 10/50, 29/50, 14/65, 1/80, 45/82 and 42/85; Official Gazette of RS, No 9/92, 65/00, 47/15 and 31/18). Incorporation of data from different sources into the Cancer Registry, as schematically shown in the figure below, ensures data completeness. The unique national identification number (EMŠO) is used to facilitate linkage between different databases.



The main sources of data are Slovenian public healthcare institutions, where diagnostics, treatment and follow-up of patients are carried out. Traditionally, hospitals report cases to the Cancer Registry via special Cancer Notification Form. At the Institute of Oncology Ljubljana (IOL) and in part also at the University Clinic Golnik, their own hospital registries collect data for the Notification form and then send it electronically to the Cancer Registry; in other hospitals Notification forms are filled in by the attending physicians or by the authorized staff. In accordance with the goals of the National Cancer Control Program 2017–2021, in 2019 we began introducing data collection via so-called active registration, where hospital information systems are used to compile and provide the Cancer Registry with a list of patients eligible for registration, whose data on the disease and treatment are then collected and recorded directly from back-office information systems by the trained staff of the Slovenian Cancer Registry. Passive reporting using Notification Forms will gradually be phased out. For patients diagnosed in 2018, whose data are the subject of this report, active registration was employed by the Cancer Registry in collecting the data from the Institute of Oncology Ljubljana, the University Medical Centre Maribor, as well as the Division of Paediatrics and the Department of Haematology at the University Medical Centre Ljubljana.

Complementary sources of information for the Cancer Registry are death certificates that we obtain from the National Institute of Public Health of the Republic of Slovenia and data on diagnosed cancers recorded in three national screening programs: ZORA for detection of precancerous and early

cancerous cervical lesions, DORA for early detection of breast cancer, and Svit for detection of pre-cancerous lesions and cancer of the colon and rectum. Calculation of cancer prevalence and survival requires information on the patient's vital status (whether the person is alive, dead or lost to follow-up). This data is updated daily through secure electronic linkage with the Central Population Registry (CPR). Detailed analyses of the spatial distribution of cancer are only possible if we have accurately defined addresses of cancer patients, which we obtain through regular linkage to the Register of Spatial Units of the Surveying and Mapping Authority of the Republic of Slovenia (SMARS). When allocating the population to geographical units, we take into account only the permanent residence of persons at the time of diagnosis and not the temporary one, contrary to the standard "statistical" definition of the population used for calculating the number of inhabitants.

In addition to patient data, national population data, especially population size and age structure, are important for calculation and interpretation of most indicators of cancer burden. Census population data are available for the whole time period since the beginning of cancer registration in Slovenia. The census has been performed nearly every 10 years, however until 1985 no data were available for intermediate years, so for this time period it was assumed that the population structure between two censuses was the same. Since the middle of the eighties, population data are available for any date at the Central Population Registry. In Annual Reports the population data on July 1 of the relevant year are used, obtained from the SiStat Database of the Statistical Office of the Republic of Slovenia. In the table on page 9, the population size of Slovenia in 2018 is presented, stratified by age and sex.

Data Processing

At the Cancer Registry, specially trained nurses code the data retrieved from Notifications of cancer in accordance with international, national and internal guidelines for cancer registration.

Tumour Location

Since 1997, cancer sites are coded according to the 10th revision of the International Statistical Classification of Diseases and Related Health Problems (ICD-10); previously, the 8th revision was used (ICD-8).

In 1993, compulsory registration of all cervical intraepithelial dysplasia classified as CIN III was introduced (code 219 according to ICD-8). Until then, only carcinoma in situ (code 234.0) was registered. Thus, comparisons with data for the period 1961–1992 are not possible. According to ICD-10, all cervical intraepithelial neoplasms (in situ and CIN III) are coded as D06. Since 1987, the number of all reported intraepithelial carcinomas of breast (code D05) and since 1995, all reported intraepithelial carcinomas of the bladder (code D09.0) and all malignant melanomas of Clark level I (code D03) have been registered as well.

Tumour Morphology

When classifying tumours as malignant, the behaviour digit of the morphology code of the International Classification of Diseases for Oncology is used. Since 2012, the 3rd edition has been in use, including the 2011 updates. In this edition some changes were introduced in terms of morphology and behaviour coding and some new morphology codes were added for tumours that were not coded separately before 2001. For example, gastrointestinal stromal tumours (GIST) are a distinct entity since 2001. According to the new rules, ovarian tumours of borderline malignancy are currently coded as D39.1 (and not C56). According to the 3rd edition, chronic myeloproliferative disorders and myelodysplastic syndromes as well as polycythaemia are classified as malignant neoplasms, the former two being assigned to C96.7, while the polycythaemia is classified under the topography code C94 from the year 2001 on.

Development of molecular and genetic technologies has enabled more detailed classification of the type of cellular changes, found in malignant neoplasms of the lymphoid and haematopoietic tissues. Better and more detailed identification enables targeted treatment. This corresponds to a larger number of disease types with the classification system constantly updating. In 2001, the World Health Organization published a special classification of neoplasms of the lymphoid and haematopoietic tissue based on immunophenotype, genetic changes and clinical picture. The classification was updated in 2008 and it replaced several other classifications of neoplasms of the lymphoid and haematopoietic tissue in clinical use. Furthermore, the International Classification of Diseases for Oncology (third revision, 2011 update) follows this classification.

Cancer Staging

For stage description, a simplified definition of stages at diagnosis is used for solid tumours, classifying them into localized, regional and distant stage of disease. The simplified definition is based on all investigation methods, including surgery. In case the patient was not treated before death, the autopsy record is considered as well. The simplified stage definition generally follows the TNM classification. Localized stage includes all cancers where the tumour has been classified as T1 and T2. In breast cancer, skin melanoma and thyroid cancer T3 tumour is also included in the localized stage. In cases of uterine cervix, corpus and sarcomas, ovarian cancer, Fallopian tube and trophoblastic tumours only T1 tumour is included in the localized stage. In all these cases neither regional lymph node involvement nor distant metastases are found (N0, M0). The regional stage includes tumours classified as T3 and T4 (with aforementioned exceptions) and/or with regional lymph node metastases (N1), without presence of metastases in distant lymph nodes or organs (M0). A disease with metastases in distant lymph nodes or organs is classified as a distant stage (M1).

Stage according to TNM or any other appropriate classification, if available, is also stored in the Cancer Registry database. Additionally, FIGO classification is used for gynaecological tumours, Clark's level and Breslow's thickness in skin melanoma, and Ann-Arbor System for lymphomas.

Data Quality

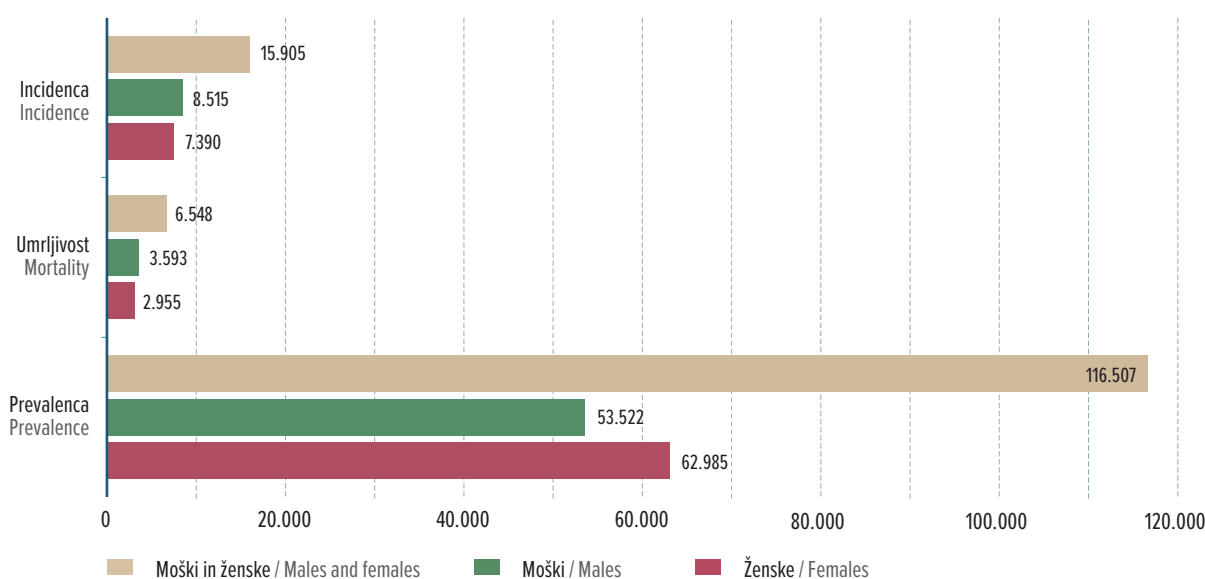
The quality of information can be directly assessed by the following internationally harmonized standard parameters: the percentage of microscopically (histologically or cytologically) confirmed cases and the percentage of cancer cases registered on the basis of death certificates only. The values of these parameters are presented in the table on page 11.

Rak v Sloveniji

Za dodatne podatke o bremenu raka v Sloveniji in svetu obiščite: www.slora.si.

- Med rojenimi leta 2018 bosta do svojega 75. leta starosti za rakom predvidoma zbolela eden od dveh moških in ena od treh žensk.
- Za rakom zboli letno okrog 15.000 Slovencev, skoraj 8.000 moških in več kot 7.000 žensk, umre pa jih več kot 6.500, približno 3.500 moških in 3.000 žensk; med nami živi že več kot 110.000 ljudi, ki so kadarkoli zboleli zaradi ene od rakavih bolezni (prevalenca).
- Kljub temu da se ogroženost z rakom zmerno viša, je najvišja pri starejših; med vsemi rakavimi bolniki, zbolelimi leta 2018, je bilo 64 % starejših od 65 let. Ker se slovensko prebivalstvo stara, je samo zaradi vedno večjega deleža starejših pričakovati, da se bo število novih primerov raka še višalo.
- Najpogostejši raki pri nas (kože, prostate, pljuč, dojke ter debelega črevesa in danke) so leta 2018 predstavljali 61 % vseh ugotovljenih rakov. Ti raki so povezani z nezdravim življenjskim slogom, čezmernim sončenjem, nepravilno prehrano, kajenjem in čezmernim pitjem alkoholnih pijač; ogroženost z njimi je treba zmanjšati z ukrepi primarne preventive.
- Presejalni programi za rake, ki jih priporoča Svet Evropske zveze in smo jih uvedli tudi v Sloveniji, bodo z zgodnjim odkrivanjem zmanjšali umrljivost za rakom dojk, debelega črevesa in danke ter rakom materničnega vratu; pri slednjih dveh bodo zmanjšali tudi incidenco.
- Petletno čisto preživetje odraslih slovenskih bolnikov s katero koli vrsto raka (brez nemelanomskega kožnega), ki so zboleli v obdobju 2014–2018, je bilo 57 %, bolnic pa 61 %.

Povzetek



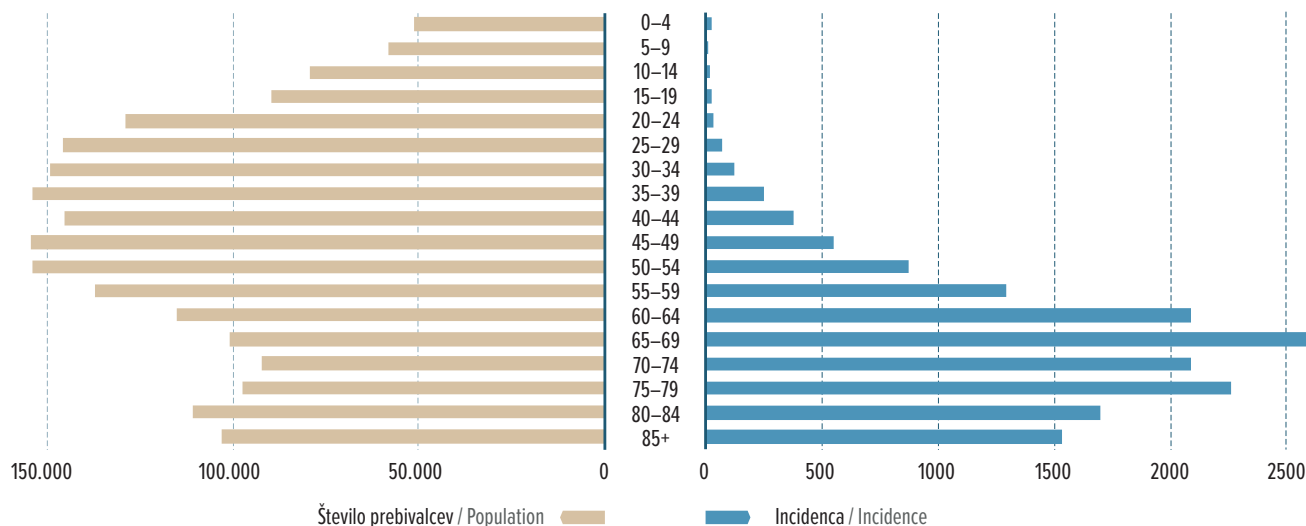
Slika 1. Breme raka, Slovenija 2018.
Figure 1. Cancer burden, Slovenia 2018.

Osnovni podatki o raku v Sloveniji 2018

- Leta 2018 je v Sloveniji za rakom zbolelo 15.905 ljudi (8.515 moških in 7.390 žensk).
- Starostno standardizirana incidenčna stopnja (evropsko prebivalstvo) je bila 502,3/100.000; 584,4 pri moških in 444,5 pri ženskah. Med rojenimi leta 2018 bosta do svojega 75. leta starosti za rakom predvidoma zbolela eden od dveh moških in ena od treh žensk.
- Leta 2018 je za rakom umrlo 6.548 Slovencev, 3.593 moških in 2.955 žensk. Med nami je živel 116.507 ljudi (52.522 moških in 62.985 žensk), ki so kadarkoli zboleli za eno od rakavih bolezni (prevalenca).
- Med posameznimi slovenskimi regijami ne opažamo bistvenih razlik v bremenu raka.

Starost bolnikov

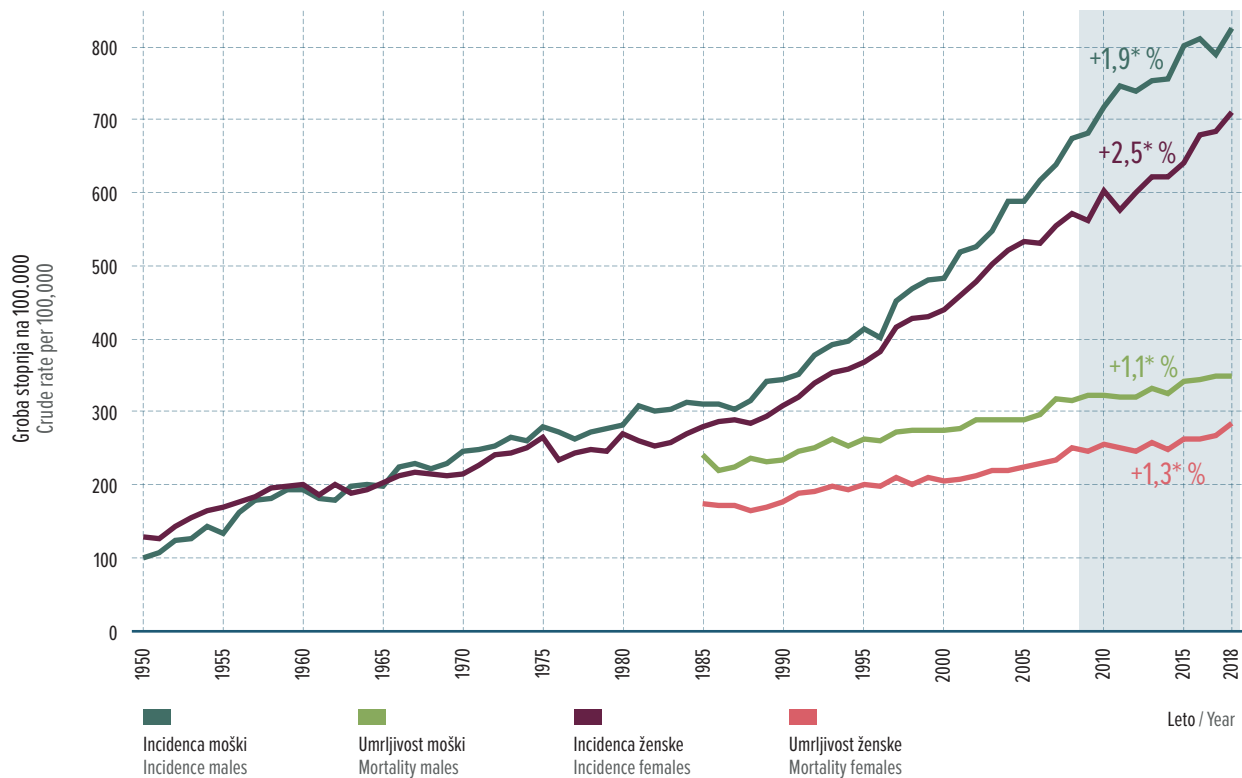
- Čeprav se ogroženost z rakom zmeroma viša, je najvišja v poznejši starosti; med vsemi rakavimi bolniki je leta 2018 kar 66 % moških in 62 % žensk zbolelo po dopolnjeni starosti 65 let. Manj kot polovico odstotka vseh rakavih bolezni je bilo ugotovljenih pri otrocih in mladostnikih (do 20. leta).
- Ker se slovensko prebivalstvo stara, je samo zaradi čedalje večjega deleža starejših pričakovati, da se bo število novih primerov raka še večalo. Ocenjujemo, da je bomo leta 2021 zabeležili že 17.170 novih bolnikov.



Slika 2. Število novih primerov vseh rakov (desna stran) po starosti ter primerjava s številom prebivalcev (leva stran) v istih starostnih skupinah, Slovenija 2018.
Figure 2. Number of new cancer cases (right side) by age and comparison with the population numbers (left side) in the same age groups, Slovenia 2018.

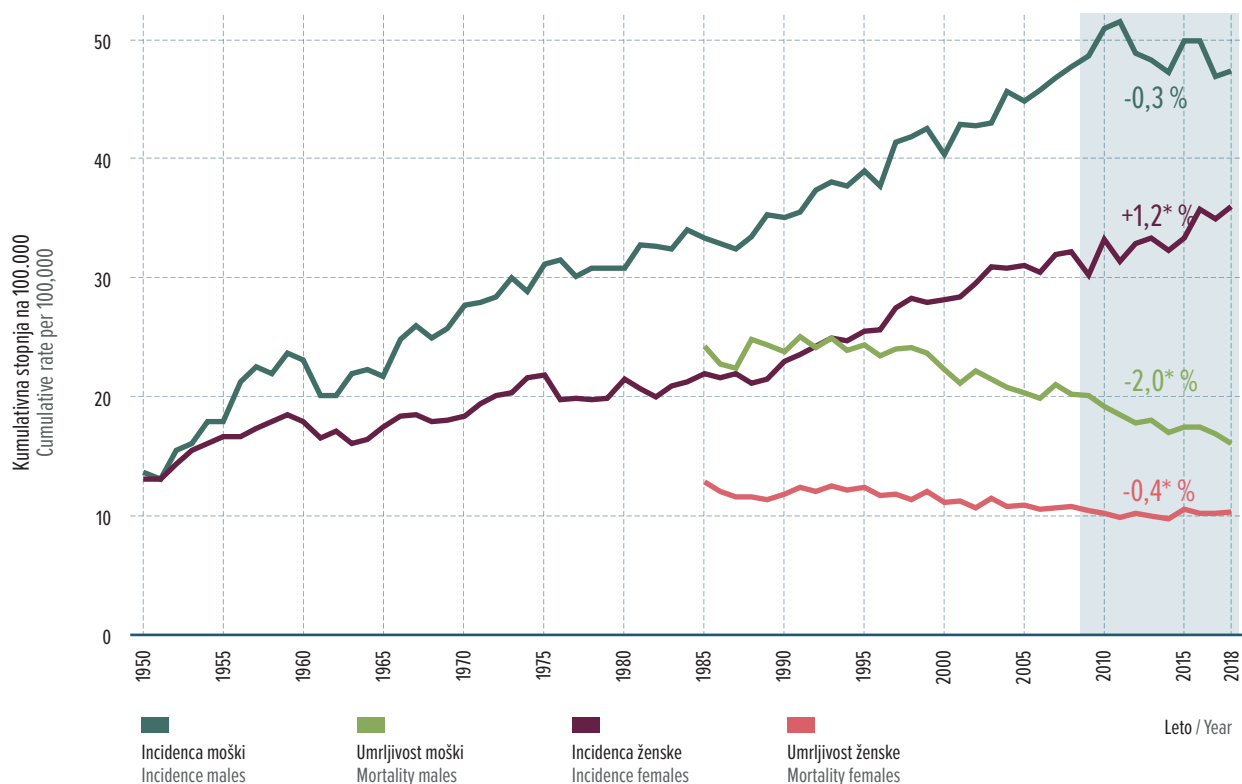
Časovni trend

- V splošnem se groba incidenčna in umrljivostna stopnja raka večata.
- Groba incidenčna stopnja se je v zadnjih dvajsetih letih skoraj podvojila, v zadnjem desetletju se večja za 2,1 % povprečno letno (1,9 % pri moških in 2,5 % pri ženskah). Groba umrljivostna stopnja se je pri moških v zadnjih 10-ih letih večala povprečno za 1,1 % letno, pri ženskah pa za 1,3 %.
- Več kot polovico tega povečanja lahko pripišemo staranju prebivalstva, saj z daljšo življenjsko dobo lahko tudi več ljudi dočaka to bolezen. Starostno standardizirana kumulativna incidenčna stopnja kaže, da se tveganje raka večja počasneje, pri moških se trend celo obrača navzdol. Spodbudno je tudi, da se umrljivost zaradi raka (če ne upoštevamo staranja prebivalstva) manjša, predvsem od sredine devetdesetih let naprej, kar kaže na večjo uspešnost zdravljenja.



Slika 3. Groba letna incidenčna in umrljivostna stopnja vseh rakov po spolu s povprečno letno spremembo za zadnjih 10 let, Slovenija 1950–2018.

Figure 3. Crude annual incidence and mortality rates for all cancer sites by sex with average annual change in last 10 years, Slovenia 1950–2018.

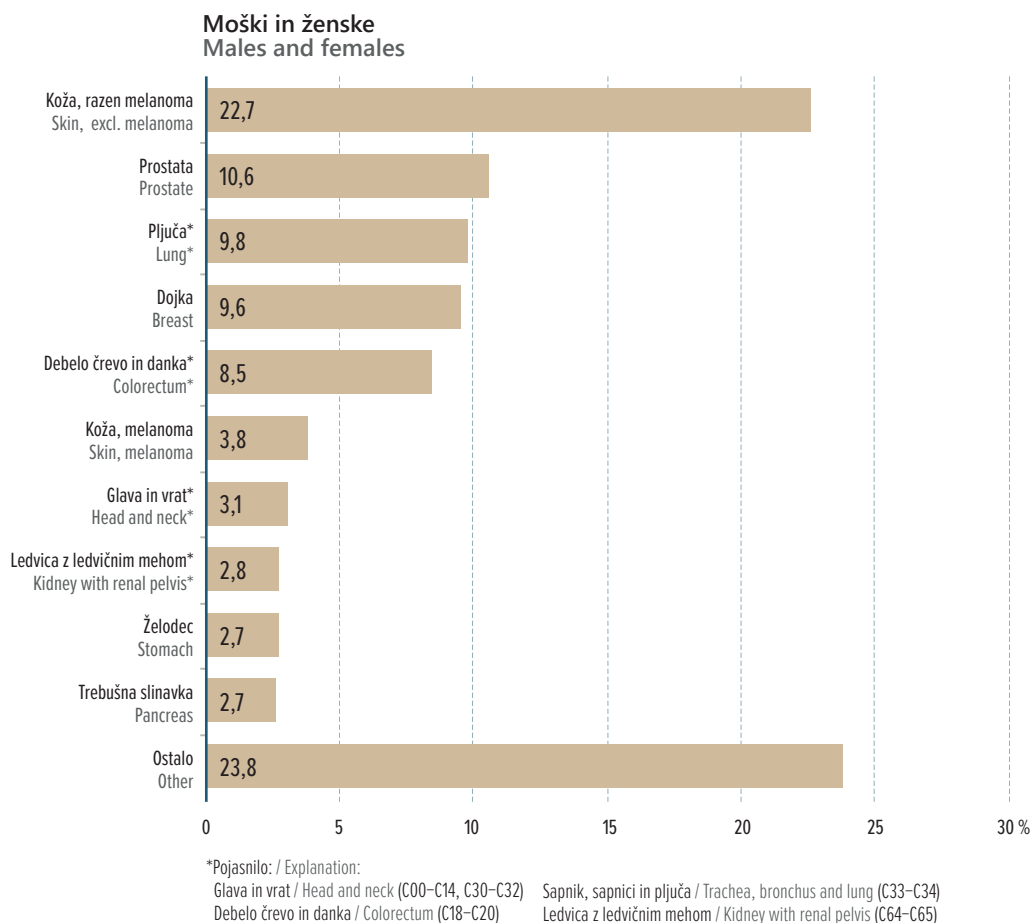


Slika 4. Kumulativna incidenčna in umrljivostna stopnja vseh rakov po spolu s povprečno letno spremembo v zadnjih 10 letih, Slovenija 1950–2018.

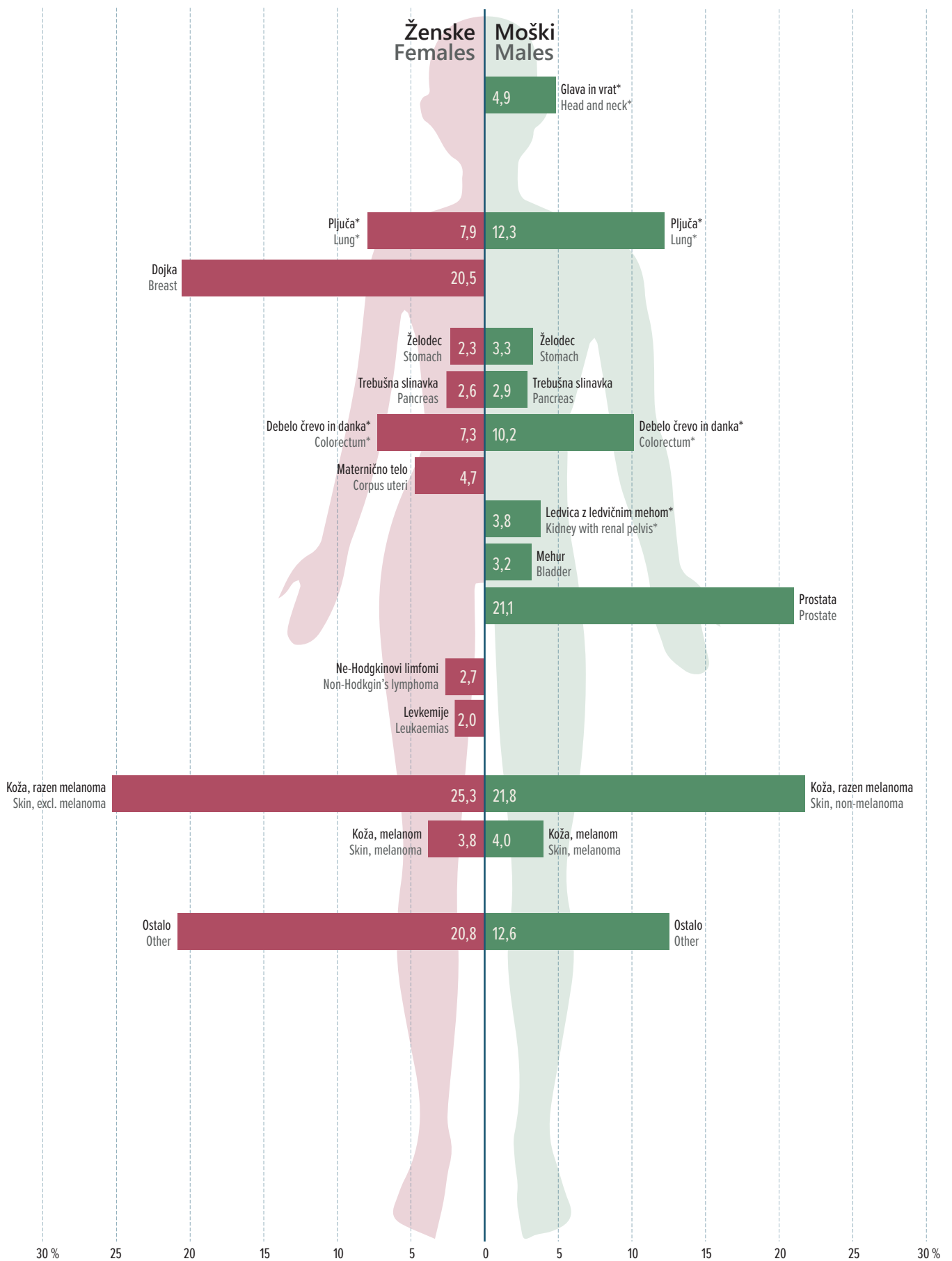
Figure 4. Cumulative annual incidence and mortality rates for all cancer sites by sex with average annual change in last 10 years, Slovenia 1950–2018.

Najpogostejši raki

- Rak ni ena sama bolezen, temveč več sto različnih. Te lahko vzniknejo v vseh tkivih in organih človeškega organizma. Razlikujejo se po pogostosti, zdravljenju in izidu, imajo pa tudi različne bolj ali manj znane nevarnostne dejavnike.
- Pet najpogostejših vrst raka pri nas – kožni (brez melanoma), prostate, pljuč, dojke ter raki debelega črevesa in danke obsegajo 61 % vseh novih primerov rakavih bolezni.
- Najpogostejši raki so povezani z nezdravim življenjskim slogom, čezmernim sončenjem, nepravilno prehrano, kajenjem in čezmernim pitjem alkoholnih pijač. Ogroženost z njimi je treba zmanjšati z ukrepi primarne preventive.
- Pri moških zavzemata nemelanomski kožni rak in rak prostate vsak petino vseh rakov, sledijo pljučni rak in rak debelega črevesa in danke. Pri ženskah je najpogostejši nemelanomski kožni rak, sledi rak dojke, ki predstavlja petino vseh rakov, nato pa še pljučni rak ter rak debelega črevesa in danke.
- Najpogostejši raki se v raznih življenjskih obdobjih pojavljajo različno. Pri otrocih in mladostnikih do 20. leta starosti so najpogostejše levkemije, sledijo jim tumorji centralnega in avtonomnega živčnega sistema. Mlajši odrasli moški zbolevalo največ za rakom mod, pri ženskah v tej starosti pa je na prvem mestu že rak dojke.



Slika 5a. Najpogostejše lokacije raka in njihov odstotni delež pri obeh spolih skupaj, Slovenija 2018.
Figure 5a. The leading cancer sites with percentage distribution for both sexes combined, Slovenia 2018.



*Pojasnilo / Explanation:

Glava in vrat / Head and neck (C00-C14, C30-C32)

Sapnik, sapnici in pljuča / Trachea, bronchus and lung (C33-C34)

Debelo črevo in danka / Colorectum (C18-C20)

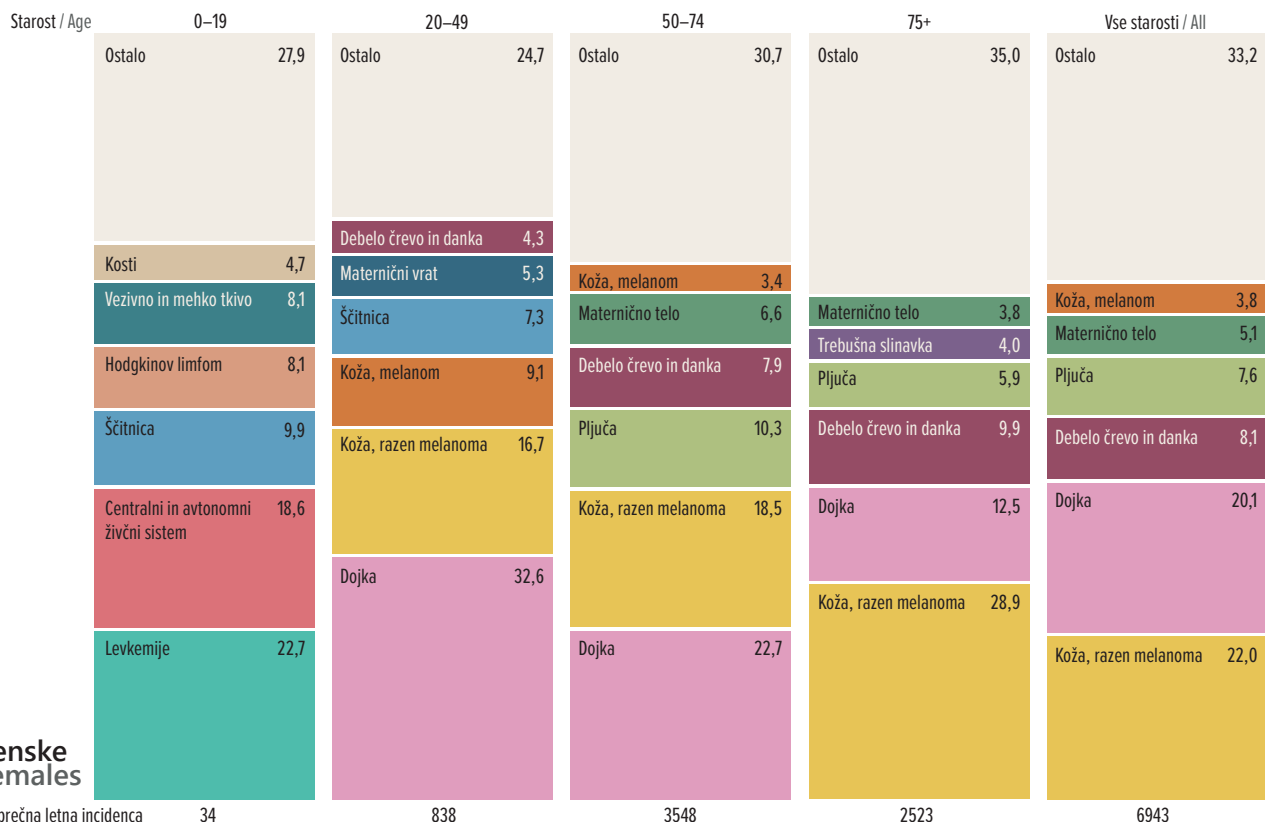
Ledvica z ledvičnim mehonom / Kidney with renal pelvis (C64-C65)

Slika 5b. Najpogostejše lokacije raka in njihov odstotni delež po spolu, Slovenija 2018.

Figure 5b. The leading cancer sites with percentage distribution by sex, Slovenia 2018.

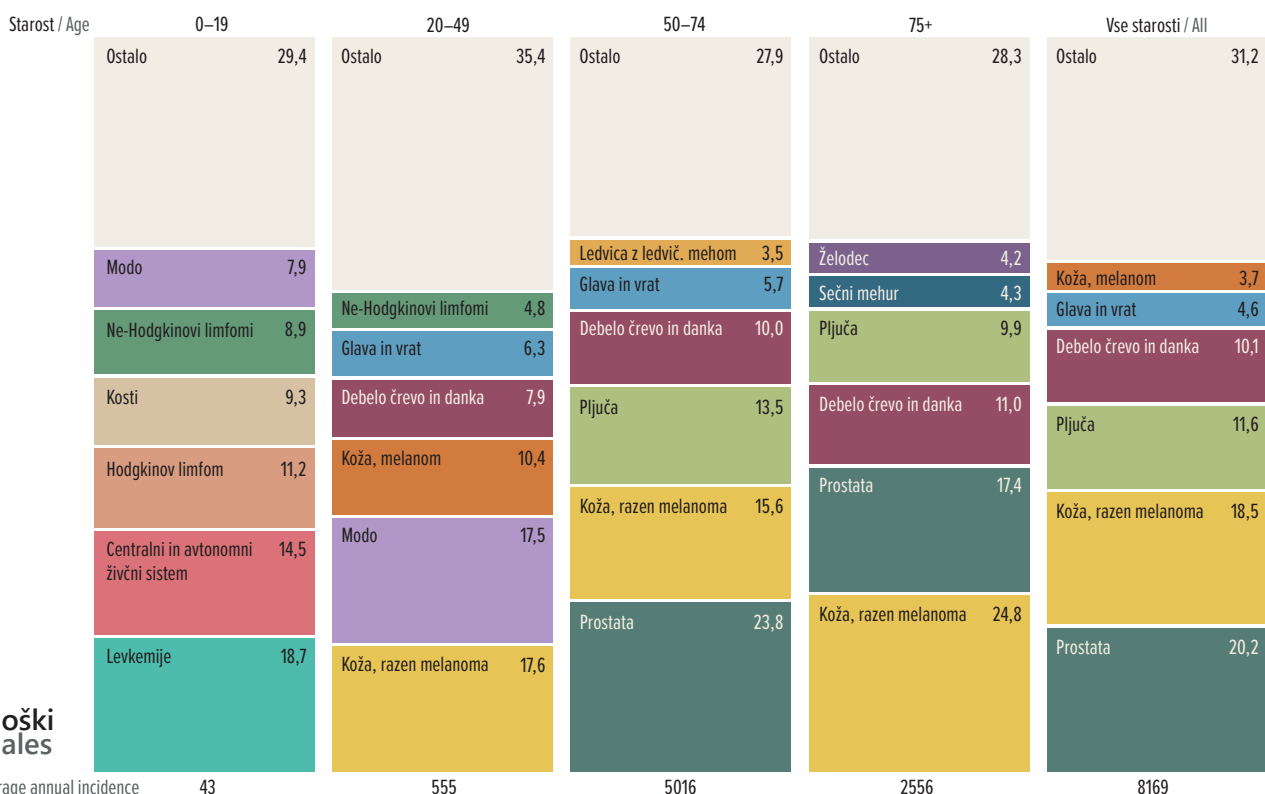
Ženske Females

Povprečna letna incidenca



Moški Males

Average annual incidence



*Pojasnilo / Explanation:

Debelo črevo in danka / Colorectum (C18–C20)

Trebušna slinavka / Pancreas (C25)

Pljuča / Lung (C33–C34)

Kosti / Bone (C40–C41)

Koža, melanom / Skin, melanoma (C43)

Koža, razen melanoma / Skin, excl. melanoma (C44)

Vezivno in mehko tkivo / Connective and soft tissue (C48–C49)

Glava in vrat / Head and neck (C00–C14, C30–C32)

Dojka / Breast (C50)

Maternični vrat / Cervix uteri (C53)

Maternično telo / Corpus uteri (C54)

Centralni in avtonomni živčni sistem / Central and autonomic nervous system (C70–C72)

Ščitnica / Thyroid gland (C73)

Hodgkinov limfom / Hodgkin's disease (C81)

Levkemije / Leukaemias (C91–C95)

Želodec / Stomach (C16)

Prostata / Prostate (C61)

Modo / Testis (C62)

Ledvica z ledvičnim mehkom / Kidney with renal pelvis (C64–C65)

Sečni mehur / Bladder (C67)

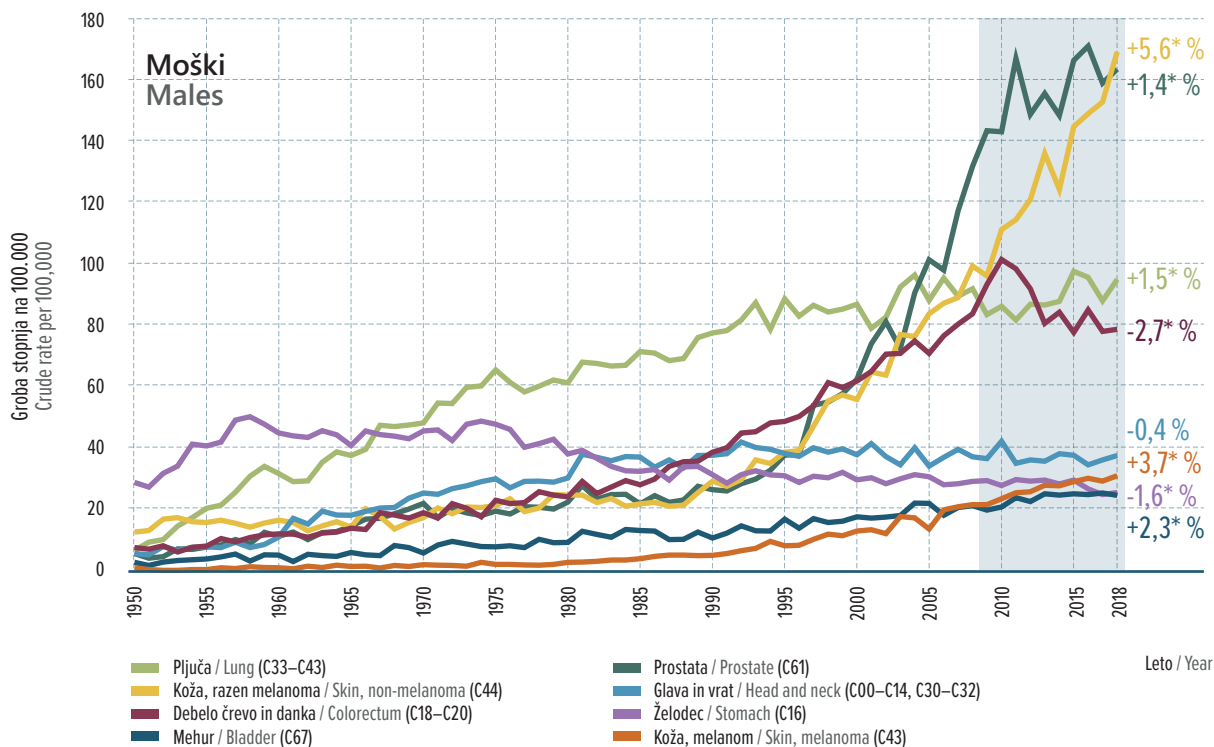
Ne-Hodgkinovi limfomi (NHL) / Non-Hodgkin's lymphoma (NHL) (C82–C85)

Slika 6. Odstotni deleži najpogostejših rakov po starostnih skupinah in spolu, Slovenija 2014–2018.

Figure 6: Percentage distribution of leading cancer sites by age group and sex, Slovenia 2014–2018.

Trend najpogostejših rakov

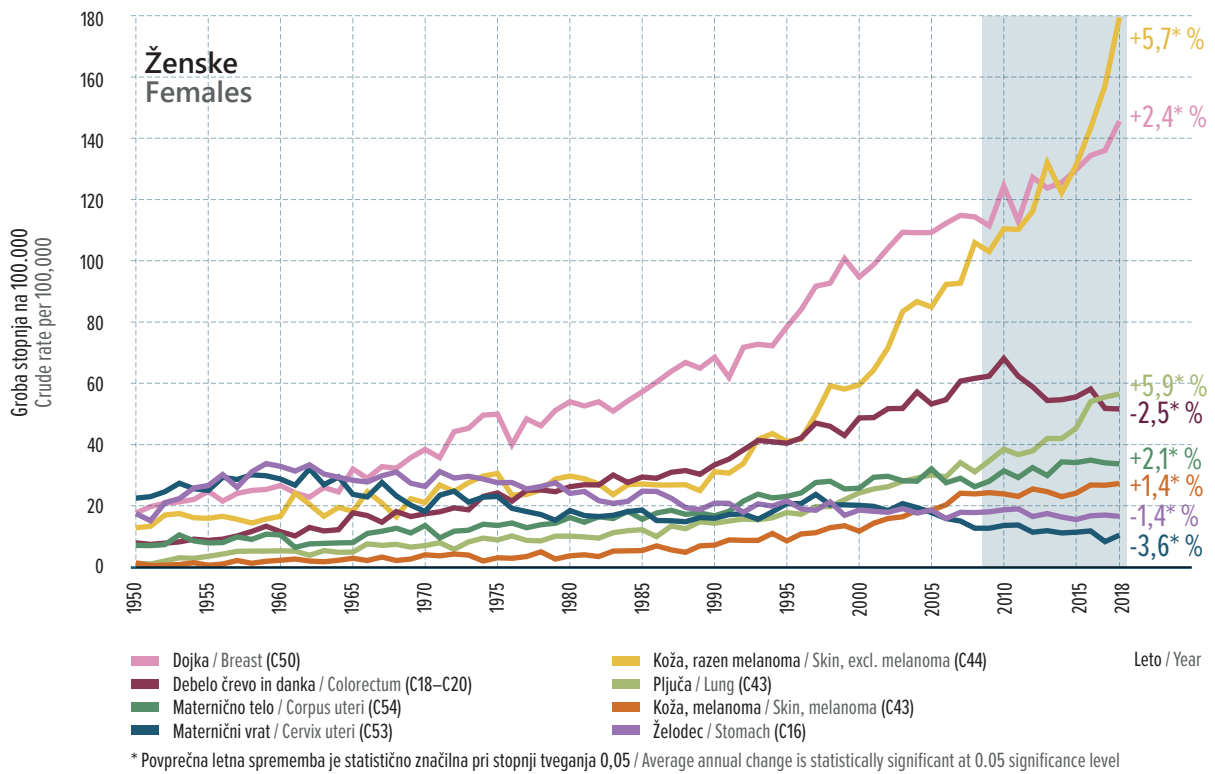
- Med pogostejšimi rakavimi boleznimi pri moških se je incidenčna stopnja pljučnega raka večala vse do začetka devetdesetih let prejšnjega stoletja, ko se je ustalila pri vrednosti okoli 90/100.000.
- Pljučnega raka strmo prehitevata rak prostate (povečanje incidenčne stopnje za povprečno 1,4 % na leto) in nemelanomski kožni rak (povečanje za povprečno 5,6 % na leto). Izjemno povečanje incidence raka prostate v prejšnjem desetletju ni posledica kakega novega nevarnostnega dejavnika, pač pa predvsem vse širše rabe testa za določanje za prostato specifičnega antigena (PSA) pri zdravih moških in odkrivanja velikega števila primerov, ki bi drugače ostali vse življenje prikriti. Podatki za zadnja leta kažejo, da smo vrh incidence raka prostate vseeno že dosegli.
- Tudi časovne spremembe v pojavljanju raka debelega črevesa in danke je potrebno ocenjevati ob upoštevanju sprememb v diagnostiki – leta 2009 smo namreč v Sloveniji uvedli Državni program presejanja in zgodnjega odkrivanja predrakavih sprememb in raka na debelem črevesu in danki (Svit). Groba incidenčna stopnja raka debelega črevesa in danke pri moških od leta 2009 pada za 2,7 % letno, pred tem pa je naraščala vsako leto za 5,2 %. Povprečne letne odstotne spremembe so prikazane ob krivuljah na Sliki 7a.
- Med pogostejšimi rakavimi boleznimi pri ženskah so se večale grobe incidenčne stopnje raka dojke (za 2,4 % povprečno letno), kože, razen melanoma (povečanje za povprečno 5,7 % letno), pljučnega raka (za povprečno 5,9 % letno) in raka materničnega telesa (za povprečno 2,1 % letno).
- Incidenčna stopnja raka materničnega vratu od uvedbe Državnega presejalnega programa za odkrivanje predrakavih in zgodnjih rakavih sprememb na materničnem vratu (ZORA) strmo pada (za povprečno 3,6 % na leto v zadnjih desetih letih).
- Podobno kot pri moških se tudi pri ženskah zaradi uvedbe presejalnega programa Svit leta 2009 spreminja časovni trend pojavljanja raka debelega črevesa in danke – po letu 2009 groba incidenčna stopnja pada za 2,5 % letno, pred tem pa je naraščala vsako leto za 5,2 %.



* Povprečna letna sprememba je statistično značilna pri stopnji tveganja 0,05 / Average annual change is statistically significant at 0.05 significance level

Slika 7a. Groba letna incidenčna stopnja izbranih rakov s povprečno letno spremembo v zadnjih 10 letih pri moških, Slovenija 1950–2018.

Figure 7a. Crude annual incidence rates of selected primary cancer sites with average annual change in last 10 years in males, Slovenia 1950–2018.

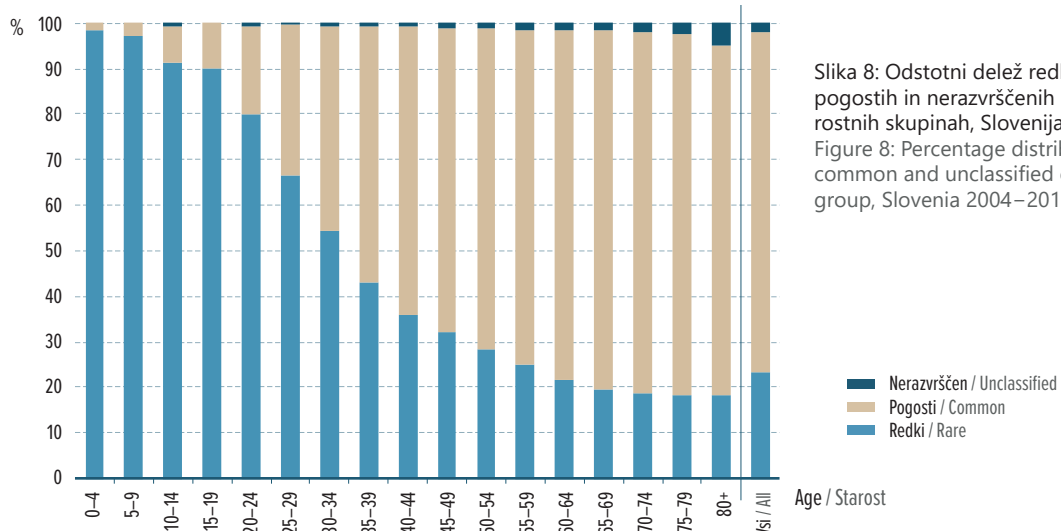


Slika 7b. Groba letna incidenčna stopnja izbranih rakov s povprečno letno spremembo v zadnjih 10 letih pri ženskah, Slovenija 1950–2018.

Figure 7b. Crude annual incidence rates of selected primary cancer sites with average annual change in last 10 years in females, Slovenia 1950–2018.

Redki raki

- Poseben izziv so redke rakave bolezni (opredeljene kot tiste, ki se jih letno diagnosticira manj kot 6 novih primerov na 100.000 prebivalcev).
- Skupaj so redki raki v Sloveniji predstavljali približno petino vseh novo ugotovljenih primerov raka – letno je za njimi zbolelo okrog 3.000 bolnikov.
- Za redke rake je značilno, da se v primerjavi s pogostejšimi večkrat pojavljajo pri otrocih in mladostnikih.
- Kot pri vseh redkih boleznih so tudi pri redkih rakah spopadamo s podobnimi težavami: pozno in težko jih diagnosticiramo, njihov nastanek in možnosti zdravljenja so slabo raziskani ali pa najustreznejše zdravljenje ni dostopno. Da bi uspešno obvladovali redke rake, je pomembno, da njihovo breme natančno spremljamo, ter da vse države sprejmejo smernice in določijo referenčne centre za diagnostiko in zdravljenje teh bolnikov.

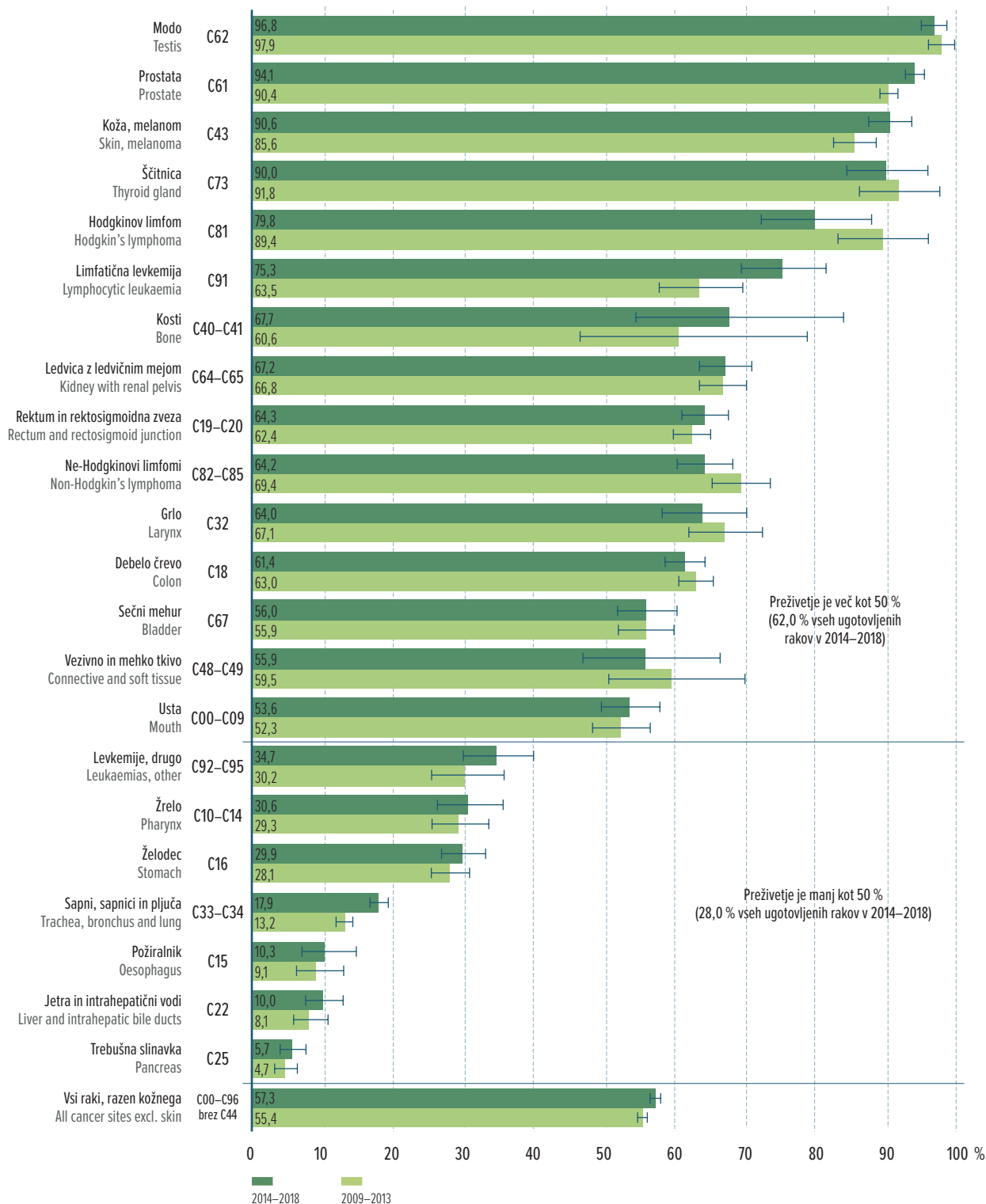


Preživetje

- Petletno čisto preživetje moških bolnikov s katerokoli vrsto raka razen nemelanomskega kožnega, ki so zboleli v obdobju 2014–2018, je bilo že 57,3 %, pri ženskah pa 61,0 %.
- Več kot 80 % je bilo čisto 5-letno preživetje pri moških z rakom mod, prostate, ščitnice in kožnim melanomom, pri ženskah pa pri bolnicah z rakom ščitnice, kožnim melanomom, rakom dojk, Hodgkinovo boleznijo in rakom materničnega telesa.
- V letu 2020 je bil narejen pregled preživetij slovenskih onkoloških bolnikov, zbolelih med letoma 1997 in 2016. Rezultati analize so na voljo v publikaciji *Preživetje bolnikov z rakom, zbolelih v letih 1997–2016 v Sloveniji* (Zadnik et al, 2020), ki je v digitalni obliki dostopna na www.onko-i.si/rrs. Glavni zaključki so:

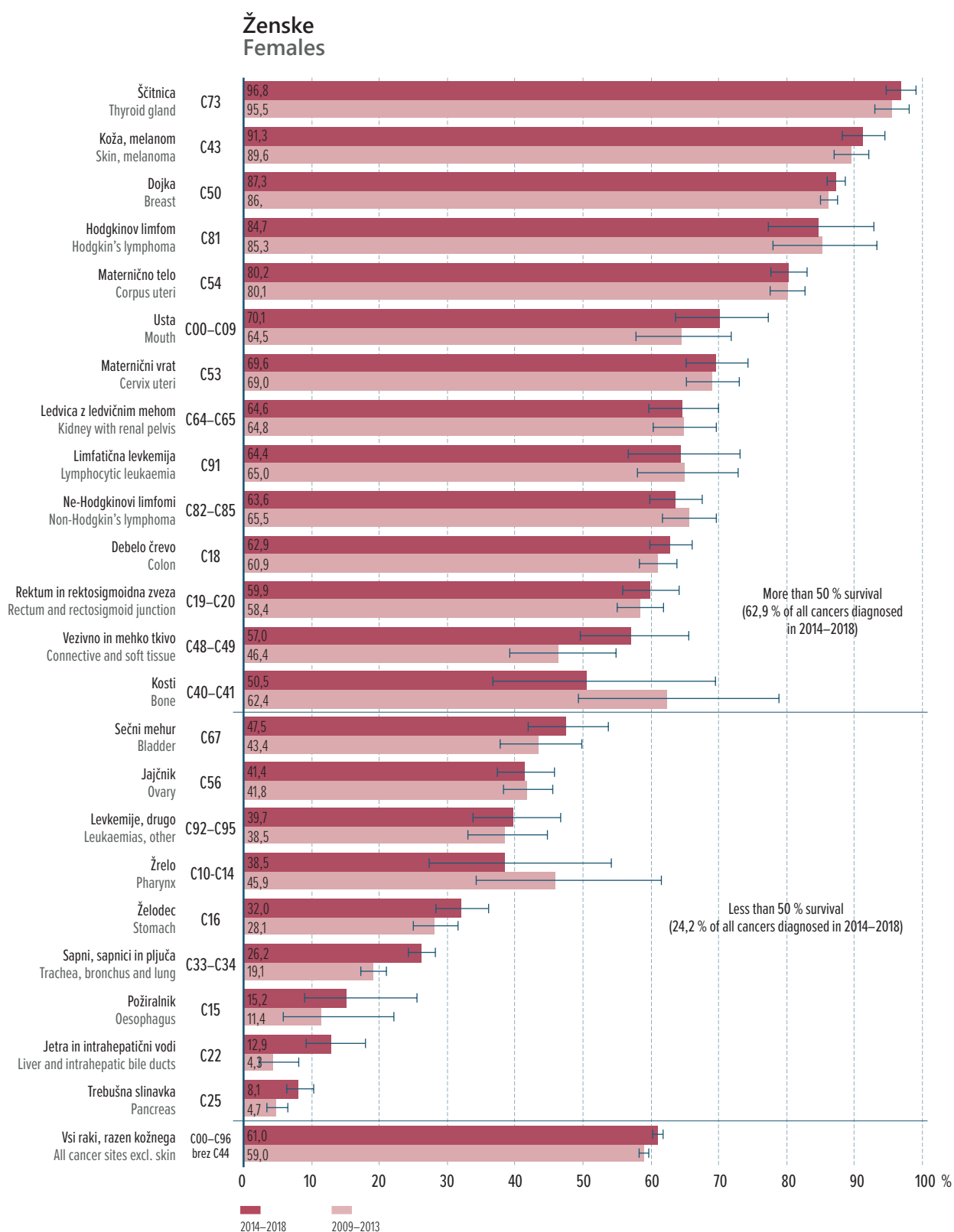
1. Preživetje slovenskih bolnikov z rakom se s časom povečuje. V zadnjih 20 letih (1997–2001 in 2012–2016) se je petletno čisto preživetje povečalo za 11 odstotnih točk. Občutno večja je rast pri moških, kjer se je petletno čisto preživetje povečalo za 17 odstotnih točk (iz 38 % na 55 %). Pri ženskah je petletno čisto preživetje zraslo za 6 odstotnih točk (iz 54 % na 60 %).
2. Ključna dejavnika za preživetje bolnikov z rakom sta še vedno starost in stadij ob diagnozi. Petletno čisto preživetje je najmanjše pri starejših od 75 let, vendar se je tudi v skupini najstarejših bolnikov v zadnjih 20 letih petletno preživetje izboljšalo za 7 odstotnih točk. Petletno čisto preživetje bolnikov z omejenim stadijem se je v 20 letih povišalo za 10 odstotnih točk; preživetje pri bolnikih z razsejanim stadijem se ne izboljšuje.
3. Pri obeh spolih se je v zadnjih 20 letih značilno povečalo preživetje pri treh pogostih rakah: raku na debelem črevesu in danki (za 14 odstotnih točk iz 48 % na 62 %), kožnem melanomu (za 12 odstotnih točk iz 79 % na 91 %) ter pri pljučnem raku (za 8 odstotnih točk iz 10 % na 18 %). Rezultati odražajo zgodnejšo diagnostiko in napredek pri sistemskem zdravljenju.
4. Občuten je tudi napredek pri obeh najpogostejših rakah, raku dojke pri ženskah in raku prostate pri moških: petletno čisto preživetje bolnic z rakom dojke se je v zadnjih 20 letih povečalo za 10 odstotnih točk, petletno čisto preživetje bolnikov z rakom prostate pa celo za več kot 20 odstotnih točk. Velik napredek pri raku prostate je verjetno samo navidezen, saj smo ravno v obravnavnem obdobju v Sloveniji precej nekritično uporabljali testiranje PSA, s katerim smo odkrivali rake prostate, ki bi po naravnem poteku še dolgo ostali klinično nemi ter tako s predhodno diagnozo umetno podaljšali preživetje.
5. V skupino rakov, kjer napredka s časom ni opaziti ter pri katerih preživetje še vedno ostajaja slabo, pa sodijo rak trebušne slinavke, rak požiralnika, raki jeter, žolčnika in žolčevodov ter možganski tumorji.
6. V raziskavi CONCORD-3 smo primerjali petletna čista preživetja odraslih bolnikov s petnajstimi različnimi vrstami raka, zbolelimi med letoma 2010 in 2014 v 26 evropskih državah. Preživetje slovenskih bolnikov z rakom je v večini primerov pod evropskim povprečjem, kar nam daje dobro osnovo za nadaljnje izboljšave.
7. Med bolniki z rakom je manj kot 1 % otrok in mladostnikov; zbolevalo predvsem za levkemijami, tumorji osrednjega živčevja in limfomi in imajo boljše petletno preživetje kot odrasli. V zadnjih 20 letih (1997–2001 in 2012–2016) se je petletno preživetje otrok in mladostnikov, zbolelih za rakom, povečalo za 7 odstotnih točk (iz 79 % na 86 %).

Moški Males



Slika 9a. Petletno čisto preživetje (s 95 % intervalom zaupanja) pri moških, zbolelih za izbranimi raki v letih 2014–2018 in 2009–2013.

Figure 9a. Five-year net survival (with 95% confidence interval) for males diagnosed with selected cancers in periods 2014–2018 and 2009–2013.



Slika 9b. Petletno čisto preživetje (s 95 % intervalom zaupanja) pri ženskah, zbolelih za izbranimi raki v letih 2014–2018 in 2009–2013.

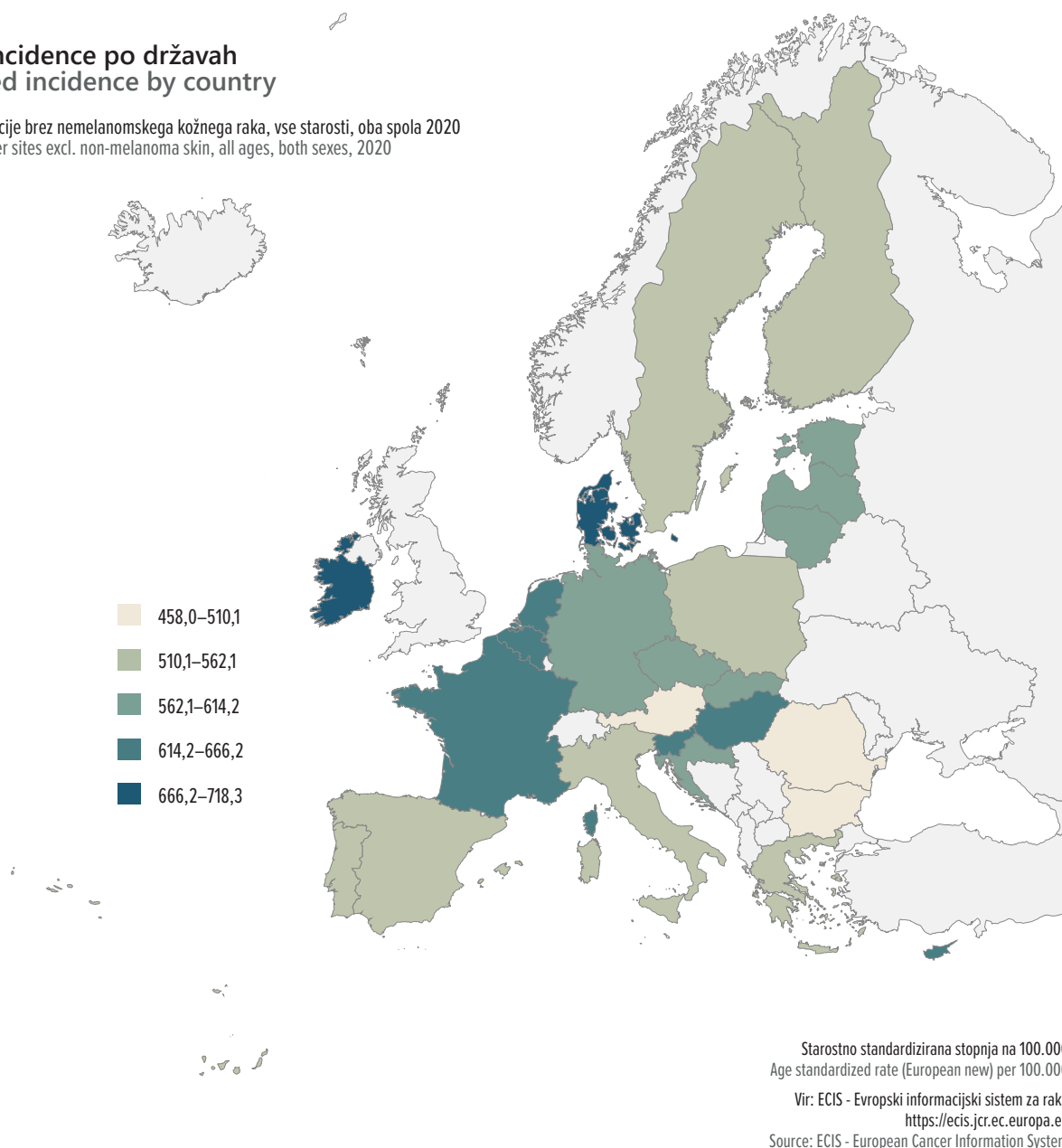
Figure 9b. Five-year net survival (with 95% confidence interval) for females diagnosed with selected cancers in periods 2014–2018 and 2009–2013.

Primerjava z Evropo

- Po ocenah Evropskega informacijskega sistema za raka (<https://ecis.jrc.ec.europa.eu/>) je bila Slovenija leta 2020 po incidenčni stopnji (starostno standardizirani na evropsko prebivalstvo) vseh rakov razen kožnega (616/100.000) na osmem mestu med 27 evropskimi državami. Višjo incidenco so imele Irska, Danska, Nizozemska, Belgija, Ciper, Madžarska in Francija.
- Po umrljivostni stopnji smo na sedmem mestu, pred nami so Slovaška, Poljska, Ciper, Madžarska, Hrvaška in Danska.

Ocena incidence po državah Estimated incidence by country

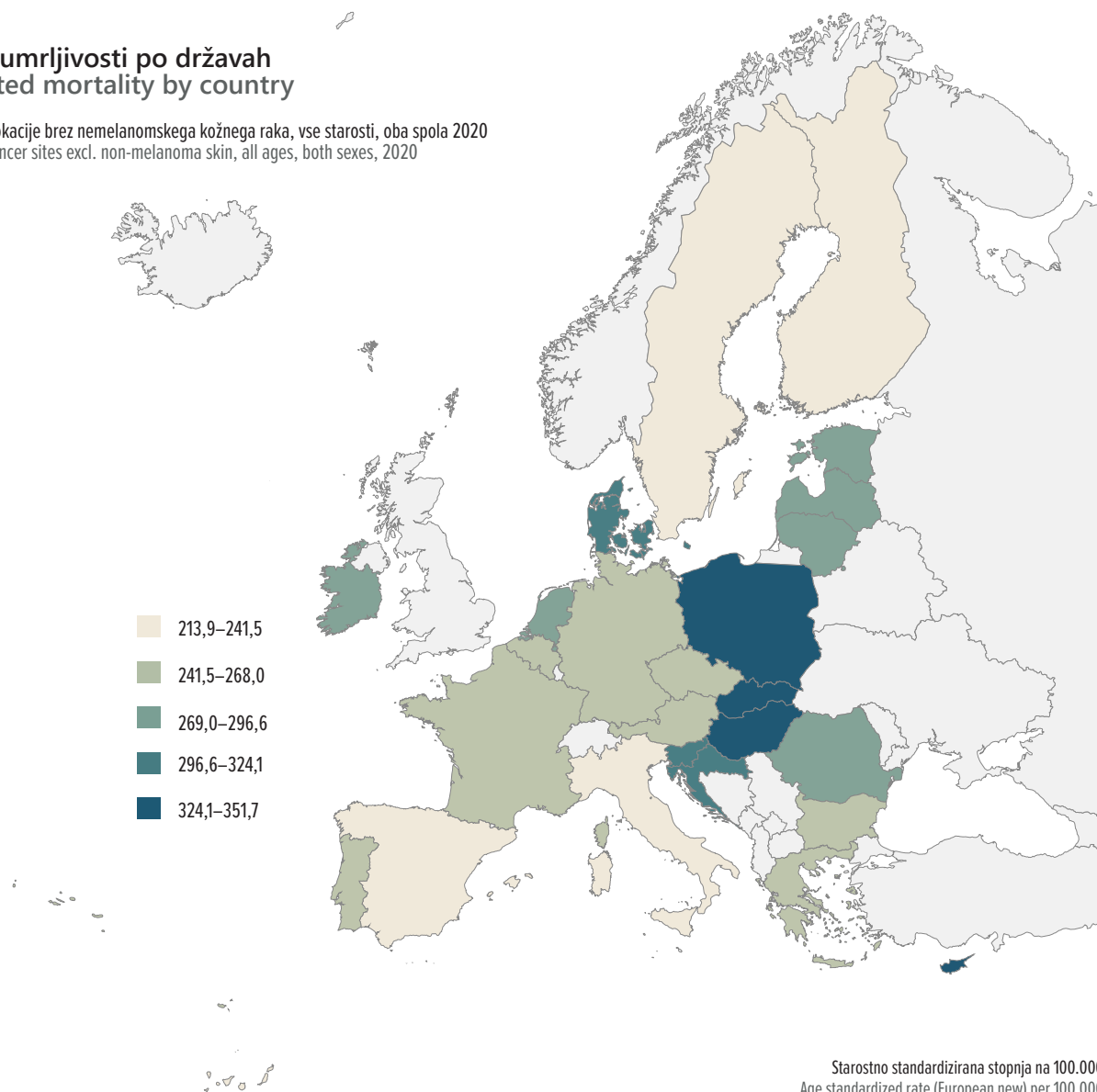
EU-27, vse lokacije brez nemelanomskega kožnega raka, vse starosti, oba spola 2020
EU-27, all cancer sites excl. non-melanoma skin, all ages, both sexes, 2020



Slika 10a. Ocenjena starostno standardizirana (evropski standard) incidenčna stopnja raka (brez nemelanomskega kožnega) v Evropi, 2020.
Figure 10a. Estimated age-standardized (European standard) incidence rates of cancer (excluding non-melanoma skin) in Europe, 2020.

Ocena umrljivosti po državah Estimated mortality by country

EU-27, vse lokacije brez nemelanomskega kožnega raka, vse starosti, oba spola 2020
EU-27, all cancer sites excl. non-melanoma skin, all ages, both sexes, 2020



Starostno standardizirana stopnja na 100.000
Age standardized rate (European new) per 100.000

Vir: ECIS - Evropski informacijski sistem za raka
<https://ecis.jcr.ec.europa.eu>
Source: ECIS - European Cancer Information System

Slika 10b. Ocenjena starostno standardizirana (evropski standard) umrljivostna stopnja raka (brez nemelanomskega kožnega) v Evropi, 2020.
Figure 10b. Estimated age standardized (European standard) mortality rates of cancer (excluding non-melanoma skin) in Europe, 2020.

Cancer in Slovenia

For additional information on the burden of cancer in Slovenia and in the world, visit: www.slora.si. Figures are available on pages 15–27.

Summary

- Among those born in 2018, one in two men and one in three women are expected to develop cancer by the age of 75.
- Every year around 15,000 Slovenians (almost 8,000 men and more than 7,000 women) are diagnosed with cancer and more than 6,500 (about 3,500 men and 3,000 women) die of cancer. Currently, there are already over 110,000 people living in Slovenia, who have at some point during their lifetime been diagnosed with cancer (prevalence).
- The risk of developing cancer increases gradually with age and is highest among the elderly population; of all cancer patients diagnosed in 2018, 64% were over 65 years old. As the Slovenian population is ageing, the number of new cancer cases is expected to increase simply on account of the growing proportion of elderly people.
- In 2018, the most frequent cancers in Slovenia (skin, prostate, lung, breast and colorectal) accounted for 61% of all diagnosed cancers. These cancers are associated with unhealthy lifestyle, excessive sun exposure, unhealthy diet, smoking and excessive alcohol consumption – primary prevention measures should be in place with the aim to reduce their burden.
- Cancer screening programmes recommended by the Council of the European Union (EC) that have been introduced in Slovenia are expected to lower mortality from breast, colorectal and cervical cancer through early detection; for colorectal and cervical cancer, a reduction in cancer incidence is also expected.
- The five-year net survival of adult Slovenian patients with any type of cancer (excluding non-melanoma skin cancer) who were diagnosed in the 2014–2018 period was 57% in men and 61% in women.

Basic figures on cancer in Slovenia 2018

- In 2018, 15,905 people (8,515 men and 7,390 women) were diagnosed with cancer in Slovenia.
- The age-standardized incidence rate (European standard population) was 502.3/100,000; 584.4 in men and 444.5 in women. Among those born in 2018, one in two men and one in three women are expected to develop cancer by the age of 75.
- In 2018, 6,548 Slovenians died of cancer, 3,593 men and 2,955 women. There were 116,507 people alive in Slovenia (53,522 men and 62,985 women) who had at some point during their lifetime been diagnosed with cancer (prevalence).
- There are no significant differences in the burden of cancer between regions of Slovenia.

Age of patients

- Although the risk of cancer increases gradually with age, it is by far highest in older age; of all cancer patients in 2018, as many as 66% men and 62% women were diagnosed with cancer after the age of 65. Less than half a percent of all cancers were diagnosed in children and adolescents (up to 20 years of age).

- As the Slovenian population is ageing, the number of new cancer cases is expected to increase simply on account of the growing proportion of elderly people. We estimate that in 2021, there will have been as many as 17,170 newly diagnosed cancer patients.

Time trends

- In general, the crude incidence and mortality rates of cancer are increasing.
- The crude incidence rate has almost doubled in the last twenty years, increasing by an average of 2.1% per year over the last decade (by 1.9% in men and 2.5% in women). The crude mortality rate has increased on average by 1.1% per year in men over the last 10 years and by 1.3% in women.
- More than half of this increase can be attributed to an ageing population, as longer life expectancy means more people are likely to be diagnosed with cancer. The age-standardized, cumulative incidence rate shows that the risk of cancer adjusted for ageing has been increasing more slowly, with the trend reversed for men. It is also encouraging that cancer mortality (if we adjust for ageing) has been declining, especially since the mid-1990s, pointing to greater successes of cancer treatment.

Most frequent cancers

- Cancer is not a single disease, but rather several hundred different diseases. These can occur in all tissues and organs of the human body. They vary in frequency, treatment, and outcome, and are also associated with different, more or less established risk factors.
- The five most frequent cancers in Slovenia – skin (excluding melanoma), prostate, lung, breast and colorectal – account for 61% of all new cancer cases.
- The most frequent cancers are associated with an unhealthy lifestyle, excessive sun exposure, unhealthy diet, smoking and excessive alcohol consumption. Primary prevention measures should be in place with the aim to reduce their burden.
- In men, prostate cancer and non-melanoma skin cancer account for one-fifth of all cancers each, followed by lung and colorectal cancer. In women, non-melanoma skin cancer is the most frequent cancer, followed by breast cancer, which accounts for one-fifth of all cancer cases. The following most frequent cancer sites in women are colorectal and lung cancer.
- The most frequent cancers differ according to age. In children and adolescents aged under 20 years leukaemias are the most frequent, followed by tumours of the central and autonomic nervous system. Young adult men are most often diagnosed with testicular cancer, while in young women breast cancer is already ranked first.

Time trends for most frequent cancers

- Among the more frequent cancers in men, the incidence rate of lung cancer was increasing until the early 1990s, when it stabilized at around 90/100,000.
- Lung cancer is outranked by the steep rising rates of prostate cancer (crude incidence rate increases at the rate of 1.4% per year on average) and non-melanoma skin cancer (an increase of 5.6% on average per year). The dramatic increase in the incidence of prostate cancer over the past decade is not due to any newly identified risk factor, but rather to the increasing use of the prostate-specific antigen (PSA) test in healthy men and therefore detection of a large number of cancers that would have otherwise remained undetected for life. Data for recent years indicate

that we have already reached the peak incidence of prostate cancer.

- Time trends in the incidence of colorectal cancer must also be interpreted by taking into account changes in diagnostics – in 2009 Slovenia introduced the national screening and early detection programme for colorectal cancer (Svit). The crude incidence rate of colorectal cancer in men decreased by 2.7% per year from 2009 on, but it was on the rise the years before (5.2% on average annually). Average annual percentage changes are shown next to the incidence curves in Figure 7.
- Among the more frequent cancers in women, crude incidence rates have been increasing for breast cancer (by 2.4% on average per year), skin, excluding melanoma (by 5.7% on average per year), lung cancer (by 5.9% on average per year) and uterine cancer (by 2.1% on average per year).
- The incidence rate of cervical cancer has decreased significantly since the introduction of the national cervical cancer screening programme (ZORA) (by an average of 3.6% per year in the last ten years).
- Similar to men, the introduction of the Svit screening programme in 2009 has had an impact on the time trend of colorectal cancer in women – the crude incidence rate of colorectal cancer in women decreased by 2.5% per year from 2009 on, but it was on the rise all the years before (5.2% on average annually).

Rare cancers

- A particular challenge is posed by rare cancers (defined as those with less than six new cases per 100,000 per year).
- In total, rare cancers in Slovenia accounted for about a fifth of all newly diagnosed cancers – around 3,000 patients were diagnosed with rare cancers every year.
- As opposed to frequent cancers, rare cancers are more likely to occur in children and adolescents.
- Problems with rare cancers are similar to those characteristic of all rare diseases: they are difficult to diagnose and are often detected late, their aetiology and treatment options are poorly researched, or else the most appropriate treatment is hard to access. In order to successfully manage rare cancers, it is important that their burden is closely monitored, and that all countries adopt guidelines as well as establish reference centres for diagnostics and treatment of such patients.

Survival

- The five-year net survival of male patients with any type of cancer excluding non-melanoma skin cancer diagnosed between 2014 and 2018 was 57.3%, while in women it was 61.0%.
- The five-year net survival was over 80% in men with testicular cancer, prostate cancer, thyroid cancer and skin melanoma, and in women with thyroid cancer, skin melanoma, breast cancer, Hodgkin's disease and uterine cancer.
- In 2020, a survival analysis of Slovenian cancer patients diagnosed between 1997 and 2016 was performed. The results of the analysis are published in the publication *Survival of cancer patients, diagnosed in 1997–2016 in Slovenia* (Zadnik et al, 2021) which is also available in digital format at www.onko-i.si/eng/crs. Main conclusions are on the next page.

1. Survival of Slovenian cancer patients is improving over time. During the 20 years observed (1997–2001 and 2012–2016), five-year net survival increased by 11 percentage points. The increase was significantly higher in men, for whom five-year net survival increased by 17 percentage points (from 38% to 55%). In women, five-year net survival increased by 6 percentage points (from 54% to 60%).
2. Age and stage at diagnosis are still key factors when it comes to survival of cancer patients. Five-year net survival is lowest in those aged 75–94, though even in this age group it has improved by 7 percentage points over the past 20 years. Five-year net survival of patients with localized disease increased by 10 percentage points over the observed 20 years and has reached 85% during the last period; survival of patients with distant disease has not improved.
3. For both sexes combined, survival has improved significantly over the last 20 years for the three most frequent cancers: colorectal cancer (by 14 percentage points, from 48% to 62%), skin melanoma (by 12 percentage points, from 79% to 91%), and lung cancer (by 8 percentage points, from 10% to 18%). This improvement is due to earlier diagnosis and advances in systemic treatment.
4. Progress has also been shown in the two most frequent cancers by sex: breast cancer in women and prostate cancer in men. The five-year net survival of breast cancer patients has increased by 10 percentage points in the last 20 years, while the five-year net survival of prostate cancer patients has increased for over 20 percentage points. The improvement in prostate cancer survival is probably not real, since in the period under review, PSA testing in Slovenia was performed rather uncritically and likely resulted in detection of prostate cancers that would have otherwise remained clinically silent for a long time, thus artificially prolonging survival on account of earlier diagnosis in the natural course of disease.
5. The group of cancers where no progress has been observed over time and where survival still remains low includes pancreatic cancer, oesophageal cancer, liver, gallbladder and bile duct cancers as well as brain tumours.
6. In the CONCORD-3 study, five-year net survival of adult patients with 15 different cancers diagnosed between 2010 and 2014 was compared among 26 European countries. In most cases survival rates of Slovenian cancer patients are below the European average, which highlights the need and serves as an incentive for future improvements.
7. Less than 1% of cancer patients are children and adolescents; they are mainly diagnosed with leukaemias, central nervous system tumours and lymphomas, and have a better five-year survival compared to adults. In the last 20 years (1997–2001 and 2012–2016), the five-year survival of children and adolescents with cancer has increased by 7 percentage points (from 79% to 86%).

Comparisons with Europe

- In 2020, according to the estimates of the European Cancer Information System (<https://ecis.jrc.ec.europa.eu/>) Slovenia ranked eighth among 27 European countries with respect to the incidence rate (age standardized, European population standard) of all cancers excluding skin cancer (616/100,000). Ireland, Denmark, the Netherlands, Belgium, Cyprus, Hungary and France had a higher incidence.
- We are in seventh place in terms of mortality, led by Slovakia, Poland, Cyprus, Hungary, Croatia and Denmark.

Tabela 1: Opazovana in ocenjena incidenca raka po spolu, Slovenija 2009–2018 in 2021.
Table 1: Observed and estimated cancer incidence by sex, Slovenia 2009–2018 and 2021.

| Šifra MKB | Primarna lokacija | Spol | Povprečne letne opazovane vrednosti 2009–2013 | | Povprečne letne opazovane vrednosti 2014–2018 | | Ocena za 2021 | | | |
|-----------|-----------------------------------------------------------------------------------------------------------|---------------|-----------------------------------------------|-------------------------------|-----------------------------------------------|-------------------------------|--------------------------------------|---------------------------------------|------------------------------------------------------------|-------------------------------|
| | | | Število | Incidenčna stopnja na 100.000 | Število | Incidenčna stopnja na 100.000 | Število s 95 % napovednim intervalom | | Incidenčna stopnja na 100.000 s 95 % napovednim intervalom | |
| ICD code | Primary site | Sex | Average annual observed values 2009–2013 | | Average annual observed values 2014–2018 | | Estimation for 2021 | | | |
| | | | Number | Incidence rate per 100,000 | Number | Incidence rate per 100,000 | Number with 95% prediction interval | | Incidence rate per 100,000 with 95% prediction interval | |
| C00–C96 | Vse lokacije All sites | M+Ž M Ž | 13532 7394 6138 | 659,4 727,8 592,4 | 15116 8172 6944 | 732,0 797,3 667,6 | 17170 9173 7997 | 16813–17527 8910–9436 7755–8238 | 814 865 762 | 797–831 841–890 739–785 |
| C00–C14 | Usta in žrelo Mouth and pharynx | M Ž | 275 73 | 27,0 7,0 | 274 81 | 26,8 7,7 | 265 82 | 223–308 59–106 | 25 8 | 21–29 6–10 |
| C15 | Požiralnik Oesophagus | M Ž | 69 16 | 6,8 1,5 | 75 18 | 7,3 1,7 | 74 19 | 52–97 7–30 | 7 2 | 5–9 1–3 |
| C16 | Želodec Stomach | M Ž | 297 186 | 29,2 17,9 | 277 171 | 27,1 16,5 | 260 160 | 218–301 128–193 | 24 15 | 21–28 12–18 |
| C18 | Debelo črevo Colon | M Ž | 527 396 | 51,9 38,3 | 481 368 | 46,9 35,4 | 460 358 | 400–520 305–410 | 43 34 | 38–49 29–39 |
| C19–C20 | Rektum in rektosigmoidna zveza Rectum and rectosigmoid junction | M Ž | 418 237 | 41,1 22,9 | 346 197 | 33,7 19,0 | 287 159 | 245–330 128–191 | 27 15 | 23–31 12–18 |
| C22 | Jetra in intrahepatični vodi Liver and intrahepatic bile ducts | M Ž | 131 48 | 12,9 4,6 | 166 65 | 16,2 6,2 | 219 79 | 177–260 54–103 | 21 7 | 17–25 5–10 |
| C23–C24 | Žolčnik in žolčevodi Gallbladder and biliary tract | M Ž | 69 104 | 6,8 10,0 | 92 104 | 9,0 10,0 | 115 99 | 85–145 73–125 | 11 9 | 8–14 7–12 |
| C25 | Trebušna slinavka Pancreas | M Ž | 171 175 | 16,9 16,9 | 210 197 | 20,5 18,9 | 252 211 | 209–296 172–250 | 24 20 | 20–28 16–24 |
| C32 | Grlo Larynx | M Ž | 92 13 | 9,1 1,3 | 91 11 | 8,9 1,1 | 90 12 | 65–115 3–20 | 8 1 | 6–11 0–2 |
| C33–C34 | Sapnik, sapnici in pljuča Trachea, bronchus and lung | M Ž | 862 394 | 84,9 38,0 | 950 527 | 92,7 50,6 | 1016 701 | 926–1106 618–784 | 96 67 | 87–104 59–75 |
| C43 | Malignni melanom kože Malignant melanoma of skin | M Ž | 254 252 | 25,0 24,3 | 303 266 | 29,5 25,6 | 366 290 | 313–418 245–336 | 34 28 | 30–39 23–32 |
| C44 | Druge maligne neoplazme kože Skin, excl. melanoma | M Ž | 1174 1185 | 115,5 114,4 | 1514 1525 | 147,7 146,6 | 2011 2040 | 1885–2137 1923–2158 | 190 194 | 178–202 183–206 |
| C48–C49 | Vezivno in mehko tkivo Connective and soft tissue | M Ž | 29 38 | 2,9 3,7 | 32 42 | 3,1 4,1 | 35 46 | 23–47 28–64 | 3 4 | 2–4 3–6 |
| C50 | Dojka Breast | M Ž | 13 1243 | 1,3 119,9 | 11 1397 | 1,1 134,3 | 13 1578 | 3–24 1471–1685 | 1 150 | 0–2 140–161 |
| C53 | Maternični vrat Cervix uteri | M Ž | – 131 | – 12,7 | – 110 | – 10,6 | – 100 | – 74–125 | – 9 | – 7–12 |
| C54 | Maternično telo Corpus uteri | M Ž | – 313 | – 30,2 | – 356 | – 34,2 | – 390 | – 337–443 | – 37 | – 32–42 |
| C56 | Jajčnik Ovary | M Ž | – 161 | – 15,6 | – 149 | – 14,3 | – 140 | – 110–170 | – 13 | – 10–16 |
| C61 | Prostata Prostate | M Ž | 1536 – | 151,2 – | 1652 – | 161,2 – | 1789 – | 1676–1902 – | 169 – | 158–179 – |
| C62 | Modo Testis | M Ž | 101 – | 9,9 – | 115 – | 11,2 – | 124 – | 94–154 – | 12 – | 9–15 – |
| C64–C65 | Ledvica z ledvičnim mehkom Kidney with renal pelvis | M Ž | 249 123 | 24,5 11,8 | 268 137 | 26,1 13,1 | 304 150 | 257–351 117–183 | 29 14 | 24–33 11–17 |
| C67 | Sečni mehur Bladder | M Ž | 229 84 | 22,5 8,1 | 256 97 | 25,0 9,4 | 296 111 | 251–342 83–140 | 28 11 | 24–32 8–13 |
| C70–C72 | Centralni in avtonomi živčni sistem Central and autonomic nervous system | M Ž | 81 68 | 8,0 6,5 | 107 72 | 10,5 7,0 | 130 75 | 98–162 57–94 | 12 7 | 9–15 5–9 |
| C73 | Ščitnica Thyroid gland | M Ž | 41 114 | 4,0 11,0 | 47 154 | 4,6 14,8 | 58 185 | 37–79 147–223 | 6 18 | 4–7 14–21 |
| C81 | Hodgkinov limfom Hodgkin's lymphoma | M Ž | 24 25 | 2,4 2,4 | 28 27 | 2,7 2,6 | 27 26 | 13–41 12–39 | 3 2 | 1–4 1–4 |
| C82–C85 | Ne-Hodgkinovi limfomi Non-Hodgkin's lymphoma | M Ž | 174 173 | 17,1 16,7 | 224 204 | 21,9 19,6 | 275 247 | 224–326 203–290 | 26 23 | 21–31 19–28 |
| C90 | Difuzni plazmocitom in maligne neoplazme plazmatk Multiple myeloma and malignant plasma cell neoplasms | M Ž | 69 70 | 6,8 6,8 | 77 61 | 7,5 5,9 | 87 59 | 62–112 39–79 | 8 6 | 6–11 4–8 |
| C91–C95 | Levkemije Leukaemias | M Ž | 170 127 | 16,7 12,2 | 193 143 | 18,8 13,8 | 211 157 | 172–251 123–191 | 20 15 | 16–24 12–18 |

Tabela 2: Incidenca, groba incidenčna stopnja in po svetovni, evropski ter slovenski standardni populaciji standardizirane incidenčne stopnje raka po spolu, Slovenija 2018.

Table 2: Incidence, crude incidence rate and according to World, European and Slovenian standard population standardized cancer incidence rates by sex, Slovenia 2018.

| Šifra MKB ICD code | Primarna lokacija Primary site | Spol Sex | Število Number | Groba incidenčna stopnja na 100.000 Crude incidence rate per 100,000 | SSS* – svetovni standard ASR* – World standard | SSS* – evropski standard ASR* – European standard | SSS* – slovenski standard ASR* – Slovenian standard |
|-----------------------|------------------------------------------------------------------------------------------------------------|-------------|-------------------|-------------------------------------------------------------------------|---------------------------------------------------|------------------------------------------------------|--------------------------------------------------------|
| C00–C96 | Vse lokacije All sites | M+Ž | 15905 | 768,3 | 352,1 | 502,3 | 598,8 |
| | | M | 8515 | 826,5 | 399,0 | 584,4 | 708,7 |
| | | Ž | 7390 | 710,7 | 318,8 | 444,5 | 521,6 |
| C00–C14 | Usta in žrelo Mouth and pharynx | M | 271 | 26,3 | 14,2 | 19,5 | 22,1 |
| | | Ž | 68 | 6,5 | 2,9 | 4,1 | 4,7 |
| C15 | Požiralnik Oesophagus | M | 86 | 8,3 | 4,1 | 5,9 | 7,0 |
| | | Ž | 17 | 1,6 | 0,4 | 0,7 | 0,8 |
| C16 | Želodec Stomach | M | 264 | 25,6 | 11,7 | 17,7 | 21,8 |
| | | Ž | 174 | 16,7 | 5,9 | 9,0 | 10,8 |
| C18 | Debelo črevo Colon | M | 482 | 46,8 | 21,0 | 32,1 | 40,1 |
| | | Ž | 368 | 35,4 | 13,8 | 20,1 | 24,4 |
| C19–C20 | Rektum in rektosigmoidna zveza Rectum and rectosigmoid junction | M | 329 | 31,9 | 15,4 | 22,7 | 27,3 |
| | | Ž | 170 | 16,3 | 7,0 | 9,9 | 11,8 |
| C22 | Jetra in intrahepatični vodi Liver and intrahepatic bile ducts | M | 166 | 16,1 | 7,8 | 11,3 | 13,6 |
| | | Ž | 65 | 6,3 | 2,3 | 3,3 | 4,2 |
| C23–C24 | Žolčnik in žolčevodi Gallbladder and biliary tract | M | 102 | 9,9 | 4,3 | 6,7 | 8,4 |
| | | Ž | 88 | 8,5 | 2,8 | 4,2 | 5,2 |
| C25 | Trebušna slinavka Pancreas | M | 234 | 22,7 | 10,4 | 15,6 | 19,1 |
| | | Ž | 194 | 18,7 | 6,9 | 10,3 | 12,7 |
| C32 | Grlo Larynx | M | 104 | 10,1 | 5,2 | 7,4 | 8,4 |
| | | Ž | 15 | 1,4 | 0,6 | 0,9 | 1,0 |
| C33–C34 | Sapnik, sapnici in pljuča Trachea, bronchus and lung | M | 978 | 94,9 | 45,5 | 66,2 | 79,4 |
| | | Ž | 587 | 56,5 | 25,0 | 35,6 | 41,9 |
| C43 | Malignni melanom kože Malignant melanoma of skin | M | 320 | 31,1 | 16,1 | 23,0 | 27,3 |
| | | Ž | 284 | 27,3 | 15,4 | 20,0 | 23,2 |
| C44 | Druge maligne neoplazme kože Skin, excl. melanoma | M | 1738 | 168,7 | 74,7 | 116,0 | 145,1 |
| | | Ž | 1865 | 179,4 | 68,3 | 100,3 | 121,5 |
| C48–C49 | Vezivno in mehko tkivo Connective and soft tissue | M | 40 | 3,9 | 2,3 | 3,0 | 3,5 |
| | | Ž | 34 | 3,3 | 2,2 | 2,5 | 2,7 |
| C50 | Dojka Breast | M | 11 | 1,1 | 0,4 | 0,7 | 0,9 |
| | | Ž | 1515 | 145,7 | 75,1 | 102,1 | 116,4 |
| C53 | Maternični vrat Cervix uteri | M | – | – | – | – | – |
| | | Ž | 108 | 10,4 | 6,8 | 8,5 | 9,4 |
| C54 | Maternično telo Corpus uteri | M | – | – | – | – | – |
| | | Ž | 351 | 33,8 | 15,8 | 22,3 | 25,4 |
| C56 | Jajčnik Ovary | M | – | – | – | – | – |
| | | Ž | 142 | 13,7 | 6,9 | 9,4 | 10,9 |
| C61 | Prostata Prostate | M | 1680 | 163,1 | 76,1 | 113,0 | 139,2 |
| | | Ž | – | – | – | – | – |
| C62 | Modo Testis | M | 86 | 8,3 | 7,4 | 8,1 | 8,7 |
| | | Ž | – | – | – | – | – |
| C64–C65 | Ledvica z ledvičnim mehkom Kidney with renal pelvis | M | 306 | 29,7 | 14,7 | 21,3 | 25,2 |
| | | Ž | 137 | 13,2 | 5,4 | 7,7 | 9,4 |
| C67 | Sečni mehur Bladder | M | 252 | 24,5 | 10,9 | 16,7 | 20,7 |
| | | Ž | 90 | 8,7 | 2,9 | 4,3 | 5,2 |
| C70–C72 | Centralni in avtonomni živčni sistem Central and autonomic nervous system | M | 105 | 10,2 | 7,1 | 8,6 | 9,5 |
| | | Ž | 63 | 6,1 | 4,3 | 4,7 | 4,8 |
| C73 | Ščitnica Thyroid gland | M | 56 | 5,4 | 3,6 | 4,6 | 5,1 |
| | | Ž | 138 | 13,3 | 9,7 | 11,6 | 12,8 |
| C81 | Hodgkinov limfom Hodgkin's lymphoma | M | 22 | 2,1 | 1,9 | 2,1 | 2,3 |
| | | Ž | 29 | 2,8 | 2,8 | 2,9 | 3,0 |
| C82–C85 | Ne-Hodgkinovi limfomi Non-Hodgkin's lymphoma | M | 226 | 21,9 | 12,1 | 16,5 | 19,0 |
| | | Ž | 198 | 19,0 | 8,2 | 11,6 | 13,8 |
| C90 | Difuzni plazmocitomi in maligne neoplazme plazmatk Multiple myeloma and malignant plasma cell neoplasms | M | 76 | 7,4 | 3,5 | 5,2 | 6,3 |
| | | Ž | 66 | 6,3 | 2,2 | 3,3 | 4,2 |
| C91–C95 | Levkemije Leukaemias | M | 201 | 19,5 | 10,0 | 14,1 | 16,8 |
| | | Ž | 150 | 14,4 | 7,0 | 8,9 | 10,1 |

* SSS – starostno standardizirana incidenčna stopnja na 100.000
ASR – age standardized incidence rate per 100,000

Tabela 3: Incidenca raka po starosti in spolu ter groba stopnja (GS) na 100.000 prebivalcev in kumulativna stopnja (KS), Slovenija 2018.
Table 3: Cancer incidence by age and by sex with crude rate (GS) per 100,000 population and cumulative rate (KS), Slovenia 2018.

| Šifra MKB ICD code | Primarna lokacija Primary site | Spol Sex | Vse starosti All ages | | Starost / Age | | | | | | | | | | | | | | | | | | | GS | KS 0-74 |
|-----------------------|---------------------------------------------------------------------------------------------------------------------------------------------|-------------|--------------------------|----|---------------|-----|-----|-----|-----|-----|-----|-----|-----|-----|------|------|------|------|------|------|------|-------|------|----|------------|
| | | | 0- | 5- | 10- | 15- | 20- | 25- | 30- | 35- | 40- | 45- | 50- | 55- | 60- | 65- | 70- | 75- | 80- | 85+ | | | | | |
| C00 | Vse lokacije All sites | M+Ž | 15905 | 22 | 11 | 14 | 24 | 33 | 71 | 122 | 246 | 373 | 550 | 870 | 1292 | 2086 | 2614 | 2086 | 2263 | 1700 | 1528 | 768,3 | 41,2 | | |
| | | M | 8515 | 9 | 8 | 7 | 14 | 18 | 32 | 43 | 77 | 135 | 212 | 411 | 708 | 1238 | 1599 | 1220 | 1297 | 868 | 619 | 826,5 | 47,3 | | |
| | | Ž | 7390 | 13 | 3 | 7 | 10 | 15 | 39 | 79 | 169 | 238 | 338 | 459 | 584 | 848 | 1015 | 866 | 966 | 832 | 909 | 710,7 | 35,9 | | |
| C00 | Ustnica Lip | M | 24 | 0 | 0 | 0 | 0 | 0 | 0 | 0 | 0 | 0 | 0 | 0 | 1 | 2 | 4 | 3 | 3 | 3 | 8 | 2,3 | 0,1 | | |
| | | Ž | 11 | 0 | 0 | 0 | 0 | 0 | 0 | 0 | 0 | 0 | 0 | 0 | 0 | 1 | 0 | 2 | 1 | 4 | 3 | 1,1 | 0,0 | | |
| C01 | Baza jezika Base of tongue | M | 26 | 0 | 0 | 0 | 0 | 0 | 0 | 1 | 1 | 0 | 2 | 3 | 1 | 6 | 8 | 1 | 1 | 2 | 0 | 2,5 | 0,2 | | |
| | | Ž | 4 | 0 | 0 | 0 | 0 | 0 | 0 | 0 | 0 | 1 | 0 | 0 | 1 | 1 | 1 | 0 | 0 | 0 | 0 | 0,4 | 0,0 | | |
| C02 | Jezik, drugi deli Tongue, other & unspecified parts | M | 22 | 0 | 0 | 0 | 0 | 0 | 0 | 0 | 0 | 0 | 1 | 1 | 2 | 6 | 7 | 1 | 2 | 1 | 1 | 2,1 | 0,1 | | |
| | | Ž | 9 | 0 | 0 | 0 | 0 | 0 | 0 | 0 | 0 | 0 | 0 | 0 | 1 | 2 | 2 | 2 | 1 | 0 | 1 | 0,9 | 0,1 | | |
| C03 | Dlesen Gum | M | 5 | 0 | 0 | 0 | 0 | 0 | 0 | 0 | 0 | 0 | 0 | 2 | 0 | 1 | 0 | 0 | 1 | 1 | 0 | 0,5 | 0,0 | | |
| | | Ž | 10 | 0 | 0 | 0 | 0 | 0 | 0 | 0 | 0 | 1 | 0 | 1 | 1 | 2 | 0 | 0 | 2 | 0 | 3 | 1,0 | 0,0 | | |
| C04 | Ustno dno Floor of mouth | M | 27 | 0 | 0 | 0 | 0 | 0 | 0 | 0 | 0 | 1 | 2 | 7 | 9 | 5 | 1 | 1 | 1 | 1 | 0 | 2,6 | 0,2 | | |
| | | Ž | 3 | 0 | 0 | 0 | 0 | 0 | 0 | 0 | 0 | 0 | 0 | 2 | 0 | 0 | 0 | 0 | 1 | 0 | 0 | 0,3 | 0,0 | | |
| C05 | Nebo Palate | M | 16 | 0 | 0 | 0 | 0 | 0 | 0 | 0 | 0 | 0 | 0 | 3 | 2 | 2 | 3 | 2 | 2 | 2 | 0 | 1,6 | 0,1 | | |
| | | Ž | 1 | 0 | 0 | 0 | 0 | 0 | 0 | 0 | 0 | 0 | 0 | 0 | 0 | 0 | 0 | 0 | 0 | 1 | 0 | 0,1 | 0,0 | | |
| C06 | Usta, drugi deli Mouth, other & unspecified parts | M | 10 | 0 | 0 | 0 | 0 | 0 | 0 | 0 | 0 | 4 | 0 | 1 | 2 | 2 | 0 | 0 | 1 | 0 | 1,0 | 0,1 | | | |
| | | Ž | 6 | 0 | 0 | 0 | 0 | 0 | 1 | 0 | 0 | 0 | 0 | 0 | 0 | 1 | 1 | 0 | 2 | 1 | 0,6 | 0,0 | | | |
| C07 | Parotidna žleza Parotid gland | M | 8 | 0 | 0 | 0 | 0 | 0 | 0 | 0 | 1 | 2 | 1 | 0 | 1 | 1 | 0 | 0 | 0 | 2 | 0,8 | 0,0 | | | |
| | | Ž | 6 | 0 | 0 | 0 | 0 | 0 | 0 | 2 | 0 | 0 | 1 | 1 | 0 | 1 | 0 | 0 | 1 | 0 | 0,6 | 0,0 | | | |
| C08 | Druge in neopredeljene velike žleze slinavke Other & unspecified major salivary glands | M | 1 | 0 | 0 | 1 | 0 | 0 | 0 | 0 | 0 | 0 | 0 | 0 | 0 | 0 | 0 | 0 | 0 | 0 | 0,1 | 0,0 | | | |
| | | Ž | 0 | 0 | 0 | 0 | 0 | 0 | 0 | 0 | 0 | 0 | 0 | 0 | 0 | 0 | 0 | 0 | 0 | 0 | 0,0 | 0,0 | | | |
| C09 | Tonzila Tonsil | M | 42 | 0 | 0 | 0 | 0 | 0 | 0 | 0 | 2 | 2 | 6 | 7 | 9 | 8 | 4 | 3 | 1 | 0 | 4,1 | 0,3 | | | |
| | | Ž | 8 | 0 | 0 | 0 | 0 | 0 | 0 | 0 | 0 | 0 | 2 | 1 | 1 | 3 | 0 | 1 | 0 | 0 | 0,8 | 0,0 | | | |
| C10 | Orofarinks Oropharynx | M | 32 | 0 | 0 | 0 | 0 | 0 | 0 | 0 | 0 | 1 | 1 | 7 | 9 | 9 | 1 | 1 | 3 | 0 | 3,1 | 0,2 | | | |
| | | Ž | 3 | 0 | 0 | 0 | 0 | 0 | 0 | 0 | 1 | 0 | 0 | 0 | 1 | 1 | 0 | 0 | 0 | 0 | 0,3 | 0,0 | | | |
| C11 | Nazofarinks Nasopharynx | M | 6 | 0 | 0 | 0 | 1 | 0 | 0 | 0 | 0 | 1 | 0 | 1 | 2 | 0 | 0 | 0 | 0 | 1 | 0,6 | 0,0 | | | |
| | | Ž | 4 | 0 | 0 | 0 | 0 | 0 | 0 | 1 | 0 | 0 | 1 | 0 | 1 | 1 | 0 | 0 | 0 | 0 | 0,4 | 0,0 | | | |
| C12 | Piriformni sinus Pyiform sinus | M | 36 | 0 | 0 | 0 | 0 | 0 | 0 | 0 | 2 | 6 | 5 | 10 | 6 | 5 | 2 | 0 | 0 | 0 | 3,5 | 0,3 | | | |
| | | Ž | 1 | 0 | 0 | 0 | 0 | 0 | 0 | 0 | 0 | 1 | 0 | 0 | 0 | 0 | 0 | 0 | 0 | 0 | 0,1 | 0,0 | | | |
| C13 | Hipofarinks Hypopharynx | M | 16 | 0 | 0 | 0 | 0 | 0 | 0 | 0 | 1 | 2 | 1 | 0 | 3 | 4 | 2 | 3 | 0 | 0 | 1,6 | 0,1 | | | |
| | | Ž | 2 | 0 | 0 | 0 | 0 | 0 | 0 | 0 | 0 | 0 | 0 | 1 | 0 | 1 | 0 | 0 | 0 | 0 | 0,2 | 0,0 | | | |
| C14 | Druga in slabo opredeljena mesta na ustnici, v ustni votlini in farinksu Other and ill-defined sites in the lip, oral cavity and pharynx | M | 0 | 0 | 0 | 0 | 0 | 0 | 0 | 0 | 0 | 0 | 0 | 0 | 0 | 0 | 0 | 0 | 0 | 0 | 0,0 | 0,0 | | | |
| | | Ž | 0 | 0 | 0 | 0 | 0 | 0 | 0 | 0 | 0 | 0 | 0 | 0 | 0 | 0 | 0 | 0 | 0 | 0 | 0,0 | 0,0 | | | |
| C15 | Požiralnik Oesophagus | M | 86 | 0 | 0 | 0 | 0 | 0 | 0 | 0 | 1 | 3 | 4 | 5 | 20 | 24 | 10 | 9 | 4 | 6 | 8,3 | 0,5 | | | |
| | | Ž | 17 | 0 | 0 | 0 | 0 | 0 | 0 | 0 | 1 | 0 | 0 | 1 | 1 | 0 | 0 | 3 | 5 | 6 | 1,6 | 0,0 | | | |
| C16 | Želodec Stomach | M | 264 | 0 | 0 | 0 | 0 | 1 | 0 | 3 | 5 | 9 | 9 | 22 | 30 | 40 | 37 | 38 | 47 | 23 | 25,6 | 1,3 | | | |
| | | Ž | 174 | 0 | 0 | 0 | 0 | 0 | 0 | 4 | 0 | 4 | 5 | 23 | 12 | 15 | 20 | 31 | 29 | 31 | 16,7 | 0,6 | | | |
| C17 | Tanko črevo Small intestine | M | 30 | 0 | 0 | 0 | 0 | 0 | 0 | 1 | 0 | 1 | 0 | 6 | 1 | 7 | 4 | 5 | 2 | 3 | 2,9 | 0,2 | | | |
| | | Ž | 27 | 0 | 0 | 0 | 0 | 1 | 0 | 0 | 0 | 1 | 0 | 5 | 2 | 4 | 8 | 4 | 0 | 0 | 2,6 | 0,1 | | | |
| C18 | Debelo črevo Colon | M | 482 | 0 | 1 | 0 | 0 | 1 | 0 | 4 | 1 | 12 | 18 | 33 | 47 | 87 | 85 | 71 | 74 | 48 | 46,8 | 2,5 | | | |
| | | Ž | 368 | 0 | 0 | 0 | 1 | 0 | 3 | 4 | 9 | 10 | 18 | 19 | 38 | 48 | 58 | 47 | 50 | 63 | 35,4 | 1,7 | | | |
| C19 | Rektosigmoidna zveza Rectosigmoid junction | M | 66 | 0 | 0 | 0 | 0 | 0 | 0 | 0 | 1 | 3 | 6 | 6 | 10 | 9 | 6 | 11 | 7 | 7 | 6,4 | 0,3 | | | |
| | | Ž | 34 | 0 | 0 | 0 | 0 | 0 | 1 | 1 | 4 | 3 | 0 | 3 | 4 | 0 | 4 | 6 | 5 | 3 | 3,3 | 0,2 | | | |
| C20 | Rektum Rectum | M | 263 | 0 | 0 | 0 | 0 | 1 | 1 | 0 | 3 | 14 | 20 | 19 | 49 | 40 | 29 | 45 | 29 | 13 | 25,5 | 1,4 | | | |
| | | Ž | 136 | 0 | 0 | 0 | 0 | 0 | 0 | 3 | 5 | 7 | 6 | 6 | 17 | 25 | 13 | 19 | 18 | 17 | 13,1 | 0,6 | | | |
| C21 | Anus in analni kanal Anus and anal canal | M | 6 | 0 | 0 | 0 | 0 | 0 | 0 | 0 | 0 | 1 | 1 | 1 | 1 | 0 | 0 | 1 | 1 | 0 | 0,6 | 0,0 | | | |
| | | Ž | 21 | 0 | 0 | 0 | 0 | 0 | 0 | 0 | 2 | 2 | 1 | 3 | 4 | 3 | 3 | 1 | 0 | 2 | 2,0 | 0,1 | | | |
| C22 | Jetra in intrahepatični vodi Liver and intrahepatic bile ducts | M | 166 | 2 | 0 | 0 | 0 | 0 | 0 | 0 | 0 | 2 | 3 | 18 | 28 | 38 | 27 | 28 | 14 | 6 | 16,1 | 1,0 | | | |
| | | Ž | 65 | 0 | 0 | 1 | 0 | 0 | 0 | 0 | 1 | 0 | 4 | 0 | 6 | 10 | 10 | 13 | 12 | 8 | 6,3 | 0,3 | | | |
| C23 | Žolčnik Gallbladder | M | 23 | 0 | 0 | 0 | 0 | 0 | 0 | 0 | 0 | 0 | 2 | 0 | 3 | 3 | 5 | 5 | 3 | 2 | 2,2 | 0,1 | | | |
| | | Ž | 37 | 0 | 0 | 0 | 0 | 0 | 0 | 1 | 0 | 0 | 2 | 0 | 6 | 3 | 3 | 6 | 8 | 8 | 3,6 | 0,1 | | | |
| C24 | Drugi in neopredeljeni deli biliarnega trakta Biliary tract, other and unspecified parts | M | 79 | 0 | 0 | 0 | 0 | 0 | 0 | 0 | 0 | 1 | 2 | 4 | 12 | 15 | 14 | 11 | 10 | 10 | 7,7 | 0,4 | | | |
| | | Ž | 51 | 0 | 0 | 0 | 0 | 0 | 0 | 0 | 0 | 4 | 2 | 0 | 6 | 7 | 2 | 7 | 9 | 14 | 4,9 | 0,2 | | | |
| C25 | Trebušna slinavka Pancreas | M | 234 | 0 | 0 | 0 | 0 | 0 | 1 | 0 | 2 | 3 | 13 | 16 | 28 | 58 | 32 | 31 | 33 | 17 | 22,7 | 1,3 | | | |
| | | Ž | 194 | 0 | 0 | 0 | 0 | 0 | 1 | 0 | 1 | 2 | 6 | 8 | 11 | 15 | 30 | 27 | 36 | 29 | 28 | 18,7 | 0,8 | | |

Nadaljevanje →
Continued →

Tabela 3: Nadaljevanje.
Table 3: Continued.

| Šifra MKB ICD code | Primarna lokacija Primary site | Spol Sex | Vse starosti All ages | | Starost / Age | | | | | | | | | | | | | | | | | GS | KS 0-74 | |
|-----------------------|-----------------------------------------------------------------------------------------------------------------------------------------------|-------------|--------------------------|----|---------------|-----|-----|-----|-----|-----|-----|-----|-----|-----|-----|-----|-----|-----|-----|-----|-------|-------|------------|-----|
| | | | 0- | 5- | 10- | 15- | 20- | 25- | 30- | 35- | 40- | 45- | 50- | 55- | 60- | 65- | 70- | 75- | 80- | 85+ | | | | |
| C26 | Druga in slabo opredeljena mesta v prebavnih organih Other and ill-defined digestive organs | M | 5 | 0 | 0 | 0 | 0 | 0 | 0 | 0 | 0 | 0 | 0 | 0 | 0 | 0 | 1 | 0 | 1 | 1 | 1 | 0,5 | 0,0 | |
| | | Ž | 3 | 0 | 0 | 0 | 0 | 0 | 0 | 0 | 0 | 0 | 0 | 0 | 0 | 0 | 0 | 1 | 1 | 1 | 0 | 0 | 0,3 | 0,0 |
| C30 | Nosna votlina in srednje uho Nasal cavity and middle ear | M | 6 | 0 | 0 | 0 | 0 | 0 | 0 | 0 | 0 | 0 | 1 | 0 | 1 | 1 | 1 | 1 | 1 | 0 | 0 | 1 | 0,6 | 0,0 |
| | | Ž | 7 | 0 | 0 | 0 | 0 | 0 | 0 | 0 | 0 | 0 | 0 | 1 | 0 | 0 | 1 | 0 | 1 | 2 | 1 | 1 | 0,7 | 0,0 |
| C31 | Obnosni sinusi Accessory sinuses | M | 6 | 0 | 0 | 0 | 0 | 0 | 0 | 0 | 0 | 1 | 0 | 0 | 1 | 2 | 1 | 1 | 0 | 0 | 0 | 0,6 | 0,0 | |
| | | Ž | 8 | 0 | 0 | 0 | 0 | 0 | 0 | 0 | 0 | 0 | 0 | 1 | 2 | 0 | 2 | 1 | 0 | 1 | 1 | 0,8 | 0,0 | |
| C32 | Grlo Larynx | M | 104 | 0 | 0 | 0 | 0 | 0 | 0 | 0 | 0 | 3 | 1 | 10 | 17 | 27 | 16 | 13 | 6 | 6 | 5 | 10,1 | 0,7 | |
| | | Ž | 15 | 0 | 0 | 0 | 0 | 0 | 0 | 0 | 0 | 0 | 0 | 0 | 3 | 3 | 5 | 1 | 1 | 2 | 0 | 1,4 | 0,1 | |
| C33 | Sapnik Trachea | M | 0 | 0 | 0 | 0 | 0 | 0 | 0 | 0 | 0 | 0 | 0 | 0 | 0 | 0 | 0 | 0 | 0 | 0 | 0 | 0,0 | 0,0 | |
| | | Ž | 2 | 0 | 0 | 0 | 0 | 0 | 0 | 0 | 0 | 0 | 0 | 0 | 0 | 0 | 0 | 1 | 0 | 0 | 0 | 1 | 0,2 | 0,0 |
| C34 | Sapnica in pljuča Bronchus and lung | M | 978 | 0 | 0 | 0 | 0 | 0 | 1 | 1 | 5 | 5 | 9 | 34 | 91 | 199 | 253 | 137 | 121 | 76 | 46 | 94,9 | 6,0 | |
| | | Ž | 585 | 0 | 0 | 0 | 0 | 0 | 0 | 2 | 2 | 2 | 11 | 37 | 55 | 104 | 130 | 99 | 65 | 44 | 34 | 56,3 | 3,4 | |
| C37 | Timus Thymus | M | 9 | 0 | 0 | 0 | 0 | 0 | 0 | 0 | 0 | 0 | 1 | 3 | 0 | 2 | 2 | 1 | 0 | 0 | 0 | 0,9 | 0,1 | |
| | | Ž | 5 | 0 | 0 | 0 | 0 | 0 | 1 | 0 | 0 | 1 | 0 | 0 | 0 | 1 | 1 | 0 | 0 | 1 | 0 | 0,5 | 0,0 | |
| C38 | Srce, mediastinum, plevra Heart, mediastinum, pleura | M | 1 | 0 | 0 | 0 | 1 | 0 | 0 | 0 | 0 | 0 | 0 | 0 | 0 | 0 | 0 | 0 | 0 | 0 | 0 | 0,1 | 0,0 | |
| | | Ž | 8 | 0 | 2 | 0 | 0 | 1 | 0 | 0 | 0 | 0 | 0 | 0 | 0 | 0 | 2 | 0 | 0 | 1 | 2 | 0,8 | 0,0 | |
| C39 | Druga in slabo opredeljena mesta v dihalih in prsni organih Other and ill-defined sites in the respiratory system and intrathoracic organs | M | 0 | 0 | 0 | 0 | 0 | 0 | 0 | 0 | 0 | 0 | 0 | 0 | 0 | 0 | 0 | 0 | 0 | 0 | 0 | 0,0 | 0,0 | |
| | | Ž | 0 | 0 | 0 | 0 | 0 | 0 | 0 | 0 | 0 | 0 | 0 | 0 | 0 | 0 | 0 | 0 | 0 | 0 | 0 | 0,0 | 0,0 | |
| C40 | Kosti, sklepi hrustanec udov Bone and articular cartilage of limbs | M | 10 | 1 | 0 | 0 | 2 | 0 | 0 | 0 | 1 | 1 | 0 | 2 | 2 | 0 | 0 | 1 | 0 | 0 | 0 | 1,0 | 0,1 | |
| | | Ž | 1 | 0 | 0 | 0 | 0 | 0 | 0 | 0 | 0 | 0 | 0 | 0 | 0 | 0 | 0 | 0 | 0 | 0 | 1 | 0,1 | 0,0 | |
| C41 | Kosti, sklepi hrustanec, drugje Bone and articular cartilage of other and unspecified parts | M | 5 | 0 | 0 | 1 | 0 | 1 | 1 | 0 | 0 | 0 | 0 | 0 | 0 | 0 | 0 | 2 | 0 | 0 | 0 | 0,5 | 0,1 | |
| | | Ž | 8 | 0 | 0 | 0 | 0 | 0 | 0 | 0 | 0 | 0 | 0 | 0 | 1 | 3 | 1 | 1 | 0 | 1 | 1 | 0,8 | 0,0 | |
| C43 | Malignni melanom kože Malignant melanoma of skin | M | 320 | 0 | 0 | 0 | 0 | 2 | 3 | 5 | 7 | 13 | 19 | 35 | 24 | 38 | 43 | 27 | 51 | 28 | 25 | 31,1 | 1,6 | |
| | | Ž | 284 | 0 | 0 | 0 | 0 | 2 | 4 | 10 | 18 | 25 | 31 | 15 | 13 | 29 | 37 | 31 | 28 | 19 | 22 | 27,3 | 1,6 | |
| C44 | Druge maligne neoplazme kože Skin, excl. melanoma | M | 1738 | 0 | 0 | 0 | 0 | 5 | 12 | 9 | 32 | 40 | 85 | 111 | 154 | 247 | 258 | 326 | 246 | 213 | 168,7 | 8,1 | | |
| | | Ž | 1865 | 0 | 0 | 0 | 1 | 6 | 13 | 25 | 49 | 64 | 92 | 109 | 159 | 216 | 227 | 286 | 260 | 357 | 179,4 | 7,5 | | |
| C45 | Mezoteliom Mesothelioma | M | 30 | 0 | 0 | 0 | 0 | 0 | 0 | 0 | 1 | 0 | 1 | 0 | 2 | 3 | 6 | 2 | 11 | 3 | 1 | 2,9 | 0,1 | |
| | | Ž | 15 | 0 | 0 | 0 | 0 | 0 | 0 | 0 | 0 | 0 | 1 | 1 | 1 | 5 | 2 | 3 | 2 | 0 | 0 | 1,4 | 0,1 | |
| C46 | Kaposijev sarkom Kaposi's sarcoma | M | 1 | 0 | 0 | 0 | 0 | 0 | 0 | 0 | 0 | 0 | 0 | 0 | 0 | 1 | 0 | 0 | 0 | 0 | 0 | 0,1 | 0,0 | |
| | | Ž | 0 | 0 | 0 | 0 | 0 | 0 | 0 | 0 | 0 | 0 | 0 | 0 | 0 | 0 | 0 | 0 | 0 | 0 | 0 | 0,0 | 0,0 | |
| C47 | Periferni živci in avtonomno živčevje Peripheral nerves and autonomic nervous system | M | 3 | 0 | 0 | 0 | 0 | 0 | 0 | 0 | 1 | 0 | 0 | 0 | 0 | 1 | 0 | 0 | 0 | 1 | 0,3 | 0,0 | | |
| | | Ž | 1 | 0 | 0 | 0 | 0 | 0 | 0 | 0 | 0 | 0 | 1 | 0 | 0 | 0 | 0 | 0 | 0 | 0 | 0 | 0,1 | 0,0 | |
| C48 | Peritonej in retroperitonej Retroperitoneum and peritoneum | M | 5 | 1 | 0 | 0 | 0 | 0 | 0 | 0 | 0 | 0 | 0 | 0 | 0 | 2 | 1 | 0 | 0 | 1 | 0,5 | 0,0 | | |
| | | Ž | 11 | 1 | 0 | 0 | 1 | 0 | 0 | 0 | 0 | 0 | 1 | 1 | 3 | 0 | 2 | 2 | 0 | 0 | 1,1 | 0,1 | | |
| C49 | Drugo vezivno in mehko tkivo Other connective and soft tissue | M | 35 | 0 | 1 | 0 | 0 | 1 | 0 | 1 | 0 | 2 | 2 | 2 | 3 | 4 | 4 | 5 | 5 | 2 | 3 | 3,4 | 0,2 | |
| | | Ž | 23 | 1 | 0 | 0 | 0 | 2 | 0 | 0 | 1 | 1 | 1 | 1 | 3 | 0 | 2 | 2 | 3 | 3 | 3 | 2,2 | 0,1 | |
| C50 | Dojka Breast | M | 11 | 0 | 0 | 0 | 0 | 0 | 0 | 0 | 0 | 0 | 0 | 0 | 2 | 1 | 1 | 2 | 1 | 3 | 1 | 1,1 | 0,1 | |
| | | Ž | 1515 | 0 | 0 | 0 | 0 | 0 | 7 | 19 | 53 | 79 | 112 | 156 | 151 | 210 | 228 | 135 | 155 | 112 | 98 | 145,7 | 8,5 | |
| C51 | Žensko zunanje spolovilo Vulva | M | - | - | - | - | - | - | - | - | - | - | - | - | - | - | - | - | - | - | - | - | - | |
| | | Ž | 62 | 0 | 0 | 0 | 0 | 0 | 0 | 0 | 0 | 0 | 1 | 1 | 4 | 6 | 5 | 9 | 11 | 14 | 11 | 6,0 | 0,2 | |
| C52 | Nožnica Vagina | M | - | - | - | - | - | - | - | - | - | - | - | - | - | - | - | - | - | - | - | - | - | |
| | | Ž | 10 | 0 | 0 | 0 | 0 | 0 | 0 | 0 | 0 | 0 | 0 | 0 | 0 | 1 | 0 | 1 | 3 | 2 | 3 | 1,0 | 0,0 | |
| C53 | Maternični vrat Cervix uteri | M | - | - | - | - | - | - | - | - | - | - | - | - | - | - | - | - | - | - | - | - | - | |
| | | Ž | 108 | 0 | 0 | 0 | 1 | 1 | 3 | 7 | 11 | 6 | 12 | 13 | 10 | 12 | 8 | 6 | 5 | 4 | 9 | 10,4 | 0,7 | |
| C54 | Maternično telo Corpus uteri | M | - | - | - | - | - | - | - | - | - | - | - | - | - | - | - | - | - | - | - | - | - | |
| | | Ž | 351 | 0 | 0 | 0 | 0 | 1 | 1 | 3 | 11 | 11 | 26 | 57 | 54 | 55 | 40 | 43 | 36 | 13 | 33,8 | 1,9 | | |
| C55 | Maternica, neopredeljeno Uterus, unspecified | M | - | - | - | - | - | - | - | - | - | - | - | - | - | - | - | - | - | - | - | - | - | |
| | | Ž | 5 | 0 | 0 | 0 | 0 | 0 | 0 | 0 | 0 | 1 | 1 | 1 | 0 | 0 | 1 | 0 | 0 | 1 | 0,5 | 0,0 | | |
| C56 | Jajčnik Ovary | M | - | - | - | - | - | - | - | - | - | - | - | - | - | - | - | - | - | - | - | - | - | |
| | | Ž | 142 | 0 | 0 | 0 | 0 | 0 | 0 | 2 | 4 | 7 | 13 | 11 | 15 | 18 | 20 | 15 | 17 | 8 | 12 | 13,7 | 0,8 | |
| C57 | Drugi in neopredeljeni ženski spolni organi Other and unspecified parts of female genital organs | M | - | - | - | - | - | - | - | - | - | - | - | - | - | - | - | - | - | - | - | - | - | |
| | | Ž | 39 | 0 | 0 | 0 | 0 | 0 | 0 | 0 | 1 | 0 | 2 | 2 | 5 | 4 | 8 | 7 | 4 | 4 | 2 | 3,8 | 0,2 | |

Nadaljevanje —>
Continued —>

Tabela 3: Nadaljevanje.
Table 3: Continued.

| Šifra MKB ICD code | Primarna lokacija Primary site | Spol Sex | Vse starosti All ages | Starost / Age | | | | | | | | | | | | | | | | | GS | KS 0-74 | | |
|-----------------------|----------------------------------------------------------------------------------------------------------------------|-------------|--------------------------|---------------|----|-----|-----|-----|-----|-----|-----|-----|-----|-----|-----|-----|-----|-----|-----|-----|----|------------|------|-----|
| | | | | 0- | 5- | 10- | 15- | 20- | 25- | 30- | 35- | 40- | 45- | 50- | 55- | 60- | 65- | 70- | 75- | 80- | | | 85+ | |
| C58 | Posteljica Placenta | M | - | - | - | - | - | - | - | - | - | - | - | - | - | - | - | - | - | - | - | - | - | |
| | | Ž | 0 | 0 | 0 | 0 | 0 | 0 | 0 | 0 | 0 | 0 | 0 | 0 | 0 | 0 | 0 | 0 | 0 | 0 | 0 | 0 | 0 | 0,0 |
| C60 | Penis Penis | M | 16 | 0 | 0 | 0 | 0 | 0 | 0 | 0 | 0 | 0 | 1 | 0 | 1 | 1 | 4 | 3 | 2 | 2 | 0 | 2 | 1,6 | 0,1 |
| | | Ž | - | - | - | - | - | - | - | - | - | - | - | - | - | - | - | - | - | - | - | - | - | - |
| C61 | Prostata Prostate | M | 1680 | 0 | 0 | 0 | 0 | 0 | 0 | 0 | 0 | 0 | 9 | 65 | 131 | 298 | 401 | 306 | 286 | 117 | 67 | 163,1 | 10,3 | |
| | | Ž | - | - | - | - | - | - | - | - | - | - | - | - | - | - | - | - | - | - | - | - | - | - |
| C62 | Modo Testis | M | 86 | 1 | 0 | 0 | 1 | 4 | 10 | 8 | 18 | 18 | 13 | 3 | 5 | 3 | 2 | 0 | 0 | 0 | 0 | 0 | 8,3 | 0,6 |
| | | Ž | - | - | - | - | - | - | - | - | - | - | - | - | - | - | - | - | - | - | - | - | - | - |
| C63 | Drugi in neopredeljeni moški spolni organi Other and unspecified male genital organs | M | 4 | 0 | 0 | 0 | 0 | 0 | 0 | 0 | 0 | 0 | 0 | 0 | 0 | 0 | 0 | 0 | 1 | 1 | 1 | 0 | 0,4 | 0,0 |
| | | Ž | - | - | - | - | - | - | - | - | - | - | - | - | - | - | - | - | - | - | - | - | - | - |
| C64 | Ledvica razen meha Kidney, excl. renal pelvis | M | 281 | 0 | 1 | 0 | 0 | 0 | 1 | 2 | 3 | 4 | 8 | 22 | 33 | 51 | 50 | 33 | 35 | 24 | 14 | 27,3 | 1,6 | |
| | | Ž | 118 | 1 | 0 | 1 | 0 | 0 | 1 | 1 | 1 | 3 | 2 | 1 | 11 | 10 | 18 | 21 | 20 | 17 | 10 | 11,3 | 0,6 | |
| C65 | Ledvični meh Renal pelvis | M | 25 | 0 | 0 | 0 | 0 | 0 | 0 | 0 | 0 | 0 | 0 | 0 | 2 | 4 | 5 | 3 | 6 | 3 | 2 | 2,4 | 0,1 | |
| | | Ž | 19 | 0 | 0 | 0 | 0 | 0 | 0 | 0 | 0 | 0 | 1 | 0 | 0 | 1 | 2 | 3 | 9 | 1 | 2 | 1,8 | 0,1 | |
| C66 | Sečevod Ureter | M | 12 | 0 | 0 | 0 | 0 | 0 | 0 | 0 | 0 | 1 | 0 | 1 | 0 | 1 | 2 | 4 | 1 | 2 | 0 | 1,2 | 0,1 | |
| | | Ž | 4 | 0 | 0 | 0 | 0 | 0 | 0 | 0 | 0 | 0 | 0 | 0 | 0 | 0 | 0 | 0 | 2 | 1 | 1 | 0,4 | 0,0 | |
| C67 | Sečni mehur Bladder | M | 252 | 0 | 0 | 0 | 0 | 0 | 0 | 1 | 0 | 0 | 3 | 6 | 23 | 34 | 50 | 42 | 42 | 27 | 24 | 24,5 | 1,4 | |
| | | Ž | 90 | 0 | 0 | 0 | 0 | 0 | 0 | 0 | 1 | 0 | 1 | 4 | 6 | 12 | 10 | 7 | 7 | 20 | 22 | 8,7 | 0,3 | |
| C68 | Drugi in neopredeljeni sečni organi Other and unspecified urinary organs | M | 2 | 0 | 0 | 0 | 0 | 0 | 0 | 0 | 0 | 0 | 0 | 0 | 0 | 0 | 0 | 0 | 1 | 1 | 0 | 0,2 | 0,0 | |
| | | Ž | 1 | 0 | 0 | 0 | 0 | 0 | 0 | 0 | 0 | 0 | 0 | 0 | 0 | 0 | 0 | 0 | 0 | 0 | 1 | 0,1 | 0,0 | |
| C69 | Oko in očesni adneksi Eye and adnexa | M | 19 | 0 | 0 | 0 | 0 | 0 | 0 | 0 | 1 | 0 | 1 | 1 | 0 | 4 | 3 | 4 | 4 | 1 | 0 | 1,8 | 0,1 | |
| | | Ž | 18 | 0 | 0 | 0 | 0 | 0 | 1 | 0 | 2 | 0 | 2 | 2 | 2 | 1 | 2 | 2 | 2 | 0 | 2 | 1,7 | 0,1 | |
| C70 | Meninge Meninges | M | 2 | 0 | 0 | 0 | 0 | 0 | 0 | 0 | 1 | 0 | 1 | 0 | 0 | 0 | 0 | 0 | 0 | 0 | 0 | 0,2 | 0,0 | |
| | | Ž | 3 | 0 | 0 | 0 | 0 | 0 | 0 | 0 | 0 | 0 | 0 | 0 | 1 | 0 | 0 | 1 | 1 | 0 | 0 | 0,3 | 0,0 | |
| C71 | Možgani Brain | M | 100 | 2 | 2 | 1 | 2 | 3 | 1 | 5 | 4 | 6 | 10 | 8 | 7 | 9 | 14 | 6 | 15 | 5 | 0 | 9,7 | 0,6 | |
| | | Ž | 60 | 6 | 0 | 1 | 1 | 0 | 1 | 0 | 1 | 3 | 2 | 2 | 6 | 8 | 8 | 5 | 7 | 3 | 6 | 5,8 | 0,4 | |
| C72 | Hrbtini mozeg, možganski živci in drugi deli CŽS Spinal cord, cranial nerves and other parts of CNS | M | 3 | 0 | 0 | 0 | 0 | 0 | 0 | 0 | 0 | 1 | 0 | 0 | 0 | 0 | 2 | 0 | 0 | 0 | 0 | 0,3 | 0,0 | |
| | | Ž | 0 | 0 | 0 | 0 | 0 | 0 | 0 | 0 | 0 | 0 | 0 | 0 | 0 | 0 | 0 | 0 | 0 | 0 | 0 | 0,0 | 0,0 | |
| C73 | Ščitnica Thyroid gland | M | 56 | 0 | 0 | 0 | 0 | 1 | 2 | 1 | 4 | 6 | 11 | 3 | 10 | 5 | 4 | 3 | 5 | 0 | 1 | 5,4 | 0,4 | |
| | | Ž | 138 | 0 | 0 | 2 | 0 | 3 | 7 | 7 | 16 | 12 | 17 | 13 | 11 | 14 | 13 | 8 | 8 | 5 | 2 | 13,3 | 0,9 | |
| C74 | Nadledvična žleza Adrenal gland | M | 8 | 1 | 0 | 0 | 0 | 0 | 0 | 0 | 0 | 1 | 0 | 0 | 1 | 2 | 0 | 2 | 1 | 0 | 0 | 0,8 | 0,1 | |
| | | Ž | 7 | 1 | 0 | 0 | 0 | 0 | 0 | 0 | 1 | 0 | 0 | 0 | 0 | 0 | 0 | 1 | 3 | 0 | 0 | 0,7 | 0,0 | |
| C75 | Druge endokrine žleze in sorodne strukture Other endocrine glands and related structures | M | 0 | 0 | 0 | 0 | 0 | 0 | 0 | 0 | 0 | 0 | 0 | 0 | 0 | 0 | 0 | 0 | 0 | 0 | 0 | 0,0 | 0,0 | |
| | | Ž | 2 | 0 | 1 | 0 | 0 | 0 | 0 | 0 | 0 | 0 | 0 | 0 | 0 | 0 | 0 | 0 | 0 | 1 | 0 | 0,2 | 0,0 | |
| C76 | Druga in slabo opredeljena mesta Other and ill-defined sites | M | 1 | 0 | 0 | 0 | 0 | 0 | 0 | 0 | 0 | 0 | 0 | 0 | 1 | 0 | 0 | 0 | 0 | 0 | 0 | 0,1 | 0,0 | |
| | | Ž | 12 | 0 | 0 | 0 | 0 | 0 | 0 | 0 | 0 | 0 | 0 | 0 | 3 | 2 | 1 | 1 | 2 | 0 | 3 | 1,2 | 0,1 | |
| C77 | Metastaza in neopredeljena maligna neoplazma bezgavk Metastasis and unspecified malignant neoplasm of lymph nodes | M | 15 | 0 | 0 | 0 | 0 | 0 | 0 | 0 | 0 | 0 | 1 | 1 | 3 | 5 | 3 | 0 | 0 | 1 | 1 | 1,5 | 0,1 | |
| | | Ž | 15 | 0 | 0 | 0 | 0 | 0 | 0 | 0 | 1 | 0 | 1 | 0 | 2 | 1 | 1 | 2 | 4 | 1 | 2 | 1,4 | 0,1 | |
| C78 | Metastaze dihal in prebavi Metastases of respiratory and digestive organs | M | 31 | 0 | 0 | 0 | 0 | 0 | 0 | 0 | 0 | 2 | 0 | 0 | 1 | 1 | 1 | 4 | 9 | 4 | 9 | 3,0 | 0,1 | |
| | | Ž | 34 | 0 | 0 | 0 | 0 | 0 | 0 | 0 | 0 | 0 | 0 | 1 | 2 | 4 | 1 | 2 | 5 | 4 | 15 | 3,3 | 0,1 | |
| C79 | Metastaze, drugje Metastases of other sites | M | 9 | 0 | 0 | 0 | 0 | 0 | 0 | 0 | 0 | 0 | 0 | 0 | 0 | 1 | 1 | 2 | 0 | 1 | 4 | 0,9 | 0,0 | |
| | | Ž | 17 | 0 | 0 | 0 | 0 | 0 | 0 | 0 | 0 | 0 | 1 | 0 | 0 | 0 | 3 | 3 | 0 | 1 | 9 | 1,6 | 0,1 | |
| C80 | Maligna neoplazma brez opredeljenega mesta Malignant neoplasm without specification of site | M | 54 | 0 | 0 | 0 | 0 | 0 | 0 | 1 | 0 | 0 | 0 | 1 | 3 | 12 | 11 | 8 | 5 | 7 | 6 | 5,2 | 0,3 | |
| | | Ž | 58 | 0 | 0 | 0 | 0 | 0 | 0 | 0 | 0 | 0 | 0 | 1 | 2 | 7 | 6 | 8 | 9 | 14 | 11 | 5,6 | 0,2 | |
| C81 | Hodgkinov limfom Hodgkin's lymphoma | M | 22 | 0 | 0 | 0 | 3 | 1 | 2 | 0 | 7 | 1 | 0 | 2 | 1 | 0 | 1 | 0 | 4 | 0 | 0 | 2,1 | 0,1 | |
| | | Ž | 29 | 0 | 0 | 1 | 2 | 2 | 5 | 4 | 2 | 2 | 0 | 2 | 2 | 2 | 0 | 0 | 3 | 2 | 0 | 2,8 | 0,2 | |
| C82 | Folikularni ne-Hodgkinov limfom Follicular non-Hodgkin's lymphoma | M | 64 | 0 | 0 | 0 | 1 | 0 | 0 | 0 | 0 | 4 | 3 | 2 | 13 | 14 | 7 | 8 | 4 | 4 | 4 | 6,2 | 0,4 | |
| | | Ž | 65 | 0 | 0 | 0 | 0 | 0 | 0 | 1 | 1 | 1 | 2 | 4 | 7 | 11 | 14 | 6 | 11 | 4 | 3 | 6,3 | 0,4 | |
| C83 | Difuzni ne-Hodgkinov limfom Diffuse non-Hodgkin's lymphoma | M | 133 | 0 | 1 | 1 | 2 | 4 | 0 | 1 | 1 | 6 | 2 | 4 | 16 | 17 | 21 | 18 | 15 | 15 | 9 | 12,9 | 0,8 | |
| | | Ž | 106 | 0 | 0 | 0 | 0 | 0 | 0 | 1 | 3 | 1 | 3 | 3 | 7 | 14 | 15 | 22 | 11 | 15 | 15 | 10,2 | 0,6 | |

Nadaljevanje —>
Continued —>

Tabela 3: Nadaljevanje.
Table 3: Continued.

| Šifra MKB ICD code | Primarna lokacija Primary site | Spol Sex | Vse starosti All ages | Starost / Age | | | | | | | | | | | | | | | | | GS | KS 0-74 | |
|-----------------------|-------------------------------------------------------------------------------------------------------------------------------------------------------------------------------------|-------------|--------------------------|---------------|----|-----|-----|-----|-----|-----|-----|-----|-----|-----|-----|-----|-----|-----|-----|-----|-----|------------|-----|
| | | | | 0- | 5- | 10- | 15- | 20- | 25- | 30- | 35- | 40- | 45- | 50- | 55- | 60- | 65- | 70- | 75- | 80- | | | 85+ |
| C84 | Limfomi celic T in kožni limfom celic T Peripheral and cutaneous T-cell lymphomas | M | 21 | 0 | 0 | 0 | 1 | 0 | 0 | 0 | 1 | 2 | 2 | 0 | 2 | 4 | 2 | 1 | 2 | 3 | 1 | 2,0 | 0,1 |
| | | Ž | 19 | 0 | 0 | 0 | 0 | 0 | 0 | 1 | 1 | 1 | 0 | 2 | 2 | 1 | 2 | 1 | 2 | 3 | 3 | 1,8 | 0,1 |
| C85 | Druge in neopredeljene vrste ne-Hodgkinovega limfoma Other and unspecified types of non-Hodgkin's lymphoma | M | 8 | 0 | 0 | 0 | 0 | 0 | 0 | 0 | 0 | 0 | 0 | 0 | 2 | 2 | 1 | 1 | 1 | 0 | 1 | 0,8 | 0,0 |
| | | Ž | 8 | 0 | 0 | 0 | 0 | 0 | 0 | 0 | 0 | 0 | 0 | 0 | 0 | 2 | 0 | 3 | 0 | 0 | 3 | 0,8 | 0,0 |
| C88 | Maligne imunoproliferativne bolezni Malignant immunoproliferative diseases | M | 5 | 0 | 0 | 0 | 0 | 0 | 0 | 0 | 0 | 0 | 0 | 0 | 0 | 0 | 3 | 2 | 0 | 0 | 0 | 0,5 | 0,0 |
| | | Ž | 2 | 0 | 0 | 0 | 0 | 0 | 0 | 0 | 0 | 0 | 0 | 0 | 0 | 0 | 1 | 0 | 0 | 0 | 1 | 0,2 | 0,0 |
| C90 | Difuzni plazmocitom in maligne neoplazme plazmatk Multiple myeloma and malignant plasma cell neoplasms | M | 76 | 0 | 0 | 0 | 0 | 0 | 0 | 0 | 0 | 2 | 3 | 5 | 10 | 6 | 12 | 11 | 12 | 9 | 6 | 7,4 | 0,4 |
| | | Ž | 66 | 0 | 0 | 0 | 0 | 0 | 0 | 0 | 0 | 0 | 0 | 2 | 3 | 9 | 8 | 11 | 14 | 10 | 9 | 6,3 | 0,3 |
| C91.0 | Limfoblastna levkemija Lymphoblastic leukaemia, acute | M | 9 | 0 | 0 | 2 | 0 | 1 | 1 | 1 | 1 | 0 | 0 | 0 | 1 | 0 | 0 | 1 | 0 | 0 | 0 | 0,9 | 0,1 |
| | | Ž | 8 | 2 | 0 | 1 | 2 | 0 | 0 | 0 | 1 | 0 | 0 | 0 | 0 | 1 | 1 | 0 | 0 | 0 | 0 | 0,8 | 0,1 |
| C91.1- C91.9 | Limfatična levkemija, druga Lymphoid leukaemia, other | M | 96 | 0 | 0 | 0 | 0 | 0 | 1 | 1 | 1 | 1 | 3 | 8 | 18 | 19 | 16 | 13 | 9 | 6 | 9,3 | 0,6 | |
| | | Ž | 46 | 0 | 0 | 0 | 0 | 0 | 0 | 0 | 0 | 0 | 3 | 1 | 8 | 7 | 6 | 6 | 10 | 5 | 4,4 | 0,2 | |
| C92 | Mieloična levkemija Myeloid leukaemia | M | 69 | 0 | 0 | 1 | 0 | 0 | 0 | 1 | 2 | 2 | 4 | 9 | 7 | 9 | 7 | 9 | 12 | 6 | 6,7 | 0,3 | |
| | | Ž | 68 | 0 | 0 | 0 | 2 | 0 | 0 | 3 | 1 | 3 | 1 | 7 | 10 | 5 | 10 | 14 | 8 | 8 | 6,5 | 0,3 | |
| C93 | Monocitna levkemija Monocytic leukaemia | M | 5 | 0 | 0 | 0 | 0 | 1 | 0 | 0 | 0 | 0 | 0 | 1 | 0 | 1 | 0 | 2 | 0 | 0 | 0,5 | 0,0 | |
| | | Ž | 5 | 0 | 0 | 0 | 0 | 0 | 0 | 0 | 0 | 0 | 0 | 1 | 0 | 1 | 1 | 2 | 0 | 0 | 0,5 | 0,0 | |
| C94 | Druge opredeljene levkemije Other leukaemias of specified cells | M | 17 | 0 | 0 | 0 | 0 | 1 | 0 | 0 | 0 | 0 | 0 | 3 | 5 | 2 | 3 | 2 | 0 | 1 | 1,7 | 0,1 | |
| | | Ž | 20 | 1 | 0 | 0 | 0 | 0 | 0 | 0 | 2 | 0 | 0 | 4 | 2 | 2 | 1 | 3 | 5 | 0 | 1,9 | 0,1 | |
| C95 | Levkemija z neopredeljenim celičnim tipom Leukaemia, unspecified cell type | M | 5 | 0 | 0 | 0 | 0 | 0 | 0 | 0 | 0 | 0 | 0 | 0 | 0 | 1 | 0 | 1 | 3 | 0 | 0,5 | 0,0 | |
| | | Ž | 3 | 0 | 0 | 0 | 0 | 0 | 0 | 0 | 0 | 0 | 0 | 0 | 0 | 0 | 0 | 0 | 0 | 1 | 2 | 0,3 | 0,0 |
| C96 | Druge in neopredeljene maligne neoplazme limfatičnega, krvotvornega ali sorodnega tkiva Other and unspecified malignant neoplasms of lymphoid, haematopoietic and related tissue | M | 92 | 1 | 2 | 0 | 0 | 0 | 0 | 2 | 1 | 2 | 2 | 4 | 7 | 12 | 12 | 22 | 15 | 10 | 8,9 | 0,4 | |
| | | Ž | 84 | 0 | 0 | 1 | 1 | 0 | 1 | 3 | 1 | 5 | 7 | 1 | 2 | 8 | 14 | 15 | 11 | 14 | 8,1 | 0,4 | |

Zgoraj neupoštevani:
Not included above:

| | | | | | | | | | | | | | | | | | | | | | | | |
|-----------------|------------------------------------------------------------------------------------------------------------------|---|------|---|---|---|---|----|-----|-----|-----|-----|----|----|----|----|----|----|----|----|----|-------|-----|
| D03 | Melanom, in situ Melanoma, in situ | M | 146 | 0 | 0 | 0 | 1 | 0 | 0 | 3 | 12 | 9 | 11 | 11 | 15 | 20 | 16 | 17 | 16 | 9 | 6 | 14,2 | 0,9 |
| | | Ž | 167 | 0 | 0 | 0 | 1 | 1 | 2 | 8 | 10 | 15 | 17 | 19 | 10 | 20 | 18 | 12 | 18 | 6 | 10 | 16,1 | 1,0 |
| D05 | Dojka, in situ Breast, in situ | M | 2 | 0 | 0 | 0 | 0 | 0 | 0 | 0 | 0 | 0 | 0 | 0 | 0 | 0 | 1 | 1 | 0 | 0 | 0 | 0,2 | 0,0 |
| | | Ž | 169 | 0 | 0 | 0 | 0 | 0 | 0 | 2 | 2 | 6 | 16 | 34 | 29 | 21 | 36 | 9 | 8 | 3 | 3 | 16,3 | 1,1 |
| D06 | Maternični vrat, in situ (CIN III) Cervix uteri, in situ | M | - | - | - | - | - | - | - | - | - | - | - | - | - | - | - | - | - | - | - | - | - |
| | | Ž | 1052 | 0 | 0 | 0 | 0 | 91 | 179 | 185 | 189 | 161 | 89 | 56 | 42 | 32 | 12 | 11 | 4 | 0 | 1 | 101,2 | 8,1 |
| D09.0 | Sečni mehur, in situ Bladder, in situ | M | 221 | 0 | 0 | 0 | 0 | 0 | 0 | 2 | 2 | 4 | 8 | 16 | 18 | 31 | 45 | 37 | 27 | 14 | 17 | 21,5 | 1,4 |
| | | Ž | 71 | 0 | 0 | 0 | 0 | 0 | 0 | 0 | 2 | 0 | 1 | 6 | 5 | 8 | 15 | 6 | 13 | 6 | 9 | 6,8 | 0,3 |
| D32.0, D42.0 | Meninge, benigna neoplazma negotovega značaja Benign neoplasm and neoplasm of uncertain behaviour of meninges | M | 49 | 0 | 0 | 1 | 1 | 0 | 1 | 2 | 1 | 2 | 5 | 4 | 2 | 6 | 8 | 6 | 3 | 6 | 1 | 4,8 | 0,3 |
| | | Ž | 108 | 0 | 0 | 0 | 0 | 1 | 1 | 4 | 3 | 5 | 4 | 12 | 9 | 15 | 15 | 10 | 7 | 7 | 15 | 10,4 | 0,6 |
| D33.0- D33.2 | Možgani, benigna neoplazma Benign neoplasm of brain | M | 4 | 1 | 0 | 0 | 0 | 0 | 0 | 0 | 1 | 0 | 0 | 1 | 0 | 1 | 0 | 0 | 0 | 0 | 0 | 0,4 | 0,0 |
| | | Ž | 1 | 0 | 0 | 0 | 0 | 0 | 0 | 0 | 0 | 0 | 0 | 0 | 0 | 0 | 0 | 0 | 0 | 0 | 0 | 0,1 | 0,0 |
| D39.1 | Jajčnik, neoplazma negotovega značaja Ovary, neoplasm of uncertain behavior | M | - | - | - | - | - | - | - | - | - | - | - | - | - | - | - | - | - | - | - | - | - |
| | | Ž | 70 | 0 | 0 | 0 | 0 | 2 | 1 | 7 | 5 | 5 | 9 | 7 | 13 | 6 | 7 | 6 | 1 | 1 | 0 | 6,7 | 0,5 |
| D43.0- D43.2 | Možgani, neopredeljeno Central nervous system (CNS), uncertain or unknown | M | 7 | 0 | 1 | 0 | 1 | 0 | 0 | 0 | 0 | 0 | 1 | 0 | 0 | 1 | 0 | 0 | 1 | 2 | 0 | 0,7 | 0,0 |
| | | Ž | 5 | 0 | 0 | 0 | 0 | 0 | 0 | 0 | 0 | 0 | 0 | 0 | 0 | 3 | 0 | 0 | 0 | 2 | 0 | 0,5 | 0,0 |

Tabela 4a: Incidenca mikroskopsko (histološko in citološko) potrjenih primerov raka po morfološki vrsti, Slovenija 2018.
Table 4a: Incidence of microscopically (histologically and cytologically) confirmed cancer cases by morphological type, Slovenia 2018.

| Histološka vrsta Histologic type | Skupaj All Sites | Primarna lokacija (šifra MKB) Primary site (ICD code) | | | | | | | | | | | | | | | | | | | |
|--------------------------------------------|---------------------|----------------------------------------------------------|-----|-----|-----|-----|-----|-----|-----|-----|-----|-----|-----|-----|-----|-----|-----|-----|-----|-----|-----|
| | | Primary site (ICD code) | | | | | | | | | | | | | | | | | | | |
| | | C00-C80 | C00 | C01 | C02 | C03 | C04 | C05 | C06 | C07 | C08 | C09 | C10 | C11 | C12 | C13 | C14 | C15 | C16 | C17 | C18 |
| Vse vrste / All types | 13961 | 35 | 29 | 31 | 15 | 29 | 17 | 16 | 14 | 1 | 50 | 33 | 10 | 37 | 18 | 0 | 91 | 427 | 56 | 810 | |
| Small cell carcinoma | 245 | 0 | 0 | 0 | 0 | 0 | 0 | 0 | 0 | 0 | 0 | 0 | 0 | 0 | 0 | 0 | 1 | 0 | 0 | 1 | |
| Non-small cell carcinoma | 79 | 0 | 0 | 0 | 0 | 0 | 0 | 0 | 0 | 0 | 0 | 0 | 0 | 0 | 0 | 0 | 0 | 0 | 0 | 0 | |
| Squamous cell carcinoma | 1685 | 35 | 28 | 31 | 15 | 29 | 16 | 16 | 2 | 0 | 50 | 31 | 9 | 35 | 18 | 0 | 64 | 1 | 0 | 0 | |
| Basal cell carcinoma | 2931 | 0 | 0 | 0 | 0 | 0 | 0 | 0 | 0 | 0 | 0 | 0 | 0 | 0 | 0 | 0 | 0 | 0 | 0 | 0 | |
| Transitional cell carcinoma | 374 | 0 | 0 | 0 | 0 | 0 | 0 | 0 | 0 | 0 | 0 | 0 | 0 | 0 | 0 | 0 | 0 | 0 | 0 | 0 | |
| Adenocarcinoma | 7124 | 0 | 1 | 0 | 0 | 0 | 0 | 0 | 6 | 0 | 0 | 1 | 0 | 0 | 0 | 0 | 21 | 384 | 41 | 798 | |
| Other specified carcinomas | 142 | 0 | 0 | 0 | 0 | 0 | 1 | 0 | 4 | 1 | 0 | 0 | 0 | 0 | 0 | 0 | 1 | 2 | 1 | 4 | |
| Carcinoma, unspecified | 171 | 0 | 0 | 0 | 0 | 0 | 0 | 0 | 0 | 0 | 0 | 1 | 1 | 1 | 0 | 0 | 3 | 4 | 0 | 6 | |
| Malignant thymoma | 12 | 0 | 0 | 0 | 0 | 0 | 0 | 0 | 0 | 0 | 0 | 0 | 0 | 0 | 0 | 0 | 0 | 0 | 0 | 0 | |
| Malignant paraganglioma/pheochromocytoma | 10 | 0 | 0 | 0 | 0 | 0 | 0 | 0 | 0 | 0 | 0 | 0 | 0 | 0 | 0 | 0 | 0 | 0 | 0 | 0 | |
| Malignant melanoma | 658 | 0 | 0 | 0 | 0 | 0 | 0 | 0 | 0 | 0 | 0 | 0 | 0 | 0 | 0 | 0 | 0 | 0 | 0 | 0 | |
| Fibrosarcoma | 10 | 0 | 0 | 0 | 0 | 0 | 0 | 0 | 0 | 0 | 0 | 0 | 0 | 0 | 0 | 0 | 0 | 0 | 0 | 0 | |
| Fibrohistiocytic sarcoma | 7 | 0 | 0 | 0 | 0 | 0 | 0 | 0 | 0 | 0 | 0 | 0 | 0 | 0 | 0 | 0 | 0 | 0 | 0 | 0 | |
| Liposarcoma | 24 | 0 | 0 | 0 | 0 | 0 | 0 | 0 | 0 | 0 | 0 | 0 | 0 | 0 | 0 | 0 | 0 | 0 | 0 | 0 | |
| Leiomyosarcoma | 14 | 0 | 0 | 0 | 0 | 0 | 0 | 0 | 0 | 0 | 0 | 0 | 0 | 0 | 0 | 0 | 0 | 0 | 3 | 0 | |
| Rhabdomyosarcoma | 2 | 0 | 0 | 0 | 0 | 0 | 0 | 0 | 0 | 0 | 0 | 0 | 0 | 1 | 0 | 0 | 0 | 0 | 0 | 0 | |
| Synovial sarcoma | 4 | 0 | 0 | 0 | 0 | 0 | 0 | 0 | 0 | 0 | 0 | 0 | 0 | 0 | 0 | 0 | 0 | 0 | 0 | 0 | |
| Angiosarcoma | 8 | 0 | 0 | 0 | 0 | 0 | 0 | 0 | 0 | 0 | 0 | 0 | 0 | 0 | 0 | 0 | 0 | 0 | 0 | 0 | |
| Kaposi sarcoma | 1 | 0 | 0 | 0 | 0 | 0 | 0 | 0 | 0 | 0 | 0 | 0 | 0 | 0 | 0 | 0 | 0 | 0 | 0 | 0 | |
| Osteosarcoma | 10 | 0 | 0 | 0 | 0 | 0 | 0 | 0 | 0 | 0 | 0 | 0 | 0 | 0 | 0 | 0 | 0 | 0 | 0 | 0 | |
| Chondrosarcoma | 8 | 0 | 0 | 0 | 0 | 0 | 0 | 0 | 0 | 0 | 0 | 0 | 0 | 0 | 0 | 0 | 0 | 0 | 0 | 0 | |
| Ewing sarcoma/PNET | 4 | 0 | 0 | 0 | 0 | 0 | 0 | 0 | 0 | 0 | 0 | 0 | 0 | 0 | 0 | 0 | 0 | 0 | 0 | 0 | |
| Other specified sarcomas | 6 | 0 | 0 | 0 | 0 | 0 | 0 | 0 | 0 | 0 | 0 | 0 | 0 | 0 | 0 | 0 | 0 | 0 | 0 | 0 | |
| Sarcoma, unspecified | 26 | 0 | 0 | 0 | 0 | 0 | 0 | 0 | 0 | 0 | 0 | 0 | 0 | 0 | 0 | 0 | 0 | 0 | 0 | 0 | |
| Malignant complex mixed and stromal tumors | 88 | 0 | 0 | 0 | 0 | 0 | 0 | 0 | 2 | 0 | 0 | 0 | 0 | 0 | 0 | 0 | 1 | 36 | 11 | 1 | |
| Malignant fibroepithelial tumors | 2 | 0 | 0 | 0 | 0 | 0 | 0 | 0 | 0 | 0 | 0 | 0 | 0 | 0 | 0 | 0 | 0 | 0 | 0 | 0 | |
| Malignant mesothelioma | 45 | 0 | 0 | 0 | 0 | 0 | 0 | 0 | 0 | 0 | 0 | 0 | 0 | 0 | 0 | 0 | 0 | 0 | 0 | 0 | |
| Malignant gonadal stromal tumors | 4 | 0 | 0 | 0 | 0 | 0 | 0 | 0 | 0 | 0 | 0 | 0 | 0 | 0 | 0 | 0 | 0 | 0 | 0 | 0 | |
| Dysgerminoma and seminoma | 55 | 0 | 0 | 0 | 0 | 0 | 0 | 0 | 0 | 0 | 0 | 0 | 0 | 0 | 0 | 0 | 0 | 0 | 0 | 0 | |
| Other malignant germ cell tumors | 28 | 0 | 0 | 0 | 0 | 0 | 0 | 0 | 0 | 0 | 0 | 0 | 0 | 0 | 0 | 0 | 0 | 0 | 0 | 0 | |
| Malignant trophoblastic tumors | 6 | 0 | 0 | 0 | 0 | 0 | 0 | 0 | 0 | 0 | 0 | 0 | 0 | 0 | 0 | 0 | 0 | 0 | 0 | 0 | |
| Malignant gliomas | 145 | 0 | 0 | 0 | 0 | 0 | 0 | 0 | 0 | 0 | 0 | 0 | 0 | 0 | 0 | 0 | 0 | 0 | 0 | 0 | |
| Malignant neuroepithelial tumors | 6 | 0 | 0 | 0 | 0 | 0 | 0 | 0 | 0 | 0 | 0 | 0 | 0 | 0 | 0 | 0 | 0 | 0 | 0 | 0 | |
| Malignant meningioma | 2 | 0 | 0 | 0 | 0 | 0 | 0 | 0 | 0 | 0 | 0 | 0 | 0 | 0 | 0 | 0 | 0 | 0 | 0 | 0 | |
| Malignant nerve sheath tumors | 4 | 0 | 0 | 0 | 0 | 0 | 0 | 0 | 0 | 0 | 0 | 0 | 0 | 0 | 0 | 0 | 0 | 0 | 0 | 0 | |
| Other specified malignant tumors | 6 | 0 | 0 | 0 | 0 | 0 | 0 | 0 | 0 | 0 | 0 | 0 | 0 | 0 | 0 | 0 | 0 | 0 | 0 | 0 | |
| Malignant tumor, unspecified | 15 | 0 | 0 | 0 | 0 | 0 | 0 | 0 | 0 | 0 | 0 | 0 | 0 | 0 | 0 | 0 | 0 | 0 | 0 | 0 | |

Nadaljevanje —>
Continued —>

Tabela 4a: Nadaljevanje.
Table 4a: Continued.

| Histološka vrsta Histologic type | Skupaj All Sites | Primarna lokacija (šifra MKB) Primary site (ICD code) | | | | | | | | | | | | | | | | | | |
|--------------------------------------------|---------------------|----------------------------------------------------------|-----|-----|-----|-----|-----|-----|-----|-----|-----|-----|-----|------|-----|-----|-----|-----|-----|-----|
| | | Primary site (ICD code) | | | | | | | | | | | | | | | | | | |
| | | C00-C80 | C19 | C20 | C21 | C22 | C23 | C24 | C25 | C26 | C30 | C31 | C32 | C33 | C34 | C37 | C38 | C39 | C40 | C41 |
| Vse vrste / All types | 13961 | 96 | 384 | 27 | 126 | 36 | 80 | 287 | 6 | 13 | 14 | 119 | 2 | 1428 | 14 | 6 | 0 | 11 | 12 | 604 |
| Small cell carcinoma | 245 | 0 | 0 | 0 | 0 | 0 | 2 | 1 | 0 | 0 | 0 | 0 | 1 | 223 | 0 | 0 | 0 | 0 | 0 | 0 |
| Non-small cell carcinoma | 79 | 0 | 0 | 0 | 0 | 0 | 0 | 0 | 0 | 0 | 0 | 0 | 0 | 77 | 0 | 0 | 0 | 0 | 0 | 0 |
| Squamous cell carcinoma | 1685 | 0 | 4 | 21 | 0 | 0 | 0 | 0 | 0 | 7 | 10 | 114 | 0 | 351 | 2 | 0 | 0 | 0 | 0 | 0 |
| Basal cell carcinoma | 2931 | 0 | 0 | 0 | 0 | 0 | 0 | 0 | 0 | 0 | 0 | 0 | 0 | 0 | 0 | 0 | 0 | 0 | 0 | 0 |
| Transitional cell carcinoma | 374 | 0 | 0 | 0 | 0 | 0 | 0 | 0 | 0 | 0 | 0 | 0 | 0 | 0 | 0 | 0 | 0 | 0 | 0 | 0 |
| Adenocarcinoma | 7124 | 96 | 368 | 5 | 121 | 31 | 73 | 256 | 4 | 2 | 1 | 1 | 1 | 712 | 0 | 0 | 0 | 0 | 0 | 0 |
| Other specified carcinomas | 142 | 0 | 3 | 0 | 0 | 2 | 2 | 6 | 1 | 1 | 1 | 0 | 0 | 37 | 0 | 0 | 0 | 0 | 0 | 0 |
| Carcinoma, unspecified | 171 | 0 | 8 | 0 | 0 | 2 | 2 | 22 | 0 | 0 | 0 | 3 | 0 | 20 | 0 | 0 | 0 | 0 | 0 | 0 |
| Malignant thymoma | 12 | 0 | 0 | 0 | 0 | 0 | 0 | 0 | 0 | 0 | 0 | 0 | 0 | 12 | 0 | 0 | 0 | 0 | 0 | 0 |
| Malignant paraganglioma/pheochromocytoma | 10 | 0 | 0 | 0 | 0 | 0 | 0 | 0 | 0 | 0 | 0 | 0 | 0 | 0 | 0 | 0 | 0 | 0 | 0 | 0 |
| Malignant melanoma | 658 | 0 | 1 | 1 | 0 | 0 | 0 | 0 | 0 | 3 | 2 | 0 | 0 | 0 | 0 | 0 | 0 | 0 | 0 | 604 |
| Fibrosarcoma | 10 | 0 | 0 | 0 | 0 | 0 | 0 | 0 | 0 | 0 | 0 | 0 | 0 | 0 | 0 | 0 | 0 | 1 | 0 | 0 |
| Fibrohistiocytic sarcoma | 7 | 0 | 0 | 0 | 0 | 0 | 0 | 0 | 0 | 0 | 0 | 0 | 0 | 0 | 0 | 0 | 0 | 0 | 0 | 0 |
| Liposarcoma | 24 | 0 | 0 | 0 | 0 | 0 | 0 | 0 | 0 | 0 | 0 | 0 | 0 | 0 | 0 | 1 | 0 | 0 | 0 | 0 |
| Leiomyosarcoma | 14 | 0 | 0 | 0 | 0 | 0 | 0 | 0 | 0 | 0 | 0 | 0 | 0 | 0 | 0 | 0 | 0 | 0 | 0 | 0 |
| Rhabdomyosarcoma | 2 | 0 | 0 | 0 | 0 | 0 | 0 | 0 | 0 | 0 | 0 | 0 | 0 | 0 | 0 | 0 | 0 | 0 | 0 | 0 |
| Synovial sarcoma | 4 | 0 | 0 | 0 | 0 | 0 | 0 | 0 | 0 | 0 | 0 | 0 | 0 | 1 | 0 | 1 | 0 | 0 | 0 | 0 |
| Angiosarcoma | 8 | 0 | 0 | 0 | 1 | 0 | 0 | 0 | 0 | 0 | 0 | 0 | 0 | 0 | 0 | 0 | 0 | 0 | 0 | 0 |
| Kaposi sarcoma | 1 | 0 | 0 | 0 | 0 | 0 | 0 | 0 | 0 | 0 | 0 | 0 | 0 | 0 | 0 | 0 | 0 | 0 | 0 | 0 |
| Osteosarcoma | 10 | 0 | 0 | 0 | 0 | 0 | 0 | 0 | 0 | 0 | 0 | 0 | 0 | 0 | 0 | 0 | 0 | 5 | 3 | 0 |
| Chondrosarcoma | 8 | 0 | 0 | 0 | 0 | 0 | 0 | 0 | 0 | 0 | 0 | 0 | 0 | 0 | 0 | 0 | 0 | 5 | 1 | 0 |
| Ewing sarcoma/PNET | 4 | 0 | 0 | 0 | 0 | 0 | 0 | 0 | 0 | 0 | 0 | 0 | 0 | 0 | 0 | 0 | 0 | 0 | 3 | 0 |
| Other specified sarcomas | 6 | 0 | 0 | 0 | 2 | 0 | 0 | 0 | 0 | 0 | 0 | 0 | 0 | 0 | 0 | 0 | 0 | 0 | 0 | 0 |
| Sarcoma, unspecified | 26 | 0 | 0 | 0 | 0 | 0 | 0 | 0 | 0 | 0 | 0 | 1 | 0 | 1 | 0 | 1 | 0 | 0 | 0 | 0 |
| Malignant complex mixed and stromal tumors | 88 | 0 | 0 | 0 | 2 | 0 | 0 | 0 | 1 | 0 | 0 | 0 | 0 | 1 | 0 | 0 | 0 | 0 | 0 | 0 |
| Malignant fibroepithelial tumors | 2 | 0 | 0 | 0 | 0 | 0 | 0 | 0 | 0 | 0 | 0 | 0 | 0 | 0 | 0 | 0 | 0 | 0 | 0 | 0 |
| Malignant mesothelioma | 45 | 0 | 0 | 0 | 0 | 0 | 0 | 0 | 0 | 0 | 0 | 0 | 0 | 0 | 0 | 0 | 0 | 0 | 0 | 0 |
| Malignant gonadal stromal tumors | 4 | 0 | 0 | 0 | 0 | 0 | 0 | 0 | 0 | 0 | 0 | 0 | 0 | 0 | 0 | 0 | 0 | 0 | 0 | 0 |
| Dysgerminoma and seminoma | 55 | 0 | 0 | 0 | 0 | 0 | 0 | 0 | 0 | 0 | 0 | 0 | 0 | 0 | 0 | 0 | 0 | 0 | 0 | 0 |
| Other malignant germ cell tumors | 28 | 0 | 0 | 0 | 0 | 0 | 0 | 0 | 0 | 0 | 0 | 0 | 0 | 0 | 0 | 1 | 0 | 0 | 0 | 0 |
| Malignant trophoblastic tumors | 6 | 0 | 0 | 0 | 0 | 0 | 0 | 0 | 0 | 0 | 0 | 0 | 0 | 0 | 0 | 0 | 0 | 0 | 0 | 0 |
| Malignant gliomas | 145 | 0 | 0 | 0 | 0 | 0 | 0 | 0 | 0 | 0 | 0 | 0 | 0 | 0 | 0 | 0 | 0 | 0 | 0 | 0 |
| Malignant neuroepithelial tumors | 6 | 0 | 0 | 0 | 0 | 0 | 0 | 0 | 0 | 0 | 0 | 0 | 0 | 0 | 0 | 2 | 0 | 0 | 0 | 0 |
| Malignant meningioma | 2 | 0 | 0 | 0 | 0 | 0 | 0 | 0 | 0 | 0 | 0 | 0 | 0 | 0 | 0 | 0 | 0 | 0 | 0 | 0 |
| Malignant nerve sheath tumors | 4 | 0 | 0 | 0 | 0 | 0 | 0 | 0 | 0 | 0 | 0 | 0 | 0 | 0 | 0 | 0 | 0 | 0 | 0 | 0 |
| Other specified malignant tumors | 6 | 0 | 0 | 0 | 0 | 0 | 0 | 0 | 0 | 0 | 0 | 0 | 0 | 0 | 0 | 0 | 0 | 0 | 5 | 0 |
| Malignant tumor, unspecified | 15 | 0 | 0 | 0 | 0 | 1 | 1 | 2 | 0 | 0 | 0 | 0 | 0 | 5 | 0 | 0 | 0 | 0 | 0 | 0 |

Nadaljevanje —>
Continued —>

Tabela 4a: Nadaljevanje.
Table 4a: Continued.

| Histološka vrsta Histologic type | Skupaj All Sites | Primarna lokacija (šifra MKB) Primary site (ICD code) | | | | | | | | | | | | | | | | | | | |
|--------------------------------------------|---------------------|----------------------------------------------------------|-----|-----|-----|-----|-----|------|-----|-----|-----|-----|-----|-----|-----|-----|-----|------|-----|-----|--|
| | | Primary site (ICD code) | | | | | | | | | | | | | | | | | | | |
| | | C00–C80 | C44 | C45 | C46 | C47 | C48 | C49 | C50 | C51 | C52 | C53 | C54 | C55 | C56 | C57 | C58 | C60 | C61 | C62 | |
| Vse vrste / All types | 13961 | 3588 | 45 | 1 | 4 | 15 | 58 | 1509 | 60 | 10 | 107 | 349 | 5 | 136 | 37 | 0 | 16 | 1636 | 86 | | |
| Small cell carcinoma | 245 | 0 | 0 | 0 | 0 | 0 | 0 | 0 | 0 | 0 | 1 | 1 | 0 | 0 | 0 | 0 | 0 | 4 | 0 | | |
| Non-small cell carcinoma | 79 | 0 | 0 | 0 | 0 | 0 | 0 | 0 | 0 | 0 | 0 | 0 | 0 | 0 | 0 | 0 | 0 | 0 | 0 | | |
| Squamous cell carcinoma | 1685 | 612 | 0 | 0 | 0 | 0 | 0 | 0 | 53 | 5 | 81 | 0 | 0 | 0 | 0 | 0 | 14 | 0 | 0 | | |
| Basal cell carcinoma | 2931 | 2928 | 0 | 0 | 0 | 0 | 0 | 0 | 3 | 0 | 0 | 0 | 0 | 0 | 0 | 0 | 0 | 0 | 0 | | |
| Transitional cell carcinoma | 374 | 0 | 0 | 0 | 0 | 0 | 0 | 0 | 0 | 0 | 0 | 0 | 0 | 0 | 0 | 0 | 0 | 5 | 0 | | |
| Adenocarcinoma | 7124 | 26 | 0 | 0 | 0 | 8 | 0 | 1465 | 0 | 1 | 19 | 280 | 0 | 119 | 36 | 0 | 0 | 1624 | 0 | | |
| Other specified carcinomas | 142 | 2 | 0 | 0 | 0 | 0 | 0 | 10 | 0 | 0 | 2 | 49 | 0 | 1 | 0 | 0 | 0 | 2 | 0 | | |
| Carcinoma, unspecified | 171 | 5 | 0 | 0 | 0 | 0 | 0 | 31 | 0 | 1 | 1 | 0 | 0 | 8 | 0 | 0 | 0 | 1 | 0 | | |
| Malignant thymoma | 12 | 0 | 0 | 0 | 0 | 0 | 0 | 0 | 0 | 0 | 0 | 0 | 0 | 0 | 0 | 0 | 0 | 0 | 0 | | |
| Malignant paraganglioma/pheochromocytoma | 10 | 0 | 0 | 0 | 0 | 0 | 0 | 0 | 0 | 0 | 0 | 0 | 0 | 0 | 0 | 0 | 0 | 0 | 0 | | |
| Malignant melanoma | 658 | 0 | 0 | 0 | 0 | 0 | 0 | 0 | 3 | 3 | 0 | 0 | 0 | 0 | 0 | 0 | 2 | 0 | 0 | | |
| Fibrosarcoma | 10 | 0 | 0 | 0 | 0 | 7 | 0 | 0 | 0 | 0 | 0 | 0 | 0 | 0 | 0 | 0 | 0 | 0 | 0 | | |
| Fibrohistiocytic sarcoma | 7 | 7 | 0 | 0 | 0 | 0 | 0 | 0 | 0 | 0 | 0 | 0 | 0 | 0 | 0 | 0 | 0 | 0 | 0 | | |
| Liposarcoma | 24 | 0 | 0 | 0 | 0 | 3 | 16 | 0 | 0 | 0 | 0 | 0 | 0 | 0 | 0 | 0 | 0 | 0 | 0 | | |
| Leiomyosarcoma | 14 | 2 | 0 | 0 | 0 | 1 | 3 | 0 | 1 | 0 | 0 | 0 | 1 | 0 | 0 | 0 | 0 | 0 | 0 | | |
| Rhabdomyosarcoma | 2 | 0 | 0 | 0 | 0 | 0 | 0 | 0 | 0 | 0 | 0 | 0 | 1 | 0 | 0 | 0 | 0 | 0 | 0 | | |
| Synovial sarcoma | 4 | 0 | 0 | 0 | 0 | 0 | 2 | 0 | 0 | 0 | 0 | 0 | 0 | 0 | 0 | 0 | 0 | 0 | 0 | | |
| Angiosarcoma | 8 | 1 | 0 | 0 | 0 | 2 | 1 | 0 | 0 | 0 | 0 | 0 | 0 | 0 | 0 | 0 | 0 | 0 | 0 | | |
| Kaposi sarcoma | 1 | 0 | 0 | 1 | 0 | 0 | 0 | 0 | 0 | 0 | 0 | 0 | 0 | 0 | 0 | 0 | 0 | 0 | 0 | | |
| Osteosarcoma | 10 | 0 | 0 | 0 | 0 | 2 | 0 | 0 | 0 | 0 | 0 | 0 | 0 | 0 | 0 | 0 | 0 | 0 | 0 | | |
| Chondrosarcoma | 8 | 0 | 0 | 0 | 0 | 2 | 0 | 0 | 0 | 0 | 0 | 0 | 0 | 0 | 0 | 0 | 0 | 0 | 0 | | |
| Ewing sarcoma/PNET | 4 | 0 | 0 | 0 | 0 | 1 | 0 | 0 | 0 | 0 | 0 | 0 | 0 | 0 | 0 | 0 | 0 | 0 | 0 | | |
| Other specified sarcomas | 6 | 0 | 0 | 0 | 0 | 3 | 0 | 0 | 0 | 1 | 0 | 0 | 0 | 0 | 0 | 0 | 0 | 0 | 0 | | |
| Sarcoma, unspecified | 26 | 4 | 0 | 0 | 0 | 17 | 0 | 0 | 0 | 0 | 0 | 1 | 0 | 0 | 0 | 0 | 0 | 0 | 0 | | |
| Malignant complex mixed and stromal tumors | 88 | 0 | 0 | 0 | 0 | 0 | 0 | 0 | 0 | 2 | 19 | 2 | 5 | 1 | 0 | 0 | 0 | 0 | 0 | | |
| Malignant fibroepithelial tumors | 2 | 0 | 0 | 0 | 0 | 0 | 2 | 0 | 0 | 0 | 0 | 0 | 0 | 0 | 0 | 0 | 0 | 0 | 0 | | |
| Malignant mesothelioma | 45 | 0 | 45 | 0 | 0 | 0 | 0 | 0 | 0 | 0 | 0 | 0 | 0 | 0 | 0 | 0 | 0 | 0 | 0 | | |
| Malignant gonadal stromal tumors | 4 | 0 | 0 | 0 | 0 | 0 | 0 | 0 | 0 | 0 | 0 | 0 | 1 | 0 | 0 | 0 | 0 | 0 | 3 | | |
| Dysgerminoma and seminoma | 55 | 0 | 0 | 0 | 0 | 0 | 0 | 0 | 0 | 0 | 0 | 0 | 0 | 0 | 0 | 0 | 0 | 0 | 54 | | |
| Other malignant germ cell tumors | 28 | 0 | 0 | 0 | 0 | 1 | 1 | 0 | 0 | 0 | 0 | 0 | 2 | 0 | 0 | 0 | 0 | 0 | 23 | | |
| Malignant trophoblastic tumors | 6 | 0 | 0 | 0 | 0 | 0 | 0 | 0 | 0 | 0 | 0 | 0 | 0 | 0 | 0 | 0 | 0 | 0 | 6 | | |
| Malignant gliomas | 145 | 0 | 0 | 0 | 0 | 0 | 0 | 0 | 0 | 0 | 0 | 0 | 0 | 0 | 0 | 0 | 0 | 0 | 0 | | |
| Malignant neuroepithelial tumors | 6 | 0 | 0 | 0 | 0 | 2 | 0 | 0 | 0 | 0 | 0 | 0 | 0 | 0 | 0 | 0 | 0 | 0 | 0 | | |
| Malignant meningioma | 2 | 0 | 0 | 0 | 0 | 0 | 0 | 0 | 0 | 0 | 0 | 0 | 0 | 0 | 0 | 0 | 0 | 0 | 0 | | |
| Malignant nerve sheath tumors | 4 | 0 | 0 | 0 | 4 | 0 | 0 | 0 | 0 | 0 | 0 | 0 | 0 | 0 | 0 | 0 | 0 | 0 | 0 | | |
| Other specified malignant tumors | 6 | 0 | 0 | 0 | 0 | 0 | 0 | 0 | 0 | 0 | 0 | 0 | 0 | 0 | 0 | 0 | 0 | 0 | 0 | | |
| Malignant tumor, unspecified | 15 | 1 | 0 | 0 | 0 | 2 | 0 | 0 | 0 | 0 | 0 | 0 | 0 | 0 | 0 | 0 | 0 | 0 | 0 | | |

Nadaljevanje —>
Continued —>

Tabela 4a: Nadaljevanje.
Table 4a: Continued.

| Histološka vrsta Histologic type | Skupaj All Sites | Primarna lokacija (šifra MKB) Primary site (ICD code) | | | | | | | | | | | | | | | | | |
|--------------------------------------------|---------------------|----------------------------------------------------------|-----|-----|-----|-----|-----|-----|-----|-----|-----|-----|-----|-----|-----|-----|-----|-----|-----|
| | | Primary site (ICD code) | | | | | | | | | | | | | | | | | |
| | | C00-C80 | C63 | C64 | C65 | C66 | C67 | C68 | C69 | C70 | C71 | C72 | C73 | C74 | C75 | C76 | C77 | C78 | C79 |
| Vse vrste / All types | 13961 | 4 | 361 | 43 | 14 | 330 | 3 | 33 | 5 | 144 | 3 | 194 | 14 | 2 | 9 | 30 | 36 | 16 | 74 |
| Small cell carcinoma | 245 | 0 | 0 | 0 | 0 | 2 | 0 | 0 | 0 | 0 | 0 | 0 | 0 | 0 | 0 | 3 | 1 | 1 | 3 |
| Non-small cell carcinoma | 79 | 0 | 0 | 0 | 0 | 0 | 0 | 0 | 0 | 0 | 0 | 0 | 0 | 0 | 0 | 0 | 1 | 0 | 1 |
| Squamous cell carcinoma | 1685 | 0 | 0 | 2 | 0 | 3 | 0 | 4 | 0 | 0 | 0 | 1 | 0 | 0 | 0 | 15 | 0 | 2 | 4 |
| Basal cell carcinoma | 2931 | 0 | 0 | 0 | 0 | 0 | 0 | 0 | 0 | 0 | 0 | 0 | 0 | 0 | 0 | 0 | 0 | 0 | 0 |
| Transitional cell carcinoma | 374 | 0 | 0 | 40 | 13 | 312 | 3 | 0 | 0 | 0 | 0 | 0 | 0 | 0 | 0 | 0 | 0 | 1 | 0 |
| Adenocarcinoma | 7124 | 0 | 350 | 0 | 0 | 2 | 0 | 0 | 0 | 0 | 0 | 189 | 3 | 1 | 6 | 4 | 20 | 8 | 40 |
| Other specified carcinomas | 142 | 0 | 0 | 0 | 0 | 0 | 0 | 0 | 0 | 0 | 0 | 4 | 0 | 0 | 0 | 0 | 1 | 1 | 3 |
| Carcinoma, unspecified | 171 | 0 | 7 | 1 | 1 | 9 | 0 | 0 | 0 | 0 | 0 | 0 | 0 | 0 | 0 | 4 | 13 | 2 | 14 |
| Malignant thymoma | 12 | 0 | 0 | 0 | 0 | 0 | 0 | 0 | 0 | 0 | 0 | 0 | 0 | 0 | 0 | 0 | 0 | 0 | 0 |
| Malignant paraganglioma/pheochromocytoma | 10 | 0 | 0 | 0 | 0 | 0 | 0 | 0 | 0 | 0 | 0 | 0 | 10 | 0 | 0 | 0 | 0 | 0 | 0 |
| Malignant melanoma | 658 | 0 | 0 | 0 | 0 | 0 | 0 | 29 | 1 | 0 | 0 | 0 | 0 | 0 | 0 | 2 | 0 | 1 | 6 |
| Fibrosarcoma | 10 | 0 | 0 | 0 | 0 | 0 | 0 | 0 | 2 | 0 | 0 | 0 | 0 | 0 | 0 | 0 | 0 | 0 | 0 |
| Fibrohistiocytic sarcoma | 7 | 0 | 0 | 0 | 0 | 0 | 0 | 0 | 0 | 0 | 0 | 0 | 0 | 0 | 0 | 0 | 0 | 0 | 0 |
| Liposarcoma | 24 | 4 | 0 | 0 | 0 | 0 | 0 | 0 | 0 | 0 | 0 | 0 | 0 | 0 | 0 | 0 | 0 | 0 | 0 |
| Leiomyosarcoma | 14 | 0 | 0 | 0 | 0 | 0 | 0 | 0 | 0 | 0 | 0 | 0 | 0 | 0 | 2 | 0 | 0 | 0 | 1 |
| Rhabdomyosarcoma | 2 | 0 | 0 | 0 | 0 | 0 | 0 | 0 | 0 | 0 | 0 | 0 | 0 | 0 | 0 | 0 | 0 | 0 | 0 |
| Synovial sarcoma | 4 | 0 | 0 | 0 | 0 | 0 | 0 | 0 | 0 | 0 | 0 | 0 | 0 | 0 | 0 | 0 | 0 | 0 | 0 |
| Angiosarcoma | 8 | 0 | 1 | 0 | 0 | 1 | 0 | 0 | 0 | 0 | 0 | 0 | 0 | 0 | 0 | 0 | 0 | 0 | 1 |
| Kaposi sarcoma | 1 | 0 | 0 | 0 | 0 | 0 | 0 | 0 | 0 | 0 | 0 | 0 | 0 | 0 | 0 | 0 | 0 | 0 | 0 |
| Osteosarcoma | 10 | 0 | 0 | 0 | 0 | 0 | 0 | 0 | 0 | 0 | 0 | 0 | 0 | 0 | 0 | 0 | 0 | 0 | 0 |
| Chondrosarcoma | 8 | 0 | 0 | 0 | 0 | 0 | 0 | 0 | 0 | 0 | 0 | 0 | 0 | 0 | 0 | 0 | 0 | 0 | 0 |
| Ewing sarcoma/PNET | 4 | 0 | 0 | 0 | 0 | 0 | 0 | 0 | 0 | 0 | 0 | 0 | 0 | 0 | 0 | 0 | 0 | 0 | 0 |
| Other specified sarcomas | 6 | 0 | 0 | 0 | 0 | 0 | 0 | 0 | 0 | 0 | 0 | 0 | 0 | 0 | 0 | 0 | 0 | 0 | 0 |
| Sarcoma, unspecified | 26 | 0 | 0 | 0 | 0 | 1 | 0 | 0 | 0 | 0 | 0 | 0 | 0 | 0 | 0 | 0 | 0 | 0 | 0 |
| Malignant complex mixed and stromal tumors | 88 | 0 | 3 | 0 | 0 | 0 | 0 | 0 | 0 | 0 | 0 | 0 | 0 | 0 | 1 | 0 | 0 | 0 | 0 |
| Malignant fibroepithelial tumors | 2 | 0 | 0 | 0 | 0 | 0 | 0 | 0 | 0 | 0 | 0 | 0 | 0 | 0 | 0 | 0 | 0 | 0 | 0 |
| Malignant mesothelioma | 45 | 0 | 0 | 0 | 0 | 0 | 0 | 0 | 0 | 0 | 0 | 0 | 0 | 0 | 0 | 0 | 0 | 0 | 0 |
| Malignant gonadal stromal tumors | 4 | 0 | 0 | 0 | 0 | 0 | 0 | 0 | 0 | 0 | 0 | 0 | 0 | 0 | 0 | 0 | 0 | 0 | 0 |
| Dysgerminoma and seminoma | 55 | 0 | 0 | 0 | 0 | 0 | 0 | 0 | 0 | 1 | 0 | 0 | 0 | 0 | 0 | 0 | 0 | 0 | 0 |
| Other malignant germ cell tumors | 28 | 0 | 0 | 0 | 0 | 0 | 0 | 0 | 0 | 0 | 0 | 0 | 0 | 0 | 0 | 0 | 0 | 0 | 0 |
| Malignant trophoblastic tumors | 6 | 0 | 0 | 0 | 0 | 0 | 0 | 0 | 0 | 0 | 0 | 0 | 0 | 0 | 0 | 0 | 0 | 0 | 0 |
| Malignant gliomas | 145 | 0 | 0 | 0 | 0 | 0 | 0 | 0 | 0 | 142 | 3 | 0 | 0 | 0 | 0 | 0 | 0 | 0 | 0 |
| Malignant neuroepithelial tumors | 6 | 0 | 0 | 0 | 0 | 0 | 0 | 0 | 0 | 1 | 0 | 0 | 1 | 0 | 0 | 0 | 0 | 0 | 0 |
| Malignant meningioma | 2 | 0 | 0 | 0 | 0 | 0 | 0 | 0 | 2 | 0 | 0 | 0 | 0 | 0 | 0 | 0 | 0 | 0 | 0 |
| Malignant nerve sheath tumors | 4 | 0 | 0 | 0 | 0 | 0 | 0 | 0 | 0 | 0 | 0 | 0 | 0 | 0 | 0 | 0 | 0 | 0 | 0 |
| Other specified malignant tumors | 6 | 0 | 0 | 0 | 0 | 0 | 0 | 0 | 0 | 0 | 0 | 0 | 1 | 0 | 0 | 0 | 0 | 0 | 0 |
| Malignant tumor, unspecified | 15 | 0 | 0 | 0 | 0 | 0 | 0 | 0 | 0 | 0 | 0 | 0 | 0 | 0 | 2 | 0 | 0 | 0 | 1 |

Tabela 4b:

Incidenca malignih neoplazem limfatičnega tkiva v skladu s klasifikacijo Svetovne zdravstvene organizacije iz leta 2008, Slovenija 2018.

Table 4b:

Incidence of malignant neoplasms of lymphoid tissue according to 2008 version of Classification of Tumours of Haematopoietic and Lymphoid Tissues (published by World Health Organization), Slovenia 2018.

| Šifra ICD-0-3 ICD-0-3 code | Histološka vrsta Histology type | Število Number |
|--------------------------------------------------------------------------|---------------------------------------------------------------------------------------------------------------------------------------------------------------------------------------------------------------------------------------------------------------------------------------------------------------------------------------------------------------------------------------------------------------------------------------------------------------------------------------------------------------------------------------------------------------------------------------------------------------|-------------------|
| Vse vrste All types | Moški in ženske / Males and females | 787 |
| | Moški / Males | 437 |
| | Ženske / Females | 350 |
| 9727, 9728, 9835, 9836, 9811-9818 | Neoplazme nezrelih celic B Precursor lymphoid neoplasms B | 12 |
| 9727, 9835, 9811 | Limfoblastni limfom B / levkemija B, BDO B lymphoblastic lymphoma / leukaemia, NOS | 10 |
| 9812, 9814 | Limfoblastni limfom B / levkemija B z rekurentnimi citogenetskimi anomalijami B lymphoblastic lymphoma / leukaemia with recurrent genetic abnormalities | 2 |
| 9729, 9837 | Neoplazme nezrelih celic T Precursor lymphoid neoplasms T | 7 |
| 9837 | Limfoblastni limfom T / levkemija T T Lymphoblastic lymphoma / leukaemia | 7 |
| 9591-9597, 9670-9699, 9712, 9731-9738, 9760-9764, 9823, 9826, 9833, 9940 | Periferni B-celični limfom / neoplazme zrelih celic B Mature B-cell neoplasms | 667 |
| 9670, 9823 | Kronična limfatična levkemija B / drobnocelični limfocitni limfom Chronic lymphocytic leukaemia / small lymphocytic lymphoma | 152 |
| 9689 | Splenični limfom robne cone Splenic marginal zone lymphoma | 10 |
| 9591 | Ne-Hodgkinovi limfomi, BDO; primarni vranični limfom / levkemija, nerazvrščeni; difuzni drobnocelični limfom B rdeče pulpe; posebna oblika dlakastocelične levkemije Non-Hodgkin lymphoma, NOS; splenic B-cell lymphoma / leukaemia, unclassifiable; splenic diffuse red pulp small B-cell lymphoma; hairy cell leukaemia-variant | 13 |
| 9940 | Dlakastocelična levkemija Hairy cell leukaemia | 4 |
| 9671 | Limfoplazmatični limfom Lymphoplasmacytic lymphoma | 4 |
| 9761 | Waldenströmova makroglobulinemija Waldenström macroglobulinemia | 6 |
| 9762 | Bolezen težkih verig, BDO Heavy chain disease, NOS | 1 |
| 9732, 9733 | Multipli mielom Plasma cell myeloma | 135 |
| 9731, 9734 | Solitarni kostni in zunajkostni plazmatom Solitary plasmacytoma of bone and extraosseous | 7 |
| 9699, nodalni | B-celični limfom robne cone, nodalni Marginal zone B-cell lymphoma, nodal | 37 |
| 9699, ektranodalni | B-celični limfom robne cone, ektranodalni Marginal zone B-cell lymphoma, extranodal | 26 |
| 9690 | Folikularni limfom, BDO Follicular lymphoma, NOS | 4 |
| 9691, 9695 | Folikularni limfom, gradus 1 in 2 Follicular lymphoma, grade 1 and 2 | 44 |
| 9698 | Folikularni limfom, gradus 3 Follicular lymphoma, grade 3 | 17 |
| 9597 | Primarni kožni limfom folikularnih centrov Primary cutaneous follicle centre lymphoma | 1 |
| 9673 | Limfom plaščnih celic Mantle cell lymphoma | 26 |
| 9680, 9684 | Difuzni velikocelični limfom B (DLBCL), BDO; primarni DLBCL CŽS; primarni kožni DLBCL, nožni tip; EBV-pozitivni DLBCL starejših; DLBCL povezan s kroničnim vnetjem; nerazvrščeni B-celični limfom, mejni pri mer med difuznim velikoceličnim limfomom B in Burkittovim limfomom Malignant lymphoma, large B-cell, diffuse (DLBCL), NOS; primary DLBCL of the CNS; primary cutaneous DLBCL, leg type; EBV positive DLBCL of the elderly; DLBCL associated with chronic inflammation; B-cell lymphoma, unclassifiable, with features intermediate between diffuse large B-cell lymphoma and Burkitt lymphoma | 171 |

| Šifra ICD-0-3 ICD-0-3 code | Histološka vrsta Histology type | Število Number |
|-----------------------------------|---------------------------------------------------------------------------------------------------------------------------|-------------------|
| 9687 | Burkittov limfom / levkemija Burkitt lymphoma / leukaemia | 6 |
| 9679 | Primarni mediastinalni (timični) velikocelični limfom B Primary mediastinal (thymic) large B-cell lymphoma | 3 |
| | Neoplazme zrelih celic T/NK Mature T- and NK-cell neoplasms | 43 |
| 9827, 9831, 9834, 9948 | Levkemične neoplazme zrelih celic T/NK Leukaemic mature T- and NK-cell neoplasms | 4 |
| 9831 | Levkemija velikih granuliranih limfocitov T T-cell large granular lymphocytic leukemia | 1 |
| 9948 | Agresivna NK celična levkemija Aggressive NK cell leukaemia | 1 |
| 9827 | Limfom T odraslih / levkemija T odraslih Adult T-cell lymphoma / leukaemia | 2 |
| 9700, 9701, 9708, 9709, 9716-9719 | Neoplazme zrelih (ekstranodalnih) celic T/NK Mature (extranodal) T- and NK-cell neoplasms | 12 |
| 9717 | Limfom T z enteropatijo Enteropathy-associated T-cell lymphoma | 3 |
| 9700 | Fungoidna mikoza Mycosis fungoides | 6 |
| 9701 | Sézaryjev sindrom Sézary syndrome | 1 |
| 9718 | Primarne kožne CD30+ T-celične limfoproliferativne bolezni Primary cutaneous CD30+ T-cell lymphoproliferative disorder | 1 |
| 9709 | Primarni kožni periferni limfomi T, redki tipi Primary cutaneous T-cell lymphoma, rare types | 1 |
| 9702, 9705, 9714 | Zrele (nodalne) neoplazme celic T/NK Mature (nodal) T- and NK-cell neoplasms | 27 |
| 9702 | Periferni limfom T (BDO- in ALK-negativen ALCL) Peripheral T-cell lymphoma (NOS and ALK negative ALCL) | 14 |
| 9705 | Angioimunoblastni limfom T Angioimmunoblastic T-cell lymphoma | 12 |
| 9714 | Anaplastični velikocelični limfom, ALK-pozitivni Anaplastic large cell lymphoma, ALK positive | 1 |
| 9650-9667 | Hodgkinov limfom (HL) Hodgkin lymphoma (HL) | 51 |
| 9659 | HL z nodularno limfocitno predomnanco Nodular lymphocyte predominant HL | 4 |
| 9650 | Klasični HL Classical HL | 2 |
| 9663, 9664, 9667 | Klasični HL, tip nodularne skleroze Nodular sclerosis classical HL | 28 |
| 9651 | Z limfociti bogat klasični HL Lymphocyte-rich classical HL | 4 |
| 9652 | Mešanocelični tip klasičnega HL Mixed cellularity classical HL | 13 |
| 9590, 9832 | Neopredeljeni limfomi / levkemije Unspecified lymphoma / leukemia | 3 |
| 9590 | Maligni limfom, BDO Malignant lymphoma, NOS | 3 |
| 9750-9759 | Neoplazme histiocitov in dendritičnih celic Histiocytic and dendritic cell neoplasms | 4 |
| 9751 | Histiocitoza Langerhansovih celic, NOS Langerhans cell histiocytosis, NOS | 3 |
| 9755 | Histiocitni sarkom Histiocytic sarcoma | 1 |

Tabela 4c: Incidenca ne-Hodgkinovih limfomov (NHL) po lokaciji, Slovenija 2018.
Table 4c: Incidence of non-Hodgkin's lymphomas (NHL) by cancer site, Slovenia 2018.

| Šifra MKB-8 ICD-8 code | Primarna lokacija Primary site | Vse starosti All ages |
|---------------------------|---------------------------------------------------------------|--------------------------|
| | Vsi NHL All NHL | 424 |
| 143 | Dlesni Gum | 1 |
| 144 | Ustno dno Floor of mouth | 1 |
| 146 | Orofarinks Oropharynx | 1 |
| 147 | Epifarinks Epipharynx | 2 |
| 148 | Hipofarinks Hypopharynx | 1 |
| 151 | Želodec Stomach | 25 |
| 152 | Tanko črevo Small intestine | 9 |
| 153 | Debelo črevo Colon | 1 |
| 157 | Trebušna slinavka Pancreas | 1 |
| 160 | Nos, obnosne votline, drugo Nose, paranasal sinuses, other | 4 |
| 162 | Sapnik, sapnica, pljuča Trachea, bronchus, lung | 6 |
| 170 | Kosti Bone | 3 |
| 173 | Koža, drugi malignomi Skin, other malignancies | 12 |
| 174 | Dojka Breast | 4 |
| 186 | Modo Testis | 1 |
| 189 | Ledvica, sečevod, drugo Kidney, ureter, etc. | 1 |
| 190 | Oko Eye | 13 |
| 191 | Možgani Brain | 11 |
| 193 | Ščitnica Thyroid gland | 1 |
| 202 | Bezgavke Lymph nodes | 326 |

BDO - brez drugih oznak / NOS - not otherwise specified

EBV - Epstein-Barr virus

CŽS - centralni živčni sistem / CNS - central nervous system

NK - natural killer cells

ALCL - anaplastični velikocelični limfom / anaplastic large cell lymphoma

Tabela 5: Incidenca raka po stadiju, Slovenija 2018.
Table 5: Cancer incidence by stage, Slovenia 2018.

| Šifra MKB ICD code | Primarna lokacija Primary site | Število novih primerov Number of new cases | Stadij / Stage | | | | | | | |
|-----------------------|-----------------------------------------------------------------------------------------------------------------------------------------------|-----------------------------------------------|---------------------|-------|-----------------------|------|---------------------|------|-----------------------|------|
| | | | Omejen Localized | | Razširjen Regional | | Razsejan Distant | | Neznano Unknown ** | |
| | | | Število Number | %* | Število Number | %* | Število Number | %* | Število Number | %* |
| C00-C80 | Moški in ženske / Males and females | 14754 | 8340 | 56,5 | 3650 | 24,7 | 2526 | 17,1 | 238 | 1,6 |
| | Vse lokacije / All sites | 7893 | 4324 | 54,8 | 2012 | 25,5 | 1402 | 17,8 | 155 | 2,0 |
| | Moški / Males | 6861 | 4016 | 58,5 | 1638 | 23,9 | 1124 | 16,4 | 83 | 1,2 |
| | Ženske / Females | | | | | | | | | |
| C00 | Ustnica / Lip | 35 | 35 | 100,0 | 0 | 0,0 | 0 | 0,0 | 0 | 0,0 |
| C01 | Baza jezika / Base of tongue | 30 | 9 | 30,0 | 20 | 66,7 | 1 | 3,3 | 0 | 0,0 |
| C02 | Jezik, drugi deli / Tongue, other & unspecified parts | 31 | 10 | 32,3 | 21 | 67,7 | 0 | 0,0 | 0 | 0,0 |
| C03 | Dlesen / Gum | 15 | 5 | 33,3 | 10 | 66,7 | 0 | 0,0 | 0 | 0,0 |
| C04 | Ustno dno / Floor of mouth | 30 | 8 | 26,7 | 21 | 70,0 | 0 | 0,0 | 1 | 3,3 |
| C05 | Nebo / Palate | 17 | 10 | 58,8 | 7 | 41,2 | 0 | 0,0 | 0 | 0,0 |
| C06 | Usta, drugi deli / Mouth, other & unspecified parts | 16 | 5 | 31,3 | 11 | 68,8 | 0 | 0,0 | 0 | 0,0 |
| C07 | Parotidna žleza / Parotid gland | 14 | 7 | - | 5 | - | 2 | - | 0 | - |
| C08 | Druge in neopredeljene velike žleze slinavke Other & unspecified major salivary glands | 1 | 0 | - | 1 | - | 0 | - | 0 | - |
| C09 | Tonzila / Tonsil | 50 | 4 | 8,0 | 45 | 90,0 | 1 | 2,0 | 0 | 0,0 |
| C10 | Orofaring / Oropharynx | 35 | 4 | 11,4 | 30 | 85,7 | 1 | 2,9 | 0 | 0,0 |
| C11 | Nazofaring / Nasopharynx | 10 | 0 | - | 9 | - | 1 | - | 0 | - |
| C12 | Piriformni sinus / Pyriform sinus | 37 | 7 | 18,9 | 29 | 78,4 | 1 | 2,7 | 0 | 0,0 |
| C13 | Hipofaring / Hypopharynx | 18 | 1 | 5,6 | 14 | 77,8 | 3 | 16,7 | 0 | 0,0 |
| C14 | Druge in slabo opredeljena mesta na ustnici, v ustni votlini in farinksu Other and ill-defined sites in the lip, oral cavity and pharynx | 0 | 0 | - | 0 | - | 0 | - | 0 | - |
| C15 | Požiralnik / Oesophagus | 103 | 15 | 14,6 | 48 | 46,6 | 24 | 23,3 | 16 | 15,5 |
| C16 | Želodec / Stomach | 438 | 85 | 19,4 | 174 | 39,7 | 161 | 36,8 | 18 | 4,1 |
| C17 | Tanko črevo / Small intestine | 57 | 18 | 31,6 | 19 | 33,3 | 18 | 31,6 | 2 | 3,5 |
| C18 | Debelo črevo / Colon | 850 | 171 | 20,1 | 485 | 57,1 | 179 | 21,1 | 15 | 1,8 |
| C19 | Rektosigmoidna zveza / Rectosigmoid junction | 100 | 19 | 19,0 | 49 | 49,0 | 28 | 28,0 | 4 | 4,0 |
| C20 | Rektum / Rectum | 399 | 86 | 21,6 | 226 | 56,6 | 77 | 19,3 | 10 | 2,5 |
| C21 | Anus in analni kanal / Anus and anal canal | 27 | 7 | 25,9 | 17 | 63,0 | 2 | 7,4 | 1 | 3,7 |
| C22 | Jetra in intrahepatični vodi / Liver and intrahepatic bile ducts | 231 | 79 | 34,2 | 53 | 22,9 | 86 | 37,2 | 13 | 5,6 |
| C23 | Žolčnik / Gallbladder | 60 | 11 | 18,3 | 16 | 26,7 | 32 | 53,3 | 1 | 1,7 |
| C24 | Druge in neopredeljeni deli biliarnega trakta Biliary tract, other and unspecified parts | 130 | 27 | 20,8 | 58 | 44,6 | 42 | 32,3 | 3 | 2,3 |
| C25 | Trebušna slinavka / Pancreas | 428 | 37 | 8,6 | 150 | 35,0 | 232 | 54,2 | 9 | 2,1 |
| C26 | Druge in slabo opredeljena mesta v prebavnih organih Other and ill-defined digestive organs | 8 | 0 | - | 1 | - | 5 | - | 2 | - |
| C30 | Nosna votlina in srednje uho / Nasal cavity and middle ear | 13 | 7 | - | 5 | - | 1 | - | 0 | - |
| C31 | Obnosni sinusi / Accessory sinuses | 14 | 2 | - | 12 | - | 0 | - | 0 | - |
| C32 | Grla / Larynx | 119 | 58 | 48,7 | 60 | 50,4 | 0 | 0,0 | 1 | 0,8 |
| C33 | Sapnik / Trachea | 2 | 0 | - | 1 | - | 1 | - | 0 | - |
| C34 | Sapnica in pljuča / Bronchus and lung | 1563 | 314 | 20,1 | 461 | 29,5 | 773 | 49,5 | 15 | 1,0 |
| C37 | Timus / Thymus | 14 | 10 | - | 3 | - | 1 | - | 0 | - |
| C38 | Srce, mediastinum, plevra / Heart, mediastinum, pleura | 9 | 2 | - | 3 | - | 3 | - | 1 | - |
| C39 | Druge in slabo opredeljena mesta v dihalih in prsni organih Other and ill-defined sites in the respiratory system and intrathoracic organs | 0 | 0 | - | 0 | - | 0 | - | 0 | - |
| C40 | Kosti, sklepnih hrustanec udov / Bone and articular cartilage of limbs | 11 | 3 | - | 6 | - | 2 | - | 0 | - |
| C41 | Kosti, sklepnih hrustanec, drugje Bone and articular cartilage of other and unspecified parts | 13 | 5 | - | 6 | - | 1 | - | 1 | - |
| C43 | Maligni melanom kože / Malignant melanoma of skin | 604 | 442 | 73,2 | 138 | 22,8 | 23 | 3,8 | 1 | 0,2 |
| C44 | Druge maligne neoplazme kože / Skin, excl. melanoma | 3603 | 3569 | 99,1 | 29 | 0,8 | 2 | 0,1 | 3 | 0,1 |
| C45 | Mezoteliom / Mesothelioma | 45 | 14 | 31,1 | 25 | 55,6 | 5 | 11,1 | 1 | 2,2 |
| C46 | Kaposijev sarkom / Kaposi's sarcoma | 1 | 1 | - | 0 | - | 0 | - | 0 | - |
| C47 | Periferni živci in avtonomno živčevje Peripheral nerves and autonomic nervous system | 4 | 0 | - | 2 | - | 1 | - | 1 | - |
| C48 | Peritonej in retroperitonej / Retroperitoneum and peritoneum | 16 | 1 | 6,3 | 7 | 43,8 | 8 | 50,0 | 0 | 0,0 |
| C49 | Drugo vezivno in mehko tkivo / Other connective and soft tissue | 58 | 16 | 27,6 | 28 | 48,3 | 13 | 22,4 | 1 | 1,7 |
| C50 | Dojka / Breast | 1526 | 858 | 56,2 | 520 | 34,1 | 142 | 9,3 | 6 | 0,4 |

Nadaljevanje —>
Continued —>

Tabela 5: Nadaljevanje.
Table 5: Continued.

| Šifra MKB ICD code | Primarna lokacija Primary site | Število novih primerov Number of new cases | Stadij / Stage | | | | | | | |
|-----------------------|---------------------------------------------------------------------------------------------------------------------------------------------------------------------|-----------------------------------------------------|---------------------|-------|-----------------------|------|---------------------|-------|---------------------|------|
| | | | Omejen Localized | | Razširjen Regional | | Razsejan Distant | | Neznan Unknown** | |
| | | | Število Number | %* | Število Number | %* | Število Number | %* | Število Number | %* |
| C51 | Žensko zunanje spolovilo / Vulva | 62 | 30 | 48,4 | 31 | 50,0 | 0 | 0,0 | 1 | 1,6 |
| C52 | Nožnica / Vagina | 10 | 5 | - | 0 | - | 3 | - | 2 | - |
| C53 | Maternični vrat / Cervix uteri | 108 | 42 | 38,9 | 50 | 46,3 | 14 | 13,0 | 2 | 1,9 |
| C54 | Maternično telo / Corpus uteri | 351 | 245 | 69,8 | 78 | 22,2 | 25 | 7,1 | 3 | 0,9 |
| C55 | Maternica, neopredeljeno / Uterus, unspecified | 5 | 1 | - | 3 | - | 0 | - | 1 | - |
| C56 | Jajčnik / Ovary | 142 | 18 | 12,7 | 22 | 15,5 | 101 | 71,1 | 1 | 0,7 |
| C57 | Drugi in neopredeljeni ženski spolni organi Other and unspecified parts of female genital organs | 39 | 5 | 12,8 | 6 | 15,4 | 27 | 69,2 | 1 | 2,6 |
| C58 | Posteljica / Placenta | 0 | 0 | - | 0 | - | 0 | - | 0 | - |
| C60 | Penis / Penis | 16 | 11 | 68,8 | 5 | 31,3 | 0 | 0,0 | 0 | 0,0 |
| C61 | Prostata / Prostate | 1680 | 1078 | 64,2 | 411 | 24,5 | 129 | 7,7 | 62 | 3,7 |
| C62 | Modo / Testis | 86 | 62 | 72,1 | 15 | 17,4 | 9 | 10,5 | 0 | 0,0 |
| C63 | Drugi in neopredeljeni moški spolni organi Other and unspecified male genital organs | 4 | 3 | - | 1 | - | 0 | - | 0 | - |
| C64 | Ledvica razen meha / Kidney, excl. renal pelvis | 399 | 246 | 61,7 | 83 | 20,8 | 66 | 16,5 | 4 | 1,0 |
| C65 | Ledvični meh / Renal pelvis | 44 | 11 | 25,0 | 19 | 43,2 | 13 | 29,5 | 1 | 2,3 |
| C66 | Sečevod / Ureter | 16 | 8 | 50,0 | 5 | 31,3 | 3 | 18,8 | 0 | 0,0 |
| C67 | Sečni mehur / Bladder | 342 | 248 | 72,5 | 49 | 14,3 | 39 | 11,4 | 6 | 1,8 |
| C68 | Drugi in neopredeljeni sečni organi Other and unspecified urinary organs | 3 | 1 | - | 0 | - | 2 | - | 0 | - |
| C69 | Oko in očesni adneksi / Eye and adnexa | 37 | 34 | 91,9 | 3 | 8,1 | 0 | 0,0 | 0 | 0,0 |
| C70 | Meninge / Meninges | 5 | 5 | - | 0 | - | 0 | - | 0 | - |
| C71 | Možgani / Brain | 160 | 160 | 100,0 | 0 | 0,0 | 0 | 0,0 | 0 | 0,0 |
| C72 | Hrbtni mozeg, možganski živci in drugi deli centralnega živčnega sistema (ČZS) Spinal cord, cranial nerves and other parts of central nervous system (CNS) | 3 | 3 | - | 0 | - | 0 | - | 0 | - |
| C73 | Ščitnica / Thyroid gland | 194 | 148 | 76,3 | 36 | 18,6 | 10 | 5,2 | 0 | 0,0 |
| C74 | Nadledvična žleza / Adrenal gland | 15 | 13 | 86,7 | 0 | 0,0 | 2 | 13,3 | 0 | 0,0 |
| C75 | Druge endokrine žleze in sorodne strukture Other endocrine glands and related structures | 2 | 1 | - | 1 | - | 0 | - | 0 | - |
| C76 | Druga in slabo opredeljena mesta / Other and ill-defined sites | 13 | 0 | - | 7 | - | 5 | - | 1 | - |
| C77 | Metastaza in neopredeljena maligna neoplazma bezgavk Metastasis and unspecified malignant neoplasm of lymph nodes | 30 | 0 | 0,0 | 0 | 0,0 | 3 | 10,0 | 27 | 90,0 |
| C78 | Metastaze dihal in prebavil Metastases of respiratory and digestive organs | 65 | 0 | 0,0 | 0 | 0,0 | 65 | 100,0 | 0 | 0,0 |
| C79 | Metastaze, drugje / Metastases of other sites | 26 | 0 | 0,0 | 0 | 0,0 | 26 | 100,0 | 0 | 0,0 |
| C80 | Maligna neoplazma brez opredeljenega mesta Malignant neoplasm without specification of site | 112 | 0 | 0,0 | 0 | 0,0 | 112 | 100,0 | 0 | 0,0 |

| Šifra MKB ICD code | Primarna lokacija Primary site | Število novih primerov Number of new cases | Stadij / Stage | | | | | | Neznan / Unknown | |
|-----------------------|---------------------------------------------------------------------------------------------------------------|-----------------------------------------------------|-------------------|------|-------------------|------|-------------------|------|-------------------|------|
| | | | I | | II | | III + IV | | Število Number | % |
| | | | Število Number | %* | Število Number | %* | Število Number | %* | | |
| C81 | Hodgkinov limfom / Hodgkin's lymphoma | 51 | 5 | 9,8 | 22 | 43,1 | 21 | 41,2 | 3 | 5,9 |
| C82 | Folikularni ne-Hodgkinov limfom / Follicular non-Hodgkin's lymphoma | 129 | 38 | 29,5 | 14 | 10,9 | 71 | 55,0 | 6 | 4,7 |
| C83 | Difuzni ne-Hodgkinov limfom / Diffuse non-Hodgkin's lymphoma | 239 | 40 | 16,7 | 23 | 9,6 | 153 | 64,0 | 23 | 9,6 |
| C84 | Limfomi celic T in kožni limfom celic T Peripheral and cutaneous T-cell lymphomas | 40 | 5 | 12,5 | 2 | 5,0 | 24 | 60,0 | 9 | 22,5 |
| C85 | Druge in neopredeljene vrste ne-Hodgkinovega limfoma Other and unspecified types of non-Hodgkin's lymphoma | 16 | 1 | 6,3 | 1 | 6,3 | 8 | 50,0 | 6 | 37,5 |

* Odstotki niso računani, če je število novih primerov manjše od 15
Percentages are not calculated when number of new cases is less than 15

** Vključeni tudi primeri, ki so registrirani samo iz zdravniških poročil o vzroku smrti, razen pri C78-C80, kjer so prišteti k razsejanemu stadiju
Cases registered from death certificates only are included, except for C78-C80, where they are added to the distant stage

Tabela 6: Prevalenca bolnikov z rakom po spolu, Slovenija, 31. 12. 2018.
Table 6: Prevalence of cancer patients by sex, Slovenia, December 31, 2018.

| Šifra MKB ICD code | Primarna lokacija* Primary site* | Spol Sex | Leta po diagnozi Years after diagnosis | | | | Celotna prevalenca Lifetime prevalence |
|-----------------------|-----------------------------------------------------------------------------------------------------------|-------------|-------------------------------------------|-------|-------|-------|-------------------------------------------|
| | | | <1 | 1-4 | 5-9 | 10+ | Vsi / All |
| C00-C96 | Vse lokacije All sites | M+Ž | 13054 | 36396 | 31455 | 43944 | 116507 |
| | | M | 6857 | 18721 | 15847 | 16671 | 53522 |
| | | Ž | 6197 | 17675 | 15608 | 27273 | 62985 |
| C00-C14 | Usta in žrelo Mouth and pharynx | M | 228 | 541 | 436 | 513 | 1718 |
| | | Ž | 63 | 231 | 158 | 287 | 739 |
| C15 | Požiralnik Oesophagus | M | 51 | 39 | 22 | 21 | 133 |
| | | Ž | 7 | 14 | 6 | 12 | 39 |
| C16 | Želodec Stomach | M | 174 | 342 | 283 | 411 | 1210 |
| | | Ž | 113 | 213 | 193 | 358 | 877 |
| C18 | Debelo črevo Colon | M | 376 | 1142 | 1175 | 1079 | 3772 |
| | | Ž | 297 | 871 | 900 | 1154 | 3222 |
| C19-C20 | Rektum in rektosigmoidna zveza Rectum and rectosigmoid junction | M | 284 | 879 | 933 | 940 | 3036 |
| | | Ž | 146 | 479 | 528 | 823 | 1976 |
| C22 | Jetra in intrahepatični vodi Liver and intrahepatic bile ducts | M | 82 | 124 | 31 | 23 | 260 |
| | | Ž | 24 | 42 | 6 | 12 | 84 |
| C23-C24 | Žolčnik in žolčevodi Gallbladder and biliary tract | M | 51 | 65 | 33 | 35 | 184 |
| | | Ž | 43 | 74 | 40 | 39 | 196 |
| C25 | Trebušna slinavka Pancreas | M | 108 | 95 | 30 | 25 | 258 |
| | | Ž | 95 | 90 | 34 | 34 | 253 |
| C32 | Grlo Larynx | M | 98 | 221 | 219 | 346 | 884 |
| | | Ž | 13 | 28 | 34 | 58 | 133 |
| C33-C34 | Sapnik, sapnici in pljuča Trachea, bronchus and lung | M | 609 | 833 | 373 | 405 | 2220 |
| | | Ž | 391 | 650 | 270 | 215 | 1526 |
| C43 | Malignni melanom kože Malignant melanoma of skin | M | 307 | 1001 | 863 | 1011 | 3182 |
| | | Ž | 284 | 924 | 963 | 1683 | 3854 |
| C44 | Druge maligne neoplazme kože Skin, excl. melanoma | M | 1707 | 5092 | 4109 | 4414 | 15322 |
| | | Ž | 1829 | 5145 | 4374 | 5488 | 16836 |
| C48-C49 | Vezivno in mehko tkivo Connective and soft tissue | M | 35 | 69 | 68 | 205 | 377 |
| | | Ž | 29 | 106 | 73 | 216 | 424 |
| C50 | Dojka Breast | M | 11 | 35 | 39 | 33 | 118 |
| | | Ž | 1444 | 4715 | 4411 | 8002 | 18572 |
| C53 | Maternični vrat Cervix uteri | M | - | - | - | - | - |
| | | Ž | 94 | 317 | 415 | 2637 | 3463 |
| C54 | Maternično telo Corpus uteri | M | - | - | - | - | - |
| | | Ž | 327 | 1109 | 1035 | 2376 | 4847 |
| C56 | Jajčnik Ovary | M | - | - | - | - | - |
| | | Ž | 112 | 296 | 260 | 910 | 1578 |
| C61 | Prostata Prostate | M | 1590 | 5497 | 5019 | 3011 | 15117 |
| | | Ž | - | - | - | - | - |
| C62 | Modo Testis | M | 85 | 474 | 476 | 1554 | 2589 |
| | | Ž | - | - | - | - | - |
| C64-C65 | Ledvica z ledvičnim mehkom Kidney with renal pelvis | M | 245 | 646 | 602 | 718 | 2211 |
| | | Ž | 100 | 338 | 302 | 511 | 1251 |
| C67 | Sečni mehur Bladder | M | 216 | 564 | 389 | 444 | 1613 |
| | | Ž | 61 | 184 | 120 | 153 | 518 |
| C70-C72 | Centralni in avtonomni živčni sistem Central and autonomic nervous system | M | 73 | 111 | 69 | 210 | 463 |
| | | Ž | 43 | 79 | 57 | 163 | 342 |
| C73 | Ščitnica Thyroid gland | M | 53 | 153 | 157 | 264 | 627 |
| | | Ž | 134 | 589 | 502 | 1150 | 2375 |
| C81 | Hodgkinov limfom Hodgkin's lymphoma | M | 21 | 94 | 92 | 362 | 569 |
| | | Ž | 26 | 95 | 101 | 342 | 564 |
| C82-C85 | Ne-Hodgkinovi limfomi Non-Hodgkin's lymphoma | M | 189 | 540 | 449 | 565 | 1743 |
| | | Ž | 162 | 502 | 436 | 610 | 1710 |
| C90 | Difuzni plazmocitom in maligne neoplazme plazmatk Multiple myeloma and malignant plasma cell neoplasms | M | 68 | 171 | 81 | 59 | 379 |
| | | Ž | 54 | 127 | 95 | 54 | 330 |
| C91-C95 | Levkemije Leukaemias | M | 155 | 416 | 304 | 430 | 1305 |
| | | Ž | 111 | 301 | 236 | 380 | 1028 |

* Pri posameznih lokacijah je pri prikazu prevalenca oseba z več raki vključena pri vsaki lokaciji, pri vseh lokacijah skupaj pa se v prevalenci tudi oseba z več raki šteje le enkrat
Person diagnosed with more than one cancer is included as a prevalent case in each cancer site, but for all sites together (C00-C96) each person is counted once only

Tabela 7: Umrljivost za rakom po starosti in spolu, Slovenija 2018. Vir: Nacionalni inštitut za javno zdravje
 Table 7: Cancer mortality by age and by sex, Slovenia 2018. Source: National Institute of Public Health

| Šifra MKB ICD code | Primarna lokacija Primary site | Spol Sex | Vse starosti All ages | Starost / Age | | | |
|-----------------------|-----------------------------------------------------------------------------------------------------------|-------------|--------------------------|---------------|-------|-------|------|
| | | | | 0-19 | 20-49 | 50-74 | 75+ |
| C00-C97 | Vse lokacije All sites | M+Ž | 6548 | 13 | 180 | 2978 | 3377 |
| | | M | 3593 | 7 | 88 | 1779 | 1719 |
| | | Ž | 2955 | 6 | 92 | 1199 | 1658 |
| C00-C14 | Usta in žrelo Mouth and pharynx | M | 128 | 0 | 7 | 90 | 31 |
| | | Ž | 33 | 0 | 2 | 22 | 9 |
| C15 | Požiralnik Oesophagus | M | 71 | 0 | 6 | 44 | 21 |
| | | Ž | 21 | 0 | 0 | 5 | 16 |
| C16 | Želodec Stomach | M | 198 | 0 | 4 | 91 | 103 |
| | | Ž | 136 | 0 | 5 | 43 | 88 |
| C18 | Debelo črevo Colon | M | 264 | 0 | 1 | 113 | 150 |
| | | Ž | 196 | 0 | 7 | 57 | 132 |
| C19-C20 | Rektum in rektosigmoidna zveza Rectum and rectosigmoid junction | M | 179 | 0 | 5 | 82 | 92 |
| | | Ž | 109 | 0 | 1 | 32 | 76 |
| C22 | Jetra in intrahepatični vodi Liver and intrahepatic bile ducts | M | 180 | 0 | 5 | 108 | 67 |
| | | Ž | 96 | 0 | 0 | 41 | 55 |
| C23-C24 | Žolčnik in žolčevodi Gallbladder and biliary tract | M | 54 | 0 | 0 | 29 | 25 |
| | | Ž | 59 | 0 | 1 | 21 | 37 |
| C25 | Trebušna slinavka Pancreas | M | 211 | 0 | 3 | 125 | 83 |
| | | Ž | 189 | 0 | 2 | 74 | 113 |
| C32 | Grlo Larynx | M | 33 | 0 | 1 | 19 | 13 |
| | | Ž | 7 | 0 | 0 | 3 | 4 |
| C33-C34 | Sapnik, sapnici in pljuča Trachea, bronchus and lung | M | 750 | 0 | 9 | 482 | 259 |
| | | Ž | 454 | 0 | 5 | 295 | 154 |
| C43 | Maligni melanom kože Malignant melanoma of skin | M | 81 | 1 | 5 | 44 | 31 |
| | | Ž | 50 | 0 | 4 | 15 | 31 |
| C44 | Druge maligne neoplazme kože Skin, excl. melanoma | M | 27 | 0 | 0 | 4 | 23 |
| | | Ž | 26 | 0 | 0 | 1 | 25 |
| C48-C49 | Vezivno in mehko tkivo Connective and soft tissue | M | 23 | 1 | 4 | 10 | 8 |
| | | Ž | 25 | 0 | 0 | 11 | 14 |
| C50 | Dojka Breast | M | 5 | 0 | 0 | 1 | 4 |
| | | Ž | 473 | 0 | 33 | 171 | 269 |
| C53 | Maternični vrat Cervix uteri | M | - | - | - | - | - |
| | | Ž | 42 | 0 | 3 | 18 | 21 |
| C54 | Maternično telo Corpus uteri | M | - | - | - | - | - |
| | | Ž | 91 | 0 | 1 | 43 | 47 |
| C56 | Jajčnik Ovary | M | - | - | - | - | - |
| | | Ž | 150 | 0 | 9 | 73 | 68 |
| C61 | Prostata Prostate | M | 450 | 0 | 1 | 113 | 336 |
| | | Ž | - | - | - | - | - |
| C62 | Modo Testis | M | 9 | 0 | 6 | 3 | 0 |
| | | Ž | - | - | - | - | - |
| C64-C65 | Ledvica z ledvičnim mehom Kidney with renal pelvis | M | 115 | 0 | 4 | 53 | 58 |
| | | Ž | 73 | 0 | 0 | 25 | 48 |
| C67 | Sečni mehur Bladder | M | 157 | 0 | 1 | 51 | 105 |
| | | Ž | 79 | 0 | 3 | 21 | 55 |
| C70-C72 | Centralni in avtonomni živčni sistem Central and autonomic nervous system | M | 111 | 3 | 16 | 65 | 27 |
| | | Ž | 79 | 5 | 7 | 36 | 31 |
| C73 | Ščitnica Thyroid gland | M | 5 | 0 | 0 | 4 | 1 |
| | | Ž | 13 | 0 | 0 | 3 | 10 |
| C81 | Hodgkinov limfom Hodgkin's lymphoma | M | 7 | 0 | 1 | 4 | 2 |
| | | Ž | 4 | 0 | 0 | 1 | 3 |
| C82-C85 | Ne-Hodgkinovi limfomi Non-Hodgkin's lymphoma | M | 93 | 0 | 3 | 43 | 47 |
| | | Ž | 94 | 0 | 1 | 32 | 61 |
| C90 | Difuzni plazmocitom in maligne neoplazme plazmatk Multiple myeloma and malignant plasma cell neoplasms | M | 53 | 0 | 0 | 26 | 27 |
| | | Ž | 55 | 0 | 0 | 19 | 36 |
| C91-C95 | Levkemije Leukaemias | M | 103 | 1 | 2 | 43 | 57 |
| | | Ž | 103 | 0 | 1 | 28 | 74 |

Tabela 8: Eno- in pet-letno čisto preživetje (s 95 % intervalom zaupanja) bolnikov po spolu, zbolelih v letih 2014–2018.

Table 8: One- and five-year net survival (with 95% confidence interval) of patients diagnosed in period 2014–2018 by sex.

| Šifra MKB ICD code | Primarna lokacija Primary site | Spol Sex | Eno-letno preživetje s 95 % intervalom zaupanja | | Pet-letno preživetje s 95 % intervalom zaupanja | |
|-----------------------|-----------------------------------------------------------------------------------------------------------|-------------|-------------------------------------------------|-----------|-------------------------------------------------|-----------|
| | | | One-year survival with 95% confidence interval | | Five-year survival with 95% confidence interval | |
| C00–C96 brez C44** | Vse lokacije All sites | M+Ž | 74,6 | 74,3–75,0 | 58,9 | 58,4–59,5 |
| | | M | 73,2 | 72,7–73,7 | 57,3 | 56,5–58,0 |
| | | Ž | 76,3 | 75,8–76,9 | 61,0 | 60,3–61,8 |
| C00–C14 | Usta in žrelo Mouth and pharynx | M | 73,0 | 70,6–75,5 | 45,4 | 42,3–48,7 |
| | | Ž | 85,3 | 81,6–89,1 | 65,0 | 59,1–71,5 |
| C15 | Požiralnik Oesophagus | M | 39,7 | 34,9–45,2 | 10,3 | 7,1–14,8 |
| | | Ž | 38,8 | 29,6–50,9 | 15,2 | 9,0–25,5 |
| C16 | Želodec Stomach | M | 52,7 | 50,0–55,6 | 29,9 | 26,9–33,2 |
| | | Ž | 49,6 | 46,2–53,2 | 32,0 | 28,3–36,1 |
| C18 | Debelo črevo Colon | M | 78,8 | 77,0–80,7 | 61,4 | 58,6–64,3 |
| | | Ž | 77,4 | 75,3–79,5 | 62,9 | 59,8–66,1 |
| C19–C20 | Rektum in rektosigmoidna zveza Rectum and rectosigmoid junction | M | 84,8 | 82,9–86,7 | 64,3 | 61,1–67,7 |
| | | Ž | 80,5 | 77,8–83,3 | 59,9 | 55,9–64,1 |
| C22 | Jetra in intrahepatični vodi Liver and intrahepatic bile ducts | M | 35,1 | 31,9–38,7 | 10,0 | 7,7–13,0 |
| | | Ž | 31,4 | 26,5–37,2 | 12,9 | 9,2–18,0 |
| C23–C24 | Žolčnik in žolčevodi Gallbladder and biliary tract | M | 35,9 | 31,6–40,8 | 13,8 | 10,6–18,0 |
| | | Ž | 32,2 | 28,3–36,7 | 14,8 | 11,4–19,2 |
| C25 | Trebšna slinavka Pancreas | M | 26,7 | 24,1–29,6 | 5,7 | 4,2–7,7 |
| | | Ž | 26,6 | 23,9–29,6 | 8,1 | 6,4–10,3 |
| C32 | Grlo Larynx | M | 86,9 | 83,6–90,4 | 64,0 | 58,3–70,2 |
| | | Ž | * | * | * | * |
| C33–C34 | Sapnik, sapnici in pljuča Trachea, bronchus and lung | M | 43,6 | 42,2–45,1 | 17,9 | 16,6–19,3 |
| | | Ž | 52,2 | 50,3–54,2 | 26,2 | 24,3–28,3 |
| C43 | Maligni melanom kože Malignant melanoma of skin | M | 97,6 | 96,4–98,9 | 90,6 | 87,6–93,7 |
| | | Ž | 98,2 | 97,1–99,3 | 91,3 | 88,2–94,4 |
| C44 | Druge maligne neoplazme kože Skin, excl. melanoma | M | ** | ** | ** | ** |
| | | Ž | ** | ** | ** | ** |
| C48–C49 | Vezivno in mehko tkivo Connective and soft tissue | M | 76,4 | 69,8–83,8 | 55,9 | 47,0–66,5 |
| | | Ž | 81,3 | 75,9–87,0 | 57,0 | 49,6–65,6 |
| C50 | Dojka Breast | M | * | * | * | * |
| | | Ž | 96,6 | 96,0–97,1 | 87,3 | 86,0–88,7 |
| C53 | Maternični vrat Cervix uteri | M | – | – | – | – |
| | | Ž | 84,4 | 81,2–87,6 | 69,6 | 65,2–74,3 |
| C54 | Maternično telo Corpus uteri | M | – | – | – | – |
| | | Ž | 91,5 | 90,0–92,9 | 80,2 | 77,5–83,0 |
| C56 | Jajčnik Ovary | M | – | – | – | – |
| | | Ž | 74,5 | 71,3–77,8 | 41,4 | 37,4–45,8 |
| C61 | Prostata Prostate | M | 97,5 | 97,0–98,1 | 94,1 | 92,8–95,4 |
| | | Ž | – | – | – | – |
| C62 | Modo Testis | M | 99,1 | 98,2–99,9 | 96,8 | 95,0–98,7 |
| | | Ž | – | – | – | – |
| C64–C65 | Ledvica z ledvičnim mehkom Kidney with renal pelvis | M | 80,1 | 77,8–82,5 | 67,2 | 63,6–71,0 |
| | | Ž | 76,4 | 73,0–79,9 | 64,6 | 59,7–70,0 |
| C67 | Sečni mehur Bladder | M | 75,6 | 73,0–78,2 | 56,0 | 51,9–60,4 |
| | | Ž | 66,1 | 61,7–70,8 | 47,5 | 41,9–53,7 |
| C70–C72 | Centralni in avtonomni živčni sistem Central and autonomic nervous system | M | 48,7 | 44,6–53,2 | 20,1 | 16,7–24,2 |
| | | Ž | 45,9 | 41,0–51,4 | 19,1 | 15,3–23,9 |
| C73 | Ščitnica Thyroid gland | M | 95,0 | 91,8–98,2 | 90,0 | 84,5–96,0 |
| | | Ž | 97,3 | 96,0–98,6 | 96,8 | 94,7–99,1 |
| C81 | Hodgkinov limfom Hodgkin's lymphoma | M | 90,9 | 86,1–96,0 | 79,8 | 72,3–88,0 |
| | | Ž | 91,0 | 86,1–96,2 | 84,7 | 77,3–92,8 |
| C82–C85 | Ne-Hodgkinovi limfomi Non-Hodgkin's lymphoma | M | 75,7 | 73,0–78,4 | 64,2 | 60,5–68,3 |
| | | Ž | 76,2 | 73,5–79,0 | 63,6 | 59,9–67,6 |
| C90 | Difuzni plazmocitom in maligne neoplazme plazmatk Multiple myeloma and malignant plasma cell neoplasms | M | 77,9 | 73,4–82,6 | 45,5 | 39,0–53,1 |
| | | Ž | 76,4 | 71,5–81,7 | 41,7 | 34,7–50,0 |
| C91–C95 | Levkemije Leukaemias | M | 70,5 | 67,5–73,7 | 54,7 | 50,8–59,0 |
| | | Ž | 69,7 | 66,2–73,4 | 50,3 | 45,4–55,8 |

* Število v analizo vključenih bolnikov je v povprečju manjše od 15 na leto / Average number of patients included in the analysis is less than 15 annually

** Preživetje bolnikov z nemelanomskim kožnim rakom se ne razlikuje v primerjavi s splošno populacijo

Survival of patients with non-melanoma skin cancer does not differ in comparison with the general population

Tabela 9a: Število in deleži bolnikov (brez primerov, registriranih samo iz zdravniških poročil o vzroku smrti), v Sloveniji zbolelih leta 2018, ki so bili v okviru prvega zdravljenja operirani, zdravljeni s sistemskim zdravljenjem ali obsevani (številka v oklepaju se nanaša na obsevane na Onkološkem inštitutu Ljubljana - OIL).

Table 9a: Number of patients (without cases registered from death certificates only) diagnosed in Slovenia in 2018, that were treated by surgery, systemic therapy or radiotherapy during their first treatment (in parenthesis the number of radiotherapies at Institute of Oncology Ljubljana - IOL is given).

| Šifra MKB ICD code | Primarna lokacija Primary site | Število novih primerov Number of new cases | Število kakorkoli zdravljenih* Number of all treated* | | Število operiranih Number of treated by surgery | | Število zdravljenih s sistemsko terapijo No. of treated by systemic therapy | | Število obsevanih Number of treated by radiotherapy | |
|--------------------|--------------------------------------------------------------------------------------------------------|--------------------------------------------|-------------------------------------------------------|------|-------------------------------------------------|------|-----------------------------------------------------------------------------|------|-----------------------------------------------------|------|
| | | | Število Number | %** | Število Number | %** | Število Number | %** | Število (od tega OIL) Number (IOL only) | %** |
| C00-C96 | Vse lokacije / All sites | 15864 | 12905 | 81,3 | 10110 | 63,7 | 4465 | 28,1 | 3376 (2957) | 21,3 |
| C00-C14 | Usta in žrelo Mouth and pharynx | 338 | 316 | 93,5 | 199 | 58,9 | 23 | 6,8 | 218 (217) | 64,5 |
| C15 | Požiralnik Oesophagus | 102 | 62 | 60,8 | 17 | 16,7 | 34 | 33,3 | 46 (45) | 45,1 |
| C16 | Želodec Stomach | 436 | 274 | 62,8 | 209 | 47,9 | 149 | 34,2 | 59 (56) | 13,5 |
| C18 | Debelo črevo Colon | 842 | 721 | 85,6 | 703 | 83,5 | 199 | 23,6 | 11 (11) | - |
| C19-C20 | Rektum in rektosigmoidna zveza Rectum and rectosigmoid junction | 497 | 431 | 86,7 | 360 | 72,4 | 194 | 39,0 | 195 (186) | 39,2 |
| C22 | Jetra in intrahepatični vodi Liver and intrahepatic bile ducts | 229 | 89 | 38,9 | 32 | 14,0 | 47 | 20,5 | 8 (6) | - |
| C23-C24 | Žolčnik in žolčevodi Gallbladder and biliary tract | 189 | 85 | 45,0 | 70 | 37,0 | 24 | 12,7 | 3 (3) | - |
| C25 | Trebušna slinavka Pancreas | 427 | 197 | 46,1 | 96 | 22,5 | 142 | 33,3 | 19 (15) | 4,4 |
| C32 | Grlo Larynx | 119 | 114 | 95,8 | 70 | 58,8 | 1 | - | 90 (90) | 75,6 |
| C33-C34 | Sapnik, sapnici in pljuča Trachea, bronchus and lung | 1560 | 1105 | 70,8 | 373 | 23,9 | 545 | 34,9 | 560 (494) | 35,9 |
| C43 | Maligni melanom kože Malignant melanoma of skin | 604 | 601 | 99,5 | 595 | 98,5 | 37 | 6,1 | 27 (27) | 4,5 |
| C44 | Druge maligne neoplazme kože Skin, excl. melanoma | 3603 | 3538 | 98,2 | 3415 | 94,8 | 22 | 0,6 | 102 (101) | 2,8 |
| C48-C49 | Vezivno in mehko tkivo Connective and soft tissue | 74 | 69 | 93,2 | 52 | 70,3 | 24 | 32,4 | 43 (42) | 58,1 |
| C50 | Dojka Breast | 1520 | 1465 | 96,4 | 1248 | 82,1 | 1366 | 89,9 | 1021 (735) | 67,2 |
| C53 | Maternični vrat Cervix uteri | 108 | 90 | 83,3 | 58 | 53,7 | 6 | - | 52 (52) | 48,1 |
| C54 | Maternično telo Corpus uteri | 351 | 332 | 94,6 | 314 | 89,5 | 62 | 17,7 | 133 (130) | 37,9 |
| C56 | Jajčnik Ovary | 141 | 111 | 78,7 | 105 | 74,5 | 92 | 65,2 | 0 (0) | - |
| C61 | Prostata Prostate | 1678 | 1144 | 68,2 | 795 | 47,4 | 411 | 24,5 | 200 (189) | 11,9 |
| C62 | Modo Testis | 86 | 86 | 100 | 85 | 98,8 | 46 | 53,5 | 1 (1) | - |
| C64-C65 | Ledvica z ledvičnim mehcom Kidney with renal pelvis | 442 | 343 | 77,6 | 317 | 71,7 | 33 | 7,5 | 15 (13) | 3,4 |
| C67 | Sečni mehur Bladder | 342 | 306 | 89,5 | 301 | 88,0 | 56 | 16,4 | 20 (15) | 5,8 |
| C70-C72 | Centralni in avtonomni živčni sistem Central and autonomic nervous system | 168 | 149 | 88,7 | 147 | 87,5 | 76 | 45,2 | 105 (102) | 62,5 |
| C73 | Ščitnica Thyroid gland | 194 | 186 | 95,9 | 180 | 92,8 | 174 | 89,7 | 105 (105) | 54,1 |
| C81 | Hodgkinov limfom Hodgkin's lymphoma | 51 | 46 | 90,2 | 3 | - | 45 | 88,2 | 22 (22) | 43,1 |
| C82-C85 | Ne-Hodgkinovi limfomi Non-Hodgkin's lymphoma | 424 | 319 | 75,2 | 40 | 9,4 | 243 | 57,3 | 135 (135) | 31,8 |
| C90 | Difuzni plazmocitom in maligne neoplazme plazmatk Multiple myeloma and malignant plasma cell neoplasms | 142 | 117 | 82,4 | 4 | - | 114 | 80,3 | 23 (21) | 16,2 |
| C91-C95 | Levkemije Leukaemias | 351 | 137 | 39,0 | 1 | - | 137 | 39,0 | 12 (12) | - |

* Število bolnikov zdravljenih s specifičnim onkološkim zdravljenjem v okviru prvega zdravljenja ne glede na način zdravljenja (vključno z drugimi zdravljenji, ki ne spadajo med operacijo, sistemsko terapijo ali obsevanje)

Number of all treated patients with specific oncological treatment regardless of the means of treatment (including other treatments not included into surgery, systemic therapy or radiotherapy)

** Odstotki niso računani, če je število zdravljenih manjše od 15

Percentages are not calculated for less than 15 cases

Tabela 9b:

Število bolnikov (brez primerov, registriranih samo iz zdravniških poročil o vzroku smrti) v Sloveniji, zbolelih leta 2018, ki so bili v okviru prvega zdravljenja operirani*, po ustanovi posega.

Table 9b:

Number of patients (without cases registered from death certificates only) diagnosed in Slovenia in 2018, that were treated by surgery during their first treatment* by treatment institution.

| Šifra MKB ICD code | Primarna lokacija Primary site | Število novih primerov Number of new cases | Število operiranih Number of treated by surgery | Splošna bolnišnica Celje | Splošna bolnišnica Jesenice | Splošna bolnišnica Izola | Univerzitetni klinični center Ljubljana | Onkološki inštitut Ljubljana | Univerzitetni klinični center Maribor | Splošna bolnišnica Murska Sobota | Splošna bolnišnica Nova Gorica | Splošna bolnišnica Novo mesto | Splošna bolnišnica Ptuj | Splošna bolnišnica Slovenj Gradec | Zasebne ordinacije Private clinics | Ostale ustanove** Other institutions |
|-----------------------|-----------------------------------------------------------------------------------------------------------------|-----------------------------------------------|----------------------------------------------------|--------------------------|-----------------------------|--------------------------|--------------------------------------------|------------------------------|------------------------------------------|-------------------------------------|-----------------------------------|----------------------------------|----------------------------|--------------------------------------|---------------------------------------|-----------------------------------------|
| C00-C96 | Vse lokacije All sites | 15864 | 10110 | 948 | 317 | 267 | 2576 | 1432 | 1681 | 369 | 285 | 484 | 125 | 538 | 942 | 146 |
| C00-C14 | Usta in žrelo Mouth and pharynx | 338 | 199 | 2 | 3 | 1 | 128 | 2 | 56 | 2 | 2 | 2 | 0 | 0 | 1 | 0 |
| C15 | Požiralnik Oesophagus | 102 | 17 | 0 | 0 | 0 | 12 | 0 | 3 | 0 | 0 | 0 | 0 | 0 | 2 | 0 |
| C16 | Želodec Stomach | 436 | 209 | 13 | 8 | 6 | 93 | 7 | 61 | 5 | 2 | 2 | 0 | 3 | 6 | 3 |
| C18 | Debelo črevo Colon | 842 | 703 | 52 | 64 | 40 | 194 | 39 | 107 | 39 | 32 | 39 | 17 | 28 | 33 | 19 |
| C19-C20 | Rektum in rektosigmoidna zveza Rectum and rectosigmoid junction | 497 | 360 | 13 | 18 | 31 | 87 | 79 | 42 | 14 | 4 | 8 | 11 | 15 | 27 | 11 |
| C22 | Jetra in intrahepatični vodi Liver and intrahepatic bile ducts | 229 | 32 | 0 | 0 | 1 | 20 | 2 | 9 | 0 | 0 | 0 | 0 | 0 | 0 | 0 |
| C23-C24 | Žolčnik in žolčevodi Gallbladder and biliary tract | 189 | 70 | 1 | 2 | 7 | 37 | 0 | 19 | 0 | 0 | 1 | 1 | 0 | 2 | 0 |
| C25 | Trebušna slinavka Pancreas | 427 | 96 | 0 | 0 | 7 | 54 | 0 | 35 | 0 | 0 | 0 | 0 | 0 | 0 | 0 |
| C32 | Grlo Larynx | 119 | 70 | 2 | 0 | 0 | 58 | 0 | 9 | 0 | 1 | 0 | 0 | 0 | 0 | 0 |
| C33-C34 | Sapnik, sapnici in pljuča Trachea, bronchus and lung | 1560 | 373 | 0 | 1 | 0 | 116 | 1 | 84 | 0 | 0 | 0 | 0 | 1 | 167 | 3 |
| C43 | Malignni melanom kože Malignant melanoma of skin | 604 | 595 | 63 | 40 | 30 | 123 | 42 | 90 | 23 | 23 | 28 | 5 | 23 | 85 | 20 |
| C44 | Druge maligne neoplazme kože Skin, excl. melanoma | 3603 | 3415 | 541 | 158 | 56 | 626 | 34 | 593 | 199 | 101 | 267 | 84 | 127 | 592 | 37 |
| C48-C49 | Vezivno in mehko tkivo Connective and soft tissue | 74 | 52 | 2 | 0 | 0 | 10 | 31 | 1 | 4 | 1 | 0 | 1 | 0 | 1 | 1 |
| C50 | Dojka Breast | 1520 | 1248 | 25 | 0 | 14 | 2 | 941 | 186 | 0 | 49 | 1 | 0 | 27 | 0 | 3 |
| C53 | Maternični vrat Cervix uteri | 108 | 58 | 2 | 0 | 0 | 28 | 3 | 5 | 2 | 0 | 6 | 1 | 2 | 0 | 9 |
| C54 | Maternično telo Corpus uteri | 351 | 314 | 23 | 7 | 3 | 147 | 42 | 43 | 13 | 6 | 8 | 2 | 10 | 0 | 10 |
| C56 | Jajčnik Ovary | 141 | 105 | 7 | 2 | 0 | 56 | 14 | 16 | 1 | 1 | 1 | 0 | 3 | 0 | 4 |
| C61 | Prostata Prostate | 1678 | 795 | 147 | 10 | 24 | 184 | 1 | 87 | 30 | 32 | 46 | 0 | 218 | 9 | 7 |
| C62 | Modo Testis | 86 | 85 | 13 | 0 | 10 | 38 | 0 | 13 | 1 | 3 | 5 | 0 | 2 | 0 | 0 |
| C64-C65 | Ledvica z ledvičnim mehonom Kidney with renal pelvis | 442 | 317 | 12 | 0 | 11 | 136 | 0 | 52 | 21 | 15 | 23 | 0 | 44 | 1 | 2 |
| C67 | Sečni mehur Bladder | 342 | 301 | 16 | 0 | 19 | 112 | 0 | 62 | 9 | 11 | 40 | 0 | 30 | 1 | 1 |
| C70-C72 | Centralni in avtonomni živčni sistem Central and autonomic nervous system | 168 | 147 | 0 | 0 | 0 | 107 | 0 | 38 | 0 | 0 | 0 | 0 | 0 | 0 | 2 |
| C73 | Ščitnica Thyroid gland | 194 | 180 | 6 | 0 | 0 | 18 | 135 | 10 | 0 | 0 | 0 | 0 | 0 | 6 | 5 |
| C81 | Hodgkinov limfom Hodgkin's lymphoma | 51 | 3 | 0 | 0 | 0 | 2 | 1 | 0 | 0 | 0 | 0 | 0 | 0 | 0 | 0 |
| C82-C85 | ne-Hodgkinovi limfomi non-Hodgkin's lymphoma | 424 | 40 | 1 | 0 | 2 | 17 | 8 | 6 | 0 | 0 | 2 | 0 | 0 | 2 | 2 |
| C90 | Difuzni plazmocitom in maligne neoplazme plazmatk Multiple myeloma and malignant plasma cell neoplasms | 142 | 4 | 0 | 0 | 0 | 2 | 0 | 2 | 0 | 0 | 0 | 0 | 0 | 0 | 0 |
| C91-C95 | Levkemije Leukaemias | 351 | 1 | 0 | 0 | 0 | 0 | 0 | 1 | 0 | 0 | 0 | 0 | 0 | 0 | 0 |

* Bolniki, ki so bili v okviru prvega zdravljenja operirani več kot enkrat, so vključeni le s prvo operacijo

Patients that underwent multiple surgery procedures in the course of first treatment were included with the first procedure only

** V posamezni ustanovi so operirali manj kot 30 bolnikov

Less than 30 patients were treated by surgery in individual institution

Tabela 9c:

Število bolnikov (brez primerov registriranih samo iz zdravniških poročil o vzroku smrti) v Sloveniji, zbolelih leta 2018, ki so v okviru prvega zdravljenja prejeli sistemsko zdravljenje*, po ustanovi zdravljenja.

Table 9c:

Number of patients (without cases registered from death certificates only) diagnosed in Slovenia in 2018, that were treated by systemic therapy during their first treatment* by treatment institution.

| Šifra MKB ICD code | Primarna lokacija Primary site | Število novih primerov Number of new cases | Število zdravljenih s sistemsko terapijo Number of treated systemic therapy | Splošna bolnišnica Celje | Univerzitetna klinika Golnik | Splošna bolnišnica Izola | Univerzitetni klinični center Ljubljana | Onkološki inštitut Ljubljana | Univerzitetni klinični center Maribor | Splošna bolnišnica Murska Sobota | Splošna bolnišnica Nova Gorica | Splošna bolnišnica Novo mesto | Splošna bolnišnica Slovenj Gradec | Zasebne ordinacije Private clinics | Ostale ustanove** Other institutions** |
|-----------------------|-----------------------------------------------------------------------------------------------------------------|-----------------------------------------------|--------------------------------------------------------------------------------------|--------------------------|------------------------------|--------------------------|--------------------------------------------|------------------------------|------------------------------------------|-------------------------------------|--------------------------------|-------------------------------|--------------------------------------|---------------------------------------|-------------------------------------------|
| C00–C96 | Vse lokacije All sites | 15864 | 4465 | 103 | 161 | 38 | 393 | 2673 | 839 | 20 | 79 | 30 | 82 | 24 | 23 |
| C00–C14 | Usta in žrelo Mouth and pharynx | 338 | 23 | 0 | 0 | 0 | 1 | 22 | 0 | 0 | 0 | 0 | 0 | 0 | 0 |
| C15 | Požiralnik Oesophagus | 102 | 34 | 0 | 0 | 0 | 0 | 32 | 2 | 0 | 0 | 0 | 0 | 0 | 0 |
| C16 | Želodec Stomach | 436 | 149 | 4 | 0 | 0 | 6 | 98 | 38 | 0 | 1 | 0 | 2 | 0 | 0 |
| C18 | Debelo črevo Colon | 842 | 199 | 13 | 0 | 0 | 5 | 120 | 48 | 1 | 1 | 0 | 11 | 0 | 0 |
| C19–C20 | Rektum in rektosigmoidna zveza Rectum and rectosigmoid junction | 497 | 194 | 1 | 0 | 0 | 5 | 165 | 22 | 0 | 0 | 0 | 1 | 0 | 0 |
| C22 | Jetra in intrahepatični vodi Liver and intrahepatic bile ducts | 229 | 47 | 0 | 0 | 0 | 35 | 2 | 10 | 0 | 0 | 0 | 0 | 0 | 0 |
| C23–C24 | Žolčnik in žolčevodi Gallbladder and biliary tract | 189 | 24 | 0 | 0 | 0 | 6 | 9 | 8 | 0 | 1 | 0 | 0 | 0 | 0 |
| C25 | Trebušna slinavka Pancreas | 427 | 142 | 3 | 0 | 0 | 44 | 43 | 44 | 0 | 1 | 0 | 5 | 0 | 2 |
| C32 | Grlo Larynx | 119 | 1 | 0 | 0 | 0 | 0 | 1 | 0 | 0 | 0 | 0 | 0 | 0 | 0 |
| C33–C34 | Sapnik, sapnici in pljuča Trachea, bronchus and lung | 1560 | 545 | 0 | 154 | 0 | 0 | 256 | 134 | 0 | 0 | 0 | 0 | 0 | 1 |
| C43 | Maligni melanom kože Malignant melanoma of skin | 604 | 37 | 0 | 0 | 0 | 0 | 37 | 0 | 0 | 0 | 0 | 0 | 0 | 0 |
| C44 | Druge maligne neoplazme kože Skin, excl. melanoma | 3603 | 22 | 4 | 0 | 0 | 2 | 4 | 12 | 0 | 0 | 0 | 0 | 0 | 0 |
| C48–C49 | Vezivno in mehko tkivo Connective and soft tissue | 74 | 24 | 0 | 0 | 0 | 3 | 20 | 1 | 0 | 0 | 0 | 0 | 0 | 0 |
| C50 | Dojka Breast | 1520 | 1366 | 33 | 0 | 10 | 0 | 931 | 319 | 0 | 41 | 0 | 26 | 0 | 6 |
| C53 | Maternični vrat Cervix uteri | 108 | 6 | 0 | 0 | 0 | 0 | 5 | 0 | 0 | 0 | 0 | 0 | 0 | 1 |
| C54 | Maternično telo Corpus uteri | 351 | 62 | 0 | 0 | 0 | 0 | 44 | 17 | 0 | 0 | 0 | 0 | 0 | 1 |
| C56 | Jajčnik Ovary | 141 | 92 | 0 | 0 | 0 | 0 | 73 | 19 | 0 | 0 | 0 | 0 | 0 | 0 |
| C61 | Prostata Prostate | 1678 | 411 | 24 | 0 | 25 | 49 | 147 | 63 | 11 | 23 | 16 | 29 | 19 | 5 |
| C62 | Modo Testis | 86 | 46 | 0 | 0 | 0 | 0 | 46 | 0 | 0 | 0 | 0 | 0 | 0 | 0 |
| C64–C65 | Ledvica z ledvičnim mehkom Kidney with renal pelvis | 442 | 33 | 0 | 0 | 0 | 3 | 23 | 6 | 0 | 1 | 0 | 0 | 0 | 0 |
| C67 | Sečni mehur Bladder | 342 | 56 | 0 | 0 | 0 | 3 | 37 | 12 | 1 | 1 | 0 | 2 | 0 | 0 |
| C70–C72 | Centralni in avtonomni živčni sistem Central and autonomic nervous system | 168 | 76 | 0 | 0 | 0 | 3 | 73 | 0 | 0 | 0 | 0 | 0 | 0 | 0 |
| C73 | Ščitnica Thyroid gland | 194 | 174 | 3 | 0 | 0 | 15 | 138 | 9 | 0 | 1 | 0 | 0 | 5 | 3 |
| C81 | Hodgkinov limfom Hodgkin's lymphoma | 51 | 45 | 0 | 0 | 0 | 5 | 40 | 0 | 0 | 0 | 0 | 0 | 0 | 0 |
| C82–C85 | Ne-Hodgkinovi limfomi Non-Hodgkin's lymphoma | 424 | 243 | 3 | 1 | 0 | 17 | 215 | 2 | 0 | 2 | 0 | 1 | 0 | 2 |
| C90 | Difuzni plazmocitom in maligne neoplazme plazmatk Multiple myeloma and malignant plasma cell neoplasms | 142 | 114 | 6 | 0 | 2 | 65 | 0 | 16 | 5 | 4 | 13 | 2 | 0 | 1 |
| C91–C95 | Levkemije Leukaemias | 351 | 137 | 7 | 0 | 0 | 99 | 6 | 19 | 2 | 2 | 1 | 0 | 0 | 1 |

* Bolniki, ki so v okviru prvega zdravljenja prejeli več kot eno vrsto sistemskega zdravljenja, so vključeni le enkrat
Patients that underwent multiple systemic treatments in the course of first treatment were included with the first treatment only

** V posamezni ustanovi so zdravili manj kot 10 bolnikov
Less than 10 patients were treated in individual institution

Breme najpogostejših rakov

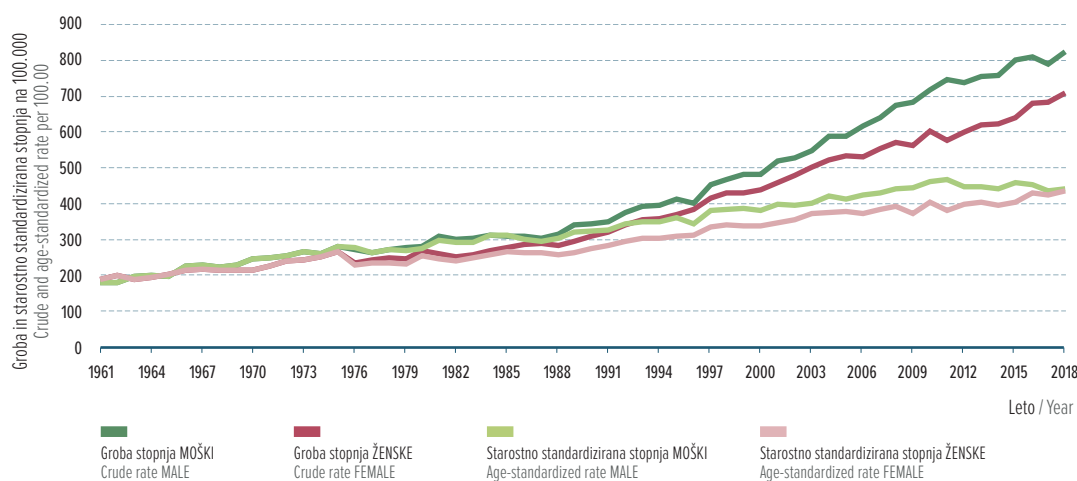
Cancer Fact Sheets

Vsi raki / All cancer sites (C00–C96)

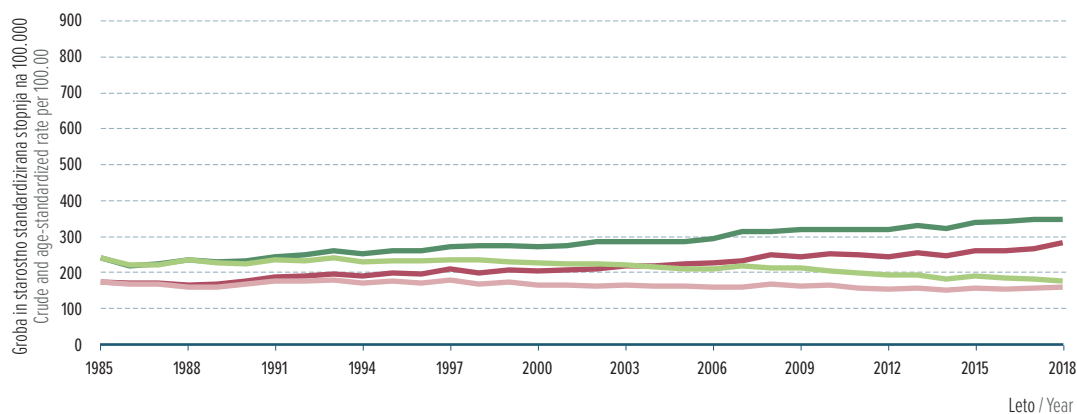
| INCIDENCA (povprečje v obdobju 2014–2018) / INCIDENCE (average during 2014–2018) | Moški / Male | Ženske / Female | Skupaj / All |
|--------------------------------------------------------------------------------------------------------------------------------------------|--------------|-----------------|--------------|
| Število novih primerov v enem letu / Number of new cases per year | 8161 | 6939 | 15100 |
| Tveganje raka do 75. leta starosti (KT) (%) / Risk of getting cancer before age 75 (CR) (%) | 38,2 | 29,1 | 33,5 |
| Groba incidenčna stopnja na 100.000 / Crude incidence rate per 100,000 | 796,3 | 667,1 | 731,2 |
| Starostno standardizirana incidenčna stopnja (SSS) na 100.000 (W) / Age-standardized incidence rate (ASR) per 100,000 (W) | 403,9 | 306,5 | 347,7 |
| Ocenjeni delež letne spremembe grobe inc. stopnje zadnjih 10 let (%) / Estimated annual change of crude incidence rate latest 10 years (%) | 1,85* | 2,46* | 2,14* |
| Ocenjeni delež letne spremembe SSS zadnjih 10 let (%) / Estimated annual change of ASR latest 10 years (%) | -0,36 | 1,4* | 0,51* |
| UMRLJIVOST (povprečje v obdobju 2014–2018) / MORTALITY (average during 2014–2018) | | | |
| Število smrti v enem letu / Number of deaths per year | 3496 | 2759 | 6255 |
| Tveganje smrti za rakom do 75. leta starosti (KT) (%) / Risk of dying from cancer before age 75 (CR) (%) | 15,5 | 9,6 | 12,4 |
| Groba umrljivostna stopnja na 100.000 / Crude mortality rate per 100,000 | 341,2 | 265,3 | 302,9 |
| Starostno standardizirana umrljivostna stopnja (SSS) na 100.000 (W) / Age-standardized mortality rate (ASR) per 100,000 (W) | 154,8 | 92,2 | 119,0 |
| Ocenjeni delež letne spremembe grobe umr. stopnje zadnjih 10 let (%) / Estimated annual change of crude mortality rate latest 10 years (%) | 1,07* | 1,28* | 1,17* |
| Ocenjeni delež letne spremembe SSS zadnjih 10 let (%) / Estimated annual change of ASR latest 10 years (%) | -1,73* | -0,3 | -1,06* |
| PREVALENCIA (na dan 31.12.2018) / PREVALENCE (on December 31, 2018) | | | |
| Število živih oseb z diagnozo raka ob koncu leta 2018 (prevalenca) / Persons living with cancer at the end of 2018 (prevalence) | 61021 | 69202 | 130223 |
| Število živih oseb z diagnozo raka na 100.000 (prevalenčna stopnja) / Number of persons living with cancer per 100,000 at the end of 2018 | 5923,0 | 6655,2 | 6290,8 |
| 1-letna prevalenca / 1-year prevalence | 7057 | 6315 | 13372 |
| 5-letna prevalenca / 5-year prevalence | 26782 | 24601 | 51383 |

* Statistično značilno / Statistically significant

Incidenca Incidence Slovenija 1961–2018



Umrljivost Mortality Slovenija 1985–2018

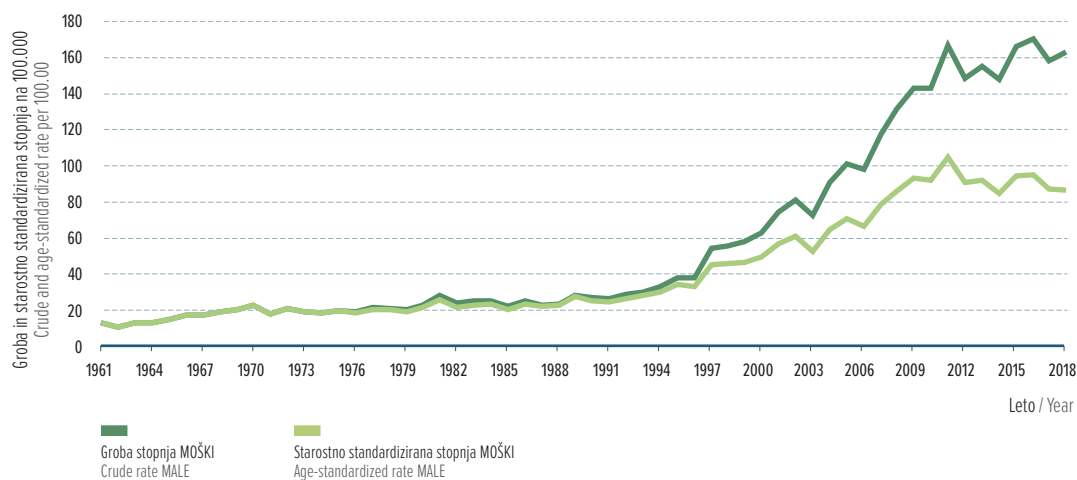


Prostata / Prostate (C61)

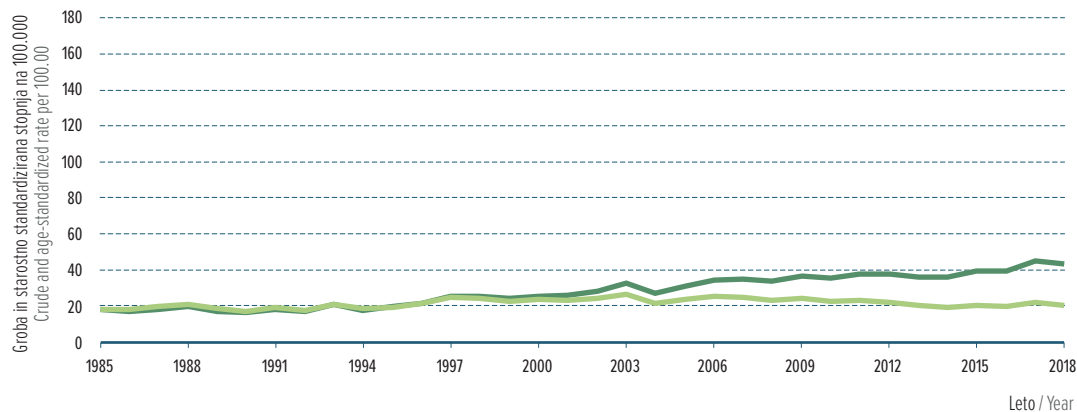
| INCIDENCA (povprečje v obdobju 2014–2018) / INCIDENCE (average during 2014–2018) | Moški / Male |
|--------------------------------------------------------------------------------------------------------------------------------------------|--------------|
| Število novih primerov v enem letu / Number of new cases per year | 1651 |
| Odstotek med vsemi raki (%) / Percentage of all cancers (%) | 20,2 |
| Mesto po pogostnosti med vsemi raki / Frequency rank among all cancers | 1. |
| Odstotek med vsemi raki razen kožnega (%) / Percentage of all cancers excl. non-melanoma skin (%) | 24,8 |
| Tveganje raka do 75. leta starosti (KT) (%) / Risk of getting cancer before age 75 (CR) (%) | 10,3 |
| Groba incidenčna stopnja na 100.000 / Crude incidence rate per 100,000 | 161,1 |
| Starostno standardizirana incidenčna stopnja (SSS) na 100.000 (W) / Age-standardized incidence rate (ASR) per 100,000 (W) | 78,6 |
| Ocenjeni delež letne spremembe grobe inc. stopnje zadnjih 10 let (%) / Estimated annual change of crude incidence rate latest 10 years (%) | 1,41* |
| Ocenjeni delež letne spremembe SSS zadnjih 10 let (%) / Estimated annual change of ASR latest 10 years (%) | -0,89 |
| UMRLJIVOST (povprečje v obdobju 2014–2018) / MORTALITY (average during 2014–2018) | |
| Število smrti v enem letu / Number of deaths per year | 419 |
| Odstotek med vsemi smrtmi zaradi raka (%) / Percentage of all cancer deaths (%) | 12,0 |
| Tveganje smrti za rakom do 75. leta starosti (KT) (%) / Risk of dying from cancer before age 75 (CR) (%) | 1,1 |
| Groba umrljivostna stopnja na 100.000 / Crude mortality rate per 100,000 | 40,9 |
| Starostno standardizirana umrljivostna stopnja (SSS) na 100.000 (W) / Age-standardized mortality rate (ASR) per 100,000 (W) | 15,3 |
| Ocenjeni delež letne spremembe grobe umr. stopnje zadnjih 10 let (%) / Estimated annual change of crude mortality rate latest 10 years (%) | 2,18* |
| Ocenjeni delež letne spremembe SSS zadnjih 10 let (%) / Estimated annual change of ASR latest 10 years (%) | -1,57* |
| PREVALENCIA (na dan 31.12.2018) / PREVALENCE (on December 31, 2018) | |
| Število živih oseb z diagnozo raka ob koncu leta 2018 (prevalenca) / Persons living with cancer at the end of 2018 (prevalence) | 15107 |
| Število živih oseb z diagnozo raka na 100.000 (prevalenčna stopnja) / Number of persons living with cancer per 100,000 at the end of 2018 | 1466,4 |
| 1-letna prevalenca / 1-year prevalence | 1588 |
| 5-letna prevalenca / 5-year prevalence | 7079 |

* Statistično značilno / Statistically significant

Incidenca Incidence Slovenija 1961–2018



Umrljivost Mortality Slovenija 1985–2018

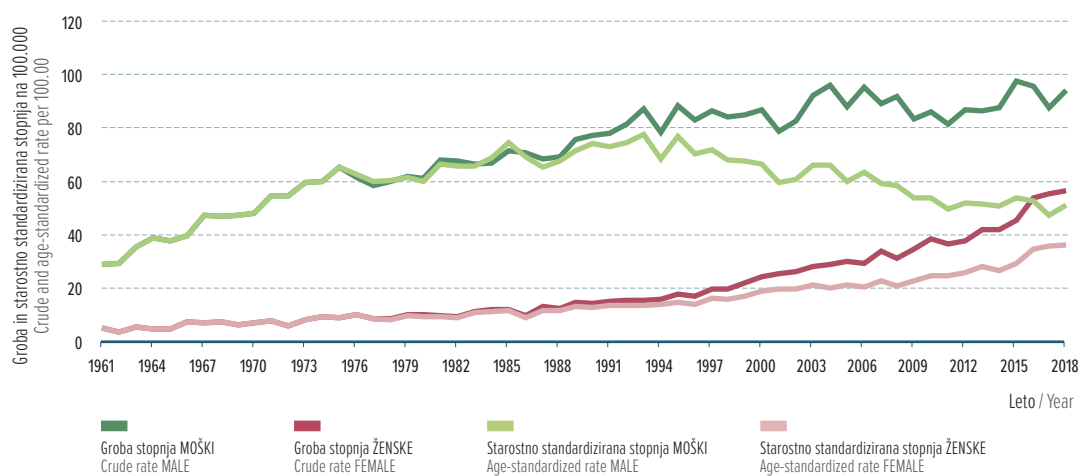


Pljuča in sapnik / Lung and trachea (C33, C34)

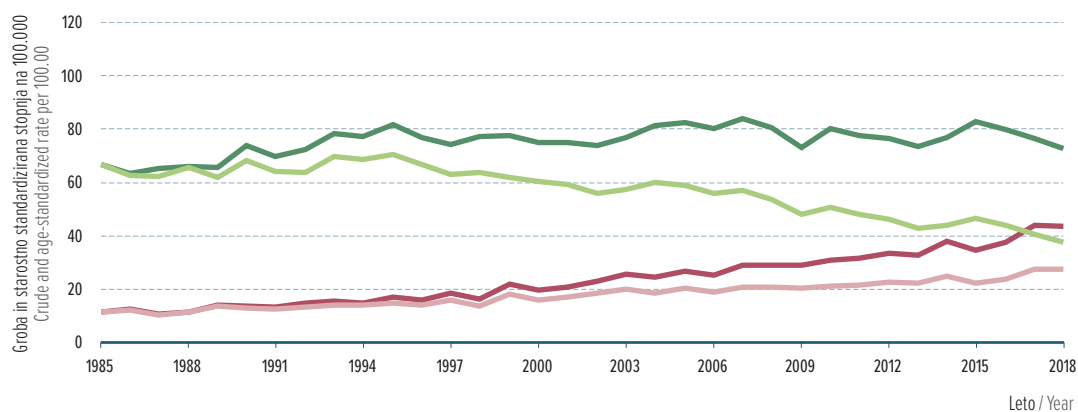
| INCIDENCA (povprečje v obdobju 2014–2018) / INCIDENCE (average during 2014–2018) | Moški / Male | Ženske / Female | Skupaj / All |
|--------------------------------------------------------------------------------------------------------------------------------------------|--------------|-----------------|--------------|
| Število novih primerov v enem letu / Number of new cases per year | 949 | 527 | 1475 |
| Odstotek med vsemi raki (%) / Percentage of all cancers (%) | 11,6 | 7,6 | 9,8 |
| Mesto po pogostosti med vsemi raki / Frequency rank among all cancers | 3. | 4. | 3. |
| Odstotek med vsemi raki razen kožnega (%) / Percentage of all cancers excl. non-melanoma skin (%) | 14,3 | 9,7 | 12,2 |
| Tveganje raka do 75. leta starosti (KT) (%) / Risk of getting cancer before age 75 (CR) (%) | 5,7 | 2,9 | 4,3 |
| Groba incidenčna stopnja na 100.000 / Crude incidence rate per 100,000 | 92,6 | 50,6 | 71,4 |
| Starostno standardizirana incidenčna stopnja (SSS) na 100.000 (W) / Age-standardized incidence rate (ASR) per 100,000 (W) | 46,0 | 22,7 | 33,3 |
| Ocenjeni delež letne spremembe grobe inc. stopnje zadnjih 10 let (%) / Estimated annual change of crude incidence rate latest 10 years (%) | 1,46* | 5,87* | 2,94* |
| Ocenjeni delež letne spremembe SSS zadnjih 10 let (%) / Estimated annual change of ASR latest 10 years (%) | -0,81 | 4,77* | 1,15* |
| UMRLJIVOST (povprečje v obdobju 2014–2018) / MORTALITY (average during 2014–2018) | | | |
| Število smrti v enem letu / Number of deaths per year | 798 | 412 | 1210 |
| Odstotek med vsemi smrtmi zaradi raka (%) / Percentage of all cancer deaths (%) | 22,8 | 14,9 | 19,3 |
| Tveganje smrti za rakom do 75. leta starosti (KT) (%) / Risk of dying from cancer before age 75 (CR) (%) | 4,6 | 2,0 | 3,3 |
| Groba umrljivostna stopnja na 100.000 / Crude mortality rate per 100,000 | 77,9 | 39,6 | 58,6 |
| Starostno standardizirana umrljivostna stopnja (SSS) na 100.000 (W) / Age-standardized mortality rate (ASR) per 100,000 (W) | 37,4 | 16,2 | 25,8 |
| Ocenjeni delež letne spremembe grobe umr. stopnje zadnjih 10 let (%) / Estimated annual change of crude mortality rate latest 10 years (%) | 0,03 | 4,54* | 1,5* |
| Ocenjeni delež letne spremembe SSS zadnjih 10 let (%) / Estimated annual change of ASR latest 10 years (%) | -2,29* | 3,39* | -0,32 |
| PREVALENCIA (na dan 31.12.2018) / PREVALENCE (on December 31, 2018) | | | |
| Število živih oseb z diagnozo raka ob koncu leta 2018 (prevalenca) / Persons living with cancer at the end of 2018 (prevalence) | 2212 | 1526 | 3738 |
| Število živih oseb z diagnozo raka na 100.000 (prevalenčna stopnja) / Number of persons living with cancer per 100,000 at the end of 2018 | 214,7 | 146,8 | 180,6 |
| 1-letna prevalenca / 1-year prevalence | 603 | 391 | 994 |
| 5-letna prevalenca / 5-year prevalence | 1434 | 1041 | 2475 |

* Statistično značilno / Statistically significant

Incidenca Incidence Slovenija 1961–2018



Umrljivost Mortality Slovenija 1985–2018

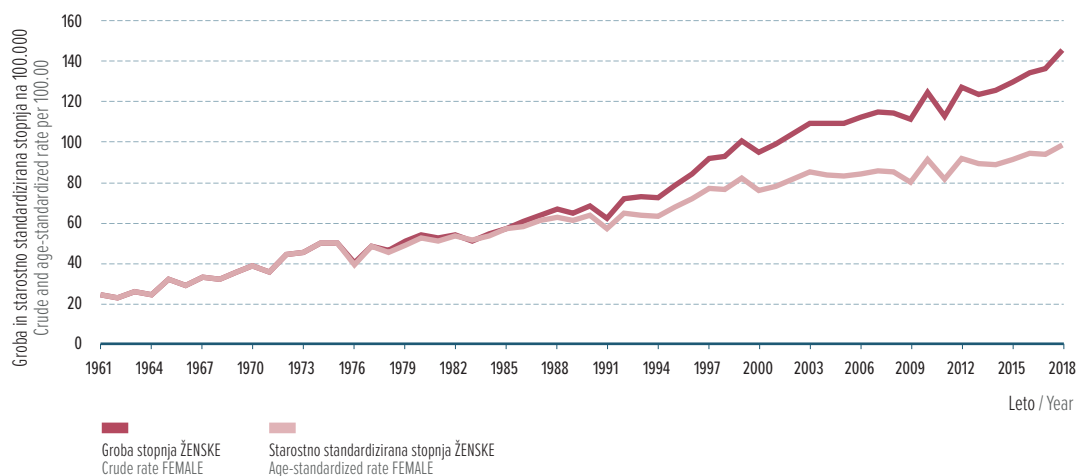


Dojka / Breast (C50)

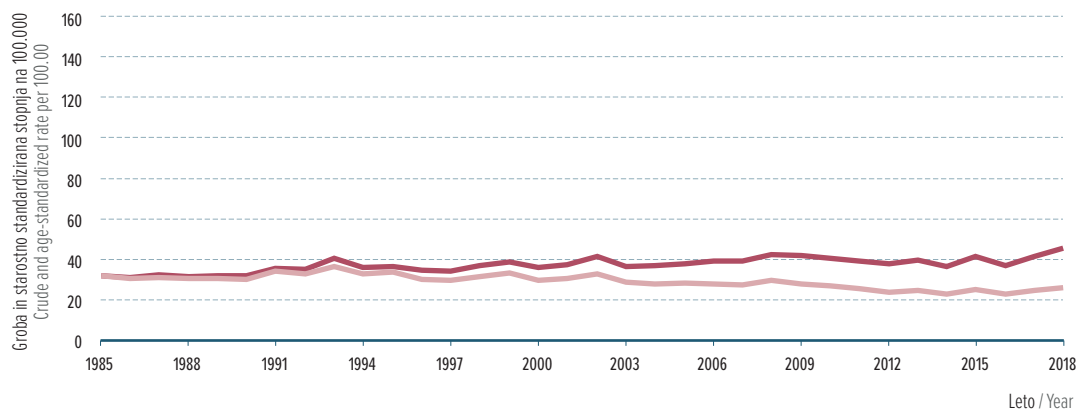
| INCIDENCA (povprečje v obdobju 2014–2018) / INCIDENCE (average during 2014–2018) | Ženske / Female |
|--------------------------------------------------------------------------------------------------------------------------------------------|-----------------|
| Število novih primerov v enem letu / Number of new cases per year | 1396 |
| Odstotek med vsemi raki (%) / Percentage of all cancers (%) | 20,1 |
| Mesto po pogostnosti med vsemi raki / Frequency rank among all cancers | 2. |
| Odstotek med vsemi raki razen kožnega (%) / Percentage of all cancers excl. non-melanoma skin (%) | 25,8 |
| Tveganje raka do 75. leta starosti (KT) (%) / Risk of getting cancer before age 75 (CR) (%) | 7,8 |
| Groba incidenčna stopnja na 100.000 / Crude incidence rate per 100,000 | 134,2 |
| Starostno standardizirana incidenčna stopnja (SSS) na 100.000 (W) / Age-standardized incidence rate (ASR) per 100,000 (W) | 71,6 |
| Ocenjeni delež letne spremembe grobe inc. stopnje zadnjih 10 let (%) / Estimated annual change of crude incidence rate latest 10 years (%) | 2,44* |
| Ocenjeni delež letne spremembe SSS zadnjih 10 let (%) / Estimated annual change of ASR latest 10 years (%) | 1,63* |
| UMRLJIVOST (povprečje v obdobju 2014–2018) / MORTALITY (average during 2014–2018) | |
| Število smrti v enem letu / Number of deaths per year | 420 |
| Odstotek med vsemi smrtmi zaradi raka (%) / Percentage of all cancer deaths (%) | 15,2 |
| Tveganje smrti za rakom do 75. leta starosti (KT) (%) / Risk of dying from cancer before age 75 (CR) (%) | 1,6 |
| Groba umrljivostna stopnja na 100.000 / Crude mortality rate per 100,000 | 40,4 |
| Starostno standardizirana umrljivostna stopnja (SSS) na 100.000 (W) / Age-standardized mortality rate (ASR) per 100,000 (W) | 14,7 |
| Ocenjeni delež letne spremembe grobe umr. stopnje zadnjih 10 let (%) / Estimated annual change of crude mortality rate latest 10 years (%) | 0,46 |
| Ocenjeni delež letne spremembe SSS zadnjih 10 let (%) / Estimated annual change of ASR latest 10 years (%) | -1,22 |
| PREVALENCA (na dan 31.12.2018) / PREVALENCE (on December 31, 2018) | |
| Število živih oseb z diagnozo raka ob koncu leta 2018 (prevalenca) / Persons living with cancer at the end of 2018 (prevalence) | 18571 |
| Število živih oseb z diagnozo raka na 100.000 (prevalenčna stopnja) / Number of persons living with cancer per 100,000 at the end of 2018 | 1786,0 |
| 1-letna prevalenca / 1-year prevalence | 1443 |
| 5-letna prevalenca / 5-year prevalence | 6158 |

* Statistično značilno / Statistically significant

Incidenca Incidence Slovenija 1961–2018



Umrljivost Mortality Slovenija 1985–2018

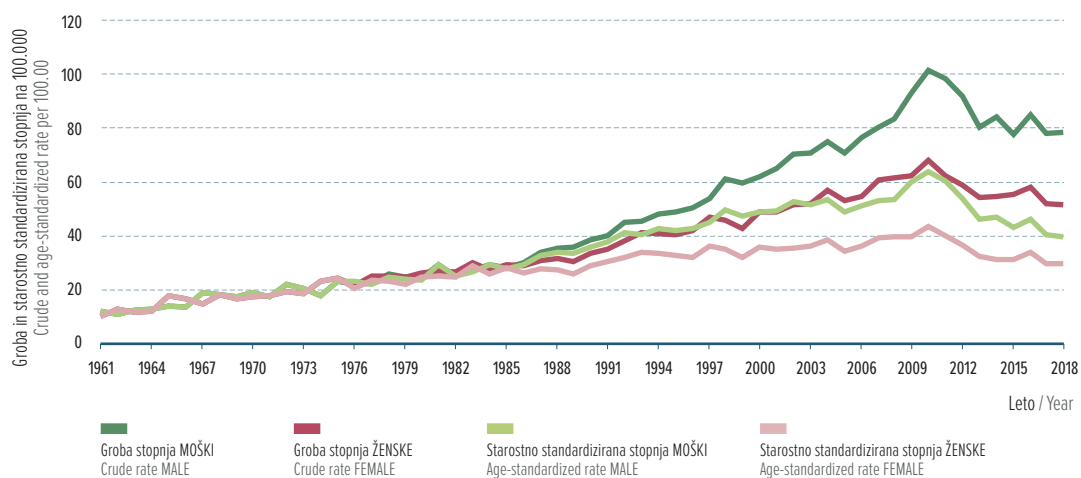


Debelo črevo in danka / Colon and rectum (C18–C20)

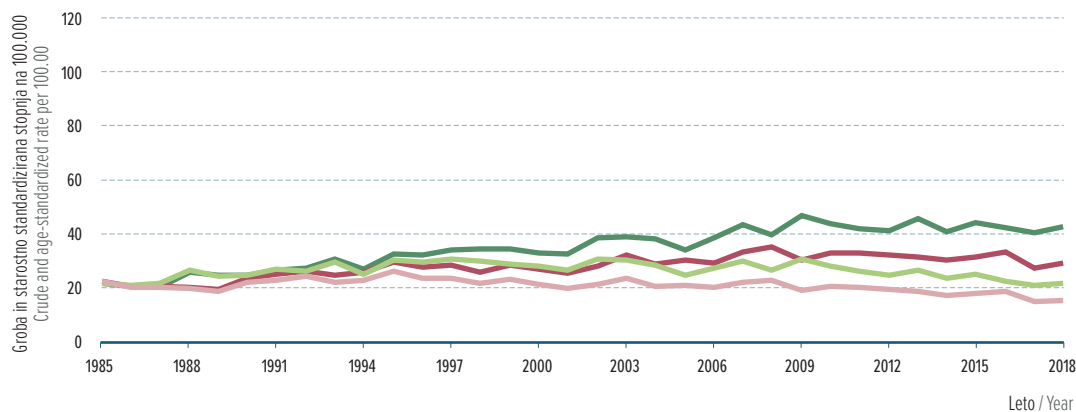
| INCIDENCA (povprečje v obdobju 2014–2018) / INCIDENCE (average during 2014–2018) | Moški / Male | Ženske / Female | Skupaj / All |
|--------------------------------------------------------------------------------------------------------------------------------------------|--------------|-----------------|--------------|
| Število novih primerov v enem letu / Number of new cases per year | 825 | 565 | 1390 |
| Odstotek med vsemi raki (%) / Percentage of all cancers (%) | 10,1 | 8,1 | 9,2 |
| Mesto po pogostnosti med vsemi raki / Frequency rank among all cancers | 4. | 3. | 5. |
| Odstotek med vsemi raki razen kožnega (%) / Percentage of all cancers excl. non-melanoma skin (%) | 12,4 | 10,4 | 11,5 |
| Tveganje raka do 75. leta starosti (KT) (%) / Risk of getting cancer before age 75 (CR) (%) | 4,6 | 2,5 | 3,5 |
| Groba incidenčna stopnja na 100.000 / Crude incidence rate per 100,000 | 80,5 | 54,3 | 67,3 |
| Starostno standardizirana incidenčna stopnja (SSS) na 100.000 (W) / Age-standardized incidence rate (ASR) per 100,000 (W) | 39,3 | 21,4 | 29,5 |
| Ocenjeni delež letne spremembe grobe inc. stopnje zadnjih 10 let (%) / Estimated annual change of crude incidence rate latest 10 years (%) | -2,74* | -2,48* | -2,63* |
| Ocenjeni delež letne spremembe SSS zadnjih 10 let (%) / Estimated annual change of ASR latest 10 years (%) | -5,17* | -3,96* | -4,65* |
| UMRLJIVOST (povprečje v obdobju 2014–2018) / MORTALITY (average during 2014–2018) | | | |
| Število smrti v enem letu / Number of deaths per year | 434 | 317 | 750 |
| Odstotek med vsemi smrtmi zaradi raka (%) / Percentage of all cancer deaths (%) | 12,4 | 11,5 | 12,0 |
| Tveganje smrti za rakom do 75. leta starosti (KT) (%) / Risk of dying from cancer before age 75 (CR) (%) | 1,9 | 0,9 | 1,4 |
| Groba umrljivostna stopnja na 100.000 / Crude mortality rate per 100,000 | 42,3 | 30,5 | 36,3 |
| Starostno standardizirana umrljivostna stopnja (SSS) na 100.000 (W) / Age-standardized mortality rate (ASR) per 100,000 (W) | 18,6 | 9,1 | 13,3 |
| Ocenjeni delež letne spremembe grobe umr. stopnje zadnjih 10 let (%) / Estimated annual change of crude mortality rate latest 10 years (%) | -0,76 | -1,05 | -0,88* |
| Ocenjeni delež letne spremembe SSS zadnjih 10 let (%) / Estimated annual change of ASR latest 10 years (%) | -3,61* | -3,25* | -3,36* |
| PREVALENCIA (na dan 31.12.2018) / PREVALENCE (on December 31, 2018) | | | |
| Število živih oseb z diagnozo raka ob koncu leta 2018 (prevalenca) / Persons living with cancer at the end of 2018 (prevalence) | 6802 | 5193 | 11995 |
| Število živih oseb z diagnozo raka na 100.000 (prevalenčna stopnja) / Number of persons living with cancer per 100,000 at the end of 2018 | 660,2 | 499,4 | 579,5 |
| 1-letna prevalenca / 1-year prevalence | 656 | 440 | 1096 |
| 5-letna prevalenca / 5-year prevalence | 2676 | 1790 | 4466 |

* Statistično značilno / Statistically significant

Incidenca Incidence Slovenija 1961–2018



Umrljivost Mortality Slovenija 1985–2018

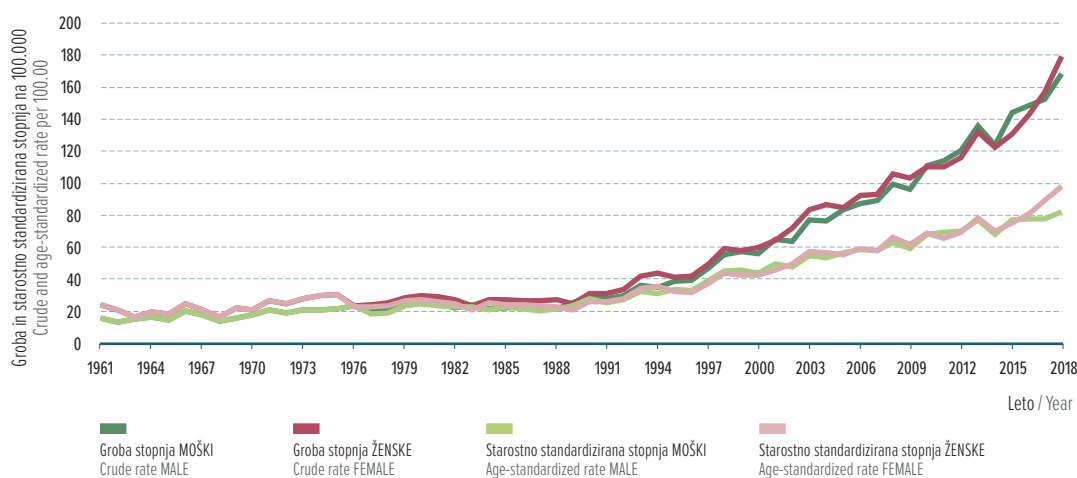


Koža, razen melanoma / Skin, non-melanoma (C44)

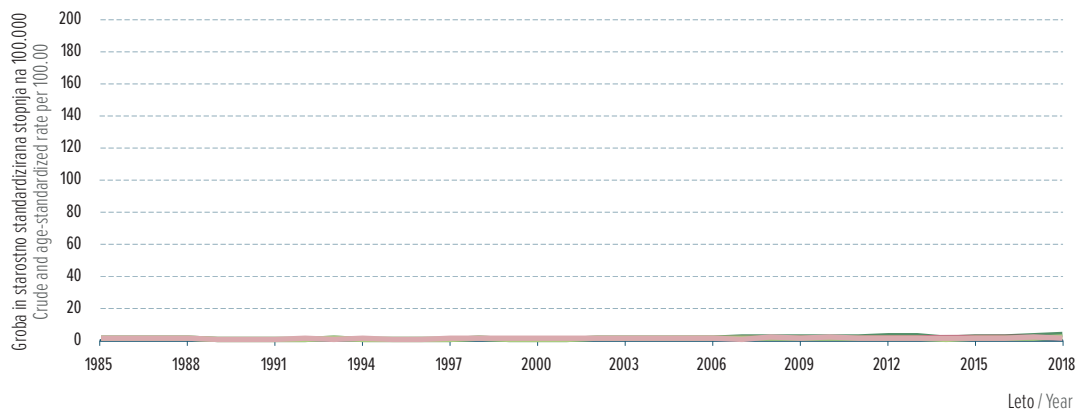
| INCIDENCA (povprečje v obdobju 2014–2018) / INCIDENCE (average during 2014–2018) | Moški / Male | Ženske / Female | Skupaj / All |
|--------------------------------------------------------------------------------------------------------------------------------------------|--------------|-----------------|--------------|
| Število novih primerov v enem letu / Number of new cases per year | 1512 | 1524 | 3036 |
| Odstotek med vsemi raki (%) / Percentage of all cancers (%) | 18,5 | 22,0 | 20,1 |
| Mesto po pogostnosti med vsemi raki / Frequency rank among all cancers | 2. | 1. | 1. |
| Odstotek med vsemi raki razen kožnega (%) / Percentage of all cancers excl. non-melanoma skin (%) | 22,7 | 28,2 | 25,2 |
| Tveganje raka do 75. leta starosti (KT) (%) / Risk of getting cancer before age 75 (CR) (%) | 7,4 | 6,1 | 6,7 |
| Groba incidenčna stopnja na 100.000 / Crude incidence rate per 100,000 | 147,5 | 146,5 | 147 |
| Starostno standardizirana incidenčna stopnja (SSS) na 100.000 (W) / Age-standardized incidence rate (ASR) per 100,000 (W) | 69,6 | 57,7 | 62,2 |
| Ocenjeni delež letne spremembe grobe inc. stopnje zadnjih 10 let (%) / Estimated annual change of crude incidence rate latest 10 years (%) | 5,63* | 5,65* | 5,64* |
| Ocenjeni delež letne spremembe SSS zadnjih 10 let (%) / Estimated annual change of ASR latest 10 years (%) | 2,99* | 4,55* | 3,82* |
| UMRLJIVOST (povprečje v obdobju 2014–2018) / MORTALITY (average during 2014–2018) | | | |
| Število smrti v enem letu / Number of deaths per year | 17 | 21 | 38 |
| Odstotek med vsemi smrtmi zaradi raka (%) / Percentage of all cancer deaths (%) | 0,5 | 0,8 | 0,6 |
| Tveganje smrti za rakom do 75. leta starosti (KT) (%) / Risk of dying from cancer before age 75 (CR) (%) | 0,03 | 0,01 | 0,02 |
| Groba umrljivostna stopnja na 100.000 / Crude mortality rate per 100,000 | 1,6 | 2,0 | 1,8 |
| Starostno standardizirana umrljivostna stopnja (SSS) na 100.000 (W) / Age-standardized mortality rate (ASR) per 100,000 (W) | 0,6 | 0,4 | 0,5 |
| Ocenjeni delež letne spremembe grobe umr. stopnje zadnjih 10 let (%) / Estimated annual change of crude mortality rate latest 10 years (%) | 3,82 | 3,69 | 3,88 |
| Ocenjeni delež letne spremembe SSS zadnjih 10 let (%) / Estimated annual change of ASR latest 10 years (%) | -0,18 | -0,52 | -1,22 |
| PREVALENCA (na dan 31.12.2018) / PREVALENCE (on December 31, 2018) | | | |
| Število živih oseb z diagnozo raka ob koncu leta 2018 (prevalenca) / Persons living with cancer at the end of 2018 (prevalence) | 15306 | 16829 | 32135 |
| Število živih oseb z diagnozo raka na 100.000 (prevalenčna stopnja) / Number of persons living with cancer per 100,000 at the end of 2018 | 1485,7 | 1618,5 | 1552,4 |
| 1-letna prevalenca / 1-year prevalence | 1702 | 1829 | 3531 |
| 5-letna prevalenca / 5-year prevalence | 6787 | 6970 | 13757 |

* Statistično značilno / Statistically significant

Incidenca Incidence Slovenija 1961–2018



Umrlijivost Mortality Slovenija 1985–2018

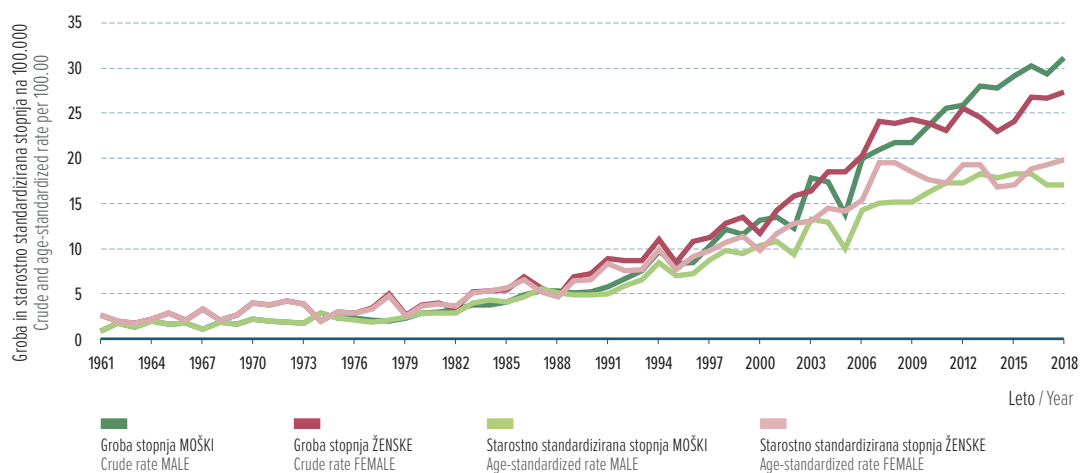


Kožni melanom / Malignant melanoma of skin (C43)

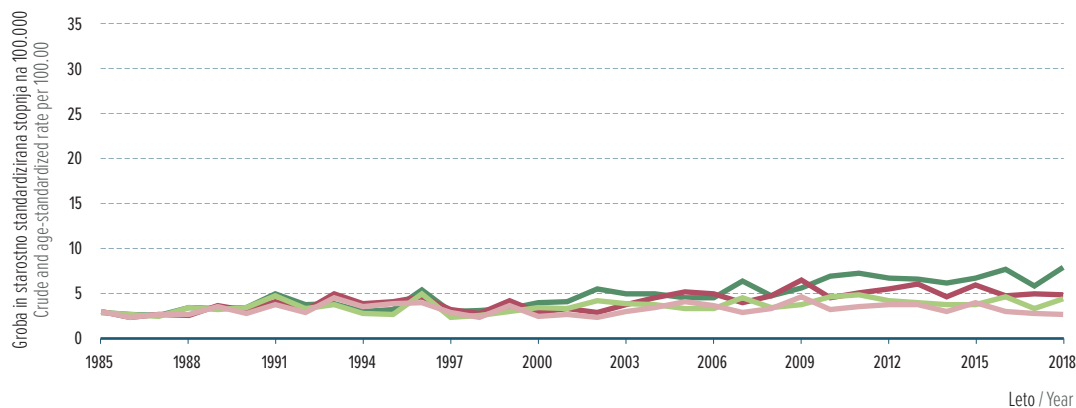
| INCIDENCA (povprečje v obdobju 2014–2018) / INCIDENCE (average during 2014–2018) | Moški / Male | Ženske / Female | Skupaj / All |
|--------------------------------------------------------------------------------------------------------------------------------------------|--------------|-----------------|--------------|
| Število novih primerov v enem letu / Number of new cases per year | 302 | 266 | 569 |
| Odstotek med vsemi raki (%) / Percentage of all cancers (%) | 3,7 | 3,8 | 3,8 |
| Mesto po pogostnosti med vsemi raki / Frequency rank among all cancers | 6. | 6. | 6. |
| Odstotek med vsemi raki razen kožnega (%) / Percentage of all cancers excl. non-melanoma skin (%) | 4,5 | 4,9 | 4,7 |
| Tveganje raka do 75. leta starosti (KT) (%) / Risk of getting cancer before age 75 (CR) (%) | 1,8 | 1,5 | 1,6 |
| Groba incidenčna stopnja na 100.000 / Crude incidence rate per 100,000 | 29,5 | 25,6 | 27,5 |
| Starostno standardizirana incidenčna stopnja (SSS) na 100.000 (W) / Age-standardized incidence rate (ASR) per 100,000 (W) | 16,4 | 14,6 | 15,2 |
| Ocenjeni delež letne spremembe grobe inc. stopnje zadnjih 10 let (%) / Estimated annual change of crude incidence rate latest 10 years (%) | 3,67* | 1,42* | 2,57* |
| Ocenjeni delež letne spremembe SSS zadnjih 10 let (%) / Estimated annual change of ASR latest 10 years (%) | 1,3 | 0,42 | 0,82* |
| UMRLJIVOST (povprečje v obdobju 2014–2018) / MORTALITY (average during 2014–2018) | | | |
| Število smrti v enem letu / Number of deaths per year | 70 | 52 | 122 |
| Odstotek med vsemi smrtmi zaradi raka (%) / Percentage of all cancer deaths (%) | 2,0 | 1,9 | 2,0 |
| Tveganje smrti za rakom do 75. leta starosti (KT) (%) / Risk of dying from cancer before age 75 (CR) (%) | 0,4 | 0,2 | 0,3 |
| Groba umrljivostna stopnja na 100.000 / Crude mortality rate per 100,000 | 6,9 | 5,0 | 5,9 |
| Starostno standardizirana umrljivostna stopnja (SSS) na 100.000 (W) / Age-standardized mortality rate (ASR) per 100,000 (W) | 3,4 | 2,0 | 2,6 |
| Ocenjeni delež letne spremembe grobe umr. stopnje zadnjih 10 let (%) / Estimated annual change of crude mortality rate latest 10 years (%) | 1,31 | -1,48 | -0,04 |
| Ocenjeni delež letne spremembe SSS zadnjih 10 let (%) / Estimated annual change of ASR latest 10 years (%) | -1,55 | -4,58* | -2,89* |
| PREVALENCIA (na dan 31.12.2018) / PREVALENCE (on December 31, 2018) | | | |
| Število živih oseb z diagnozo raka ob koncu leta 2018 (prevalenca) / Persons living with cancer at the end of 2018 (prevalence) | 3182 | 3854 | 7036 |
| Število živih oseb z diagnozo raka na 100.000 (prevalenčna stopnja) / Number of persons living with cancer per 100,000 at the end of 2018 | 308,9 | 370,6 | 339,9 |
| 1-letna prevalenca / 1-year prevalence | 307 | 284 | 591 |
| 5-letna prevalenca / 5-year prevalence | 1308 | 1208 | 2516 |

* Statistično značilno / Statistically significant

Incidenca Incidence Slovenija 1961–2018



Umrljivost Mortality Slovenija 1985–2018

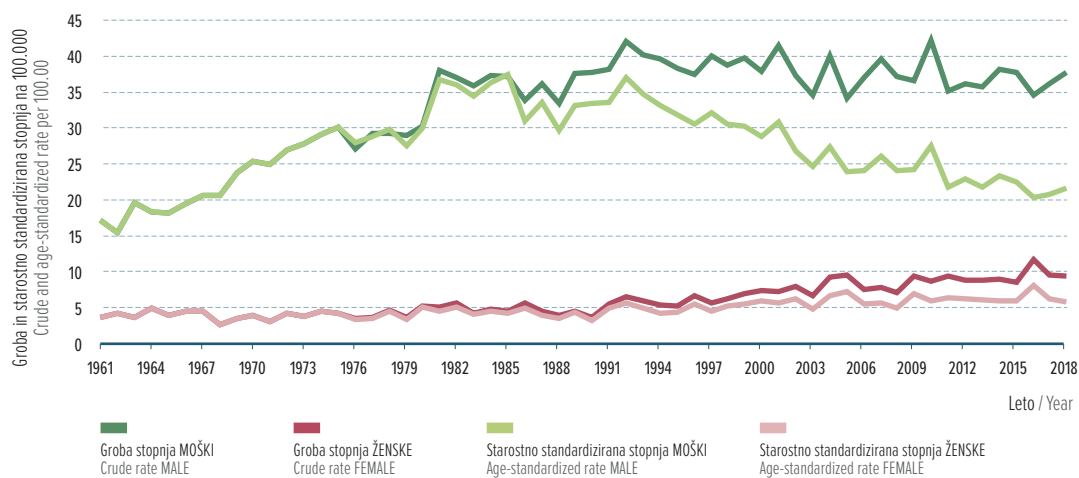


Glava in vrat / Head and neck (C00–C14, C30–C32)

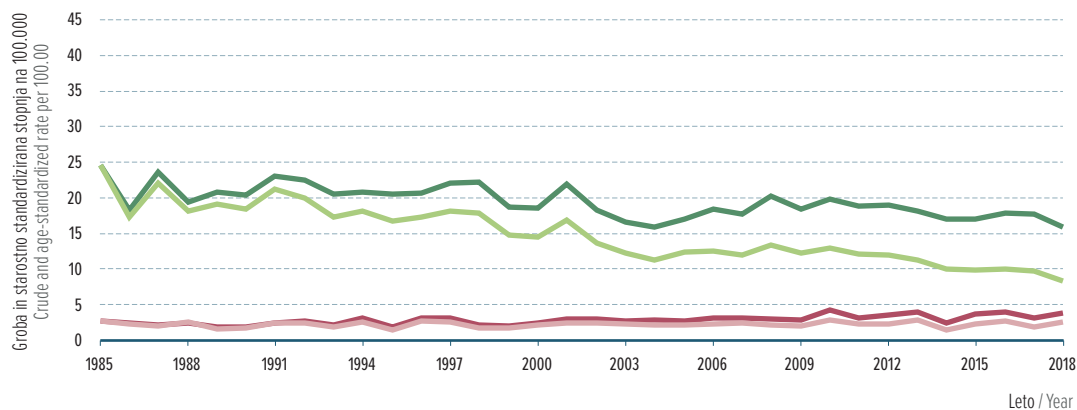
| INCIDENCA (povprečje v obdobju 2014–2018) / INCIDENCE (average during 2014–2018) | Moški / Male | Ženske / Female | Skupaj / All |
|--------------------------------------------------------------------------------------------------------------------------------------------|--------------|-----------------|--------------|
| Število novih primerov v enem letu / Number of new cases per year | 377 | 101 | 478 |
| Odstotek med vsemi raki (%) / Percentage of all cancers (%) | 4,6 | 1,4 | 3,2 |
| Mesto po pogostnosti med vsemi raki / Frequency rank among all cancers | 5. | 15. | 7. |
| Odstotek med vsemi raki razen kožnega (%) / Percentage of all cancers excl. non-melanoma skin (%) | 5,7 | 1,9 | 4,0 |
| Tveganje raka do 75. leta starosti (KT) (%) / Risk of getting cancer before age 75 (CR) (%) | 2,5 | 0,6 | 1,5 |
| Groba incidenčna stopnja na 100.000 / Crude incidence rate per 100,000 | 36,8 | 9,7 | 23,1 |
| Starostno standardizirana incidenčna stopnja (SSS) na 100.000 (W) / Age-standardized incidence rate (ASR) per 100,000 (W) | 20,2 | 4,9 | 12,3 |
| Ocenjeni delež letne spremembe grobe inc. stopnje zadnjih 10 let (%) / Estimated annual change of crude incidence rate latest 10 years (%) | -0,43 | 1,01 | -0,09 |
| Ocenjeni delež letne spremembe SSS zadnjih 10 let (%) / Estimated annual change of ASR latest 10 years (%) | -2,19* | -0,53 | -1,74* |
| UMRLJIVOST (povprečje v obdobju 2014–2018) / MORTALITY (average during 2014–2018) | | | |
| Število smrti v enem letu / Number of deaths per year | 176 | 36 | 212 |
| Odstotek med vsemi smrtmi zaradi raka (%) / Percentage of all cancer deaths (%) | 5,0 | 1,3 | 3,4 |
| Tveganje smrti za rakom do 75. leta starosti (KT) (%) / Risk of dying from cancer before age 75 (CR) (%) | 1,1 | 0,2 | 0,6 |
| Groba umrljivostna stopnja na 100.000 / Crude mortality rate per 100,000 | 17,2 | 3,5 | 10,3 |
| Starostno standardizirana umrljivostna stopnja (SSS) na 100.000 (W) / Age-standardized mortality rate (ASR) per 100,000 (W) | 8,9 | 1,5 | 5,0 |
| Ocenjeni delež letne spremembe grobe umr. stopnje zadnjih 10 let (%) / Estimated annual change of crude mortality rate latest 10 years (%) | -1,67* | 0,82 | -1,19 |
| Ocenjeni delež letne spremembe SSS zadnjih 10 let (%) / Estimated annual change of ASR latest 10 years (%) | -3,82* | 0,25 | -3,02* |
| PREVALENCA (na dan 31.12.2018) / PREVALENCE (on December 31, 2018) | | | |
| Število živih oseb z diagnozo raka ob koncu leta 2018 (prevalenca) / Persons living with cancer at the end of 2018 (prevalence) | 2684 | 939 | 3623 |
| Število živih oseb z diagnozo raka na 100.000 (prevalenčna stopnja) / Number of persons living with cancer per 100,000 at the end of 2018 | 260,5 | 90,3 | 175,0 |
| 1-letna prevalenca / 1-year prevalence | 336 | 90 | 426 |
| 5-letna prevalenca / 5-year prevalence | 1119 | 362 | 1481 |

* Statistično značilno / Statistically significant

Incidenca Incidence Slovenija 1961–2018



Umrljivost Mortality Slovenija 1985–2018

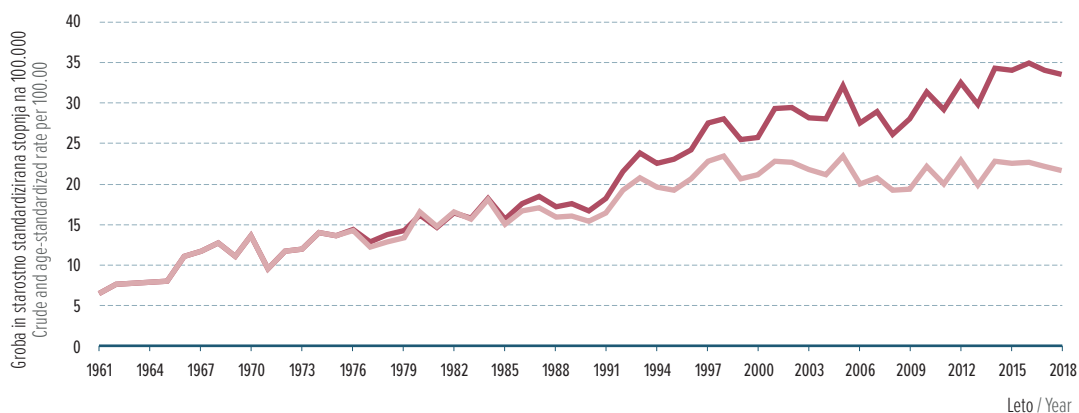


Maternično telo / Corpus uteri (C54)

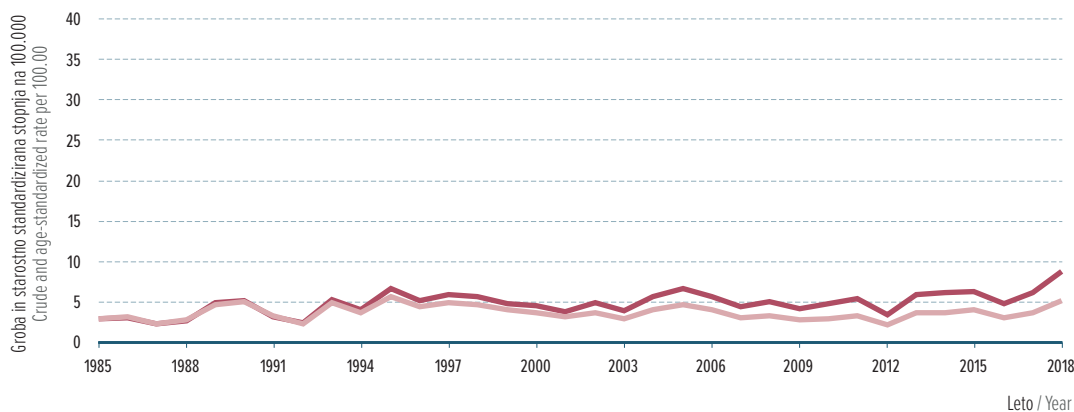
| INCIDENCA (povprečje v obdobju 2014–2018) / INCIDENCE (average during 2014–2018) | Ženske / Female |
|--------------------------------------------------------------------------------------------------------------------------------------------|-----------------|
| Število novih primerov v enem letu / Number of new cases per year | 356 |
| Odstotek med vsemi raki (%) / Percentage of all cancers (%) | 5,1 |
| Mesto po pogostnosti med vsemi raki / Frequency rank among all cancers | 5. |
| Odstotek med vsemi raki razen kožnega (%) / Percentage of all cancers excl. non-melanoma skin (%) | 6,6 |
| Tveganje raka do 75. leta starosti (KT) (%) / Risk of getting cancer before age 75 (CR) (%) | 2,0 |
| Groba incidenčna stopnja na 100.000 / Crude incidence rate per 100,000 | 34,2 |
| Starostno standardizirana incidenčna stopnja (SSS) na 100.000 (W) / Age-standardized incidence rate (ASR) per 100,000 (W) | 16,1 |
| Ocenjeni delež letne spremembe grobe inc. stopnje zadnjih 10 let (%) / Estimated annual change of crude incidence rate latest 10 years (%) | 2,06* |
| Ocenjeni delež letne spremembe SSS zadnjih 10 let (%) / Estimated annual change of ASR latest 10 years (%) | 1,08 |
| UMRLJIVOST (povprečje v obdobju 2014–2018) / MORTALITY (average during 2014–2018) | |
| Število smrti v enem letu / Number of deaths per year | 67 |
| Odstotek med vsemi smrtmi zaradi raka (%) / Percentage of all cancer deaths (%) | 2,4 |
| Tveganje smrti za rakom do 75. leta starosti (KT) (%) / Risk of dying from cancer before age 75 (CR) (%) | 0,3 |
| Groba umrljivostna stopnja na 100.000 / Crude mortality rate per 100,000 | 6,4 |
| Starostno standardizirana umrljivostna stopnja (SSS) na 100.000 (W) / Age-standardized mortality rate (ASR) per 100,000 (W) | 2,2 |
| Ocenjeni delež letne spremembe grobe umr. stopnje zadnjih 10 let (%) / Estimated annual change of crude mortality rate latest 10 years (%) | 6,08* |
| Ocenjeni delež letne spremembe SSS zadnjih 10 let (%) / Estimated annual change of ASR latest 10 years (%) | 5,96* |
| PREVALENCIA (na dan 31.12.2018) / PREVALENCE (on December 31, 2018) | |
| Število živih oseb z diagnozo raka ob koncu leta 2018 (prevalenca) / Persons living with cancer at the end of 2018 (prevalence) | 4845 |
| Število živih oseb z diagnozo raka na 100.000 (prevalenčna stopnja) / Number of persons living with cancer per 100,000 at the end of 2018 | 465,9 |
| 1-letna prevalenca / 1-year prevalence | 325 |
| 5-letna prevalenca / 5-year prevalence | 1434 |

* Statistično značilno / Statistically significant

Incidenca Incidence Slovenija 1961–2018



Umrlijivost Mortality Slovenija 1985–2018

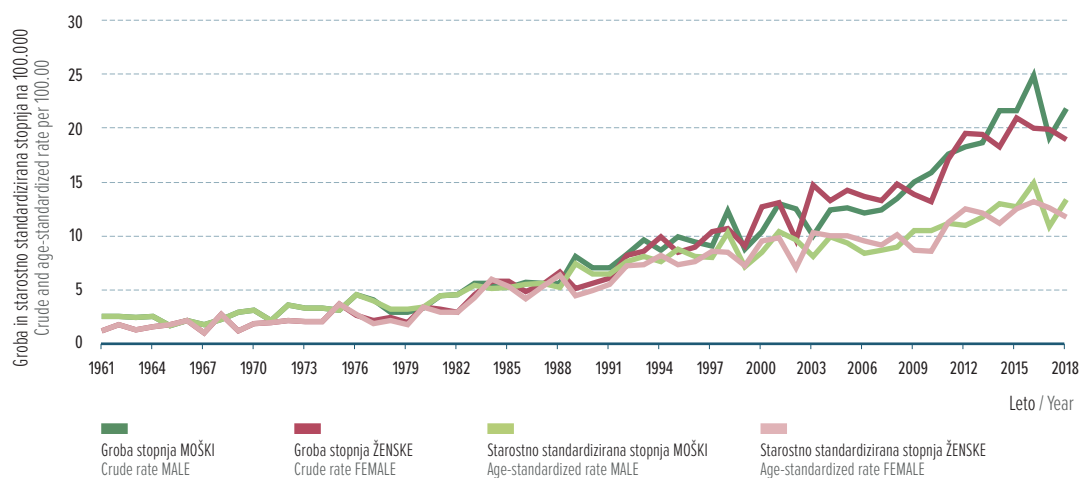


Ne-Hodgkinov limfom / Non-Hodgkin's lymphoma (C82–C85)

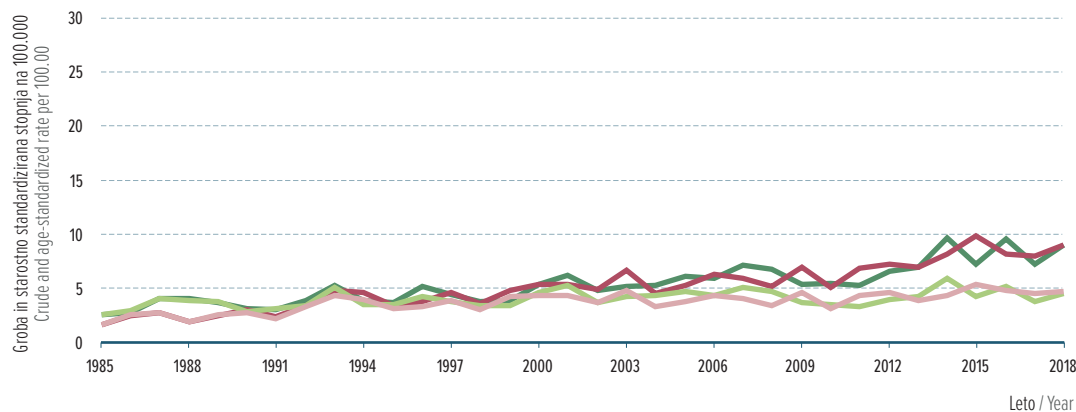
| INCIDENCA (povprečje v obdobju 2014–2018) / INCIDENCE (average during 2014–2018) | Moški / Male | Ženske / Female | Skupaj / All |
|--------------------------------------------------------------------------------------------------------------------------------------------|--------------|-----------------|--------------|
| Število novih primerov v enem letu / Number of new cases per year | 224 | 204 | 427 |
| Odstotek med vsemi raki (%) / Percentage of all cancers (%) | 2,7 | 2,9 | 2,8 |
| Mesto po pogostnosti med vsemi raki / Frequency rank among all cancers | 10. | 7. | 9. |
| Odstotek med vsemi raki razen kožnega (%) / Percentage of all cancers excl. non-melanoma skin (%) | 3,4 | 3,8 | 3,5 |
| Tveganje raka do 75. leta starosti (KT) (%) / Risk of getting cancer before age 75 (CR) (%) | 1,3 | 1,0 | 1,1 |
| Groba incidenčna stopnja na 100.000 / Crude incidence rate per 100,000 | 21,8 | 19,6 | 20,7 |
| Starostno standardizirana incidenčna stopnja (SSS) na 100.000 (W) / Age-standardized incidence rate (ASR) per 100,000 (W) | 11,8 | 8,7 | 10,1 |
| Ocenjeni delež letne spremembe grobe inc. stopnje zadnjih 10 let (%) / Estimated annual change of crude incidence rate latest 10 years (%) | 4,35* | 4,06* | 4,26* |
| Ocenjeni delež letne spremembe SSS zadnjih 10 let (%) / Estimated annual change of ASR latest 10 years (%) | 2,33 | 3,39* | 2,86* |
| UMRLJIVOST (povprečje v obdobju 2014–2018) / MORTALITY (average during 2014–2018) | | | |
| Število smrti v enem letu / Number of deaths per year | 88 | 90 | 178 |
| Odstotek med vsemi smrtmi zaradi raka (%) / Percentage of all cancer deaths (%) | 2,5 | 3,3 | 2,8 |
| Tveganje smrti za rakom do 75. leta starosti (KT) (%) / Risk of dying from cancer before age 75 (CR) (%) | 0,4 | 0,2 | 0,3 |
| Groba umrljivostna stopnja na 100.000 / Crude mortality rate per 100,000 | 8,5 | 8,7 | 8,6 |
| Starostno standardizirana umrljivostna stopnja (SSS) na 100.000 (W) / Age-standardized mortality rate (ASR) per 100,000 (W) | 3,8 | 2,5 | 3,1 |
| Ocenjeni delež letne spremembe grobe umr. stopnje zadnjih 10 let (%) / Estimated annual change of crude mortality rate latest 10 years (%) | 6,27* | 4,58* | 5,39* |
| Ocenjeni delež letne spremembe SSS zadnjih 10 let (%) / Estimated annual change of ASR latest 10 years (%) | 2,87 | 2,44 | 2,73 |
| PREVALENCIA (na dan 31.12.2018) / PREVALENCE (on December 31, 2018) | | | |
| Število živih oseb z diagnozo raka ob koncu leta 2018 (prevalenca) / Persons living with cancer at the end of 2018 (prevalence) | 1740 | 1706 | 3446 |
| Število živih oseb z diagnozo raka na 100.000 (prevalenčna stopnja) / Number of persons living with cancer per 100,000 at the end of 2018 | 168,9 | 164,1 | 166,5 |
| 1-letna prevalenca / 1-year prevalence | 188 | 161 | 349 |
| 5-letna prevalenca / 5-year prevalence | 726 | 662 | 1388 |

* Statistično značilno / Statistically significant

Incidenca Incidence Slovenija 1961–2018



Umrljivost Mortality Slovenija 1985–2018



Definicije kazalnikov in metod so podrobneje razložene na spletnem portalu SLORA:
<http://www.slora.si/definicije-kazalnikov-in-metod>.

- Incidenca** Število vseh na novo ugotovljenih primerov raka v točno določeni populaciji v enem koledarskem letu.
- Umrljivost** Število vseh umrlih za določeno boleznijo v točno določeni populaciji v enem koledarskem letu.
- Prevalenca** Število vseh bolnikov z določeno boleznijo, ki so bili živi na izbrani datum (ponavadi zadnji dan v letu). Glede na čas, kdaj so zboleli, ločimo:
- Celotna prevalenca upošteva vse bolnike z rakom ne glede na to, kdaj so zboleli.
 - Delna prevalenca upošteva tiste bolnike z rakom, ki so zboleli v točno določenem obdobju pred datumom izračuna. Na primer, v enoletno delno prevalenco so vključeni bolniki, ki so zboleli leto dni pred datumom izračuna ter so na ta datum še živi.
- Preživetje** Preživetje predstavlja delež bolnikov, ki so po izbranem obdobju od postavitve diagnoze še živi. V poročilu podajamo čisto preživetje, izračunano po metodi Pohar-Perme, ki ocenjuje preživetje bolnikov v primeru, da bi upoštevali kot vzrok smrti samo proučevanega raka (hipotetičen primer, v katerem ne umirajo zaradi drugih vzrokov smrti).
- Groba stopnja** Incidenca ali umrljivost, preračunani na velikost opazovane populacije. Običajno je izražena na 100.000 prebivalcev.
- Starostno standardizirana stopnja** Starostna standardizacija nam pove, kakšna bi bila groba stopnja v opazovani populaciji, če bi bila starostna struktura te populacije enaka kot je v standardni populaciji. Uporabljene so tri standardne populacije: svetovna (Segi 1961), evropska (Doll 1976) in slovenska standardna populacija (Popis 2002).
- Kumulativna stopnja** Kumulativna incidenčna ali umrljivostna stopnja je poseben primer neposredne starostne standardizacije, kjer je standardna populacija v vseh starostnih skupinah enaka in zato vrednost ni odvisna od izbora standarda. Kumulativna stopnja je približek za kumulativno tveganje.
- Kumulativno tveganje** Kumulativno tveganje izražamo v odstotkih in interpretiramo kot verjetnost posameznika, da zboli za rakom v izbranem starostnem obdobju (npr. do svojega 74. leta starosti), če ne umre prej zaradi drugih vzrokov.
- Ocena incidence** Ocena števila novih primerov za tekoče koledarsko leto 2020 je pripravljena z metodo po Dybi in Hakulinenu. V model so vključeni bolniki glede na obdobje diagnoze in starost ob diagnozi za zadnjih deset let, ko so podatki na voljo.

Definitions of indicators and methods are explained in detail on web portal SLORA:
<http://www.slora.si/en/definicije-kazalnikov-in-metod>.

Incidence Number of all newly diagnosed cancer cases that develop in a defined population in one calendar year.

Mortality Number of all patients who died because of certain disease in a defined population in one calendar year.

Prevalence Prevalence is the number of all patients with specific disease that are alive on a given date (usually the last day of the year). According to the time of diagnosis we distinguish:

- Lifetime prevalence is defined as the number of all persons ever diagnosed with cancer and being alive at a specific time date.
- Partial prevalence is the number of only those cancer patients, who were diagnosed with cancer within a defined period of time before the date of calculation. For example, one year partial prevalence includes patients diagnosed with cancer one year before the date of calculation.

Survival In groups of patients, survival represents the proportion of patients still alive after a selected period of time from diagnosis. The net survival calculated by Pohar-Perme method is given. It estimates patients' survival from cancer only (all other causes of death excluded).

Crude rate Incidence or mortality calculated per observed population, usually expressed per 100.000 population.

Age-standardized rate Age-standardization tells what the crude rate would be in observed population, if its age structure were the same as in standard population. For comparison we used three standard populations: World (Segi 1961), European (Doll 1976) and Slovenian standard population (Census 2002).

Cumulative rate The cumulative incidence or mortality rate is a special form of direct age standardization with the same standard population size in each age group. Thus, it avoids the arbitrary choice of standard population. Cumulative rate is an approximation for the cumulative risk.

Cumulative risk Cumulative risk is expressed in percentages and interpreted as the risk an individual would have of developing the disease in question during a certain age range (e.g. up to the age of 74), if there were no other causes of death.

Estimation of incidence Estimation of cancer cases in present calendar year 2020 is calculated by the Dyba and Hakulinen method. This model includes patients according to the period of diagnosis and their age at diagnosis for the last ten registered years.

