



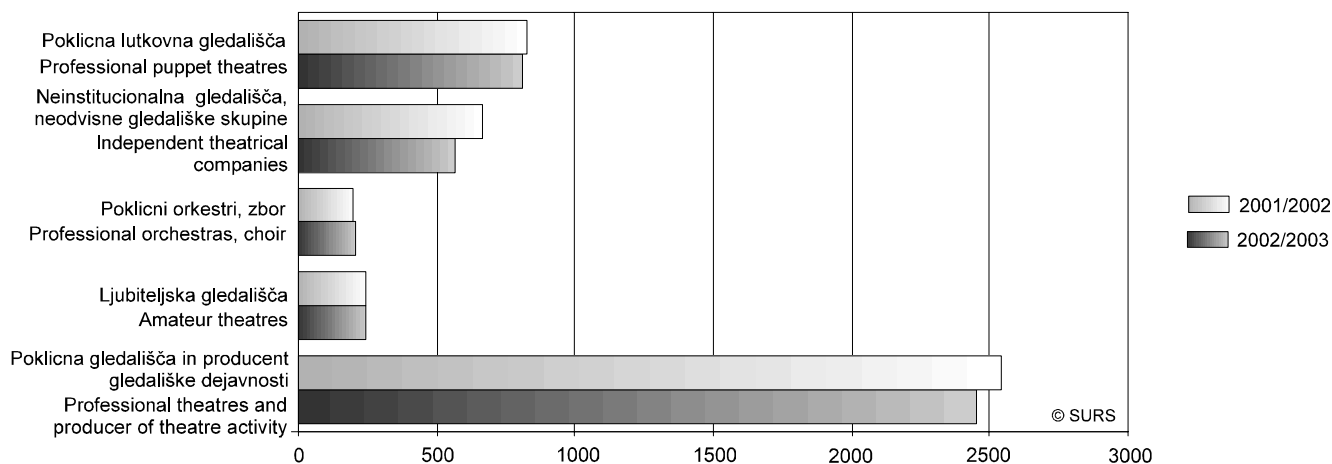
GLEDALIŠKA IN GLASBENA DEJAVNOST, SLOVENIJA, 2001/2002 IN 2002/2003

THEATRICAL AND MUSICAL ACTIVITY, SLOVENIA, 2001/2002 AND 2002/2003

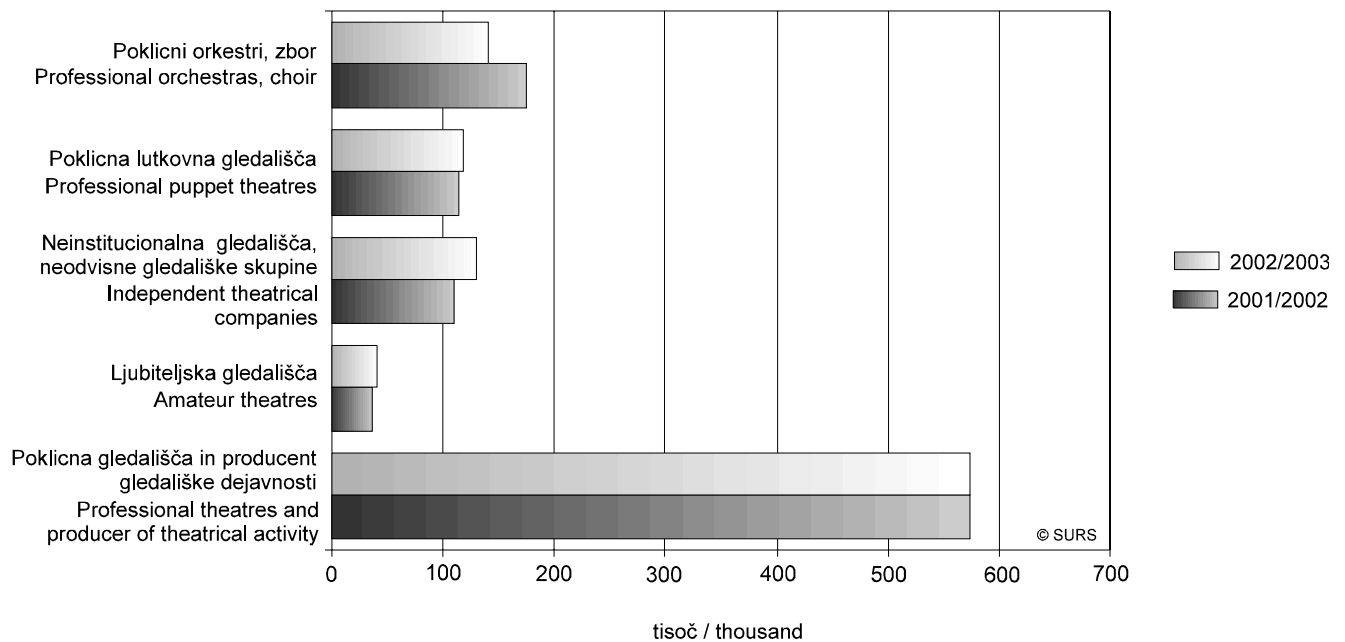
- ▶ V gledališki sezoni 2001/2002 so vsa gledališča in producent gledališke dejavnosti pripravili 307 uprizoritev, odigrali pa 4073 predstav in teh si je ogledalo 834 tisoč obiskovalcev. V sezoni 2002/2003 so pripravili za 7,2 % več uprizoritev in odigrali za 5,4 % več predstav, število obiskovalcev pa se je v tem obdobju povečalo za 3,4 %.
- ▶ Na gostovanjih so v gledališki sezoni 2001/2002 odigrali 1414 predstav (34,7 % od vseh predstav), v sezoni 2002/2003 pa 1566 (ali 36,5 % od vseh predstav). V sezoni 2001/2002 si jih je ogledalo 330 tisoč obiskovalcev, v naslednji sezoni pa približno za 7,6 % več.
- ▶ 131 uprizoritev od vseh 307 uprizoritev v gledališki sezoni 2001/2002, to je 42,7 %, je nastalo na podlagi del domačih avtorjev, v naslednji sezoni, 2002/2003, pa je bilo med 329 uprizoritvami 38 % domačih del.
- ▶ Poklicni orkestri, filharmonija in zbor so imeli v koncertni sezoni 2001/2002 204 koncerte, v sezoni 2002/03 pa 196 koncertov, to je za 4 % manj.
- ▶ V naših gledališčih je v sezoni 2001/2002 gostovalo 330 gledališč in gledaliških skupin, od tega je bilo 24,8 % gostovanj iz tujine. Prikazali so 500 predstav, to je za 3 % predstav manj kot v prejšnji sezoni. V sezoni 2002/2003 je v naših gledališčih gostovalo 351 gledališč in gledaliških skupin (29,6 % iz iz tujine). Prikazanih je bilo 599 predstav.
- ▶ In the 2001/2002 theatrical season all theatres and the producer of theatrical activity had 307 productions, they performed 4,073 times and had registered attendance of 834,000. In the 2002/2003 theatrical season the number of productions increased by 7.2%, the number of performances by 5.4% and attendance by 3.4%.
- ▶ In the 2001/2002 theatrical season 1,414 or 34.7% and in the 2002/2003 season 1,566 or 36.5% of all performances were staged on tour. In the 2001/2002 theatrical season these performances were attended by 330,000 theatergoers and in 2002/2003 by 7.6% more.
- ▶ Among 307 performances in the 2001/2002 theatrical season, 131 domestic performances were staged, which is 42.7% of all performances. In the next year among the 329 performances there were 38% of domestic performances.
- ▶ In the 2001/2002 concert season professional orchestras, the Philharmonic Society and choir had 204 concerts. In the next year the number of concerts decreased by 4% to 196.
- ▶ In the 2001/2002 theatrical season there were 330 performances on tours in Slovenia, of these 24.8% from abroad. They had 500 performances, which is 3% less than in the previous year. In the 2002/2003 theatrical season there were 351 theatres and companies on tour, of which 29.6% were from abroad. There were 599 performances.

Slika 1: Predstave gledališč in producenta ter poklicnih orkestrrov in zbora, Slovenija, 2001/02 in 2002/03

Chart 1: Performances of theatres, producer, professional orchestras and choir, Slovenia, 2001/02 and 2002/03



Slika 2: Obiskovalci gledališč, producenta ter poklicnih orkestrrov in zbora, Slovenija, 2001/02 in 2002/03
Chart 2: Attendance in theatres, producer, professional orchestras and choir, Slovenia, 2001/02 and 2002/03



1. Gledališka in glasbena dejavnost, Slovenija, 2001/2002 in 2002/2003
Theatrical and musical activity, Slovenia, 2001/2002 and 2002/2003

	Gledališča, producent, poklicni orkestri in zbor Theatres, producer, professional orchestras and choir					Poklicni orkestri, zbor Professional orchestras, choir	
	skupaj total	poklicna gledališča in producent gledališke dejavnosti professional theatres and producer of theatrical activity	poklicna lutkovna gledališča professional puppet theatres	neinstitucionalna gledališča, neodvisne gledališke skupine independent theatrical companies	ljubiteljska gledališča amateur theatres		
2001/2002							
Gledališča, producent, orkestri in zbor	38	17	2	10	3	6	Number of theatres, producer, orchestras and choir
Sedeži v dvorani	10352	7532	644	1495	681	...	Seats in the halls
Uprizoritve oziroma izvedena dela - skupaj	1186	189	40	55	23	879	Performance productions, plays - total
- od tega domača dela	519	54	24	44	9	388	of these domestic plays
Predstave in koncerti - skupaj	4277	2451	811	569	242	204	Performances and concerts - total
- od tega na gostovanjih	1496	775	228	354	57	82	of these on tours
Obiskovalci - skupaj	1009279	574721	113054	110501	36013	174990	Attendance - total
- od tega na gostovanjih	390271	207683	41530	70466	10372	60220	of these on tours
Obiskovalci na eno predstavo	1575	234	139	194	149	858	Attendance per one performance
Obiskovalci na tisoč prebivalcev	494	293	58	36	18	89	Attendance per thousand inhabitants
Zaposleno osebje za nedol. in dol. čas s polnim del. časom	1535	1086	58	11	17	363	Persons in full-time employment
- od tega umetniki	596	555	36	5	0	...	of these artists
Ljubiteljski umetniški izvajalci	51	13	0	8	30	-	Non-professional artists

1. Gledališka in glasbena dejavnost, Slovenija, 2001/2002 in 2002/2003 (nadaljevanje)
Theatrical and musical activity, Slovenia, 2001/2002 and 2002/2003 (continued)

	Gledališča, producent, poklicni orkestri in zbor Theatres, producer, professional orchestras and choir					Poklicni orkestri, zbor Professional orchestras, choir	
	skupaj total	poklicna gledališča in producent gledališke dejavnosti professional theatres and producer of theatrical activity	poklicna lutkovna gledališča professional puppet theatres	neinstitucionalna gledališča, neodvisne gledališke skupine independent theatrical companies	ljubiteljska gledališča amateur theatres		
2002/2003							
Gledališča, producent, orkestri in zbor	38	18	2	9	3	6	Number of theatres, producer, orchestras and choir
Sedeži v dvorani	8300	6376	574	669	681	...	Seats in the halls
Uprizoritve oziroma izvedena dela - skupaj	1032	208	40	54	27	703	Performance productions, plays - total
- od tega domača dela	483	51	21	41	12	358	of these domestic plays
Predstave in koncerti - skupaj	4491	2558	828	662	247	196	Performances and concerts - total
- od tega na gostovanjih	1644	804	264	422	76	78	of these on tours
Obiskovalci - skupaj	1003899	573340	118637	129967	40892	141063	Attendance - total
- od tega na gostovanjih	407305	205097	47253	87605	15375	51975	of these on tours
Obiskovalci na eno predstavo	224	224	143	196	166	720	Attendance per one performance
Obiskovalci na tisoč prebivalcev	511	292	60	66	21	72	Attendance per thousand inhabitants
Zaposleno osebje za nedol. in dol. čas s polnim del. časom	1623	1171	60	9	16	367	Persons in full-time employment
- od tega umetniki	611	583	26	2	0	...	of these artists
Ljubiteljski umetniški izvajalci	90	20	0	7	63	-	Non-professional artists
Indeks uprizoritvev $\frac{2002/03}{2001/02}$	87,0	110,1	100,0	98,2	117,4	80,0	Indices of productions $\frac{2002/03}{2001/02}$
Indeks predstav $\frac{2002/03}{2001/02}$	105,0	104,4	102,1	116,3	102,1	96,1	Indices of performances $\frac{2002/03}{2001/02}$
Indeks obiskovalcev $\frac{2002/03}{2001/02}$	99,5	99,8	104,9	117,6	113,5	80,6	Indices of attendance $\frac{2002/03}{2001/02}$

2. Koncerti poklicnih orkestrrov in zbora in obiskovalci teh prireditvev, Slovenija, 2001/2002 in 2002/2003
Concerts of professional orchestras and choir and attendance, Slovenia, 2001/2002 and 2002/2003

Poklicni orkestri in zbor Professional orchestras and choir	Skupaj Total	V kraju orkestra In the place of orchestra	Na gostovanjih On tours			Od tega delni nastopi na akademijah in drugih prireditvah Of these partial appearance on other performances
			skupaj total	po Sloveniji in Slovenija	po tujini abroad	
Koncerti / Concerts						
2001/2002	204	122	82	58	24	259
2002/2003	196	118	78	46	32	253
Obiskovalci / Attendance						
2001/2002	174990	112270	60220	38230	21990	58200
2002/2003	141063	88088	51975	24980	26995	91865

3. Uprizoritve po izvajalcih in po avtorju dela ter vrsti izvedbe in kraju izvedbe, Slovenija, 2001/2002 in 2002/2003

Performance productions by author of play, type of performance and place, by performers, Slovenia, 2001/2002 and 2002/2003

Izvajalci	Uprizoritve skupaj Performance productions, plays total	Po avtorju dela By author of play		Po vrsti izvedbe By type of performance		Po kraju izvedbe By place of performance		Performers
		domača domestic	tuja foreign	krsne uprizoritve, nove postavitve new productions	ponovitve iz prejšnjih gledaliških sezon hold-overs from previous seasons	v stalni dvorani on permanent stage	na gostovanju on tours	

Uprizoritve / Performance productions, plays

2001/2002

Poklicna gledališča in producent gledališke dejavnosti	189	54	135	91	98	171	125	Professional theatres and producer of theatre activity
Poklicna lutkovna gledališča	40	24	16	12	28	37	29	Professional puppet theatres
Neinstitucionalna gledališča, neodvisne gledališke skupine	55	44	11	29	26	27	44	Independent theatre companies
Ljubiteljska gledališča	23	9	14	11	12	22	11	Amateur theatres
Skupaj	307	131	176	143	164	257	209	Total

2002/2003

Poklicna gledališča in producent gledališke dejavnosti	208	51	157	96	112	189	144	Professional theatres and producer of theatre activity
Poklicna lutkovna gledališča	40	21	19	13	27	37	26	Professional puppet theatres
Neinstitucionalna gledališča, neodvisne gledališke skupine	54	41	13	25	29	29	46	Independent theatre companies
Ljubiteljska gledališča	27	12	15	13	14	26	17	Amateur theatres
Skupaj	329	125	204	147	182	281	233	Total

4. Gledališke predstave po izvajalcih in po avtorju dela ter vrsti izvedbe in kraju izvedbe, Slovenija, 2001/2002 in 2002/2003

Performances by author of play, type of performance and place, by performers, Slovenia, 2001/2002 and 2002/2003

Izvajalci	Predstave skupaj Performance productions, plays total	Po avtorju dela By author of play		Po vrsti izvedbe By type of performance		Po kraju izvedbe By place of performance		Performers
		domača domestic	tuja foreign	krsne uprizoritve, nove postavitve new productions	ponovitve iz prejšnjih gledaliških sezon hold-overs from previous seasons	v stalni dvorani on permanent stage	na gostovanju on tours	

Predstave / Performances

2001/2002

Poklicna gledališča in producent gledališke dejavnosti	2451	759	1692	1349	1102	1676	775	Professional theatres and producer of theatre activity
Poklicna lutkovna gledališča	811	350	461	309	502	583	228	Professional puppet theatres
Neinstitucionalna gledališča, neodvisne gledališke skupine	569	347	222	221	348	215	354	Independent theatre companies
Ljubiteljska gledališča	242	109	133	130	112	185	57	Amateur theatres
Skupaj	4073	1565	2508	2009	2064	2659	1414	Total

2002/2003

Poklicna gledališča in producent gledališke dejavnosti	2558	616	1942	1499	1059	1754	804	Professional theatres and producer of theatre activity
Poklicna lutkovna gledališča	828	505	323	381	447	564	264	Professional puppet theatres
Neinstitucionalna gledališča, neodvisne gledališke skupine	662	377	285	342	320	240	422	Independent theatre companies
Ljubiteljska gledališča	247	119	128	126	121	171	76	Amateur theatres
Skupaj	4295	1617	2678	2348	1947	2729	1566	Total

5. Obiskovalci gledaliških prireditev po izvajalcih in po avtorju dela ter vrsti izvedbe in kraju izvedbe, Slovenija, 2001/2002 in 2002/2003
Attendance by author of play, type of performance and place, by performers, Slovenia, 2001/2002 and 2002/2003

Izvajalci	Obiskovalci skupaj Attendance total	Po avtorju dela By author of play		Po vrsti izvedbe By type of performance		Po kraju izvedbe By place of performance		Performers
		domača domestic	tuja foreign	krsne uprizoritve, nove postavitve new productions	ponovitve iz prejšnjih gledaliških sezon hold-overs from previous seasons	v stalni dvorani on permanent stage	na gostovanju on tours	

Obiskovalci / Attendance

2001/2002

Poklicna gledališča in producent gledališke dejavnosti	574721	165267	409454	321494	253227	367038	207683	Professional theatres and producer of theatre activity
Poklicna lutkovna gledališča	113054	50423	62631	46084	66970	71524	41530	Professional puppet theatres
Neinstitucionalna gledališča, neodvisne gledališke skupine	110501	45233	65268	29477	81024	40035	70466	Independent theatre companies
Ljubiteljska gledališča	36013	17903	18110	16747	19266	25641	10372	Amateur theatres
Skupaj	834289	278826	555463	413802	420487	504238	330051	Total

2002/2003

Poklicna gledališča in producent gledališke dejavnosti	573340	117472	455868	330852	242488	368243	205097	Professional theatres and producer of theatre activity
Poklicna lutkovna gledališča	118637	78149	40488	60191	58446	71384	47253	Professional puppet theatres
Neinstitucionalna gledališča, neodvisne gledališke skupine	129967	42608	87359	62235	67732	42362	87605	Independent theatre companies
Ljubiteljska gledališča	40892	20075	20817	18812	22080	25517	15375	Amateur theatres
Skupaj	862836	258304	604532	472090	390746	507506	355330	Total

6. Gledališča po vrsti gledališke dejavnosti, Slovenija, 2001/2002 in 2002/2003
Theatres by field of activity, Slovenia, 2001/2002 and 2002/2003

	Gledališke dejavnosti Theatres by field of activity						
	skupaj total	dramska drama	operna opera	plesno-baletna dance	lutkovna puppet	drugo other	

2001/2002

Poklicna gledališča in producent gledališke dejavnosti	17	13	2	-	1	1	Professional theatres and producer of theatre activity
Poklicna lutkovna gledališča	2	-	-	-	2	-	Professional puppet theatres
Neinstitucionalna gledališča, neodvisne gledališke skupine	10	3	-	3	2	2	Independent theatre companies
Ljubiteljska gledališča	3	3	-	-	-	-	Amateur theatres
Skupaj	32	19	2	3	5	3	Total

2002/2003

Poklicna gledališča in producent gledališke dejavnosti	18	14	2	1	2	1	Professional theatres and producer of theatre activity
Poklicna lutkovna gledališča	2	-	-	-	2	-	Professional puppet theatres
Neinstitucionalna gledališča, neodvisne gledališke skupine	9	3	-	3	2	1	Independent theatre companies
Ljubiteljska gledališča	3	3	-	-	-	-	Amateur theatres
Skupaj	32	20	2	4	6	2	Total

7. Gostovanja naših izvajalcev na tujem, 2001/2002 in 2002/2003

Our performers on tours abroad, 2001/2002 and 2002/2003

	Gledališča in producent					Poklicni orkestri, zbor Professional orchestras, choir
	skupaj total	poklicna gledališča in producent gledališke dejavnosti professional theatres and producer of the theatre activity	poklicna lutkovna gledališča professional puppet theatres	neinstitucionalna gledališča, neodvisne gledališke skupine independent theatrical companies	ljubiteljska gledališča amateur theatres	

2001/2002

Izvajalci, ki so gostovali na tujem

Performers on tours abroad

Predstave / Performances	332	186	36	107	3	22
Avstrija/ Austria	40	12	21	7	-	9
Belgija/ Belgium	8	4	-	4	-	-
Bolgarija/ Bulgaria	1	1	-	-	-	-
Bosna in Hercegovina/ Bosnia and Hercegovina	20	18	-	1	1	-
Češka/ Czeck Republic	5	4	-	1	-	-
Danska/ Denmark	2	-	-	2	-	-
Dominikanska republika/ Dominican Republic	2	2	-	-	-	-
Estonija/ Estonia	1	-	-	1	-	-
Francija/ France	5	1	-	4	-	-
Grčija/ Greece	1	1	-	-	-	-
Hrvaška/ Croatia	73	64	6	3	-	5
Italija/ Italy	96	32	2	60	2	5
Kolumbija/ Columbia	6	6	-	-	-	-
Madžarska/ Hungary	1	1	-	-	-	-
Makedonija/ Macedonia	4	4	-	-	-	-
Mehika/ Mexico	5	5	-	-	-	-
Nemčija/ Germany	8	1	4	3	-	1
Poljska/ Poland	2	-	-	2	-	-
Portugalska/ Portugal	3	-	-	3	-	-
Ruska federacija/ Russian federation	1	1	-	-	-	-
Slovaška/ Slovak Republic	1	1	-	-	-	-
Španija/ Spain	11	2	-	9	-	1
Švedska/ Sweden	3	-	3	-	-	-
Švica/ Switzerland	3	-	-	3	-	1
Velika Britanija/ United Kingdom	3	1	-	2	-	-
Venezuela/ Venezuela	2	2	-	-	-	-
Združene države/ United States of America	3	3	-	-	-	-
ZR Jugoslavija/ Yugoslavia	22	20	-	2	-	-

2002/2003

Izvajalci, ki so gostovali na tujem

Performers on tours abroad

Predstave / Performances	248	122	47	78	1	39
Argentina/ Argentina	5	5	-	-	-	-
Avstrija/ Austria	46	12	32	2	-	11
Belgija/ Belgium	7	-	-	7	-	-
Bosna in Hercegovina/ Bosna and Hercegovina	9	6	3	-	-	-
Danska/ Denmark	1	-	-	1	-	5
Francija/ France	2	-	-	2	-	-
Grčija/ Greece	1	1	-	-	-	-
Hrvaška/ Croatia	50	40	5	5	-	6
Italija/ Italy	69	23	4	41	1	4
Madžarska/ Hungary	0	-	-	-	-	1
Makedonija/ Macedonia	4	4	-	-	-	-
Nemčija/ Germany	2	-	-	2	-	3
Portugalska/ Portugal	2	2	-	-	-	-
Ruska federacija/ Russian federation	1	1	-	-	-	2
Španija/ Spain	12	2	-	10	-	-
Švica/ Switzerland	2	2	-	-	-	6
Ukrajina/ Ukraine	1	-	1	-	-	-
Velika Britanija/ United Kingdom	6	-	-	6	-	-
Venezuela/ Venezuela	2	2	-	-	-	-
Združene države Amerike/ United States of America	5	3	-	2	-	-
ZR Jugoslavija/ Yugoslavia	21	19	2	-	-	1

8. Gostovanja drugih gledališč in skupin pri naših izvajalcih, 2001/2002 in 2002/2003
Tours of other theatres and companies at domestic performers, 2001/2002 and 2002/2003

	Gostujoča gledališča in skupine Number of theatres and companies on tour	Predstave drugih domačih in tujih gledališč in skupin Number of performances of other domestic and foreign theatres and companies				
		skupaj total	v poklicnih gledališčih in producent gledališke dejavnosti in professional theatres and producer of the theatre activity	v poklicnih lutkovnih gledališčih in professional puppet theatres	v neinstucionalnih gledališčih, neodvisnih gledaliških skupinah in independent theatrical companies	v ljubiteljskih gledališčih in amateur theatres
2001/2002						
SKUPAJ / TOTAL	330	500	311	78	80	31
Iz Slovenije / From Slovenia	248	383	229	62	65	27
Iz tujine / From abroad	82	117	82	16	15	4
Avstrija/ Austria	5	6	3	2	0	1
Belgija/ Belgium	3	4	1	0	3	0
Bolgarija/ Bulgaria	2	2	1	1	0	0
Bosna in Hercegovina/ Bosnia and Hercegovina	1	1	1	0	0	0
Češka/ Czech Republic	9	9	5	4	0	0
Francija/ France	1	1	0	1	0	0
Hrvaška/ Croatia	12	14	11	2	1	0
Iran/ Iran	1	1	0	1	0	0
Italija/ Italy	11	24	23	0	0	1
Izrael/ Izrael	1	2	2	0	0	0
Japonska/ Japan	1	1	1	0	0	0
Luksemburg/ Luxembourg	1	2	2	0	0	0
Madžarska/ Hungary	2	7	7	0	0	0
Nemčija/ Germany	3	4	1	1	2	0
Nizozemska/ Netherlands	1	1	1	0	0	0
Norveška/ Norway	1	4	4	0	0	0
Ruska federacija/ Russian federation	1	1	0	1	0	0
Slovaška/ Slovak Republic	1	1	1	0	0	0
Tajvan/ Taivan	2	2	0	2	0	0
Velika Britanija/ United Kingdom	1	1	1	0	0	0
ZR Jugoslavija/ Yugoslavia	21	28	17	0	9	2
Nerazvrščeno	1	1	0	1	0	0
2002/2003						
SKUPAJ / TOTAL	351	599	454	63	58	24
Iz Slovenije / From Slovenia	247	461	365	27	46	23
Iz tujine / From abroad	104	138	89	36	12	1
Avstrija/ Austria	10	15	9	6	0	0
Avstralija/ Australia	3	7	7	0	0	0
Belgija/ Belgium	2	3	0	1	2	0
Bosna in Hercegovina/ Bosnia and Hercegovina	1	1	1	0	0	0
Bolgarija/ Bulgaria	5	5	2	3	0	0
Čile/ Chile	3	5	5	0	0	0
Češka/ Czech Republic	6	7	4	3	0	0
Francija/ France	6	7	4	3	0	0
Guam/ Guam	1	1	1	0	0	0
Hrvaška/ Croatia	23	28	20	8	0	0
Italija/ Italy	10	12	7	4	0	1
Izrael/ Izrael	1	1	0	1	0	0
Makedonija/ Macedonia	2	2	2	0	0	0
Nemčija/ Germany	4	7	6	0	1	0
Nizozemska/ Netherlands	6	14	7	1	6	0
Poljska/ Poland	1	1	0	1	0	0
Slovaška/ Slovak Republic	5	5	2	3	0	0
Velika Britanija/ United Kingdom	7	9	5	2	2	0
Združene države Amerike/ Unidet States of America	2	2	1	0	1	0
ZR Jugoslavija/ Yugoslavia	6	6	6	0	0	0

1) Vsako gledališče (skupina) je prikazano enkrat, ne glede na to, kolikokrat je gostovalo.
Each theatre (company) is shown once, irrespective of how many times it was on tour.

METODOLOŠKA POJASNILA

Namen statističnega raziskovanja

gledališke in glasbene dejavnosti je dobiti podatke o uprizoritvah, predstavah in koncertih, obiskovalcih, gostovanjih ter zaposlenih osebah, prostorih, abonmajih itd.

Enota opazovanja

so vsa poklicna gledališča, poklicna lutkovna gledališča, neinstitucionalna gledališča, neodvisne gledališke skupine, producent gledališke dejavnosti, ljubiteljska gledališča ter poklicni orkestri, filharmonija in zbor, ki so delovali v gledališki oziroma koncertni sezoni 2001/02 in 2002/03.

Vir podatkov

Podatke o svojem delovanju so posredovala gledališča in producent gledališke dejavnosti ter poklicni orkestri, filharmonija in zbor iz svojih evidenc; prvi na obrazcu Statistično poročilo o gledališki dejavnosti (KU-GL), drugi pa na obrazcu Statistično poročilo filharmonije, poklicnih orkestrrov in poklicnih zborov (KU-FO). Vprašalnika KU-GL in KU-FO sta bila poslana 39 poročevalskim enotam; 38 enot je odgovorilo.

Definicije in druga pojasnila

Gledališko dejavnost opravljajo poklicna (profesionalna) gledališča oziroma skupine, katerih umetniški ansambel sestavlja profesionalno umetniško osebje, ter ljubiteljska gledališča, katerih umetniški ansambel sestavljajo pretežno ali v celoti ljubiteljski umetniški izvajalci.

Glasbeno dejavnost opravljajo poklicni orkestri, filharmonija in zbor, katerih umetniški ansambel sestavljajo profesionalni glasbeniki, ki so v rednem delovnem razmerju v tem orkestru oziroma zboru. Organizacijsko so lahko samostojni ali v sestavi kakega drugega zavoda itd.

Uprizoritev je odrska izvedba dramskega, opernega ali baletnega (plesnega) dela (ali priredbe proznega besedila) z značilnimi gledališkimi izraznimi sredstvi, običajno ima več ponovitev (predstav) ob istem konceptu in z isto zasedbo vlog. **Krstno uprizoritev** opravi gledališče, ki prvo javno predstavi kako novo dramsko, operno, baletno (plesno) itd. delo. **Nova postavitev** je uprizoritev, ki jo je kako gledališče že igralo, vendar z novo zasedbo, novim režiserjem itd.

Gostovanja: v tabeli 7 so prikazana gledališča in producent gledališke dejavnosti, ki so gostovali doma in na tujem, v tabeli 8 pa so prikazana druga domača in tuja gledališča itd., ki so gostovala v teh gledališčih.

Objavljanje

Letno:

- Statistični letopis Republike Slovenije
- Statistične informacije. Kultura in šport. Gledališka in glasbena dejavnost
- Slovenija v številkah

KOMENTAR

Poklicna gledališča in producent gledališke dejavnosti (prikazano skupaj) so v gledališki sezoni 2001/2002 pripravili 189 uprizoritev, odigranih pa je bilo 2451 predstav. Obiskovalcev je bilo 575 tisoč. V sezoni 2002/2003 je bilo za 10,1 % več uprizoritev in za 4,4 % več predstav, število obiskovalcev pa je za 0,2 % upadlo.

V gledališki sezoni 2001/2002 so na gostovanjih izvedli 31,6 % vseh

METHODOLOGICAL EXPLANATIONS

The purpose of the statistical survey

of theatrical and musical activity is to obtain data on productions, performances and concerts, attendance, tours, persons in paid employment, premises, season-ticket performances, etc.

Observation units

are all professional theatres, professional puppet theatres, independent theatres and theatrical companies, producers of theatrical activity, amateur theatres as well as professional orchestras, the Philharmonic Society and choir that operated in the 2001/02 and 2002/03 theatrical and concert seasons.

Data source

All theatres and producers of theatrical activity as well as professional orchestras, the Philharmonic Society and choir transmitted data on their activity from their records; the former on the form Statistical Report on Theatrical Activity (KU-GL) and the latter on the form Statistical Report of the Philharmonic Society, Professional Orchestras and Professional Choirs (KU-FO). Statistical reports KU-GL and KU-FO were sent to 39 reporting units; 38 of them replied.

Definitions and other explanations

Theatrical activity is performed by professional theatres or companies whose artistic ensemble is composed of professional artistic personnel, and amateur theatres whose artistic ensemble is composed of predominantly or entirely amateur artistic performers.

Musical activity is performed by professional orchestras, the Philharmonic Society and choir whose artistic ensemble is composed of professional musicians that are employed by the orchestra or choir. As regards their organisation, they can be independent or part of another institution.

Production is the stage performance of a drama, opera or ballet (dance) or an adaptation of a prose text with characteristic theatrical means. Usually there are several repeats (performances) with the same concept and with the same cast. **The first staging** is one made by the theatre which is the first to present a new drama, opera, ballet (dance), etc. **A new production** is one which has already been staged by another theatre, but is now being performed with a new cast, director, etc.

Tours: Table 7 shows theatres and producers of theatrical activity which were on tour in Slovenia or abroad, while Table 8 shows other domestic and foreign theatres and companies, etc., which were on tour at these theatres.

Publishing

Yearly:

- Statistical Yearbook of the Republic of Slovenia
- Rapid Reports. Culture and Sport. Theatrical and Musical Activity
- Slovenia in Figures

COMMENT

In the 2001/02 theatrical season professional theatres and the producer of theatrical activity had 189 productions. They had 2,451 performances, which were attended by 575,000 people. In the 2002/03 season the number of productions rose by 10.1% and performances by 4.4% while attendance decreased by 0.2%.

In the 2001/02 theatrical season 31.6% of all performances were on



predstav in teh predstav si je ogledalo 36,1 % vseh obiskovalcev. Krstnih uprizoritev oziroma novih postavitvev je bilo 91 ali skoraj polovica vseh uprizoritev. Med uprizorjenimi dramskimi deli so prevladovala dela tujih avtorjev – teh je bilo 135 ali 71,4 % vseh del; 54 ali 28,6 % uprizorjenih del pa je nastalo na podlagi del domačih (slovenskih) avtorjev. Na eni predstavi je bilo povprečno 234 obiskovalcev.

V gledališki sezoni 2002/03 so na gostovanjih izvedli 31,4 % vseh predstav, ogledalo pa si jih je 35,8 % obiskovalcev od vseh v tej sezoni. Krstnih uprizoritev je bilo 55,9 %; 69 % dramskih besedil je bilo tujih, 31 % pa je bilo del slovenskih avtorjev. Eno predstavo si je ogledalo povprečno 224 gledalcev.

Poklicna lutkovna gledališča so v gledališki sezoni 2001/2002 v primerjavi s prejšnjo sezono pripravila dve uprizoritvi manj, manj je bilo tudi predstav (za 11,2 % manj) in tudi obiskovalcev (za 23,4 % manj). V naslednji sezoni je število uprizoritev ostalo enako, število predstav in število obiskovalcev pa se je povečalo (za 2,1 % oz. za 4,9 %).

V gledališki sezoni 2001/2002 so na gostovanjih izvedla 28,1 % vseh lutkovnih predstav, ogledalo pa si jih je 36,7 % obiskovalcev od vseh. Uprizorili so več domačih (24 del ali 60 % vseh del) kot tujih del (16 del ali 40 % vseh del). V tej gledališki sezoni so pripravili 12 krstnih uprizoritev oziroma novih postavitvev, to je 30 % vseh uprizoritev. Na eni predstavi je bilo povprečno 139 obiskovalcev.

V sezoni 2002/03 pa je dejavnost poklicnih lutkovnih gledališč potekala takole: na gostovanjih so izvedli 31,9 % predstav od vseh, obiskovalcev na gostovanjih je bilo 39,8 % od vseh. Tudi v tej sezoni so uprizorili več domačih (66 %) kot tujih del (34 %). Med vsemi uprizoritvami je bilo 32 % krstnih uprizoritev. Na eni predstavi je bilo povprečno 143 obiskovalcev.

Neinstitucionalna gledališča in neodvisne gledališke skupine so v gledališki sezoni 2001/2002 pripravili 15 uprizoritev več kot v prejšnji gledališki sezoni. Na gostovanjih je bilo uprizorjenih 62,2 % vseh predstav in te si je ogledalo 63,8 % obiskovalcev od vseh. Uprizarjali so večinoma domača dela (44 ali 80 % je bilo del domačih avtorjev, 11 ali 20 % pa del tujih avtorjev). Pripravili so 29 krstnih uprizoritev, to je 52,7 % vseh uprizoritev v tej sezoni. Na eni predstavi je bilo povprečno 149 obiskovalcev.

V sezoni 2002/03 so neinstitucionalna gledališča in neodvisne gledališke skupine pripravili eno uprizoritev manj kot v prejšnji sezoni, število predstav pa se je povečalo za 16,3 %; za 17,6 % se je povečalo tudi število obiskovalcev. Gostujočih predstav je bilo 63,7 % od vseh predstav.

Ljubiteljska gledališča so v gledališki sezoni 2001/02 pripravila sedem uprizoritev več in izvedla za 15,8 % več predstav kot v prejšnji gledališki sezoni, ogledalo pa si jih je za 1,7 % več gledalcev. Na gostovanjih so izvedla 23,6 % predstav, ogledalo pa si jih je 28,8 % obiskovalcev od vseh. Uprizorili so več tujih kot domačih del (14 ali 60,9 % del je bilo tujih, 9 ali 39,1 % del je bilo domačih). V tej gledališki sezoni so pripravili 11 krstnih uprizoritev oziroma novih postavitvev, to je 47,8 % vseh uprizoritev. Na eni predstavi je bilo povprečno 149 obiskovalcev.

V gledališki sezoni 2002/03 so ljubiteljska gledališča pripravila 27 uprizoritev, število vseh predstav pa je bilo za 5 večje kot prejšnjo sezono. Na gostovanjih so izvedli 34,7 % predstav, obiskovalcev na teh predstavah pa je bilo 37,6 % od vseh obiskovalcev v sezoni. Tudi v tej sezoni so uprizorili več tujih del kot domačih, le-teh je bilo 44,4 %. Krstnih prireditvev oziroma novih postavitvev je bilo 13, to je 48,1 % vseh uprizoritev. Na eni predstavi je bilo povprečno 166 obiskovalcev.

tours. Attendance at these performances represents 35.8% of total attendance. In this theatrical season 91 first stagings and new productions were prepared, which is almost a half of all productions. Most productions were of foreign authors (135 or 71.4% of all works), and 28.6% were of Slovenian authors. In professional theatres in this year a performance was attended by 234 visitors on average.

In the 2002/03 theatrical season 31.4% of all performances were on tours. Attendance at these performances represents 35.8% of total attendance. First stagings represented 55.9%; the share of foreign authors was 69% and the share of Slovenian authors 31%. In professional theatres a performance was attended by 234 visitors on average.

Compared to the 2000/01 theatrical season, the activity of professional puppet theatres in the 2001/02 theatrical season there were two productions less, the number of performances fell by 11.2% and attendance by 23.4%. In the following theatrical season the number of productions remained unchanged, the number of performances increased by 2.1% and attendance by 4.9%.

In the 2001/02 theatrical season 28.1% of all performances of professional puppet theatres were on tours. Attendance at these performances represents 36.7% of total attendance. More Slovenian authors (24 or 60% of all) than foreign authors (16 or 40%) were produced. In the 2001/02 theatrical season twelve first stagings and new productions were prepared, which is 30% of all productions. There were on average 139 visitors per show.

In the 2002/03 theatrical season activities of professional puppet theatres were as follows: 31.9% of all performances were staged on tours and attendance on tours represents 39.8% of total attendance. In this theatrical season there were more productions of Slovenian authors (66%) than of foreign authors (34%). In this season 32% of stagings were first stagings. There were on average 143 visitors per show.

Compared to the 2000/01 theatrical season, in the 2001/02 season independent theatres and companies produced 15 shows more. 62.2% of all performances were on tours. Attendance at these performances represents 63.8% of total attendance. Most productions were of Slovenian authors (44 or 80%) and 11 or 20% were of foreign authors. In the 2001/02 theatrical season 29 first stagings and new productions were prepared, which is 52.7% of all productions. There were on average 149 visitors per show.

In the 2002/2003 theatrical season independent theatres and companies had one production less compared to the previous season, while the number of performances increased by 16.3% and the number of visitors by 17.6%. 63.7% of all performances were on tours.

In the 2001/02 theatrical season amateur theatres produced seven productions more, the number of performances increased by 15.8% and attendance by 1.7%. They had 23.6% performances on tours and attendance on tours represented 28.8% of total attendance. In the 2001/02 season mainly works of foreign authors were produced (14 works or 60.9%) and the other were works of Slovenian authors (9 works or 39.1%). They had 11 first stagings and new productions, which is 47.8% of all productions. There were on average 149 visitors per show.

In the 2002/03 theatrical season amateur theatres had 27 productions, there were five more performances than in the previous year. They had 34.7% performances on tours and attendance on tours in this year represents 37.6% of total attendance. There were more works of foreign than Slovene authors (44 % of all works). They prepared 11 first stagings and new productions, which is 47.8% of all productions. There were on average 149 visitors per show.

Profesionalni orkestri, filharmonija in zbor so v koncertni sezoni 2001/2002 izvedli 204 koncerte, od tega 122 v kraju orkestra. Na gostovanjih je bilo izvedenih 82 koncertov; od tega 70,7 % koncertov po Sloveniji, 29,3 % pa po tujini.

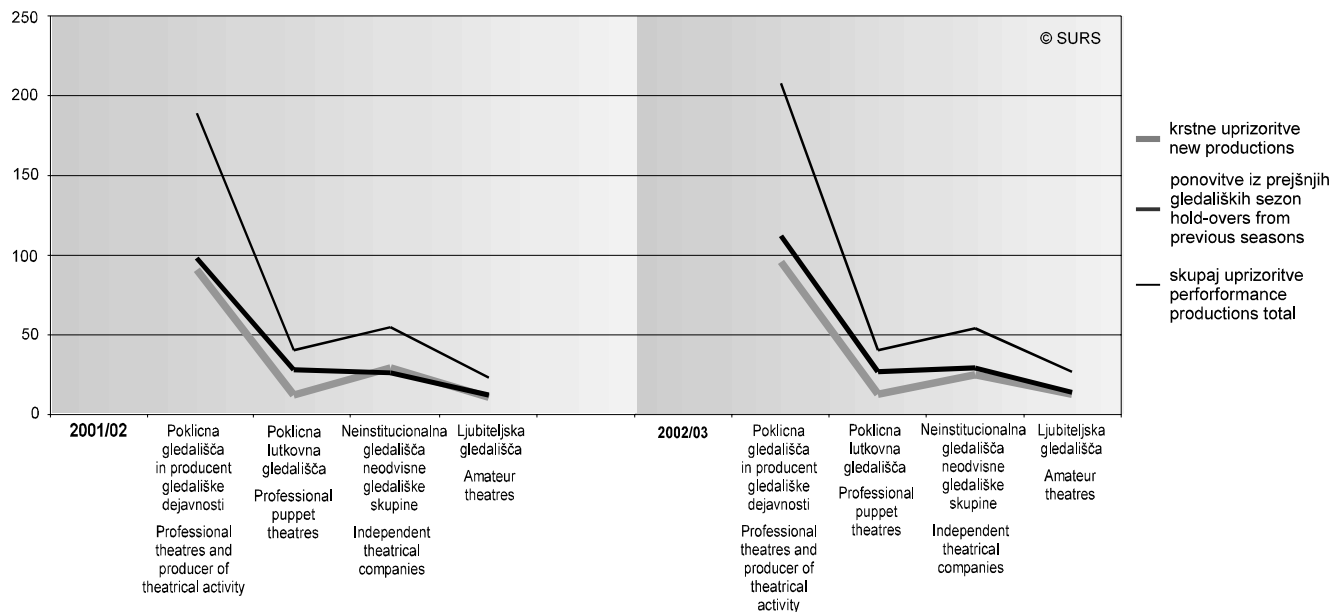
V sezoni 2002/03 so imeli 196 koncertov (118 v kraju orkestra, 82 na gostovanjih), obiskalo pa jih je 141 tisoč poslušalcev.

In the 2001/02 theatrical season the professional orchestras, the Philharmonic Society and choir had 204 concerts, of which 122 in the place of orchestra. On tours there were 82 concerts; 70.7% of them were held in Slovenia and 29.3% abroad.

In the 2002/03 season there were 196 concerts, which were attended by 141,000 listeners. 118 concerts were held in the place of orchestra and 82 on tours.

Slika 3: Uprizoritve gledališč in producenta, Slovenija, 2001/02 in 2002/03

Chart 3: Performance productions in theatres and of producer, Slovenia, 2001/02 and 2002/03



Sestavila / Prepared by: Nina Frkovič

Izdaja, založba in tisk Statistični urad Republike Slovenije, Ljubljana, Vožarski pot 12 - **Uporaba in objava podatkov dovoljena le z navedbo vira** - Odgovarja generalna direktorica mag. Irena Križman - Urednica zbirke Statistične informacije Marina Urbas - Slovensko besedilo jezikovno uredila Ivanka Zobec - Angleško besedilo jezikovno uredil Boris Panič - Naklada 90 izvodov - ISSN zbirke Statistične informacije 1408-192X - ISSN podzbirke Kultura in šport 1580-2434 - Informacije daje Informacijsko središče, tel.: (01) 241 51 04 - El. pošta: info.stat@gov.si - http://www.stat.si.

Edited, published and printed by the Statistical Office of the Republic of Slovenia, Ljubljana, Vožarski pot 12 - **These data can be used provided the source is acknowledged** - Director-General Irena Križman - Rapid Reports editor Marina Urbas - Slovene language editor Ivanka Zobec - English language editor Boris Panič - Total print run 90 copies - ISSN of Rapid Reports 1408-192X - ISSN of subcollection Culture and sport 1580-2434 - Information is given by the Information Centre of the Statistical Office of the Republic of Slovenia, tel.: +386 1 241 51 04 - E-mail: info.stat@gov.si - http://www.stat.si.