



9 IZOBRAŽEVANJE
EDUCATION

št./No 11

ZAVODI, DOMOVI IN DRUGE USTANOVE ZA OTROKE IN MLADOSTNIKE S POSEBNIMI POTREBAMI, SLOVENIJA, 2003
INSTITUTIONS, CHILD AND YOUTH HOMES AND OTHER ESTABLISHMENTS FOR CHILDREN AND YOUTH WITH SPECIAL NEEDS, SLOVENIA, 2003

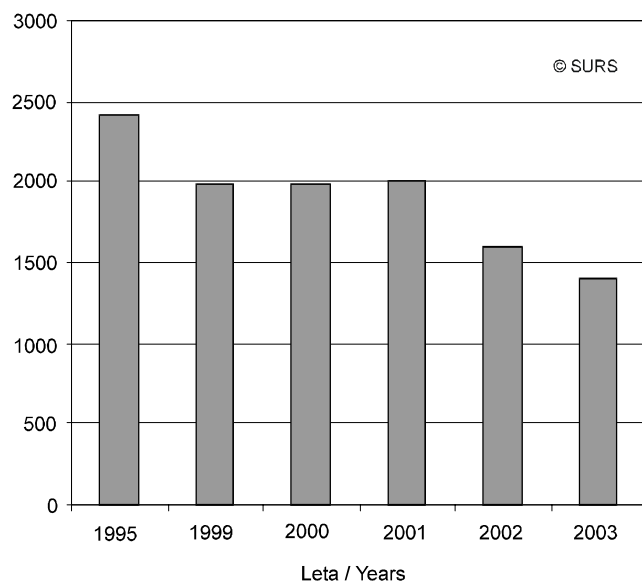
► V letu 2003 je bilo v Sloveniji 8 zavodov za otroke in mladostnike s težjimi in težkimi motnjami v duševnem razvoju, 7 zavodov za slepe in slabovidne, gluhe in naglušne ter otroke in mladostnike z ovirami pri gibanju, 11 zavodov za vedenjsko in osebnostno motene otroke in mladostnike ter 9 zavodov, domov in drugih ustanov za otroke in mladostnike z lažjimi in zmernimi motnjami v duševnem razvoju. V prvih je bivalo 793 otrok in mladostnikov, za katere je skrbelo 819 zaposlenih, v druge je bilo vključenih 642 otrok in mladostnikov, za katere je skrbelo 260 zaposlenih, v tretjih je bivalo 426 otrok in mladostnikov, za katere je skrbelo 398 zaposlenih, v zadnjih pa je bivalo 325 otrok in mladostnikov, za katere je skrbelo 108 zaposlenih.

► In 2003 there were 8 institutions for seriously and very seriously mentally handicapped children and youth, 7 institutions for blind and weak-sighted, deaf and partially deaf and children and youth with moving disturbances, 11 institutions for behaviourally and personally handicapped children and youth and 9 institutions, child and youth homes and other establishments for slightly and moderately mentally handicapped children and youth in Slovenia. In the first group there were 793 children and youth and 819 employees were taking care of them. In the second group there were 642 children and youth and 260 employees were taking care of them. In the third group there were 426 children and youth and 398 employees and in the last mentioned there were 325 slightly and moderately mentally handicapped children and youth and 108 employees were taking care of them.

Slika 1: Število otrok in mladostnikov v zavodih, domovih in drugih ustanovah za otroke in mladostnike s posebnimi potrebami, Slovenija, 1995–2003

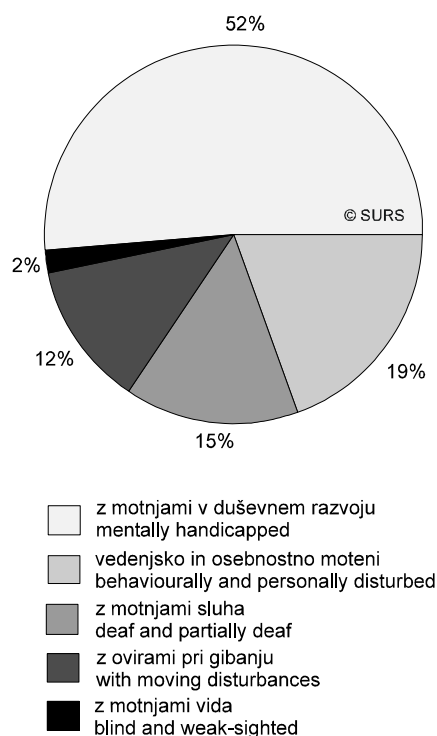
Chart 1: Number of children and youth in institutions, child and youth homes and other establishments for children and youth with special needs, Slovenia, 1995–2003

Število otrok in mladostnikov
Number of children and youth



Slika 2: Otroci in mladostniki s posebnimi potrebami v zavodih, domovih in drugih ustanovah, glede na vrsto motenj, Slovenija, 2003

Chart 2: Children and youth with special needs in institutions, child and youth homes and other establishments, as to different kind of disturbance, Slovenia, 2003



1. Zavodi za otroke in mladostnike s težjo in težko motnjo v duševnem razvoju, Slovenija, 2003¹⁾
Institutions for seriously and very seriously mentally handicapped children and youth, Slovenia, 2003¹⁾

Zavodi	8	Institutions
Otroci in mladostniki skupaj	793	Children and youth total
ženske	338	women
Otroci in mladostniki po starosti		Children and youth by age
do 5 leta	8	up to 5 years
do 10 leta	54	up to 10 years
11 let	23	11 years
12 let	20	12 years
13 let	27	13 years
14 let	25	14 years
15 let	31	15 years
16 let	23	16 years
17 let	32	17 years
18 let	37	18 years
19 let	36	19 years
20 let	33	20 years
21 let	42	21 years
22 let in več	402	22 years and more
Otroci in mladostniki glede na starše		Children and youth according to their parents
brez staršev	44	without parents
z enim od staršev	155	with one of them
z obema staršema	586	with both parents
v rejništvu	8	in fosterage
Otroci in mladostniki, ki so od 1. 1. 2003 do 31. 12. 2003 zapustili zavod		Children and youth who left the institution between 1 January 2003 and 31 December 2003
skupaj	38	total
odšli k staršem	10	they went to their parents
napoteni v drug zavod	2	they were referred to another institution
odšli k skrbnikom	1	they went to guardians
drugo	25	other
Otroci in mladostniki po trajanju bivanja v zavodu		Children and youth by duration of staying in the institution
do 4 leta	146	up to 4 years
5 - 9 let	147	5 - 9 years
10 - 14 let	171	10 - 14 years
15 - 20 let	218	15 - 20 years
21 let in več	111	21 years and more
Zaposleni skupaj	819	Employees total
ženske	727	women
varuhi - negovalci	290	guardians - nurses
vzgojitelji	-	educators
specialni pedagogi - defektologi	138	special pedagogues - defectologists
socialni delavci	6	social staff
psihologi	6	psychologists
učitelji praktičnega pouka	18	teacher for practical lessons
zdravstveno osebje	153	medical staff
drugi strokovni delavci	27	other professional personnel
drugo osebje	160	other personnel
vodstveno osebje	21	managers

1) Upoštevani so zavodi in njihove enote v sestavi.
Incl. institutions and their units.

2. Zavodi, domovi in druge ustanove¹⁾ za otroke in mladostnike s posebnimi potrebami, Slovenija, 2003
Institutions, child and youth homes and other establishments¹⁾ for children and youth with special needs, Slovenia, 2003

	Skupaj Total	Zavodi glede na vrsto motenj Institutions as to different disturbance				Zavodi, domovi in druge ustanove za otroke in mladostnike z lažjimi in zmernimi motnjami v duševnem razvoju Institutions, child and youth homes and other establishments for slightly and moderately handicapped children and youth	
		za slepe in slabovidne otroke in mladostnike for blind and weak-sighted children and youth	za gluhe in naglušne otroke in mladostnike for deaf and partially deaf children and youth	za otroke in mladostnike z ovirami pri gibanju for children and youth with moving disturbances	za vedenjsko in osebnostno motene otroke in mladostnike for behaviourally and personally handicapped children and youth		
Zavodi	27	2	3	2	11	9	Institutions
Otroci in mladostniki skupaj	1393	44	328	270	426	325	Children and youth total
ženske	564	17	151	113	138	145	women
Otroci in mladostniki glede na bivanje							Children and youth according to where they stay
v zavodu	923	31	61	142	426	263	in the institution
doma	470	13	267	128	-	62	at home
Otroci in mladostniki glede na starše							Children and youth according to their parents
brez staršev	36	1	1	4	28	2	without parents
z enim od staršev	364	8	22	50	195	89	with one parent
z obema staršema	933	34	302	206	177	214	with both parents
v rejništvu	60	1	3	10	26	20	in fosterage
Otroci in mladostniki, ki obiskujejo							Children and youth attending
vrtec	121	5	108	8	-	-	kindergarten
osnovno šolo	607	30	120	126	169	162	elementary school
srednjo šolo	517	9	90	110	244	64	upper secondary school
druge šole	1	-	-	-	1	-	other schools
vključeni v oddelke za delovno usposabljanje (DU)	135	-	10	26	-	99	attending class units for training of children and youth with severe developmental difficulties
ne obiskujejo šole	12	-	-	-	12	-	not attending school
Zaposleni (za domsko oskrbo otrok)							Employees (for institutional child care only)
skupaj	766	12	16	232	398	108	total
ženske	556	10	11	210	230	95	women
vzgojitelji, pomočniki vzgojiteljev	293	3	13	44	191	42	educators, assistant educators
zdravstveni delavci	82	1	1	68	6	6	medical staff
specialni pedagogi	45	-	1	15	-	29	special pedagogues, defectologist
svetovalni delavci	33	2	-	10	20	1	advisers
drugi strokovni delavci	56	-	-	11	45	-	other professional personnel
vodstveni delavci	30	1	1	7	16	5	managers
drugi delavci	227	5	-	77	120	25	other personnel

1) Zajeti so domovi pri osnovnih šolah s prilagojenim programom, dijaški domovi, ki imajo vzgojne skupine otrok s posebnimi potrebami in domovi v okviru zavodov in drugih ustanov za otroke in mladostnike s posebnimi potrebami.
Incl. institutions at elementary schools with special programmes of education, youth homes that have educational groups for children with special needs and homes at institutions for children and youth with special needs.

3. Oddelki za delovno usposabljanje otrok in mladostnikov (DU), Slovenija, 2003

Class units for training of children and youth with severe developmental difficulties, Slovenia, 2003

Stopnja usposabljanja	Šole in druge ustanove Schools and other establishments	Število otrok in mladostnikov Number of children and youth	Število oddelkov Number of class units	Level of training
Skupaj	38	807	148	Total
I. stopnja	-	265	47	Level I
II. stopnja	-	237	34	Level II
III. stopnja	-	305	41	Level III
Kombinirani oddelki	-	.	26	Combined units

Vir: Ministrstvo za šolstvo, znanost in šport, OR-poročilo v šolskem letu 2003/2004.
Source: Ministry of Education, Science and Sport, OR Report in the school year 2003/2004.

4. Zavodi za vedenjsko in osebno motene otroke in mladostnike, Slovenija, 2003

Institutions for behaviourally and personally handicapped children and youth, Slovenia, 2003

	Skupaj Total	Vzgojni zavodi Behavioral institutions		Mladinski domovi Youth homes		Prehodni in prevzgojni domovi Youth homes for behavioral rehabilitation		
		skupaj total	ženske women	skupaj total	ženske women	skupaj total	ženske women	
Zavodi	11	6	-	3	-	2	-	Institutions
Otroci in mladostniki po starosti								Children and youth by age
skupaj	426	219	32	135	72	72	34	total
do 10 let	18	7	-	11	3	-	-	up to 10 years
11 let	8	4	-	4	2	-	-	11 years
12 let	16	12	3	4	3	-	-	12 years
13 let	35	21	4	14	8	-	-	13 years
14 let	45	33	7	12	4	-	-	14 years
15 let	46	27	1	13	7	6	4	15 years
16 let	66	28	3	25	18	13	9	16 years
17 let	71	34	3	20	11	17	8	17 years
18 let	73	35	6	19	11	19	9	18 years
19 let	28	10	2	10	4	8	4	19 years
20 let	18	8	3	2	1	8	-	20 years
21 let	2	-	-	1	-	1	-	21 years
22 let in več	-	-	-	-	-	-	-	22 years and more
Otroci in mladostniki glede na razlog sprejema v zavod								Children and youth according to
po sklepu sodišča	73	42	-	2	1	29	28	acceptance in the institution
po odločbi centra za socialno delo	353	177	32	133	71	43	33	by the decision of the court
								by order of the centre for social work
Otroci in mladostniki, ki so od 1. 1. 2002 do 31. 12. 2002 zapustili zavod								Children and youth who left the
skupaj	206	108	12	60	33	38	21	institution between 1 January
odšli k staršem, skrbnikom, rejnikom	167	90	8	45	24	32	15	2002 and 31 December 2002
								total
napoteni v drug vzgojni zavod	10	3	1	7	3	-	-	went to their parents, guardians,
v stanovanjsko skupino	11	7	3	4	3	-	-	fosterage
v prevzgojni dom	2	2	-	-	-	-	-	were referred to another institution
drugo	16	6	-	4	3	6	6	went to housing group
								went in homes for behavioral rehabilitation
								other

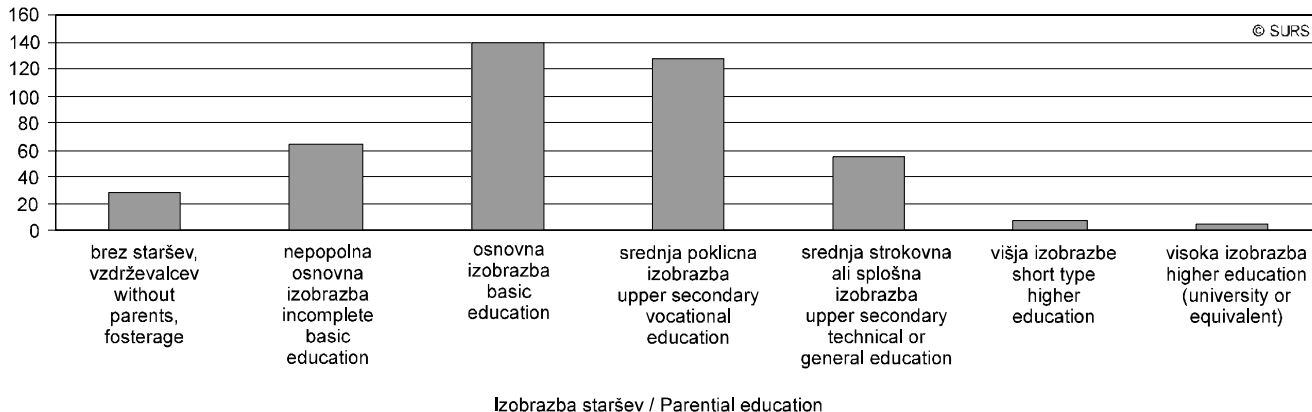
4. Zavodi za vedenjsko in osebnostno motene otroke in mladostnike, Slovenija, 2003 (nadaljevanje)
Institutions for behaviourally and personally handicapped children and youth, Slovenia, 2003 (continued)

	Skupaj Total	Vzgojni zavodi Behavioral institutions		Mladinski domovi Youth homes		Prehodni in prevzgojni domovi Youth homes for behavioral rehabilitation		
		skupaj total	ženske women	skupaj total	ženske women	skupaj total	ženske women	
Otroci in mladostniki po trajanju bivanja v zavodu								
do 3 mesece	68	35	7	19	10	14	9	up to 3 months
4-6 mesecev	66	39	7	25	10	2	-	4-6 months
7-12 mesecev	67	27	4	26	16	14	5	7-12 months
13-18 mesecev	63	33	4	14	9	16	8	13-18 months
19-24 mesecev	45	15	-	17	9	13	5	19-24 months
več kot 24 mesecev	117	70	10	34	18	13	7	24 months and more
Otroci in mladostniki, sprejeti v isti zavod oz. dom								
prvič	404	204	31	129	70	71	33	for the first time
drugič v isti ustanovi	18	11	1	6	2	1	1	for the second time
tretjič ali večkrat v isto ustanovo	4	4	-	-	-	-	-	for the third time or more

Slika 3: Otroci in mladostniki v zavodih za vedenjsko in osebnostno motene, glede na izobrazbo staršev, Slovenija, 2003

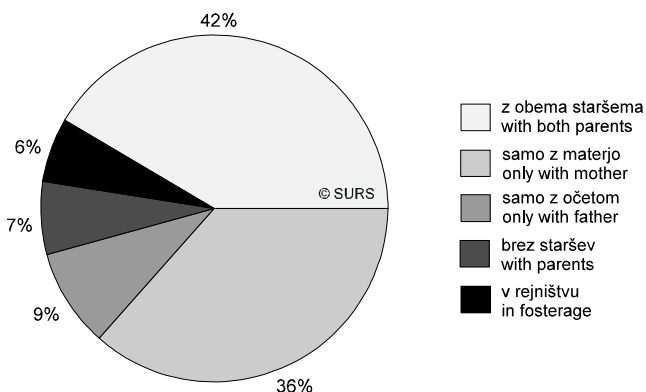
Chart 3: Children and youth in institutions for behaviourally and personally handicapped, as to the the education of their parents, Slovenia, 2003

Število otrok in mladostnikov / Number of children and youth



Slika 4: Otroci in mladostniki v zavodih za vedenjsko in osebnostno motene otroke in mladostnike, glede na tip družine, iz katere prihajajo, Slovenija, 2003

Chart 4: Children and youth in the institutions for behaviourally and personally handicapped children and youth, in view of the type of the family, Slovenia, 2003



METODOLOŠKA POJASNILA**Namen statističnega raziskovanja**

je statistično spremljanje otrok in mladostnikov s posebnimi potrebami, ki so v oskrbi zavodov, domov in drugih ustanov za otroke in mladostnike s posebnimi potrebami, ter zaposlenih v teh institucijah.

Enote opazovanja

so zavodi, domovi in druge ustanove za otroke in mladostnike z lažjimi, zmernimi, težjimi ali težkimi motnjami v duševnem in telesnem razvoju ter za gluhe in naglušne, slepe in slabovidne, za otroke in mladostnike z ovirami pri gibanju ter za vedenjsko in osebnostno motene otroke in mladostnike.

Viri podatkov

so letni statistični vprašalniki SOC-ZU, ŠOL-ZU in ŠOL-MVO, ki jih pošiljamo v izpolnjevanje zavodom, domovom in drugim ustanovam za vzgojo, izobraževanje, usposabljanje, delo in varstvo otrok in mladostnikov z lažjimi, zmernimi, težjimi in težkimi motnjami v duševnem in telesnem razvoju ter za vedenjsko in osebnostno motene otroke in mladostnike. Zbrani podatki o opazovanih enotah se nanašajo na stanje 31. 12. tekočega leta.

Zajetje

je popolno.

Definicije in pojasnila

Otroci s posebnimi potrebami so po Zakonu o usmerjanju otrok s posebnimi potrebami (Ur. l. RS, št. 54/2000) otroci z motnjami v duševnem razvoju, slepi in slabovidni otroci, gluhi in naglušni otroci, otroci z govorno-jezikovnimi motnjami, gibalno ovirani otroci, dolgotrajno bolni otroci, otroci s primanjkljaji na posameznih področjih učenja ter otroci z vedenjskimi in osebnostnimi motnjami, ki potrebujejo prilagojeno izvajanje vzgojnih in izobraževalnih programov (z dodatno strokovno pomočjo) ali prilagojene oziroma posebne vzgojne in izobraževalne programe.

Zavodi za otroke in mladostnike s posebnimi potrebami usposablja in izobražujejo otroke, mladostnike in mlajše polnoletne osebe, ki zaradi motenj v duševnem in/ali telesnem razvoju potrebujejo posebne oblike vzgoje, izobraževanja in usposabljanja (Ur. l. RS, št. 12/96).

Stopnje usposabljanja otrok in mladostnikov v oddelkih za vzgojo in izobraževanje (DU) v okviru zavoda ali osnovne šole: Na prvi stopnji je poudarek na razvijanju samostojnosti, govornih sposobnosti in osnov socialnega vedenja in ročnih spretnosti (z zaznavanjem, gibanjem in igro). Na drugi stopnji je poudarek na oblikovanju otrokove samostojnosti, poučenosti o okolju, sporazumevanju, govornem razvoju, razvijanju ročnih spretnosti, pridobivanju delovnih navad. Vzgoja in izobraževanje na tretji stopnji sta usmerjeni k orientaciji in stikom z okoljem, k oblikovanju delovnih navad, osvajanju tehnik, k navajanju za proizvodno delo v posebnih okoliščinah in k socialni povezanosti z okoljem.

Objavljanje rezultatov

Letno:

Statistične informacije.

Statistični letopis Republike Slovenije

METHODOLOGICAL EXPLANATIONS**Purpose of the survey**

is statistical monitoring of children and youth with special needs in institutions, child and youth homes and other establishments for children and youth with special needs, and employees in these institutions.

Observation units

are institutions, child and youth homes and other establishments for slightly, moderately, seriously and very seriously mentally and physically handicapped children and youth, as well as for blind and weak-sighted, for deaf and partially deaf, for children and youth with moving disturbances and for behaviourally and personally handicapped children and youth.

Data sources

are annual statistical questionnaires SOC-ZU, ŠOL-ZU and ŠOL-MVO, which are sent to the institutions, child and youth homes and other establishments for education, training, work and guardianship of slightly, moderately, seriously and very seriously mentally and physically handicapped children and youth and for behaviourally and personally disturbed children and youth. The data are collected for each observation unit as of 31 December in the current year.

Coverage

is complete.

Definitions and explanations

Children with special needs are according to the Act on Placement of Children with Special Needs (OJ RS, No. 54/2000) mentally handicapped children, blind and weak-sighted, deaf and partially deaf children, children with problems concerning speech, children with moving disturbances, children with diseases of long duration, children with a lack in some fields of education and training, and children with behavioural and personal disturbances who need special implementation of programmes of education and training and with additional professional help or special programmes of education and training.

Institutions for children and youth with special needs educate and train children, youth and young, disabled adults who, due to physical and/or mental handicap, require special forms of education and training (OJ RS No. 12/96).

Levels of training children and youth in class units for training of children and youth with severe developmental difficulties within the institutions or elementary schools by level of training: The goal at the first level is to develop independence, talking and basic social behaviour and manual skills. The goal at the second level is to form child's independence, learning about environment, understandings, talking, evolving manual skills and getting working habits. Education and learning at the third level are aimed at orientation and contact with the surrounding, at evolving manual skills, assimilating techniques, accustoming to the manufacture work under specific conditions and social connection with the surrounding.

Publishing

Yearly:

Rapid Reports.

Statistical Yearbook of the Republic of Slovenia



KOMENTAR

V letu 2003 je bilo v Sloveniji 8 zavodov za otroke in mladostnike s težjimi in težkimi motnjami v duševnem razvoju; v teh zavodih je bilo 793 otrok in mladostnikov, zanje pa je skrbelo 819 zaposlenih. V omenjenih zavodih so prevladovali mladostniki, stari 22 let in več (50,7 %), glede na dolžino bivanja v teh ustanovah pa je bilo največ takih otrok in mladostnikov, ki so v njih bivali od 15 do 20 let (27,5 %).

Zavodov, domov in drugih ustanov za slepe in slabovidne, gluhe in naglušne ter za otroke in mladostnike z ovirami pri gibanju, v katerih otroci in mladostniki lahko tudi bivajo, je bilo v letu 2003 v Sloveniji 7. Otrok in mladostnikov v njihovi oskrbi je bilo 642. Od teh je bilo največ gluhih in naglušnih otrok in mladostnikov (51,1 %). Sledili so jim otroci in mladostniki z ovirami pri gibanju (42,1 %) ter slepi in slabovidni otroci in mladostniki (6,9 %). V teh zavodih, domovih in drugih ustanovah so prevladovali otroci, stari do 10 let (32,2 %).

Zavodov, domov in drugih ustanov za otroke in mladostnike z lažjimi in zmernimi motnjami v duševnem razvoju, je bilo v letu 2003 9, v njih pa bivalo in se izobraževalo 325 otrok in mladostnikov. Od teh jih je največ obiskovalo osnovno šolo (49,8 %), sledili so jim tisti, ki so bili vključeni v oddelke za delovno usposabljanje (30,5 %), 19,7 % pa jih je obiskovalo srednjo šolo. Skoraj polovica (49,5 %) vseh otrok in mladostnikov je bilo starih od 14 do 17 let.

V zavodih za otroke in mladostnike z vedenjskimi in osebnostnimi motnjami je bivalo 426 otrok in mladostnikov, večinoma iz Ljubljane (16,0 %). Čas njihovega bivanja v omenjenih zavodih je različen, večina pa je v njih ostala več kot 24 mesecev. Otroci in mladostniki so bili sprejeti v dom večinoma po odločbi centra za socialno delo (59,7 %). V teh zavodih prevladujejo otroci in mladostniki, stari od 14 do 18 let, ki predstavljajo 70,7 % vseh otrok in mladostnikov v teh zavodih.

Sestava otrok in mladostnikov glede na šolsko izobrazbo njihovih staršev je bila v letu 2003 v teh zavodih taka: 15,0 % otrok in mladostnikov je imelo starše z nepopolno osnovno šolo, 23,6 % otrok je imelo starše z osnovno izobrazbo, 30,0 % je bilo otrok in mladostnikov staršev s srednjo poklicno izobrazbo, 12,9 % otrok in mladostnikov staršev s srednjo strokovno ali splošno izobrazbo in 2,8 % otrok in mladostnikov staršev z višjo oziroma visoko izobrazbo.

Deleži otrok in mladostnikov v zavodih za vedenjsko in osebnostno motene otroke in mladostnike glede na sestavo družine, iz katere prihajajo, so se v letu 2003 gibali takole: največ otrok in mladostnikov, 41,6 %, je živelo z obema staršema, 36,4 % jih je živelo samo z materjo, 9,4 % samo z očetom, 6,1 % v rejništvu, 6,6 % teh otrok in mladostnikov pa je bilo brez staršev.

COMMENT

In 2003 there were 8 institutions for seriously and very seriously mentally handicapped children and youth in Slovenia. There were 793 children and youth in these institutions and 819 employees were taking care of them. Most people in these institutions were youth aged 22 and more (50.7%). As regards the length of stay in the institution, most of the children and youth stay there between 15 and 20 years (27.5%).

There were 7 institutions, child and youth homes and other establishments for blind and weak-sighted, for deaf and partially deaf and children and youth with moving disturbances in which children and youth can also stay. They took care of 642 children and youth. Most of the children and youth were deaf and partially deaf (51.1%), followed by children and youth with moving disturbances (42.1%) and blind and weak-sighted children and youth (6.9%). Most people in these institutions, child and youth homes and other establishments were children aged up to 10 years (32.2%).

In 2003, 325 slightly and moderately handicapped children and youth lived and were educated in 9 institutions, child and youth homes and other establishments. Most of them (49.8%) were attending primary school. They were followed by those that were attending class units for training of children and youth with severe developmental difficulties (30.5%) while 19.7% were in upper secondary school. Most children and youth (49.5%) were aged between 14 and 17 years.

In institutions for behaviourally and personally handicapped children and youth, there were 426 children and youth and most of them were from Ljubljana (16.0%). The duration of their staying is different, but most of them were in there for more than 24 months. Children and youth were accepted by the institutions mostly by the order of the centre for social work (59.7%). Most people in these institutions were aged between 14 and 18 years (70.7% of all children and youth in these institutions).

As regards school education of parents of children and youth in such institutions in 2003, 15.0% did not complete elementary school, 23.6% had complete elementary school, 30.0% had complete upper secondary vocational education, 12.9% had complete upper secondary technical or general education and 2.8% had complete higher or university education.

As regards the family structure in 2003, 41.6% of children and youth in institutions for behaviourally and personally handicapped children and youth had both parents, 36.4% of them had only the mother, 9.4% had only the father, 6.1% were in fosterage and 6.6% of children and youth were without parents.

Sestavila / Prepared by: Nataša Kaluža

Izdaja, založba in tisk Statistični urad Republike Slovenije, Ljubljana, Vožarski pot 12 - **Uporaba in objava podatkov dovoljena le z navedbo vira** - Odgovarja generalna direktorica mag. Irena Krizman - Urednica zbirke Statistične informacije Marina Urbas - Slovensko besedilo jezikovno uredila Ivanka Zobec - Angleško besedilo jezikovno uredil Boris Panič - Tehnični urednik Anton Rojc - Naklada 110 izvodov - ISSN zbirke Statistične informacije 1408-192X - ISSN podzbirke Izobraževanje 1580-1780 - Informacije daje Informacijsko središče, tel.: (01) 241 51 04 - El. pošta: info.stat@gov.si - <http://www.stat.si>.

Edited, published and printed by the Statistical Office of the Republic of Slovenia, Ljubljana, Vožarski pot 12 - **These data can be used provided the source is acknowledged** - Director-General Irena Krizman - Rapid Reports editor Marina Urbas - Slovene language editor Ivanka Zobec - English language editor Boris Panič - Technical editor Anton Rojc - Total print run 110 copies - ISSN of Rapid Reports 1408-192X - ISSN of subcollection Education 1580-1780 - Information is given by the Information Centre of the Statistical Office of the Republic of Slovenia, tel.: +386 1 241 51 04 - E-mail: info.stat@gov.si - <http://www.stat.si>.