



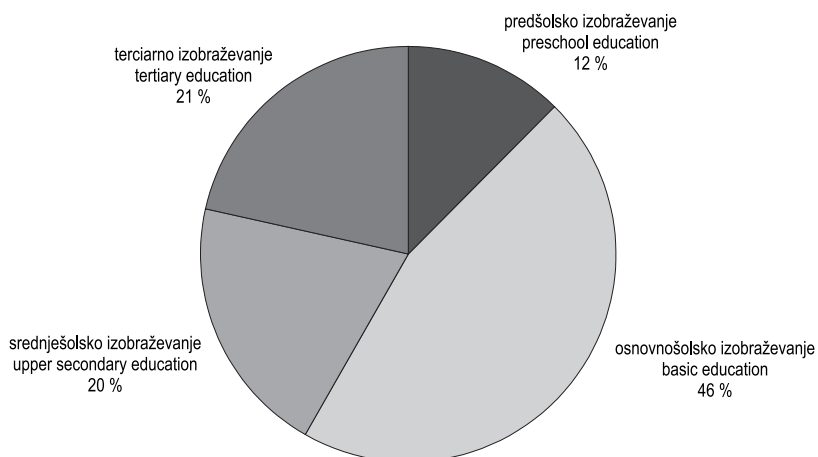
9 IZOBRAŽEVANJE
EDUCATION

št./No 1

IZDATKI ZA FORMALNO IZOBRAŽEVANJE, SLOVENIJA, 2007–2010 – končni podatki
EXPENDITURE FOR FORMAL EDUCATION, SLOVENIA, 2007-2010 – final data

- ▶ Celotni proračunski izdatki za formalno izobraževanje v Sloveniji so v letu 2010 presežli 2 milijardi EUR, njihov delež v BDP je ostal nespremenjen glede na leto 2009 (to je 5,66 %).
- ▶ Transferji gospodinjstvom in drugim zasebnim entitetam v letu 2010 so predstavljali skoraj 8 % celotnih javnih proračunskih izdatkov za formalno izobraževanje v letu, javni izdatki za izobraževalne ustanove pa preostalih 92 %.
- ▶ Več kot dve tretjini teh transferjev sta bili v letu 2010 namenjeni za terciarno izobraževanje. Javni transferji so tako predstavljali skoraj četrtino vseh izdatkov za terciarno izobraževanje.
- ▶ Celotni izdatki za izobraževalne ustanove (javni-proračunski, zasebni, mednarodni), izraženi z deležem v BDP, so se v letu 2010 glede na leto 2009 zmanjšali na vseh ravneh izobraževanja, razen na ravni predšolskega izobraževanja (tam so se povečali).
- ▶ Glede na raven izobraževanja je bil delež zasebnih izdatkov za izobraževalne ustanove največji v predšolskem izobraževanju (tu je v letu 2010 predstavljal 21 % vseh izdatkov za izobraževalne ustanove predšolskega izobraževanja) in v terciarnem izobraževanju (tu so zasebni izdatki v letu 2010 predstavljali 15 % vseh izdatkov za izobraževalne ustanove terciarnega izobraževanja).
- ▶ Total public expenditure for formal education in Slovenia in 2010 exceeded EUR 2 billion; in comparison with 2009 its share in gross domestic product remained the same (5.66%).
- ▶ Of total public expenditure for educational institutions in 2010, 8% were transfers to households and other private entities and the remaining 92% was public expenditure for educational institutions.
- ▶ In 2010, more than two-thirds of public transfers were intended for tertiary education. Public transfers thus represented almost a quarter of total public expenditure for tertiary education.
- ▶ Compared to 2009, total (public-budgetary, private, international) expenditure for educational institutions in 2010, expressed as a percentage of GDP, decreased at all levels of education, except in institutions of basic education, where expenditure increased.
- ▶ By level of education, in 2010 the share of private expenditure for educational institutions was the highest in preschool education (21% of total expenditure for preschool education institutions) and in tertiary education (almost 15% of total expenditure for tertiary education institutions).

Grafikon 1: Struktura celotnih izdatkov za izobraževalne ustanove po ravneh izobraževanja, Slovenija, 2010
Chart 1: Structure of total expenditure for educational institutions by level of education, Slovenia, 2010



© SURS

Celotni proračunski izdatki za formalno izobraževanje vsako leto višji

Absolutni znesek javnih proračunskih izdatkov za formalno izobraževanje se je od leta 2007 do leta 2010 vsako leto zvišal, njihov delež v BDP pa prav tako, razen v letu 2010; v letu 2010 je njihov delež v BDP ostal enak kot v letu 2009.

V letu 2007 so znašali 1.783,1 milijona EUR ali 5,15 % BDP, v letu 2008 so znašali 1.937,8 milijona EUR ali 5,20 % BDP, v letu 2009 so znašali 2.013,9 milijona EUR ali 5,66 % BDP, v letu 2010 pa 2.016,5 milijona EUR ali 5,66 % BDP.

Total public expenditure for formal education is on the rise

The absolute amount of public expenditure for formal education and the share in GDP increased every year in the 2007-2010 period, except in 2010 when the share in GDP remained the same as in 2009.

In 2007 total public expenditure for formal education amounted to EUR 1,783.1 million (5.15% of GDP), in 2008 to EUR 1,937.8 million (5.20% of GDP), in 2009 to EUR 2,013.9 million (5.66% of GDP) and in 2010 to EUR 2,016.5 million (5.66% of GDP).

Tabela 1: Celotni proračunski izdatki za formalno izobraževanje v BDP po ravneh izobraževanja, Slovenija

Table 1: Total public expenditure for formal education as a percentage of GDP by level of education, Slovenia

%

Leto	Ravni izobraževanja/Levels of education					Year
	skupaj ¹⁾ total ¹⁾	predšolsko izobraževanje preschool education	osnovnošolsko izobraževanje basic education	srednješolsko izobraževanje upper secondary education	terciarno izobraževanje tertiary education	
2007	5,15	0,46	2,33	1,16	1,21	2007
2008	5,20	0,49	2,35	1,15	1,21	2008
2009	5,66	0,56	2,48	1,25	1,37	2009
2010	5,66	0,58	2,48	1,24	1,36	2010

1) Zaradi zaokroževanja se vsote včasih ne ujemajo./The totals do not match because of rounding.

Vir/Source: SURS

Največji delež celotnih proračunskih izdatkov za formalno izobraževanje namenjen za osnovnošolsko izobraževanje

Največji delež celotnih javnih proračunskih izdatkov za formalno izobraževanje v BDP v letu 2010 je bil namenjen za osnovnošolsko izobraževanje, in sicer 2,48 % BDP; za terciarno izobraževanje je bilo namenjenih 1,36 % BDP, za srednješolsko izobraževanje 1,24 % BDP, za predšolsko izobraževanje pa 0,58 % BDP.

The highest share of total public expenditure intended for basic education

In 2010, the highest share of total public budget expenditure for formal education in GDP was intended for basic education (2.48%), followed by tertiary education with 1.36%, upper secondary education with 1.24% and preschool education with 0.58%.

Tabela 2: Celotni proračunski izdatki za formalno izobraževanje po ravneh izobraževanja in namenu porabe, Slovenija

Table 2: Total public expenditure for formal education by level of education and purpose of expenditure, Slovenia

1.000 EUR

Celotni proračunski izdatki	Ravni izobraževanja/Levels of education						Total public expenditure
	skupaj ¹⁾ total ¹⁾	predšolsko izobraževanje preschool education	osnovnošolsko izobraževanje basic education	srednješolsko izobraževanje upper secondary education	terciarno izobraževanje tertiary education	nerazporejeno po ravneh not allocated by levels	
2007							
Skupaj¹⁾	1.783.119	157.788	805.668	401.314	418.285	65	Total¹⁾
neposredna poraba za izobraževalne ustanove	1.638.941	157.782	805.595	352.584	322.980	21	direct expenditure for public institutions
transferji, plačila za gospodinjstva in druge zasebne entitete	144.178	6	73	48.730	95.305	89	transfers and payments to households and other private entities
študentske in druge pomoči študentom	143.791	-	-	48.507	95.283	-	scholarships and other grants to students
transferji za druge zasebne entitete	387	6	73	222	22	89	transfers to other private entities

- ni pojava/no occurrence of event

1) Zaradi zaokroževanja se vsote včasih ne ujemajo./The totals do not match because of rounding.

Vir/Source: SURS

Tabela 2: Celotni proračunski izdatki za formalno izobraževanje po ravneh izobraževanja in namenu porabe, Slovenija (nadaljevanje)

Table 2: Total public expenditure for formal education by level of education and purpose of expenditure, Slovenia (continued)

1.000 EUR

Celotni proračunski izdatki	Ravni izobraževanja/Levels of education						Total public expenditure
	skupaj ¹⁾ total ¹⁾	predšolsko izobraževanje preschool education	osnovnošolsko izobraževanje basic education	srednješolsko izobraževanje upper secondary education	terciarno izobraževanje tertiary education	nerazporejeno po ravneh not allocated by levels	
2008							
Skupaj¹⁾	1.937.823	182.281	876.439	427.515	451.478	109	Total¹⁾
neposredna poraba za izobraževalne ustanove	1.785.275	182.275	876.322	380.011	346.646	21	direct expenditure for public institutions
transferji, plačila za gospodinjstva in druge zasebne entitete	152.548	6	117	47.504	104.832	89	transfers and payments to households and other private entities
štípendije in druge pomoči študentom	151.959	-	-	47.139	104.820	-	scholarships and other grants to students
transferji za druge zasebne entitete	589	6	117	364	13	89	transfers to other private entities
2009							
Skupaj¹⁾	2.013.949	198.886	880.868	444.201	488.410	1583	Total¹⁾
javni izdatki neposredno za izobraževalne ustanove	1.857.276	198.874	880.768	395.471	380.651	1512	public direct expenditure for educational institutions
transferji, plačila gospodinjstvom in drugim zasebnim entitetam	156.672	13	100	48.729	107.759	71	transfers and payments to households and other private entities
štípendije in druge pomoči študentom	156.389	-	-	48.629	107.759	-	scholarships and other grants to students
transferji za druge zasebne entitete	283	13	100	100	0	71	transfers to other private entities
2010							
Skupaj¹⁾	2.016.547	207.217	882.440	444.603	484.912	1375	Total¹⁾
javni izdatki neposredno za izobraževalne ustanove	1.848.811	207.212	882.400	386.495	371.408	1295	public direct expenditure for educational institutions
transferji, plačila gospodinjstvom in drugim zasebnim entitetam	167.736	5	40	54.108	113.503	80	transfers and payments to households and other private entities
štípendije in druge pomoči študentom	167.571	-	-	54.068	113.503	-	scholarships and other grants to students
transferji za druge zasebne entitete	164	5	40	40	0	80	transfers to other private entities

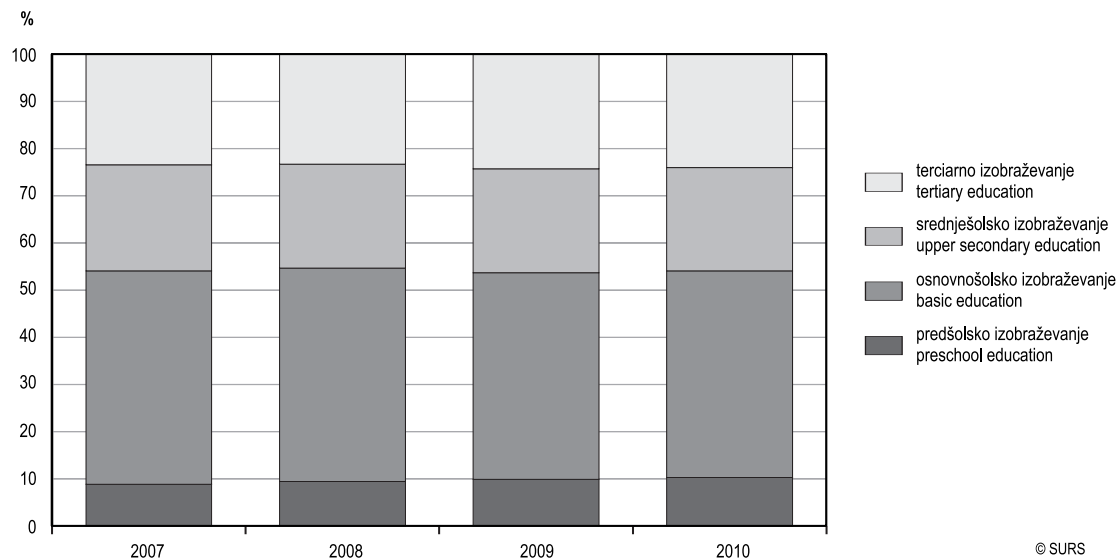
- ni pojava/no occurrence of event

1) Zaradi zaokroževanja se vsote včasih ne ujemajo./The totals do not match because of rounding.

Vir/Source: SURS

Grafikon 2: Struktura celotnih proračunskih izdatkov za formalno izobraževanje po ravneh izobraževanja, Slovenija, 2010

Chart 2: Structure of total public expenditure for formal education by level of education, Slovenia, 2010



© SURS

Vir/Source: SURS

Za osnovnošolsko izobraževanje skoraj polovica sredstev

V letu 2010 je bilo za osnovnošolsko izobraževanje namenjenih 43,8 % vseh javnih sredstev za formalno izobraževanje. Za terciarno izobraževanje je bilo namenjenih 24,1 %, za srednješolsko izobraževanje 21,8 % in za predšolsko izobraževanje 10,3 % javnih sredstev.

Struktura porabe celotnih proračunskih sredstev po ravneh izobraževanja je bila v letih 2007 in 2008 podobna; v letu 2010 se je v primerjavi z letom 2009 nekoliko povečal delež izdatkov za osnovnošolsko in predšolsko izobraževanje, nekoliko znižal pa se je delež izdatkov za srednješolsko in terciarno izobraževanje.

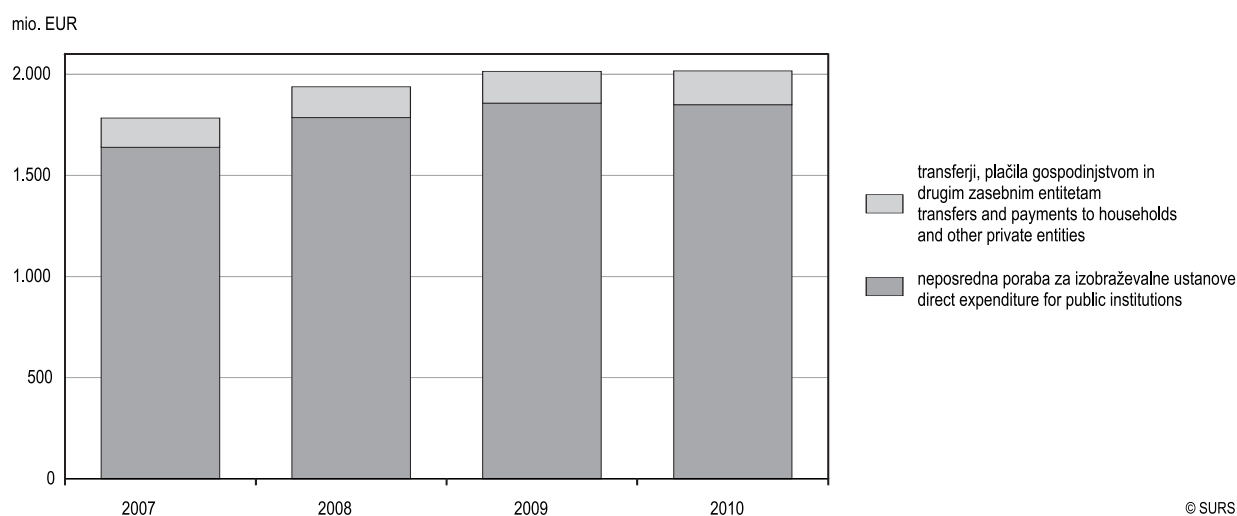
Almost half the funds go to basic education

In 2010, 43.8% of total public expenditure for formal education was intended for basic education, 24.1% for tertiary education, 21.8% for upper secondary education and 10.3% for preschool education.

The structure of public expenditure by levels of education in 2006, 2007 and 2008 was similar. Compared to 2009, in 2010 the shares of expenditure slightly increased for basic and preschool education, while the shares of expenditure for upper secondary and tertiary education decreased.

Grafikon 3: Celotni proračunski izdatki za formalno izobraževanje po namenu porabe, Slovenija

Chart 3: Total public expenditure for formal education by purpose of expenditure, Slovenia



Vir/Source: SURS

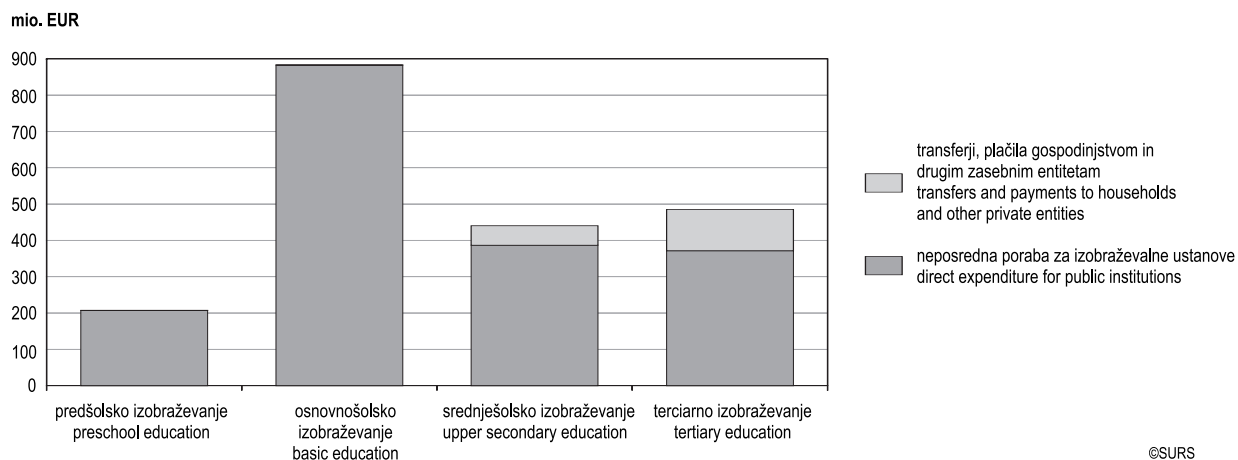
Javni transferji predvsem za terciarno izobraževanje

Transferji, namenjeni gospodinjstvom in drugim zasebnim entitetam, so v letih 2007, 2008, 2009 in 2010 predstavljali manj kot desetino celotnih javnih proračunskih izdatkov za formalno izobraževanje (v letih 2007, 2008, 2009 in 2010 po 8 %). Skoraj vsi transferji so bili namenjeni za terciarno izobraževanje (okoli dve tretjini) in za srednješolsko izobraževanje (več kot tretjina). V sestavi celotnih proračunskih izdatkov za terciarno izobraževanje v letu 2010 so tako transferji za gospodinjstva in druge zasebne entitete predstavljali manj kot četrtino celotnih javnih proračunskih izdatkov.

Public transfers mainly for tertiary education

In the 2007-2010 period public transfers to households and other private entities represented less than a tenth of total public expenditure for education: 8% per year. Almost all public transfers were intended for tertiary (about two thirds) and upper secondary (more than a third) education. In the structure of tertiary education expenditure in 2010, transfers to households and other private entities represented almost a quarter.

Grafikon 4: Celotni proračunski izdatki za formalno izobraževanje po ravneh izobraževanja in namenu porabe, Slovenija, 2010
Chart 4: Total public expenditure for formal education by level of education and purpose of expenditure, Slovenia, 2010



Vir/Source: SURS

Investicijski izdatki vse nižji

V letu 2007 je bilo za izobraževalne ustanove namenjenih 91,9 % vseh javnih izdatkov za formalno izobraževanje, v letu 2008 in 2009 je ta delež obsegal 92 %, v letu 2010 pa 91,7 %.

Investicijski izdatki med vsemi javnimi izdatki za izobraževalne ustanove so se z leti zmanjševali: v letu 2007 so znašali 10 %, v letu 2008 so znašali 9,9 %, v letu 2009 9,6 %, v letu 2010 pa 8,4 %.

Delež mednarodnih (tujih) virov sredstev majhen

Mednarodni (tuji) viri sredstev za formalno izobraževanje so med vsemi sredstvi za formalno izobraževanje predstavljali le majhen delež (manj kot 1 %).

Največji delež teh sredstev je bil plačan neposredno izobraževalnim ustanovam, in sicer 72,5 % v letu 2007, 63,3 % v letu 2008, 57,9 % v letu 2009 in 53,4 % v letu 2010. Preostali del sredstev pa je bil nakazan kot transfer centralni ali lokalni državi (državi in občinam).

Investment expenditure down

In 2007, 91.9% of total public expenditure for formal education was spent on educational institutions; in 2008 and 2009 the share was 92% and in 2010 it was 91,7%.

Investment expenditure in total public expenditure for educational institutions was declining over the years. In 2007 the share was 10%, in 2008 it was 9.9%, in 2009 it was 9.6% and in 2010 it was 8.4%.

Modest international (foreign) sources of funds

International (foreign) sources of funds for education represented only a low share of total expenditure for education (less than 1%).

The highest share of international (foreign) expenditure for education was paid directly to educational institutions: 72.5% in 2007, 63.3% in 2008, 57.9% in 2009 and 53.4% in 2010. The remaining part of international funds was transfers to central/local government (state and municipalities).

Tabela 3: Mednarodni (tuji) viri sredstev za formalno izobraževanje, Slovenija

Table 3: International (foreign) sources of funds for formal education, Slovenia

1.000 EUR

Mednarodni oz. tuji viri	Leto/Year				International (foreign) sources of funds
	2007 ¹⁾	2008	2009	2010 ¹⁾	
Skupaj	23.695	14.934	24.006	28.695	Total
plačani neposredno izobraževalnim ustanovam	17.168	9.457	13.888	15.348	paid directly to educational institutions
transferji plačani centralni/lokalni državi	6.527	5.477	10.117	13.347	paid to central/local government

1) Zaradi zaokroževanja se vsote včasih ne ujemajo. /The totals do not match because of rounding.

Vir/Source: SURS

Izdatki gospodinjstev in drugih zasebnih entitet za izobraževalne ustanove zavzemali v strukturi zasebnih izdatkov za formalno izobraževanje največji delež

V strukturi zasebnih izdatkov za formalno izobraževanje so predstavljali največji delež izdatki gospodinjstev in drugih zasebnih entitet za izobraževalne ustanove (za šolnine, za šolo v naravi, za učbeniški sklad, za ekskurzije ...), in sicer nekaj manj kot tri četrtine. Izdatki gospodinjstev za izobraževalne izdelke

Expenditure of households and other private entities for educational institutions prevails

The highest share in the structure of private expenditure for formal education (almost three quarters) was expenditure of households and other private entities for educational institutions (for school fees, outdoor education, textbook fund, field trips, etc.). Household expenditure for

in storitve zunaj izobraževalnih ustanov (izdatki za šolsko opremo, za knjige, za inštrukcije...) so predstavljali nekaj manj kot petino vseh izdatkov, preostali del (5,7 % v letu 2007, 6,8 % v letu 2008, 6,2 % v letu 2009 in 5,8 % v letu 2010) pa je predstavljala finančna pomoč podjetij, namenjena študentom in gospodinjstvom (kadrovske štipendije podjetij).

Celotni izdatki za izobraževalne ustanove v 2010 nižji kot v 2009

Celotni izdatki (javni, zasebni, mednarodni) za izobraževalne ustanove so leta 2010 znašali 2.106,6 milijona EUR, to je za 0,3 % manj kot v letu 2009.

Njihov delež v BDP pa se je od leta 2007 do leta 2009 povečeval (v letu 2007 je znašal 5,50 %, v letu 2008 5,45 % v letu 2009 pa 5,94 %), v letu 2010 pa se je zmanjšal (znašal je 5,92 %). Celotni izdatki za izobraževalne ustanove v letu 2010, izraženi z deležem v BDP, so se v primerjavi z letom 2009 najbolj povečali na ravni predšolskega izobraževanja (za 0,03 odstotne točke).

educational goods and services outside educational institutions (for school equipment, books, instructions, etc.) represented less than a fifth of total expenditure, while the rest (5.7% in 2007, 6.8% in 2008, 6.2% in 2009 and 5.8% in 2010) was financial aid to students/households by enterprises (sponsorships).

The 2010 total expenditure for educational institutions lower on annual level

In 2010, total (public, private and international) expenditure for educational institutions amounted to EUR 2,106.6 million and was thus 0.3% lower than in 2009.

Its share in GDP decreased from 5.50% in 2007 to 5.45% in 2008, increased to 5.94% in 2009 and decreased to 5.92% in 2010. Compared to 2009, the 2010 total expenditure for educational institutions as a percentage of GDP increased the most in preschool education (by 0.03 of a percentage point).

Tabela 4: Zasebni izdatki gospodinjstev in drugih zasebnih entitet za formalno izobraževanje, Slovenija

Table 4: Private expenditure of households and other private entities for formal education, Slovenia

1.000 EUR

Zasebni izdatki	Leto/Year				Private expenditure
	2007	2008	2009	2010	
Izdatki gospodinjstev in drugih zasebnih entitet plačani neposredno izobraževalnim ustanovam	247.824	233.923	241.196	242.476	Expenditure of households and other private entities paid directly to educational institutions
Izdatki drugih zasebnih entitet za finančno pomoč študentom in gospodinjstvom	18.405	21.040	19.872	19.151	Expenditure of other private entities for financial aid to students/households
Izdatki gospodinjstev za izobraževalne storitve in izdelke zunaj izobraževalnih ustanov	58.312	54.458	60.081	66.705	Expenditure of households for educational goods and services outside educational institutions

Vir/Source: SURS

Tabela 5: Celotni izdatki za izobraževalne ustanove (javni-proračunski, zasebni in mednarodni) po ravneh izobraževanja, Slovenija

Table 5: Total (public-budgetary, private and international) expenditure for educational institutions by level of education, Slovenia

1.000 EUR

	Ravni izobraževanja/Levels of education						
	skupaj ¹⁾ total ¹⁾	predšolsko izobraževanje preschool education	osnovnošolsko izobraževanje basic education	srednješolsko izobraževanje upper secondary education	terciarno izobraževanje tertiary education	nerazporejeno po ravneh not allocated by levels	
2007							
Skupaj¹⁾	1.903.933	207.207	873.639	387.818	435.270	0	Total¹⁾
javni-proračunski	1.638.941	157.782	805.595	352.584	322.980	0	public-budgetary
zasebni	247.824	49.401	67.803	35.006	95.614	0	private
mednarodni	17.168	24	241	228	16.676	0	international
2008							
Skupaj¹⁾	2.028.655	235.193	954.252	416.762	422.427	21	Total¹⁾
javni-proračunski	1.785.275	182.275	876.322	380.011	346.646	21	public-budgetary
zasebni	233.923	52.917	77.773	36.244	66.989	0	private
mednarodni	9.457	1	157	507	8.792	0	international
2009							
Skupaj¹⁾	2.112.360	250.879	964.542	435.015	460.412	1.512	Total¹⁾
javni-proračunski	1.857.276	198.874	880.768	395.471	380.651	1.512	public-budgetary
zasebni	241.196	51.994	83.622	38.764	66.815	0	private
mednarodni	13.888	11	152	779	12.946	0	international
2010							
Skupaj¹⁾	2.106.634	262.019	964.255	426.596	452.470	1.295	Total¹⁾
javni-proračunski	1.848.811	207.212	882.400	386.495	371.408	1.295	public-budgetary
zasebni	242.476	54.805	81.400	39.068	67.202	0	private
mednarodni	15.348	1	454	1033	13.859	0	international

1) Zaradi zaokroževanja se vsote včasih ne ujemajo./The totals do not match because of rounding.

Vir/Source: SURS

Največ sredstev namenjenih za osnovnošolsko izobraževanje

V sestavi celotnih izdatkov za izobraževalne ustanove po ravneh izobraževanja so zavzemali največji delež izdatki za ustanove na ravni osnovnošolskega izobraževanja (47 % v letu 2009), sledili so izdatki za ustanove na ravni terciarnega izobraževanja (21 % v letu 2009), izdatki za ustanove na ravni srednješolskega izobraževanja (21 % v letu 2009) in izdatki za ustanove na ravni predšolskega izobraževanja (11 % v letu 2009).

Funds for basic education prevail

In the structure of total expenditure for educational institutions by levels of education, the highest share was that of expenditure for basic education institutions (47% in 2009), followed by expenditure for tertiary education institutions (21% in 2009), upper secondary education institutions (21% in 2009) and preschool education institutions (11% in 2009).

Tabela 6: Deleži celotnih izdatkov za izobraževalne ustanove v BDP po ravneh izobraževanja, Slovenija

Table 6: Total expenditure for educational institutions as a percentage of GDP by level of education, Slovenia

% BDP/of GDP

	Ravni izobraževanja/Levels of education						
	skupaj ¹⁾ total ¹⁾	predšolsko izobraževanje preschool education	osnovnošolsko izobraževanje basic education	srednješolsko izobraževanje upper secondary education	terciarno izobraževanje tertiary education	nerazporejeno po ravneh not allocated by levels	
2007							
Skupaj¹⁾	5,50	0,60	2,53	1,12	1,26	0,00	Total¹⁾
javni-proračunski	4,74	0,46	2,33	1,02	0,93	0,00	public-budgetary
zasebni	0,72	0,14	0,20	0,10	0,28	0,00	private
mednarodni	0,05	0,00	0,00	0,00	0,05	0,00	international
2008							
Skupaj¹⁾	5,45	0,63	2,56	1,12	1,13	0,00	Total¹⁾
javni-proračunski	4,79	0,49	2,35	1,02	0,93	0,00	public-budgetary
zasebni	0,63	0,14	0,21	0,10	0,18	0,00	private
mednarodni	0,03	0,00	0,00	0,00	0,02	0,00	international
2009							
Skupaj¹⁾	5,94	0,71	2,71	1,22	1,29	0,00	Total¹⁾
javni-proračunski	5,22	0,56	2,48	1,11	1,07	0,00	public-budgetary
zasebni	0,68	0,15	0,24	0,11	0,19	0,00	private
mednarodni	0,04	0,00	0,00	0,00	0,04	0,00	international
2010							
Skupaj¹⁾	5,92	0,74	2,71	1,20	1,27	0,00	Total¹⁾
javni-proračunski	5,19	0,58	2,48	1,09	1,04	0,00	public-budgetary
zasebni	0,68	0,15	0,23	0,11	0,19	0,00	private
mednarodni	0,04	0,00	0,00	0,00	0,04	0,00	international

1) Zaradi zaokroževanja se vsote včasih ne ujemajo./The totals do not match because of rounding.

Vir/Source: SURS

Celotni proračunski izdatki nekoliko višji

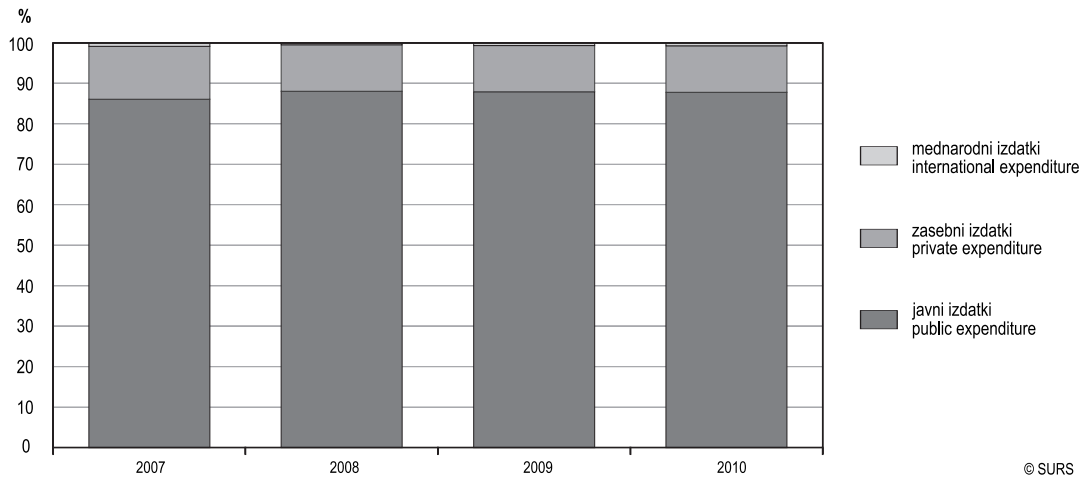
Med celotnimi izdatki za izobraževalne ustanove so predstavljali največji del proračunski izdatki, in sicer v letu 2007 okoli 86 %, v letih 2008, 2009 in 2010 pa po okoli 88 %.

Total public expenditure higher

The highest share of total expenditure for educational institutions was that of public expenditure, about 86% in 2007 and about 88% per year in 2008, 2009 and 2010.

Grafikon 5: Struktura javnih, zasebnih in mednarodnih izdatkov za izobraževalne ustanove, Slovenija

Chart 5: Structure of public, private and international expenditure for educational institutions, Slovenia



© SURS

Vir/Source: SURS

Delež zasebnih izdatkov največji v predšolskem izobraževanju

Zasebni izdatki so v letu 2007 predstavljali okoli 13 % celotnih izdatkov za izobraževalne ustanove, v letih 2008, 2009 in 2010 pa se je njihov delež znižal, in sicer v vsakem letu za malo več kot 1 odstotno točko.

Glede na raven izobraževanja je bil delež zasebnih izdatkov za izobraževalne ustanove največji v predšolskem izobraževanju (tu je v letu 2010 predstavljal 21 % vseh izdatkov za izobraževalne ustanove predšolskega izobraževanja) in v terciarnem izobraževanju (tu so zasebni izdatki v letu 2010 predstavljali 15 % vseh izdatkov za izobraževalne ustanove terciarnega izobraževanja).

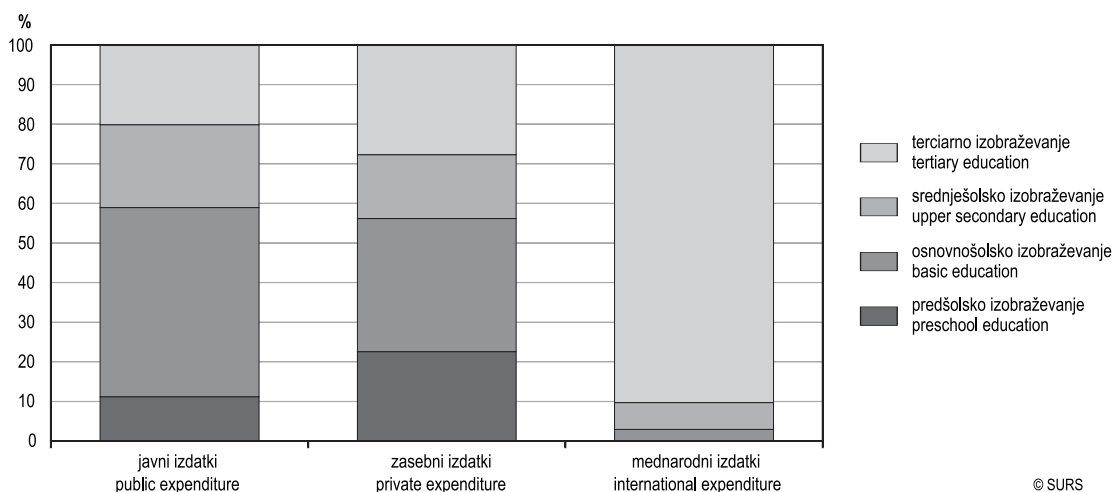
The highest share of private expenditure in preschool education

Private expenditure in 2007 represented around 13% of total expenditure for educational institutions, while in 2008, 2009 and 2010 there was a decrease by more than one percentage point per year.

By level of education, the share of private expenditure was the highest in preschool education (21% of total expenditure for preschool education institutions in 2010) and tertiary education (15% of total expenditure for tertiary education institutions in 2010).

Grafikon 6: Struktura javnih, zasebnih in mednarodnih izdatkov za izobraževalne ustanove po ravneh izobraževanja, Slovenija, 2010

Chart 6: Structure of public, private and international expenditure for educational institutions by level of education, Slovenia, 2010



© SURS

Vir/Source: SURS

Mednarodni (tuji) viri (izdatki) za izobraževalne ustanove znašali manj kot odstotek

Mednarodni izdatki za izobraževalne ustanove so v letu 2010 predstavljali 0,7% vseh izdatkov za izobraževalne ustanove. Velika večina mednarodnih sredstev je bila namenjena za terciarno izobraževanje, in sicer so ta sredstva v letu 2010 predstavljala 3,1% vseh izdatkov za izobraževalne ustanove v terciarnem izobraževanju.

International expenditure for educational institutions lower than 1%

In 2010, international expenditure represented 0.7% of total expenditure for educational institutions. The large majority of international funds was spent for tertiary education, where these funds represented 3.1% of total expenditure for tertiary education institutions in 2010.

Tabela 7: Celotni izdatki za formalno izobraževanje, Slovenija

Table 7: Total expenditure for formal education, Slovenia

1.000 EUR

	Leto/Year				
	2007	2008	2009	2010	
Skupaj	1.962.245	2.083.113	2.172.441	2.173.339	Total
za izobraževalne ustanove	1.903.933	2.028.655	2.112.360	2.106.634	for educational institutions
za izobraževalne izdelke in storitve zunaj izobraževalnih ustanov	58.312	54.458	60.081	66.704	for educational services and goods purchased other than by educational institutions

Vir/Source: SURS

Celotni izdatki za formalno izobraževanje znašali 5,7 % BDP

Celotni izdatki za formalno izobraževanje (vsi izdatki za izobraževalne ustanove in izdatki gospodinjstev za izobraževalne izdelke in storitve zunaj izobraževalnih ustanov) v Sloveniji so v letu 2007 znašali 1.962,2 milijona EUR ali 5,67 % BDP.

V letih 2008, 2009 in 2010 so se celotni izdatki za formalno izobraževanje sicer povečali, in sicer v letu 2008 na 2.083,1 milijona EUR, v letu 2009 na 2.172,4 milijona EUR, v letu 2010 pa na 2.173,3 milijona EUR, njihov delež v BDP pa se je povečal v letu 2008 na 5,59 %, v letu 2009 na 6,11 % BDP in v letu 2010 se je rahlo znižal, na 6,10 % BDP.

Total expenditure for formal education amounted to 5.7% of GDP

Total expenditure for educational institutions (total expenditure for educational institutions and household expenditure for educational goods and services outside educational institutions) in Slovenia amounted in 2007 to EUR 1,962.2 million, which was 5.67% of GDP.

In the following three years total expenditure for formal education increased to EUR 2,083.1 million in 2008, to EUR 2,172.4 million in 2009 and to EUR 2,173.3 million in 2010, but their share in GDP was 5.59% in 2008, it rose to 6.11% in 2009 and it slightly fell to 6.10% in 2010.

Izdatki gospodinjstev za formalno izobraževanje v letu 2010 presegli 66 milijonov EUR

Izdatki gospodinjstev za izobraževalne izdelke in storitve zunaj izobraževalnih ustanov so se, po oceni na podlagi Ankete o porabi v gospodinjstvih, povečali z 58,3 milijona EUR (v letu 2007) na 66,7 milijona EUR (v letu 2010), njihov delež v celotnih izdatkih za formalno izobraževanje pa se je povečal s 3,0 % (v letu 2006) na 3,2 % (v letu 2010).

Household expenditure for educational goods and services amounted more than EUR 66 million in 2010

According to estimates based on the Household Budget Survey, household expenditure for educational goods and services outside educational institutions increased from EUR 58.3 million in 2007 to EUR 66.7 million in 2010, while its share in total expenditure for education increased from 3.0% in 2006 to 3.2% in 2010.

DRUGI ZNAMENJI

- ni pojava
- , decimalna vejica

OTHER SIGNS

- no occurrence of event
- , decimal point

KRATICE

- BDP bruto domači proizvod
- EUR evro
- SURS Statistični urad Republike Slovenije

ABBREVIATIONS

- GDP gross domestic product
- EUR Euro
- R&D Research and Development
- SURS Statistical Office of the Republic of Slovenia

MERSKA ENOTA

- mio. milijon

UNIT OF MEASUREMENT

- mio. million

METODOLOŠKA POJASNILA

Namen raziskovanja

je pridobiti mednarodno primerljive podatke o izdatkih za formalno izobraževanje v Sloveniji, glede na namen izdatkov in raven izobraževanja.

Zajetje

Vključeni so javni, mednarodni in zasebni izdatki za formalno izobraževanje.

Javni izdatki vključujejo izdatke države in občin za izobraževanje; ti izdatki se naprej delijo na neposredne izdatke za poučevalne in nepoučevalne izobraževalne ustanove in na transferje oz. druga plačila gospodinjstvom in drugim zasebnim entitetam.

Mednarodni izdatki (oz. viri sredstev) vključujejo mednarodna plačila oz. plačila iz tujine neposredno izobraževalnim ustanovam in transferjet državi/občinam.

Zasebni izdatki vključujejo izdatke gospodinjstev in izdatke drugih zasebnih entitet za izobraževanje. Izdatki gospodinjstev vključujejo neposredne izdatke za izobraževalne ustanove in izdatke za izobraževalne izdelke in storitve, kupljene zunaj izobraževalnih ustanov. Izdatki drugih zasebnih entitet pa vključujejo plačila neposredno izobraževalnim ustanovam in plačila za finančno pomoč študentom/gospodinjstvom.

Navedeni izdatki so razvrščeni tudi po ravneh izobraževanja.

Izdatki za formalno izobraževanje so izračunani v skladu s skupno metodologijo treh mednarodnih organizacij UNESCO, OECD in Eurostat (s kratico: metodologija UOE).

Viri podatkov in poročevalske enote

Vir podatkov o javnih izdatkih za izobraževanje so bile evidence ministrstev, ki financirajo formalno izobraževanje, predvsem Ministrstva za izobraževanje, znanost, kulturo in šport, kot glavnega financerja, Ministrstva za finance (izdatki občin), Ministrstva za delo, družino in socialne zadeve (pomoči študentom – republiške, Zoisove štipendije, otroški dodatki). Ministrstva so bila tudi poročevalske enote SURS-u za javne izdatke o izobraževanju.

Vir podatkov o javnih, zasebnih in mednarodnih izdatkih za izobraževalne ustanove so bili zaključni računi izobraževalnih ustanov.

Vir nekaterih podatkov so bila tudi raziskovanja SURS-a, in sicer:

- o izdatkih za izobraževalne izdelke in storitve zunaj izobraževalnih ustanov – Anketa o porabi v gospodinjstvih,
- o izdatkih drugih zasebnih entitet za finančno pomoč študentom/gospodinjstvom – raziskovanje o kadrovskih štipendijah dijakom in študentom,
- o izdatkih za raziskovalno-razvojno dejavnost v terciarnem sektorju – raziskovanje o raziskovalno razvojni dejavnosti.

Deleži izdatkov za formalno izobraževanje v BDP so izračunani na podlagi zadnje revizije BDP (z dne 30. avgusta 2012).

Definicije in pojasnila

Formalno izobraževanje pomeni izobraževanje, po zaključku katerega posameznik pridobi višjo raven izobrazbe.

Ravni izobraževanja – izdatki za izobraževanje so razvrščeni po osnovnih ravneh izobraževanja v Sloveniji; te so: predšolsko izobraževanje, osnovnošolsko, srednješolsko in terciarno izobraževanje.

METHODOLOGICAL EXPLANATIONS

The purpose of the survey

is to obtain internationally comparable data on expenditure for formal education in Slovenia by purpose of expenditure and level of education.

Coverage

The survey covers public, international and private expenditure for formal education.

Public expenditure covers expenditure by the central government and municipalities, and is further divided into direct expenditure for instructional and non-instructional educational institutions and transfers and other payments to households and other private entities.

International expenditure (or sources of funds) covers international payments (i.e. payments from abroad) directly to educational institutions and transfers to the central government and municipalities.

Private expenditure covers household expenditure and expenditure of other private entities for education. Household expenditure covers direct expenditure for educational institutions and expenditure for educational goods and services bought outside educational institutions. Expenditure of other private entities covers payments directly to educational institutions and payments for financial assistance to students/households.

All this expenditure is broken down by levels of education.

Expenditure for formal education is calculated in accordance with the common methodology of three international organisations UNESCO, OECD and Eurostat (UOE methodology).

Data sources and reporting units

Sources of data on public expenditure for education are records of ministries financing formal education, especially the Ministry of Education, Science, Culture and Sport as the principal providers of funds, the Ministry of Finance (expenditure of municipalities), the Ministry of Labour, Family and Social Affairs (assistance to students – national scholarships, Zois scholarships, child benefits). Ministries were reporting units for public expenditure for education.

Sources of data on public, private and international expenditure for educational institutions were annual accounts of educational institutions.

For some data, the sources were surveys conducted by the Statistical Office of the Republic of Slovenia:

- on expenditure for educational goods and services outside educational institutions – the Household Budget Survey,
- on expenditure of other private entities for financial support to students/households – the survey on sponsorships for pupils and students,
- on expenditure for R&D activity in the tertiary sector – the survey on R&D activity.

Expenditure for formal education as percentage of GDP is calculated on the basis of revised GDP (30 August 2012).

Definitions and explanations

Formal education is education upon the conclusion of which an individual acquires a higher level of education.

Levels of education – expenditure for education is classified by basic levels of education in Slovenia, i.e. preschool education, basic education, upper secondary and tertiary education.

Glede na razpoložljivost podatkov v obstoječih evidencah (proračunske evidence, zaključni računi) je osnova za razvrščanje finančnih podatkov po ravneh izobraževanja glavna dejavnost oziroma vrsta izobraževalnega programa, za katerega so izobraževalne ustanove registrirane, in ne posamezni izobraževalni programi znotraj izobraževalnih ustanov.

Med izdatki za predšolsko izobraževanje je prikazan ocenjen delež izdatkov, povezanih z izvajanjem programa za drugo starostno obdobje otrok, vključenih v vrtce.

Od leta 2005 dalje od vrednosti izdatkov za osnovnošolsko izobraževanje odštejemo vrednost dela izdatkov za oddelke vrtcev v osnovnih šolah in jo prištevamo k izdatkom za predšolsko izobraževanje. Ocenjeni del navedenih izdatkov za prvo starostno obdobje (v oddelkih vrtcev) smo odšteli od celotnih izdatkov za izobraževanje.

Izdatki za srednješolsko izobraževanje vključujejo del izdatkov za terciarno izobraževanje (oddelki/enote višjega strokovnega izobraževanja v okviru srednjih šol).

Med izdatke za terciarno izobraževanje so vključeni tudi izdatki za raziskovalno-razvojno dejavnost.

Celotni javni izdatki za formalno izobraževanje zajemajo vse proračunske izdatke za formalno (stopenjsko) izobraževanje mladine in odraslih na ravni države in občin. Vključeni so javni izdatki neposredno za izobraževalne ustanove ter transferji in plačila gospodinjstvom in drugim zasebnim entitetam.

Javni izdatki za izobraževalne ustanove vključujejo neposredne proračunske izdatke za:

- **poučevalne izobraževalne ustanove** – vrtce, osnovne šole, srednje šole, ustanove, ki izvajajo terciarno izobraževanje, ustanove za izobraževanje odraslih, v delu ki se nanaša na formalno/stopenjsko izobraževanje;
- **nepoučevalne izobraževalne ustanove** – Ministrstvo za izobraževanje, znanost, kulturo in šport, dijaške in študentske domove, Center šolskih in obšolskih dejavnosti, Državni izpitni center, Zavod za šolstvo, Šola za ravnatelje, Slovenski šolski muzej, Andragoški center, Center za poklicno izobraževanje, Ministrstvo za visoko šolstvo, znanost in tehnologije, v delu, ki se nanaša na formalno/stopenjsko izobraževanje.

Javni transferji gospodinjstvom in drugim zasebnim entitetam vključujejo:

- **transferje in plačila gospodinjstvom** (republiške, Zoisove štipendije, vladne in občinske kadrovske štipendije, štipendije za izobraževanje brezposelnih, otroške dodatke v delu, kjer je dodaten pogoj za izplačilo vključenost v izobraževanje, ipd.);
- **transferje drugim zasebnim entitetam** (subvencije prevoznim podjetjem za nižje cene vozovnic za učence, dijake in študente, subvencije za učbenike, učno tehnologijo in strokovno literaturo, izdatki za kurikularno prenavo in evalvacije ipd.).

Javni transferji oz. pomoči gospodinjstvom in drugim zasebnim entitetam niso vključeni v končni izračun celotnih izdatkov za formalno izobraževanje, saj so hkrati del (vir sredstev) zasebnih izdatkov za izobraževalne ustanove.

Enako velja tudi za druge transferje:

- transferje mednarodnih sredstev državi, ki so hkrati del (vir sredstev) za javne izdatke države za izobraževalne ustanove, in
- plačila drugih zasebnih entitet za finančno pomoč študentom/gospodinjstvom, ki so hkrati del (vir sredstev) zasebnih izdatkov za izobraževanje.

Depending on the availability of data in the existing records (budgetary records, annual accounts), the basis for classifying financial data by levels of education is the main activity or the type of educational program for which educational institutions are registered and not individual educational programs within educational institutions.

Expenditure for preschool education covers the estimated share of expenditure related to the implementation of the program for the second age period of children in kindergartens.

From 2005 on we subtracted part of expenditure for units of kindergartens in elementary schools from expenditure for basic education and added it to expenditure for preschool education. The estimated share of expenditure related to the program of the first age period of children (in units of kindergartens in elementary schools) was subtracted from total expenditure for formal education.

Expenditure for upper secondary education includes part of expenditure for tertiary education (departments/units of higher education in upper secondary schools).

Expenditure for tertiary education also covers expenditure for research and development.

Total public expenditure for formal education covers all government expenditure for formal education of youth and adults at national and municipal level. Covered is public direct expenditure for educational institutions as well as transfers and payments to households and other private entities.

Public expenditure for educational institutions covers direct government expenditure for:

- **instructional educational institutions** – kindergartens, elementary schools, upper secondary schools, tertiary education institutions, adult education institutions in the part referring to formal education;
- **non-instructional educational institutions** – the Ministry of Education, Science, Culture and Sport, residence halls for pupils/students, the Curricular and Extracurricular Activities Centre, the National Examination Centre, the National Education Institute, the Headmasters' Training School, the Slovenian School Museum, the Adult Education Centre, the Vocational Education Centre and the Ministry of Higher Education, Science and Technology in the part referring to formal education.

Public transfers to households and other private entities cover:

- **transfers and payments to households** (national scholarships, Zois scholarships, government and municipal sponsorships, scholarships for the unemployed, child benefits in the part where an additional condition for payment is inclusion in education, etc.)
- **transfers to other private entities** (subsidies to transport enterprises for cheaper tickets for schoolchildren, pupils and students, subsidies for textbooks, learning technology and professional literature, expenditure for curricular modernisation and evaluation, etc.)

Public transfers to households and other private entities are not included in the final calculation of total expenditure for education, since they are at the same time a part (source of funds) of private expenditure for educational institutions.

The same is true for other transfers:

- transfers of international funds to the central government, which are at the same time a part (source of funds) of public central government expenditure for educational institutions,
- and payments of other private entities for financial assistance to students/households that are at the same time a part (source of funds) of private expenditure for education.

Mednarodni (tují) viri sredstev (izdatki), plačani neposredno izobraževalnim ustanovam – vključena so sredstva iz EU oz. tujine za raziskovalno-razvojno dejavnost v terciarnem izobraževanju.

Mednarodni viri sredstev (izdatki), plačani centralni/lokalni državi – vključena so sredstva iz proračuna EU, Socrates, Leonardo, ki so izkazana kot transferji državi. Ta sredstva so vključena tudi v proračunsko porabo države za izobraževalne ustanove.

Zasebni izdatki za izobraževalne ustanove vključujejo izdatke gospodinjstev in drugih zasebnih entitet, plačane neposredno izobraževalnim ustanovam (izdatki za šolnine, malice, kosila, šolo v naravi, za nastanitve v dijaških, študentskih domovih ipd.).

Izdatki gospodinjstev za izobraževalne izdelke in storitve zunaj izobraževalnih ustanov vključujejo izdatke gospodinjstev za izdelke in storitve posredno ali neposredno povezane z vključenostjo v izobraževanje (za učbenike, strokovno literaturo, zvezke ipd., za računalniško opremo, instruktaze ipd.).

Vključeni so izdatki za izbrane izobraževalne izdelke in storitve iz APG ob dodatnem pogoju, da je bil vsaj eden od članov gospodinjstva vključen v formalno/stopenjsko izobraževanje.

Izdatki po ravneh izobraževanja so ocenjeni na podlagi števila vključenih v posamezno raven formalnega/stopenjskega izobraževanja.

Izdatki drugih zasebnih entitet za finančno pomoč študentom/gospodinjstvom vključujejo izdatke podjetij za kadrovske štipendije .

Celotni izdatki za izobraževalne ustanove vključujejo vse javne proračunske, mednarodne in zasebne izdatke neposredno za izobraževalne ustanove.

Celotni izdatki za izobraževanje so seštevke celotnih javnih, zasebnih in mednarodnih izdatkov neposredno za izobraževalne ustanove in izdatkov gospodinjstev za izobraževalne izdelke in storitve zunaj izobraževalnih ustanov.

OBJAVLJANJE REZULTATOV

Letno:

- Izdatki za formalno izobraževanje. *Prva objava*.
- Izdatki za formalno izobraževanje. *Statistične informacije*. Izobraževanje.
- *Statistični letopis Republike Slovenije*
- *Slovenija v številkah*

International (foreign) sources of funds paid directly to educational institutions cover EU and other foreign funds for research and development in tertiary education.

International sources of funds paid to central/local government cover EU budgetary funds, Socrates and Leonardo funds, which are shown as transfers to central government. These funds are also included in public expenditure of central government for educational institutions.

Private expenditure for educational institutions covers expenditure of households and other private entities paid directly to educational institutions (school fees, snack/lunch money, outdoor education, student accommodation, etc.).

Expenditure of households for educational goods and services outside educational institutions covers expenditure of households for selected goods and services indirectly or directly related to the inclusion in education (for textbooks, professional literature, notebooks, software, instruction, etc.).

Included is expenditure for selected educational goods and services from the Household Budget Survey on condition that at least one of the household members was included in formal education.

Expenditure by levels of education is estimated on the basis of the number of people included in individual levels of formal education.

Expenditure of other private entities for financial aid for students/households covers expenditure of enterprises for sponsorships.

Total expenditure for educational institutions covers all public, international and private expenditure directly for educational institutions.

Total expenditure for education is the sum of total public, private and international expenditure for educational institutions and household expenditure for educational goods and services outside educational institutions.

PUBLISHING

Annually:

- Expenditure for formal education. *First Release*.
- Expenditure for formal education. *Rapid Reports*. Education.
- *Statistical Yearbook of the Republic of Slovenia*
- *Slovenija in Figures*

Avtor: Branimir Jablanović

Publikacija je na voljo na spletnem naslovu
http://www.stat.si/publikacije/pub_statinf1.asp?podrocje=09
Datum objave na spletu: 29. 11. 2012
Informacije daje Informacijsko središče:
tel. (01) 241 64 04
elektronska pošta info.stat@gov.si

Author: Branimir Jablanović

Access to the publication at:
<http://www.stat.si/doc/statinf/09-si-200-1202.pdf>
Web release date: 29. 11. 2012
Information: Information Centre
phone: + 386 1 241 64 04
e-mail: info.stat@gov.si