

I'M NICK

A playful pebble's activity book

Marko Županc
Lučka Kovač Martinčič
Uroš Martinčič

Title: »I'm Nick« (A Playful Pebble's Activity Book)

Authors: Marko Županc, Lučka Kovač Martinčič and Uroš Martinčič
Photographs copyright © 2023 by Marko Županc
Design copyright © 2023 by Lučka Kovač Martinčič

Selfpublished, Ljubljana, October 8, 2023

First digital edition


All rights reserved

Kataložni zapis o publikaciji (CIP)
pripravili v Narodni in univerzitetni knjižnici v Ljubljani
COBISS.SI-ID 171554051
ISBN 978-961-07-1805-5(PDF)

Hold up! Look! What a curious pebble!



What do you see?



Every pebble has a story and a face of its own. Some of them are so interesting that we would like to share them with you. That is why we have prepared this Book of stones.

Stones come in different sizes, so we decided to take pictures of them up close. This is what we call **MACRO PHOTOGRAPHY** (from the Ancient Greek word for big) as it makes the objects in the photos seem bigger.

The stones in the photos look exactly like they did in nature. We made no changes and added no colours to them either before or after taking the photos.



We found the stones so interesting that we are keeping nearly all of them in our collection. We have recognised many silhouettes on them.


What can you see?
Let's go to the stone age!

My life is very thrilling, since I rarely stay in one place. In my younger years, I lived in the hills with my family, but I always wanted to see more of the world.

And so, I followed the river all the way to the valley, and I made many friends on the way. Every time the rain came we rolled onwards and had a blast. I particularly liked spending some time on the beach.




It was so hot until the sun set behind the pine trees. Then, there was a really fresh scent in the air. I really miss my seaside vacation!



I have seen and done much in my travels, and the people didn't just look at me. Now and then, someone would even toss me somewhere. There were times when they would send me skipping over the water. I flew so fast that I just kept going!

That was so exciting, even though I did end up sinking in the end.



I like skipping on the water and boast to my friends about it. Some of them turn green with envy because they have never managed to do it. Others get excited, and we compare how many times we skipped.

So far, I have been the best...


... as long as there is no pier nearby.



Sometimes people even brought me along on their travels.

As I travelled with them, they got very curious. They would turn me in their hands, wiped me off, and smiled a little bit. I didn't use to know what they liked for a really long time. Then, one day, I noticed that I have a little nick at my side. I could barely see it, so it was no wonder I didn't know it is there.

Can you see it?



It was only then that I started paying attention to markings like these. Can you believe that some of them have been with us since birth, while others appear later? Now I know that my friends have markings, too. Many of them are truly quaint, and they remind me of things I have seen in the world. Maybe they will also remind you of interesting things.

I have prepared some interesting challenges for you on the following pages. You can now try to do what some people who watch clouds do - find familiar shapes in them.

You can look at the pebbles on your own, or you could share them with your friends and family.

Who knows? You might turn out to be such an expert at recognising shapes that you will start a collection of interesting pebbles of your own.

Pick up a colouring pencil, and test your eyes, and mind.

What do you see? Write and draw your idea.

If you see more than one shape or if you are guessing together with a friend, you should use different colours for your guesses.




Draw your ideas here!





I can see:

Would you like to know what other people saw?





A duck

A comet





Flexing
muscles

A duck



Help Nick get through the labyrinth!





It's amazing, isn't it?

But how do we even have this superpower of seeing things that aren't really there in these stone marks?

This is what scientists call
PAREIDOLIA.

The word comes from the Ancient Greek word "para" which means "beside" or "beyond" and the word "eidos" which means "form" or "shape".

So if we put the two together, we can say that we see more than just a shape.

Our brain stores memories of


shapes that we get to know. When we see a new image, our brain looks for the closest familiar shape in our memory bank to help us recognise images more quickly.

Because people have different memories, each of us can see something different when we look at the same stone.


When it comes to recognising things in these stone shapes, there are no wrong answers! Anything you see is correct!

Try drawing a precise copy of the pebble below.
It will be easier if you draw into each section of the grid in turn.

If you recognise a shape in the pebble, add it to the drawing.



Would you like a greater challenge?
Try and draw a precise copy of the pebble
without using a grid this time!




What do you see? Write and draw your idea.

If you see more than one shape or if you are guessing together with a friend, you should use different colours for your guesses.





I can see:

Would you like to know what other people saw?





A turtle

Thumbs up




A palm tree

A fairy



Connect the dots.

What page can you find this pebble on?




What do you see? Write and draw your idea.

If you see more than one shape or if you are guessing together with a friend, you should use different colours for your guesses.




I can see:


Would you like to know what other people saw?




A groundhog



A prairie dog



A T-rex!



A butterfly

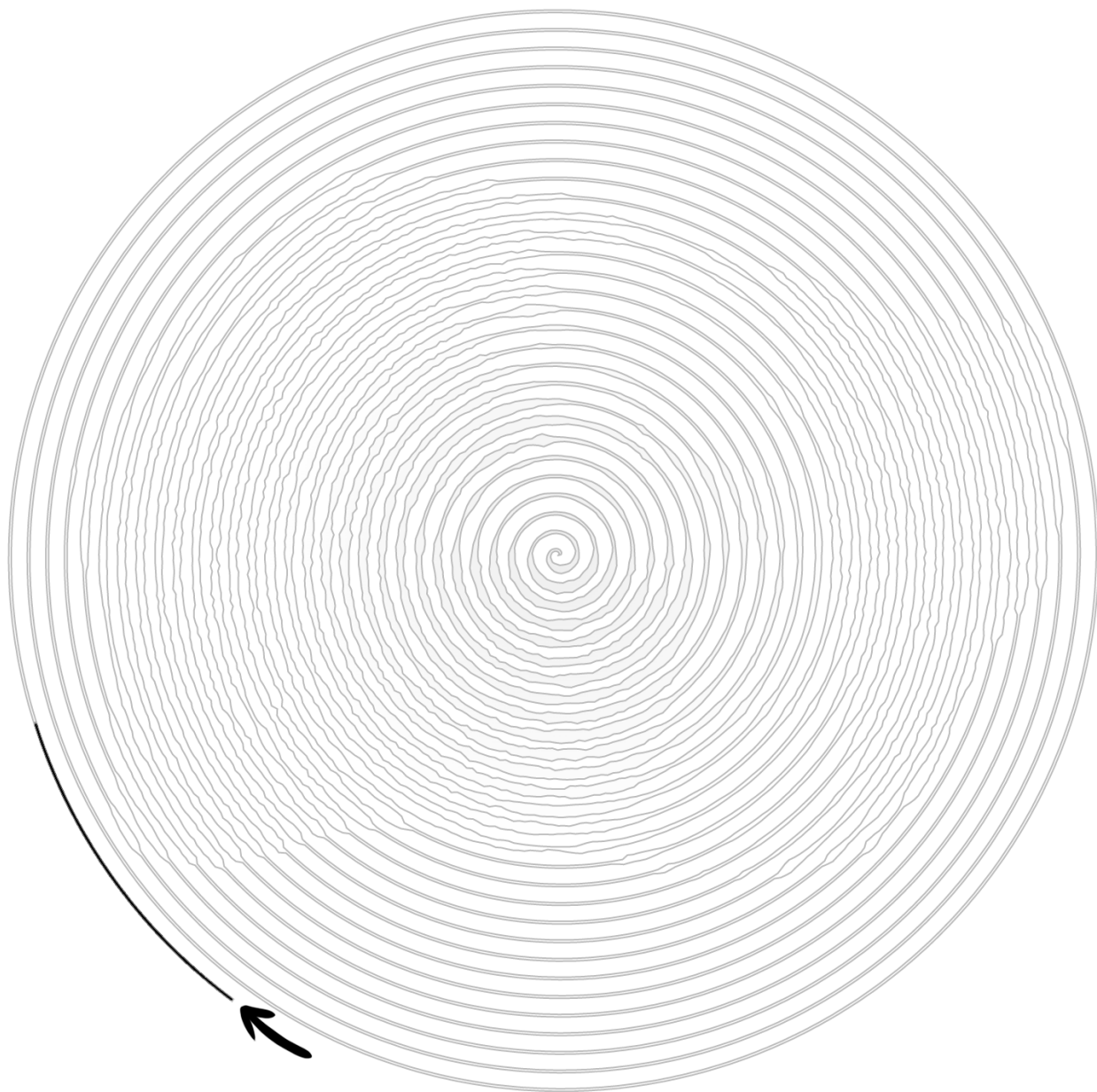


Some stones have very unusual names. Find them in the grid below.

B	A	E	D	I	E	T	L	H	S	Z	N	V	G	S	Q	K	M	Z	K
T	M	Z	W	R	Y	I	D	A	J	T	R	Q	I	A	Y	Y	V	R	F
E	X	R	H	G	W	N	O	I	D	J	Y	M	Y	N	H	X	G	C	I
F	B	O	S	R	P	K	M	V	A	E	A	F	V	L	A	M	H	D	G
L	K	D	K	T	O	L	K	D	F	R	D	H	S	L	S	C	A	R	B
Q	H	G	N	E	I	S	S	F	B	F	T	N	C	Z	W	H	L	R	I
A	Q	S	B	H	J	E	K	L	E	T	I	N	A	R	G	R	S	E	L
S	T	S	O	U	B	L	E	B	F	G	R	V	Z	A	P	O	T	G	J
J	D	H	H	V	A	U	X	J	Z	P	T	V	N	F	E	I	P	P	R
B	Z	D	E	N	O	T	S	D	N	A	S	L	L	V	C	U	U	Y	B
P	E	T	I	K	A	L	Z	I	C	O	R	I	N	L	M	H	V	H	U
U	Z	Z	X	X	W	L	I	Y	E	U	N	T	A	H	Q	G	L	U	K
L	N	M	I	K	S	C	H	I	S	T	H	C	T	H	J	E	P	N	W
X	G	C	C	R	H	S	T	H	S	C	U	L	E	V	A	R	G	S	T
B	X	Z	J	A	U	S	M	D	R	T	X	N	I	J	N	O	Q	V	H


CALCITE
 TOPAZ
 GRAVEL
 MARBLE
 SCHIST
 GNEISS
 FLINT
 CIZLAKITE
 MARL
 GRANITE
 SANDSTONE

Colour in the spiral as carefully as you can. Be careful as the spiral is thin in some parts, and thicker in others. Soon, you will recognise the image of one of the pebbles.
What page is the image from?




Try drawing a precise copy of the pebble below.
It will be easier if you draw into each section of the grid in turn.

If you recognise a shape in the pebble, add it to the drawing.



Would you like a greater challenge?
Try and draw a precise copy of the pebble
without using a grid this time!




What do you see? Write and draw your idea.

If you see more than one shape or if you are guessing together with a friend, you should use different colours for your guesses.





I can see:

Would you like to know what other people saw?




Hello Kitty

A mouse



An old telephone

A crab




Where do pebbles like to relax?

In a rocking chair!

Look at this. Nick had fun with a computer to make some changes to one of his friends' photos. The photo above is the original. The one below has been edited by Nick, who made five changes. Can you spot all five?



Colour in the spiral as carefully as you can. Be careful as the spiral is thin in some parts, and thicker in others. Soon, you will recognise the image of one of the pebbles.
What page is the image from?




What do you see? Write and draw your idea.

If you see more than one shape or if you are guessing together with a friend, you should use different colours for your guesses.





I can see:

Would you like to know what other people saw?




A donkey

A dino



A donkey
or a cow

A dino



30

.29

31

32

.33

.34

35

.36

.37

16

15

14

13

12

11

17

18

19

20

.28

4. 3

1. 27

.5

2. 26

6.

8. 25

7.

9. 24

10.

.23

.22

.21

Connect the dots.

What page can you find this pebble on?




What do you see? Write and draw your idea.

If you see more than one shape or if you are guessing together with a friend, you should use different colours for your guesses.







I can see:

Would you like to know what other people saw?




A kitten

A sailboat



A baby

A tree



Stones come in all shapes and sizes. Find some in the grid below.

T	G	W	U	C	K	G	Z	V	Q	V	P	H	W	W	L	Q	I	S	Z
H	O	N	W	O	O	Y	D	R	Q	U	X	B	N	J	Q	C	E	J	E
F	R	E	C	E	S	M	L	H	Y	M	O	R	I	L	W	E	F	W	Q
E	E	H	P	G	I	U	V	V	R	U	T	D	I	U	T	G	A	A	E
K	P	M	B	M	P	E	B	B	L	E	M	Q	R	D	E	Y	L	N	E
W	L	X	R	I	F	P	L	D	O	D	C	W	U	J	P	X	N	S	Q
C	E	L	B	B	O	C	E	F	U	U	I	Y	I	A	S	I	X	J	A
X	I	N	D	F	L	R	S	O	I	D	O	S	F	M	R	Z	F	A	D
B	D	A	Q	F	Q	Y	A	Z	F	N	U	V	C	P	H	R	F	F	U
E	Y	F	S	P	L	S	J	F	R	Q	K	V	R	N	K	G	Y	Z	P
N	M	Q	E	O	S	T	M	I	N	E	R	A	L	G	S	Z	E	B	Q
O	S	W	S	R	M	A	Q	F	R	Q	O	M	B	L	R	B	J	S	T
T	X	O	N	E	A	L	G	T	E	B	C	Q	A	G	A	C	A	E	D
S	C	Y	U	P	G	U	U	I	Q	B	K	B	A	Z	A	E	N	C	C
S	X	I	Y	F	K	U	N	J	K	M	G	X	S	P	Y	C	E	I	F

PEBBLE
STONE
ROCK
ORE
MINERAL
CRYSTAL
COBBLE
QUARRY
MOSAIC
BOULDER
SLAB



What do you see? Write and draw your idea.

If you see more than one shape or if you are guessing together with a friend, you should use different colours for your guesses.






I can see:

Would you like to know what other people saw?




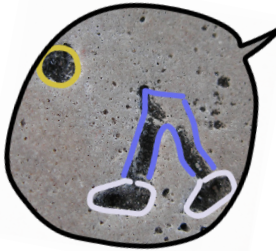
Cherries

A T-rex




Two hanging hammers

Two legs kicking a ball



Help Nick get through the labyrinth!




Look at this. Nick had fun with a computer to make some changes to one of his friends' photos. The photo above is the original. The one below has been edited by Nick, who made five changes. Can you spot all five?




Try drawing a precise copy of the pebble below.
It will be easier if you draw into each section of the grid in turn.

If you recognise a shape in the pebble, add it to the drawing.



Would you like a greater challenge?
Try and draw a precise copy of the pebble
without using a grid this time!




What do you see? Write and draw your idea.

If you see more than one shape or if you are guessing together with a friend, you should use different colours for your guesses.







I can see:

Would you like to know what other people saw?



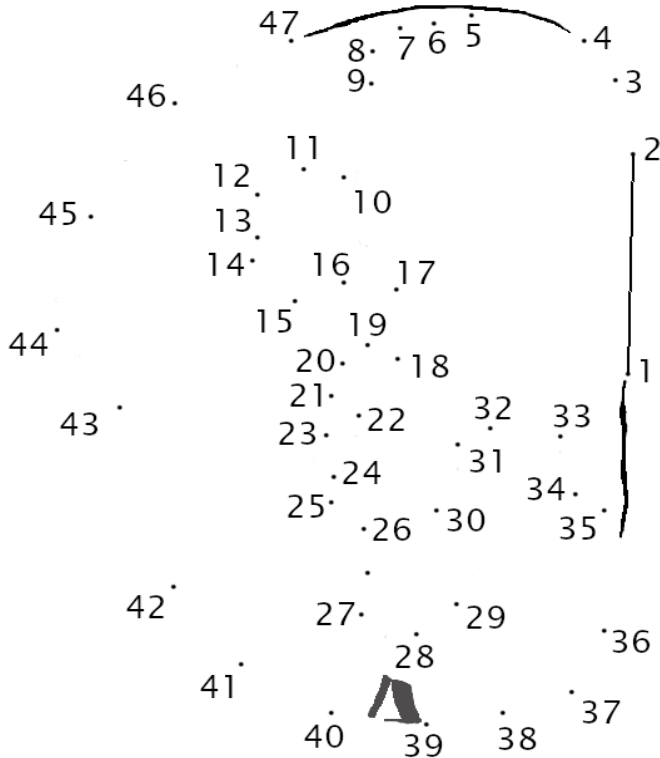

A bottle

A ghost



A penguin

A bottle



Connect the dots.

What page can you find this pebble on?



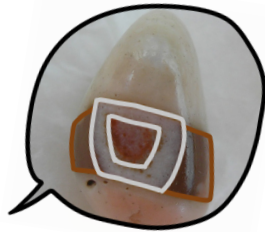

What do you see? Write and draw your idea.

If you see more than one shape or if you are guessing together with a friend, you should use different colours for your guesses.



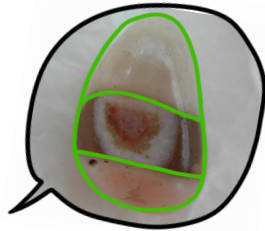


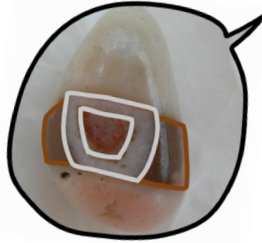
I can see:

Would you like to know what other people saw?




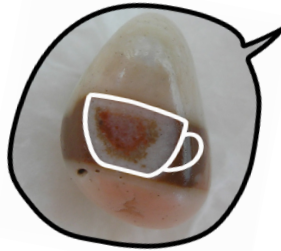
A belt

A belt



A sandal

A teacup



I was magma before it was cool!



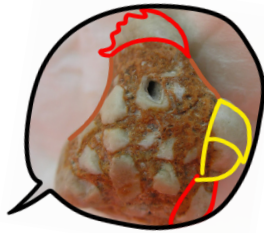

What do you see? Write and draw your idea.

If you see more than one shape or if you are guessing together with a friend, you should use different colours for your guesses.



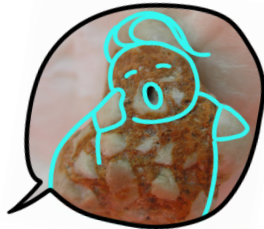


I can see:

Would you like to know what other people saw?




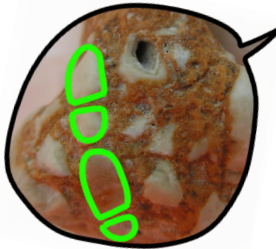
A rooster

A face




An opera singer


Footprints



Help Nick get through the labyrinth!




Colour in the spiral as carefully as you can. Be careful as the spiral is thin in some parts, and thicker in others. Soon, you will recognise the image of one of the pebbles.
What page is the image from?




Try drawing a precise copy of the pebble below.
It will be easier if you draw into each section of the grid in turn.

If you recognise a shape in the pebble, add it to the drawing.





Would you like a greater challenge?
Try and draw a precise copy of the pebble
without using a grid this time!





What do you see? Write and draw your idea.

If you see more than one shape or if you are guessing together with a friend, you should use different colours for your guesses.







I can see:

Would you like to know what other people saw?



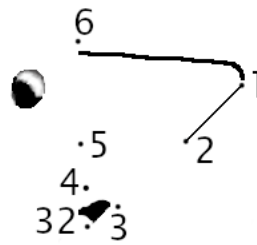


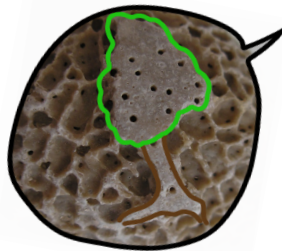
A fish

A fish



A camel

A tree



Connect the dots.

What page can you find this pebble on?



What do you see? Write and draw your idea.

If you see more than one shape or if you are guessing together with a friend, you should use different colours for your guesses.






I can see:

Would you like to know what other people saw?




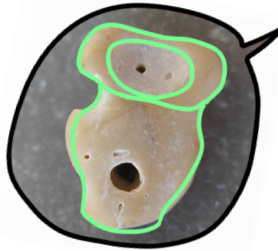
A goldfish

A goldfish




A parrot

A vase



Help Nick get through the labyrinth!




What do you see? Write and draw your idea.

If you see more than one shape or if you are guessing together with a friend, you should use different colours for your guesses.





I can see:

Would you like to know what other people saw?




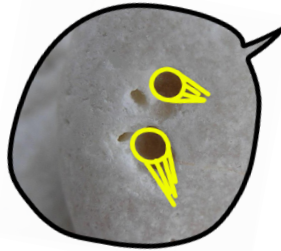
A squirrel

A face



A bow

Two comets



What do you call a
pebble who never
goes to school?

A skipping stone!




What do you see? Write and draw your idea.

If you see more than one shape or if you are guessing together with a friend, you should use different colours for your guesses.




I can see:

Would you like to know what other people saw?




A balloon




A stone man



A gorilla



A bird




Pebbles can be found in so many places. Find some in the grid below.

M	S	J	M	I	N	P	F	O	R	E	S	T	L	V	U	K	A	C	B
Y	A	B	B	A	H	V	S	H	O	R	E	I	G	O	V	F	O	R	C
H	Q	Y	X	J	L	O	V	E	E	Z	R	M	L	D	G	D	M	Q	G
T	D	W	W	J	A	Q	D	E	E	K	C	R	Q	S	E	D	P	S	J
I	X	G	Q	R	M	U	N	W	N	R	U	C	E	S	J	F	X	H	Y
D	L	E	M	O	U	N	T	A	I	N	Y	H	E	P	O	L	S	I	D
T	L	W	M	I	Z	C	I	V	L	J	K	R	K	J	G	J	K	L	P
N	P	X	M	O	Z	N	E	M	T	Q	T	O	E	Z	H	K	V	L	H
E	P	V	W	G	E	R	Q	W	S	H	S	D	Q	I	G	H	Z	S	J
L	Z	F	C	N	B	P	P	B	A	U	C	B	E	Z	C	C	L	Y	U
T	G	J	O	E	T	Z	K	R	O	J	J	E	N	A	Q	A	F	V	Z
P	S	T	D	S	O	T	O	W	C	N	N	R	E	A	X	E	L	R	O
C	O	Q	U	R	O	S	T	R	E	A	M	A	N	E	K	B	C	G	V
J	Z	T	A	Q	L	O	C	T	G	J	Q	Z	E	A	Q	X	J	Q	H
X	R	E	T	L	J	Q	I	K	G	X	W	B	B	B	I	D	A	T	U

RIVERBED
 STREAM
 BEACH
 COASTLINE
 FOREST
 SHORE
 GLACIER
 DESERT
 MOUNTAIN
 HILL
 SLOPE

Colour in the spiral as carefully as you can. Be careful as the spiral is thin in some parts, and thicker in others. Soon, you will recognise the image of one of the pebbles.
What page is the image from?





You must have found an interesting-looking pebble yourself.
These pages are meant for your finds!


You can take photos of your pebbles, or you can draw them yourself. Next to each image write what you see in the pebble, or what your family or friends saw in it.














If you have enjoyed the associative activities in this book, and wish to challenge yourself some more, you can apply for unique events, such as

- a playful game of associations, titled "I'm Nick" (the game is meant for children, adolescents, and other generations as well),
- MQ Maestro Quizzes of various association (team-building quizzes which are meant for contestants of all ages, especially for closed and company events).

All these events take place in the Republic of Slovenia, the European Union, and you can sign up for them by sending an email to info@prometej.si



Out of pages to fit in your pebbles?
Don't worry, you don't really need the frames,
just some blank paper and your imagination!