



20 TRGOVINA IN DRUGE STORITVENE DEJAVNOSTI
DISTRIBUTIVE TRADE AND OTHER SERVICE ACTIVITIES

št./No 41

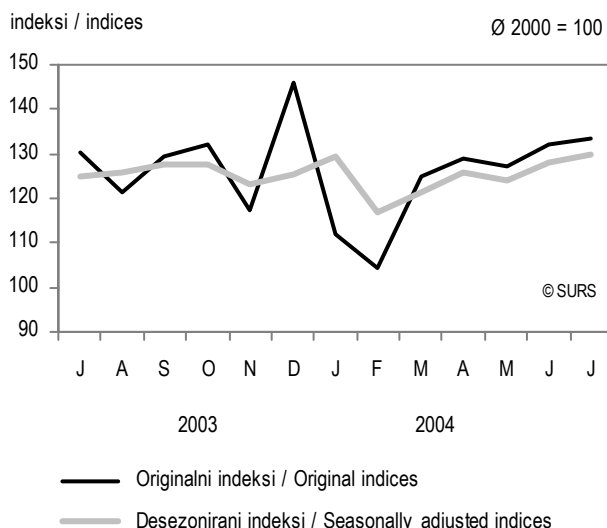
INDEKSI PRIHODKA V TRGOVINI NA DROBNO IN PRODAJI MOTORNIM VOZIL, SLOVENIJA, JULIJ 2004
INDICES OF TURNOVER OF RETAIL TRADE AND MOTOR TRADE, SLOVENIA, JULY 2004

ZAČASNI PODATKI
PROVISIONAL DATA

- ▶ Letošnji julijski prihodek od prodaje v trgovini na drobno je bil v primerjavi s prihodkom predhodnega meseca višji za 0,1 %. V prodajalnah z živili, pijačami in tobakom se je povečal za 1,9 %, v prodajalnah z neživili pa za 0,1 %, od tega najbolj v trgovini na drobno po pošti in v specializiranih prodajalnah s farmacevtskimi, medicinskimi, kozmetičnimi in toaletnimi izdelki (za 10,8 % oz. 4,1 %).
- ▶ Letošnji julijski prihodek od prodaje v trgovini z motornimi vozili, pri popravilih in vzdrževanju le-teh ter v trgovini na drobno z motornimi gorivi je bil v primerjavi s prihodkom v letošnjem juniju nižji za 1,3 % – zaradi znižanje prihodka pri prodaji motornih vozil, motornih koles, rezervnih delov in opreme (za 2,0 %).
- ▶ Letošnji julijski prihodek od prodaje v trgovini na drobno je bil glede na prihodek v istem mesecu lanskega leta višji za 3,1 %. V trgovini z živili, pijačami in tobakom se je povečal za 3,7 %, v trgovini z neživili pa za 1,9 %.
- ▶ Tudi prihodek od prodaje in vzdrževanja motornih vozil ter od prodaje motornih goriv je bil v tej primerjavi višji, in sicer za 2,6 %.
- ▶ Compared to June 2004, in July 2004 the retail trade turnover without VAT increased by 0.1%. In retail stores with food, beverages and tobacco it increased by 1.9% and in non-food stores it increased by 0.1%, of which the most (by 10.8% and 4.1% respectively) in retail sale via mail order houses and in specialised stores with pharmaceutical, medical and cosmetic products.
- ▶ Compared to the previous month, in motor trade activity the turnover without VAT decreased by 1.3%, which was influenced by the drop of turnover in sale of motor vehicles, motorcycles, spare parts and accessories (by 2.0%).
- ▶ In comparison with July 2003, in July 2004 the retail trade turnover without VAT increased by 3.1%. In retail stores with food, beverages and tobacco it was up by 3.7% and in non-food stores by 1.9%.
- ▶ Compared to the same period last year, the turnover without VAT in motor trade activity increased by 2.6%.

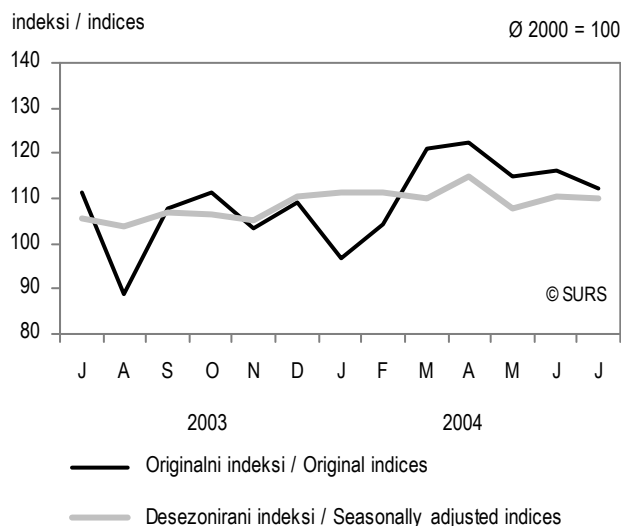
Slika 1: Gibanje prihodka v trgovini na drobno¹⁾ Slovenija, julij 2003 - julij 2004

Chart 1: Oscilating of turnover in retail trade¹⁾, July 2003 - July 2004



Slika 2: Gibanje prihodka od prodaje in vzdrževanja motornih vozil ter v trgovini na drobno z motornimi gorivi¹⁾, Slovenija, julij 2003 - julij 2004

Chart 2: Oscilating of turnover in motor trade¹⁾, July 2003 - July 2004



1) Podatki so desezonirani (SA). / Data are seasonally (SA) adjusted.

2) Ker metoda desezoniranja ni linearna, verižni indeksi, preračunani iz indeksov s stalno bazo, ne bodo enaki desezoniranim verižnim indeksom.

Because the method of seasonal adjustment is not linear, chain indices, recalculated from constant base indices, will not be the same as seasonally adjusted chain indices.

1. TRGOVINA NA DROBNO, PRODAJA MOTORNIH VOZIL IN VZDRŽEVANJE LE-TEH TER TRGOVINA NA DROBNO Z MOTORNIMI GORIVI, SLOVENIJA, JULIJ 2004

RETAIL TRADE AND MOTOR TRADE, SLOVENIA, JULY 2004

1.1 Indeksi realnega prihodka v trgovini na drobno, pri prodaji motornih vozil in vzdrževanju le-teh ter v trgovini na drobno z motornimi gorivi, Slovenija, julij 2003 - julij 2004

The volume indices of retail trade and motor trade turnover without VAT, Slovenia, July 2003 - July 2004

| | isti mesec predhodnega leta = 100 ¹⁾²⁾ / corresponding month of the previous year = 100 ¹⁾²⁾ | | | | | | | | | | | | | |
|--|--|-------|-------|-------|-------|-------|-------|-------|-------|-------|-------|-------|-------|------------------------------------|
| | 2003 | | | | | | 2004 | | | | | | | |
| | VII | VIII | IX | X | XI | XII | I | II | III | IV | V | VI | | VII |
| Trgovina na drobno | 101,4 | 105,6 | 105,7 | 106,1 | 103,8 | 105,7 | 107,2 | 99,6 | 102,8 | 103,7 | 105,4 | 108,2 | 103,1 | Retail trade |
| Trgovina z motornimi vozili in vzdrževanje le-teh ter trgovina na drobno z motornimi gorivi | 105,3 | 99,2 | 110,1 | 105,4 | 100,5 | 108,5 | 106,6 | 104,0 | 113,5 | 112,6 | 103,7 | 107,1 | 102,6 | Motor trade |
| Skupaj trgovina na drobno, trgovina z motornimi vozili in vzdrževanje le-teh ter trgovina na drobno z motornimi gorivi | 104,0 | 100,6 | 108,1 | 105,6 | 100,8 | 105,3 | 104,5 | 100,9 | 108,5 | 106,0 | 103,4 | 107,2 | 102,8 | Total retail trade and motor trade |

- 1) Podatki so prilagojeni številu delovnih dni (WDA). / Data are working-day adjusted (WDA).
- 2) Ker metoda desezoniranja ni linearna, verižni indeksi, preračunani iz indeksov s stalno bazo, ne bodo enaki WDA verižnim indeksom. Because the method of seasonal adjustment is not linear, chain indices, recalculated from constant base indices, will not be the same as WD adjusted chain indices.

| | predhodni mesec = 100 ¹⁾²⁾ / previous month = 100 ¹⁾²⁾ | | | | | | | | | | | | | |
|--|--|-------|-------|------|------|-------|-------|-------|-------|-------|-------|-------|-------|------------------------------------|
| | 2003 | | | | | | 2004 | | | | | | | |
| | VII | VIII | IX | X | XI | XII | I | II | III | IV | V | VI | | VII |
| Trgovina na drobno | 103,4 | 100,1 | 103,9 | 98,8 | 98,1 | 101,8 | 100,6 | 98,0 | 100,9 | 102,5 | 100,6 | 100,1 | 100,1 | Retail trade |
| Trgovina z motornimi vozili in vzdrževanje le-teh ter trgovina na drobno z motornimi gorivi | 99,7 | 97,2 | 105,4 | 99,1 | 99,2 | 104,2 | 99,9 | 97,2 | 100,0 | 101,6 | 96,0 | 100,9 | 98,7 | Motor trade |
| Skupaj trgovina na drobno, trgovina z motornimi vozili in vzdrževanje le-teh ter trgovina na drobno z motornimi gorivi | 102,0 | 98,3 | 103,6 | 98,6 | 98,9 | 101,5 | 99,8 | 101,2 | 100,2 | 101,5 | 98,8 | 101,2 | 99,0 | Total retail trade and motor trade |

- 1) Podatki so desezonirani (SA). / Data are seasonally adjusted (SA).
- 2) Ker metoda desezoniranja ni linearna, verižni indeksi, preračunani iz indeksov s stalno bazo, ne bodo enaki desezoniranim verižnim indeksom. Because the method of seasonal adjustment is not linear, chain indices, recalculated from constant base indices, will not be the same as seasonally adjusted chain indices.

| | povprečje 2000 = 100 ¹⁾²⁾ / average 2000 = 100 ¹⁾²⁾ | | | | | | | | | | | | | |
|--|---|-------|-------|-------|-------|-------|-------|-------|-------|-------|-------|-------|-------|------------------------------------|
| | 2003 | | | | | | 2004 | | | | | | | |
| | VII | VIII | IX | X | XI | XII | I | II | III | IV | V | VI | | VII |
| Trgovina na drobno | 127,5 | 123,6 | 127,1 | 131,0 | 118,1 | 146,6 | 113,8 | 101,4 | 121,9 | 129,9 | 127,8 | 131,4 | 132,4 | Retail trade |
| Trgovina z motornimi vozili in vzdrževanje le-teh ter trgovina na drobno z motornimi gorivi | 106,2 | 91,6 | 103,7 | 109,1 | 104,8 | 109,9 | 99,8 | 103,5 | 115,6 | 123,7 | 115,3 | 114,9 | 110,1 | Motor trade |
| Skupaj trgovina na drobno, trgovina z motornimi vozili in vzdrževanje le-teh ter trgovina na drobno z motornimi gorivi | 120,4 | 111,0 | 118,9 | 123,5 | 114,0 | 132,4 | 109,5 | 104,5 | 122,3 | 129,9 | 124,8 | 126,8 | 125,0 | Total retail trade and motor trade |

- 1) Podatki so prilagojeni številu delovnih dni (WDA). / Data are working-day adjusted (WDA).
- 2) Ker metoda desezoniranja ni linearna, verižni indeksi, preračunani iz indeksov s stalno bazo, ne bodo enaki WDA verižnim indeksom. Because the method of seasonal adjustment is not linear, chain indices, recalculated from constant base indices, will not be the same as WD adjusted chain indices.

| | povprečje 2000 = 100 ¹⁾²⁾ / average 2000 = 100 ¹⁾²⁾ | | | | | | | | | | | | | |
|--|---|-------|-------|-------|-------|-------|-------|-------|-------|-------|-------|-------|-------|------------------------------------|
| | 2003 | | | | | | 2004 | | | | | | | |
| | VII | VIII | IX | X | XI | XII | I | II | III | IV | V | VI | | VII |
| Trgovina na drobno | 125,1 | 125,8 | 127,7 | 127,7 | 123,0 | 125,5 | 129,5 | 116,9 | 121,4 | 125,7 | 123,9 | 127,9 | 129,8 | Retail trade |
| Trgovina z motornimi vozili in vzdrževanje le-teh ter trgovina na drobno z motornimi gorivi | 105,8 | 103,6 | 106,8 | 106,4 | 104,9 | 110,2 | 111,1 | 111,3 | 110,1 | 114,7 | 107,9 | 110,6 | 110,2 | Motor trade |
| Skupaj trgovina na drobno, trgovina z motornimi vozili in vzdrževanje le-teh ter trgovina na drobno z motornimi gorivi | 119,0 | 117,3 | 120,4 | 120,0 | 117,0 | 120,3 | 122,3 | 118,0 | 119,6 | 123,9 | 119,2 | 123,0 | 123,5 | Total retail trade and motor trade |

- 1) Podatki so desezonirani (SA). / Data are seasonally adjusted (SA).
- 2) Ker metoda desezoniranja ni linearna, verižni indeksi, preračunani iz indeksov s stalno bazo, ne bodo enaki desezoniranim verižnim indeksom. Because the method of seasonal adjustment is not linear, chain indices, recalculated from constant base indices, will not be the same as seasonally adjusted chain indices.



1.2 Indeksi nominalnega in realnega prihodka v trgovini na drobno, pri prodaji motornih vozil in vzdrževanju le-teh ter v trgovini na drobno z motornimi gorivi, Slovenija, julij 2004¹⁾

The value and volume indices of retail trade and motor trade turnover without VAT, Slovenia, July 2004¹⁾

| | Julij / July | | | | |
|--|-----------------|-----------------|-------------------|-----------------|------------------------------------|
| | <u>VII 2004</u> | <u>VII 2004</u> | <u>I-VII 2004</u> | <u>VII 2004</u> | |
| | VII 2003 | VI 2004 | I-VII 2003 | Ø 2003 | |
| Trgovina na drobno | | | | | Retail trade |
| Nominalne vrednosti | 104,6 | 100,9 | 105,1 | 110,4 | Value |
| Realne vrednosti | 102,9 | 101,1 | 102,9 | 108,4 | Volume |
| Trgovina z motornimi vozili in vzdrževanje le-teh ter trgovina na drobno z motornimi gorivi | | | | | Motor trade |
| Nominalne vrednosti | 107,9 | 97,6 | 112,5 | 114,2 | Value |
| Realne vrednosti | 102,6 | 96,5 | 107,2 | 107,9 | Volume |
| Skupaj trgovina na drobno, trgovina z motornimi vozili in vzdrževanje le-teh ter trgovina na drobno z motornimi gorivi | | | | | Total retail trade and motor trade |
| Nominalne vrednosti | 106,0 | 99,4 | 108,3 | 112,0 | Value |
| Realne vrednosti | 102,8 | 99,1 | 104,8 | 108,2 | Volume |

1) Podatki niso desezonirani niti prilagojeni številu delovnih dni. / Data are not seasonally nor working-day adjusted.

1.3 Koeficienti variacije indeksov prihodka v trgovini na drobno, pri prodaji motornih vozil in vzdrževanju le-teh ter v trgovini na drobno z motornimi gorivi, Slovenija, julij 2004

Coefficients of variation of retail trade and motor trade indices, Slovenia, July 2004

| | Koeficienti variacije (%) / Coefficients of variation (%) | | | | | |
|--|---|--------|---|--------|-----------------------------|------------------------------------|
| | isti mesec predhodnega leta = 100 corresp. month of the prev. year = 100 | | predhodni mesec = 100 previous month = 100 | | | |
| | VII 2004 | Ø 2003 | VII 2004 | Ø 2003 | Ø II-XII 2003 ¹⁾ | |
| Trgovina na drobno | 1,9 | 0,6 | 0,4 | 2,2 | 0,5 | Retail trade |
| Trgovina z motornimi vozili in vzdrževanje le-teh ter trgovina na drobno z motornimi gorivi | 2,8 | 1,0 | 0,6 | 2,1 | 0,9 | Motor trade |
| Skupaj trgovina na drobno, trgovina z motornimi vozili in vzdrževanje le-teh ter trgovina na drobno z motornimi gorivi | 1,2 | 1,4 | 0,8 | 1,7 | 0,6 | Total retail trade and motor trade |

1) Ker je standardna napaka indeksa mesec na predhodni mesec v januarju zaradi rotacije vzorca bistveno višja kot v drugih mesecih, je pri tem indeksu podano tudi lansko povprečje brez januarja.
Because of the sample rotation, in the case of month to previous month index the standard error for January is significantly higher than for other months. Therefore, the last year's average without January is given.

2. TRGOVINA NA DROBNO PO DEJAVNOSTIH, SLOVENIJA, JULIJ 2004

RETAIL TRADE BY ACTIVITIES, SLOVENIA, JULY 2004

2.1 Indeksi realnega prihodka v trgovini na drobno po dejavnostih, Slovenija, julij 2004

Volume indices of retail trade turnover without VAT by activities, Slovenia, July 2004

| | isti mesec predhodnega leta = 100 ^{1,2)} / corresponding month of the previous year = 100 ^{1,2)} | | | | | | | | | | | | | | |
|---|--|--------------|--------------|--------------|--------------|--------------|--------------|-------------|--------------|--------------|--------------|--------------|--------------|--------------|---|
| | 2003 | | | | | | 2004 | | | | | | | | |
| | VII | VIII | IX | X | XI | XII | I | II | III | IV | V | VI | VII | | |
| Trgovina na drobno | 101,4 | 105,6 | 105,7 | 106,1 | 103,8 | 105,7 | 107,2 | 99,6 | 102,8 | 103,7 | 105,4 | 108,2 | 103,1 | 103,1 | Retail trade |
| Trgovina z živili, pijačami, tobakom | 98,9 | 97,2 | 101,5 | 98,5 | 94,3 | 99,9 | 103,4 | 98,5 | 104,4 | 101,4 | 103,1 | 106,3 | 103,7 | 103,7 | Food, beverages, tobacco |
| Nespecializirane prodajalne, pretežno z živili | 99,8 | 98,2 | 102,3 | 99,1 | 94,7 | 100,8 | 104,2 | 99,2 | 104,9 | 102,0 | 103,7 | 106,9 | 104,2 | 104,2 | Non-specialised stores, predominantly with food |
| Živila, pijače, tobak v specializiranih prodajalnah | 85,6 | 82,8 | 89,6 | 89,7 | 88,3 | 87,6 | 91,3 | 86,7 | 95,5 | 92,4 | 93,9 | 96,9 | 95,9 | 95,9 | Food, beverages, tobacco (specialised stores) |
| Trgovina z neživili | 108,2 | 106,9 | 112,8 | 114,1 | 109,0 | 107,8 | 102,5 | 97,9 | 104,6 | 100,3 | 103,0 | 108,6 | 101,9 | 101,9 | Retail trade with non-food |
| Nespecializirane prodajalne, pretežno z neživili | 86,4 | 90,2 | 86,7 | 86,1 | 85,9 | 87,2 | 103,0 | 99,1 | 100,4 | 99,4 | 97,4 | 100,0 | 99,9 | 99,9 | Non-specialised stores, predominantly with non-food |
| Farmacevtski, medicinski, kozmetični in toal. izdelki (specializirane prodajalne) | 108,5 | 118,0 | 118,8 | 122,3 | 106,6 | 116,7 | 105,8 | 99,3 | 103,8 | 99,9 | 109,8 | 114,0 | 107,8 | 107,8 | Pharmaceut., medical and cosmetic products (specialised stores) |
| Tekstil, oblačila, usnjeni izdelki (specializirane prodajalne) | 112,3 | 103,3 | 123,5 | 124,7 | 112,8 | 113,6 | 103,8 | 99,4 | 103,2 | 106,7 | 101,0 | 105,0 | 104,7 | 104,7 | Textile, clothing and leather products in specialised stores |
| Pohištvo, gospodinjiski aparati, gradbeni material (specializirane prodajalne) | 114,9 | 110,1 | 119,2 | 114,9 | 118,1 | 104,0 | 108,2 | 102,9 | 113,0 | 104,8 | 112,0 | 118,3 | 107,9 | 107,9 | Furniture, household equipment, construction material in specialised stores |
| Knjige, časopisi in trgovina na drobno v drugih specializiranih prodajalnah | 109,8 | 109,9 | 106,4 | 112,2 | 110,0 | 111,7 | 97,0 | 91,7 | 92,6 | 93,0 | 89,4 | 96,7 | 91,0 | 91,0 | Books, newspapers and other retail sale in specialised stores |
| Trgovina na drobno po pošti | 110,4 | 81,6 | 115,4 | 124,5 | 111,2 | 110,0 | 97,6 | 91,9 | 153,9 | 107,3 | 149,1 | 168,7 | 87,2 | 87,2 | Retail sale via mail order houses |

1) Podatki so prilagojeni številu delovnih dni (WDA). / Data are working-day adjusted (WDA).

2) Ker metoda desezoniranja ni linearna, verižni indeksi, preračunani iz indeksov s stalno bazo, ne bodo enaki WDA verižnim indeksom.
Because the method of seasonal adjustment is not linear, chain indices, recalculated from constant base indices, will not be the same as WD adjusted chain indices.

| | predhodni mesec = 100 ^{1,2)} / previous month = 100 ^{1,2)} | | | | | | | | | | | | | | |
|---|--|--------------|--------------|-------------|-------------|--------------|--------------|-------------|--------------|--------------|--------------|--------------|--------------|--------------|---|
| | 2003 | | | | | | 2004 | | | | | | | | |
| | VII | VIII | IX | X | XI | XII | I | II | III | IV | V | VI | VII | | |
| Trgovina na drobno | 103,4 | 100,1 | 103,9 | 98,8 | 98,1 | 101,8 | 100,6 | 98,0 | 100,9 | 102,5 | 100,6 | 100,1 | 100,1 | 100,1 | Retail trade |
| Trgovina z živili, pijačami, tobakom | 102,4 | 102,7 | 101,6 | 98,4 | 99,5 | 105,4 | 103,9 | 96,8 | 101,0 | 101,4 | 97,7 | 100,9 | 101,9 | 101,9 | Food, beverages, tobacco |
| Nespecializirane prodajalne, pretežno z živili | 102,4 | 103,1 | 101,2 | 98,2 | 99,2 | 105,8 | 104,3 | 96,9 | 100,9 | 101,5 | 97,8 | 101,1 | 101,9 | 101,9 | Non-specialised stores, predominantly with food |
| Živila, pijače, tobak v specializiranih prodajalnah | 101,9 | 99,0 | 106,2 | 100,2 | 99,7 | 99,3 | 99,3 | 97,2 | 102,8 | 99,6 | 99,0 | 100,2 | 99,9 | 99,9 | Food, beverages, tobacco (specialised stores) |
| Trgovina z neživili | 103,0 | 101,0 | 102,5 | 101,3 | 98,9 | 100,6 | 100,8 | 98,3 | 101,3 | 101,1 | 100,8 | 102,1 | 100,1 | 100,1 | Retail trade with non-food |
| Nespecializirane prodajalne, pretežno z neživili | 102,9 | 105,1 | 94,4 | 98,2 | 101,6 | 98,3 | 112,6 | 96,1 | 101,7 | 105,1 | 100,4 | 100,3 | 103,4 | 103,4 | Non-specialised stores, predominantly with non-food |
| Farmacevtski, medicinski, kozmetični in toal. izdelki (specializirane prodajalne) | 102,6 | 103,0 | 100,9 | 103,6 | 89,6 | 103,3 | 98,6 | 101,6 | 98,4 | 100,6 | 107,3 | 99,9 | 104,1 | 104,1 | Pharmaceut., medical and cosmetic products (specialised stores) |
| Tekstil, oblačila, usnjeni izdelki (specializirane prodajalne) | 104,3 | 100,9 | 109,6 | 104,5 | 99,8 | 104,5 | 100,8 | 101,6 | 104,2 | 105,3 | 101,4 | 104,9 | 103,5 | 103,5 | Textile, clothing and leather products in specialised stores |
| Pohištvo, gospodinjiski aparati, gradbeni material (specializirane prodajalne) | 106,0 | 101,3 | 104,8 | 99,7 | 103,1 | 103,2 | 102,0 | 97,1 | 103,0 | 101,8 | 101,0 | 101,9 | 100,0 | 100,0 | Furniture, household equipment, construction material in specialised stores |
| Knjige, časopisi in trgovina na drobno v drugih specializiranih prodajalnah | 103,9 | 101,6 | 99,6 | 100,9 | 98,7 | 101,4 | 93,8 | 97,3 | 100,4 | 100,6 | 98,5 | 103,3 | 98,4 | 98,4 | Books, newspapers and other retail sale in specialised stores |
| Trgovina na drobno po pošti | 164,6 | 72,8 | 130,5 | 135,0 | 84,7 | 73,7 | 142,8 | 124,1 | 105,3 | 78,2 | 106,4 | 80,7 | 110,8 | 110,8 | Retail sale via mail order houses |

1) Podatki so desezonirani (SA). / Data are seasonally (SA) adjusted.

2) Ker metoda desezoniranja ni linearna, verižni indeksi, preračunani iz indeksov s stalno bazo, ne bodo enaki desezoniranim verižnim indeksom.
Because the method of seasonal adjustment is not linear, chain indices, recalculated from constant base indices, will not be the same as seasonally adjusted chain indices.

2.1 Indeksi realnega prihodka v trgovini na drobno po dejavnostih, Slovenija, julij 2004 (nadaljevanje)

Volume indices of retail trade turnover without VAT by activities, Slovenia, July 2004 (continued)

| | povprečje 2000 = 100 ^{1,2)} / average 2000 = 100 ^{1,2)} | | | | | | | | | | | | | |
|---|---|--------------|--------------|--------------|--------------|--------------|--------------|--------------|--------------|--------------|--------------|--------------|--------------|---|
| | 2003 | | | | | | 2004 | | | | | | | |
| | VII | VIII | IX | X | XI | XII | I | II | III | IV | V | VI | VII | |
| Trgovina na drobno | 127,5 | 123,6 | 127,1 | 131,0 | 118,1 | 146,6 | 113,8 | 101,4 | 121,9 | 129,9 | 127,8 | 131,4 | 132,4 | Retail trade |
| Trgovina z živili, pijačami, tobakom | 126,3 | 123,7 | 120,4 | 121,1 | 112,4 | 142,6 | 108,0 | 106,1 | 120,1 | 126,7 | 125,1 | 129,8 | 131,5 | Food, beverages, tobacco |
| Nespecializirane prodajalne, pretežno z živili | 128,8 | 127,6 | 122,4 | 124,4 | 113,8 | 148,5 | 112,8 | 108,6 | 122,9 | 132,5 | 127,8 | 134,4 | 134,8 | Non-specialised stores, predominantly with food |
| Živila, pijače, tobak v specializiranih prodajalnah | 84,3 | 81,2 | 84,4 | 86,8 | 83,1 | 98,9 | 70,2 | 65,5 | 77,6 | 77,7 | 79,5 | 81,3 | 79,4 | Food, beverages, tobacco (specialised stores) |
| Trgovina z neživili | 130,2 | 122,8 | 135,9 | 141,9 | 125,5 | 148,8 | 118,6 | 103,1 | 125,3 | 131,3 | 132,1 | 132,7 | 134,6 | Retail trade with non-food |
| Nespecializirane prodajalne, pretežno z neživili | 88,7 | 87,2 | 83,9 | 87,2 | 80,2 | 105,4 | 75,6 | 68,6 | 87,7 | 87,5 | 88,7 | 88,8 | 88,0 | Non-specialised stores, predominantly with non-food |
| Farmaceutski, medicinski, kozmetični in toal. izdelki (specializirane prodajalne) | 139,2 | 128,3 | 142,8 | 152,3 | 134,9 | 148,3 | 139,3 | 128,3 | 145,0 | 137,6 | 150,3 | 149,8 | 149,3 | Pharmaceut., medical and cosmetic products (specialised stores) |
| Tekstil, oblačila, usnjeni izdelki (specializirane prodajalne) | 216,0 | 158,7 | 243,2 | 268,0 | 205,2 | 236,9 | 242,4 | 142,9 | 197,4 | 213,7 | 220,0 | 206,1 | 224,0 | Textile, clothing and leather products in specialised stores |
| Pohištvo, gospodinjski aparati, gradbeni material (specializirane prodajalne) | 122,0 | 115,4 | 127,8 | 131,0 | 122,7 | 139,0 | 90,3 | 90,9 | 115,0 | 127,1 | 129,8 | 131,2 | 132,8 | Furniture, household equipment, construction material in specialised stores |
| Knjige, časopisi in trgovina na drobno v drugih specializiranih prodajalnah | 136,0 | 139,6 | 141,0 | 133,9 | 123,6 | 149,4 | 109,0 | 98,6 | 115,0 | 114,9 | 112,3 | 116,6 | 121,0 | Books, newspapers and other retail sale in specialised stores |
| Trgovina na drobno po pošti ³⁾ | ... | ... | ... | ... | ... | ... | ... | ... | ... | ... | ... | ... | ... | Retail sale via mail order houses ³⁾ |

1) Podatki so prilagojeni številu delovnih dni (WDA). / Data are working-day adjusted (WDA).

2) Ker metoda desezoniranja ni linearna, verižni indeksi, preračunani iz indeksov s stalno bazo, ne bodo enaki WDA verižnim indeksom.

Because the method of seasonal adjustment is not linear, chain indices, recalculated from constant base indices, will not be the same as WD adjusted chain indices.

3) Indeksov za to skupino dejavnosti ne moremo objaviti, ker je bilo v l. 2000 v njej premalo ustreznih enot. / Indices for this activity group cannot be published because of the small number of eligible units in 2000.

| | povprečje 2000 = 100 ^{1,2)} / average 2000 = 100 ^{1,2)} | | | | | | | | | | | | | |
|---|---|--------------|--------------|--------------|--------------|--------------|--------------|--------------|--------------|--------------|--------------|--------------|--------------|---|
| | 2003 | | | | | | 2004 | | | | | | | |
| | VII | VIII | IX | X | XI | XII | I | II | III | IV | V | VI | VII | |
| Trgovina na drobno | 125,1 | 125,8 | 127,7 | 127,7 | 123,0 | 125,5 | 129,5 | 116,9 | 121,4 | 125,7 | 123,9 | 127,9 | 129,8 | Retail trade |
| Trgovina z živili, pijačami, tobakom | 119,8 | 121,0 | 121,4 | 119,6 | 120,0 | 122,4 | 127,2 | 122,5 | 120,6 | 124,5 | 123,4 | 122,7 | 124,7 | Food, beverages, tobacco |
| Nespecializirane prodajalne, pretežno z živili | 123,6 | 125,7 | 125,9 | 124,4 | 120,8 | 125,3 | 130,5 | 124,8 | 124,0 | 128,5 | 125,7 | 128,6 | 129,2 | Non-specialised stores, predominantly with food |
| Živila, pijače, tobak v specializiranih prodajalnah | 82,3 | 82,1 | 84,5 | 84,4 | 83,7 | 82,0 | 81,9 | 78,7 | 79,4 | 78,6 | 77,5 | 77,0 | 76,8 | Food, beverages, tobacco (specialised stores) |
| Trgovina z neživili | 129,6 | 128,4 | 130,2 | 132,0 | 128,1 | 128,4 | 129,9 | 125,9 | 127,7 | 130,5 | 130,1 | 134,0 | 134,4 | Retail trade with non-food |
| Nespecializirane prodajalne, pretežno z neživili | 87,2 | 88,2 | 82,7 | 80,9 | 79,1 | 77,5 | 95,7 | 90,7 | 90,4 | 90,4 | 88,4 | 86,8 | 86,4 | Non-specialised stores, predominantly with non-food |
| Farmaceutski, medicinski, kozmetični in toal. izdelki (specializirane prodajalne) | 139,7 | 144,0 | 144,3 | 148,8 | 137,3 | 142,0 | 138,5 | 136,9 | 138,9 | 137,7 | 148,1 | 147,0 | 149,8 | Pharmaceut., medical and cosmetic products (specialised stores) |
| Tekstil, oblačila, usnjeni izdelki (specializirane prodajalne) | 211,9 | 207,9 | 221,6 | 226,5 | 213,7 | 213,6 | 210,5 | 204,4 | 203,6 | 216,6 | 212,1 | 213,8 | 219,9 | Textile, clothing and leather products in specialised stores |
| Pohištvo, gospodinjski aparati, gradbeni material (specializirane prodajalne) | 115,9 | 115,3 | 118,5 | 118,5 | 120,3 | 123,3 | 124,3 | 117,5 | 120,9 | 122,7 | 122,9 | 125,8 | 125,1 | Furniture, household equipment, construction material in specialised stores |
| Knjige, časopisi in trgovina na drobno v drugih specializiranih prodajalnah | 131,0 | 132,2 | 130,6 | 131,8 | 129,1 | 131,4 | 120,7 | 116,7 | 117,0 | 117,4 | 114,9 | 119,0 | 116,4 | Books, newspapers and other retail sale in specialised stores |
| Trgovina na drobno po pošti ³⁾ | ... | ... | ... | ... | ... | ... | ... | ... | ... | ... | ... | ... | ... | Retail sale via mail order houses ³⁾ |

1) Podatki so desezonirani (SA). / Data are seasonally adjusted (SA).

2) Ker metoda desezoniranja ni linearna, verižni indeksi, preračunani iz indeksov s stalno bazo, ne bodo enaki desezoniranim verižnim indeksom.

Because the method of seasonal adjustment is not linear, chain indices, recalculated from constant base indices, will not be the same as seasonally adjusted chain indices.

3) Indeksov za to skupino dejavnosti ne moremo objaviti, ker je bilo v l. 2000 v njej premalo ustreznih enot. / Indices for this activity group cannot be published because of the small number of eligible units in 2000.



2.2 Indeksi nominalnega in realnega prihodka v trgovini na drobno po dejavnostih, Slovenija, julij 2004¹⁾The value and volume indices of retail trade turnover without VAT by activities, Slovenia, July 2004¹⁾

| | Julij / July | | | | |
|---|----------------------|---------------------|--------------------------|--------------------|---|
| | VII 2004 VII 2003 | VII 2004 VI 2004 | I-VII 2004 I-VII 2003 | VII 2004 Ø 2003 | |
| Trgovina na drobno | | | | | Retail trade |
| Nominalne vrednosti | 104,6 | 100,9 | 105,1 | 110,4 | Value |
| Realne vrednosti | 102,9 | 101,1 | 102,9 | 108,4 | Volume |
| Trgovina z živili, pijačami, tobakom | | | | | Food, beverages, tobacco |
| Nominalne vrednosti | 105,2 | 100,2 | 105,4 | 111,5 | Value |
| Realne vrednosti | 103,7 | 100,5 | 103,0 | 109,5 | Volume |
| Nespecializirane prodajalne, pretežno z živili | | | | | Non-specialised stores, predominantly with food |
| Nominalne vrednosti | 105,6 | 100,4 | 106,0 | 112,3 | Value |
| Realne vrednosti | 104,2 | 100,6 | 103,6 | 110,3 | Volume |
| Živila, pijače, tobak v specializiranih prodajalnah | | | | | Food, beverages, tobacco (specialised stores) |
| Nominalne vrednosti | 97,7 | 97,8 | 96,2 | 99,1 | Value |
| Realne vrednosti | 95,9 | 97,9 | 93,3 | 96,6 | Volume |
| Trgovina z neživili | | | | | Non-food |
| Nominalne vrednosti | 103,9 | 101,7 | 104,7 | 109,2 | Value |
| Realne vrednosti | 101,9 | 101,8 | 102,8 | 107,1 | Volume |
| Nespecializirane prodajalne, pretežno z neživili | | | | | Non-specialised stores, predominantly with non-food |
| Nominalne vrednosti | 102,7 | 98,5 | 102,6 | 105,7 | Value |
| Realne vrednosti | 99,9 | 98,6 | 99,8 | 102,8 | Volume |
| Farmacevtski, medicinski, kozmetični in toal. izdelki (specializirane prodajalne) | | | | | Pharmaceut., medical and cosmetic products (specialised stores) |
| Nominalne vrednosti | 105,8 | 97,9 | 104,7 | 107,7 | Value |
| Realne vrednosti | 107,5 | 97,8 | 104,3 | 108,3 | Volume |
| Tekstil, oblačila, usnjeni izdelki (specializirane prodajalne) | | | | | Textile, clothing and leather products in specialised stores |
| Nominalne vrednosti | 108,8 | 106,5 | 105,7 | 111,3 | Value |
| Realne vrednosti | 104,7 | 107,2 | 103,6 | 107,7 | Volume |
| Pohištvo, gospodinjiski aparati, gradbeni material (specializirane prodajalne) | | | | | Furniture, household equipment, construction material in specialised stores |
| Nominalne vrednosti | 110,5 | 101,8 | 112,5 | 120,3 | Value |
| Realne vrednosti | 107,9 | 101,9 | 109,7 | 117,5 | Volume |
| Knjige, časopisi in trgovina na drobno v drugih specializiranih prodajalnah | | | | | Books, newspapers and other retail sale in specialised stores |
| Nominalne vrednosti | 93,5 | 103,6 | 94,5 | 97,7 | Value |
| Realne vrednosti | 91,0 | 103,8 | 93,0 | 95,7 | Volume |
| Trgovina na drobno po pošti | | | | | Retail sale via mail order houses |
| Nominalne vrednosti | 90,9 | 110,7 | 117,8 | 109,1 | Value |
| Realne vrednosti | 87,2 | 110,8 | 114,7 | 105,2 | Volume |

1) Podatki niso desezonirani niti prilagojeni delovnim dnevom. / Data are not seasonally nor working-day adjusted.

2.3 Koeficienti variacije indeksov prihodka v trgovini na drobno po dejavnostih, Slovenija, julij 2004
Coefficients of variation of indices of retail trade by activities, Slovenia, July 2004

| | Koeficienti variacije (%) / Coefficients of variation (%) | | | | | |
|---|---|------------|---|------------|-----------------------------|---|
| | isti mesec predhodnega leta = 100 corresp. month of the prev. year = 100 | | predhodni mesec = 100 previous month = 100 | | | |
| | VII 2004 | Ø 2003 | VII 2004 | Ø 2003 | Ø II-XII 2003 ¹⁾ | |
| Trgovina na drobno | 1,9 | 2,2 | 0,4 | 0,6 | 0,5 | Retail trade |
| Trgovina z živili, pijačami, tobakom | 4,0 | 3,6 | 0,4 | 0,5 | 0,3 | Food, beverages, tobacco |
| Nespecializirane prodajalne, pretežno z živili | 3,3 | 4,1 | 2,0 | 0,6 | 0,4 | Non-specialised stores, predominantly with food |
| Živila, pijače, tobak v specializiranih prodajalnah | 8,1 | 8,2 | 4,3 | 3,0 | 2,4 | Food, beverages, tobacco (specialised stores) |
| Trgovina z neživili | 2,1 | 2,3 | 0,7 | 1,1 | 1,0 | Non-food |
| Nespecializirane prodajalne, pretežno z neživili | 3,9 | 2,4 | 2,8 | 0,7 | 0,6 | Non-specialised stores, predominantly with non-food |
| Farmacevtski, medicinski, kozmetični in toal. izdelki (specializirane prodajalne) | 5,1 | 9,0 | 0,4 | 1,5 | 0,7 | Pharmaceut., medical and cosmetic products (specialised stores) |
| Tekstil, oblačila, usnjeni izdelki (specializirane prodajalne) | 8,2 | 3,9 | 2,3 | 2,2 | 2,1 | Textile, clothing and leather products in specialised stores |
| Pohištvo, gospodinjski aparati, gradbeni material (specializirane prodajalne) | 2,1 | 3,5 | 1,2 | 1,5 | 1,2 | Furniture, household equipment, construction material in specialised stores |
| Knjige, časopisi in trgovina na drobno v drugih specializiranih prodajalnah | 6,1 | 4,6 | 0,9 | 3,9 | 3,8 | Books, newspapers and other retail sale in specialised stores |
| Trgovina na drobno po pošti | 0,2 | 3,7 | 0,3 | 0,6 | 0,0 | Retail sale via mail order houses |

1) Ker je standardna napaka indeksa mesec na predhodni mesec v januarju zaradi rotacije vzorca bistveno višja kot v drugih mesecih, je pri tem indeksu podano tudi lansko povprečje brez januarja. Because of the sample rotation, in the case of month to previous month index the standard error for January is significantly higher than for other months. Therefore, the last year's average without January is given.

3. TRGOVINA Z MOTORNI MI VOZILI IN VZDRŽEVANJE LE-TEH TER TRGOVINA NA DROBNO Z MOTORNI MI GORIVI PO DEJAVNOSTI H, SLOVENIJA, JULIJ 2004

MOTOR TRADE BY ACTIVITIES, SLOVENIA, JULY 2004

3.1 Indeksi realnega prihodka od prodaje in vzdrževanja motornih vozil ter v trgovini na drobno z motornimi gorivi po dejavnostih, Slovenija, julij 2004

Volume indices of motor trade turnover without VAT by activities, Slovenia, July 2004

| | isti mesec predhodnega leta = 100 ^{1),2)} / corresponding month of the previous year = 100 ^{1),2)} | | | | | | | | | | | | | | |
|--|--|-------------|--------------|--------------|--------------|--------------|--------------|--------------|--------------|--------------|--------------|--------------|--------------|--|--|
| | 2003 | | | | | | 2004 | | | | | | | | |
| | VII | VIII | IX | X | XI | XII | I | II | III | IV | V | VI | VII | | |
| Trgovina z motornimi vozili in vzdrževanje le-teh ter trgovina na drobno z motornimi gorivi | 105,3 | 99,2 | 110,1 | 105,4 | 100,5 | 108,5 | 106,6 | 104,0 | 113,5 | 112,6 | 103,7 | 107,1 | 102,6 | Motor trade | |
| Motorna vozila, mot. kolesa, rezervni deli in oprema | 106,5 | 100,5 | 119,8 | 110,7 | 104,1 | 123,4 | 110,6 | 109,6 | 123,2 | 117,9 | 104,4 | 112,4 | 104,2 | Motor vehicles, motorcycles, spare parts and accessories | |
| Vzdrževanje in popravilo motornih vozil | 75,6 | 73,1 | 81,3 | 85,4 | 80,4 | 86,4 | 90,0 | 106,5 | 101,8 | 102,4 | 99,5 | 89,2 | 96,1 | Maintenance and repair of motor vehicles | |
| Motorna goriva na drobno | 109,7 | 102,0 | 104,1 | 102,9 | 100,0 | 95,1 | 103,4 | 94,5 | 99,7 | 105,1 | 103,2 | 101,1 | 101,0 | Retail sale of fuels | |

1) Podatki so prilagojeni številu delovnih dni (WDA). / Data are working-day adjusted (WDA).

2) Ker metoda desezoniranja ni linearna, verižni indeksi, preračunani iz indeksov s stalno bazo, ne bodo enaki WDA verižnim indeksom.

Because the method of seasonal adjustment is not linear, chain indices, recalculated from constant base indices, will not be the same as WD adjusted chain indices.

3.1 Indeksi realnega prihodka od prodaje in vzdrževanja motornih vozil ter v trgovini na drobno z motornimi gorivi po dejavnostih, Slovenija, julij 2004 (nadaljevanje)

Volume indices of motor trade turnover without VAT by activities, Slovenia, July 2004 (continued)

| | predhodni mesec = 100 ^{1,2)} / previous month = 100 ^{1,2)} | | | | | | | | | | | | | |
|--|--|-------------|--------------|-------------|-------------|--------------|-------------|-------------|--------------|--------------|-------------|--------------|-------------|--|
| | 2003 | | | | | | 2004 | | | | | | | |
| | VII | VIII | IX | X | XI | XII | I | II | III | IV | V | VI | | VII |
| Trgovina z motornimi vozili in vzdrževanje le-teh ter trgovina na drobno z motornimi gorivi | 99,7 | 97,2 | 105,4 | 99,1 | 99,2 | 104,2 | 99,9 | 97,2 | 100,0 | 101,6 | 96,0 | 100,9 | 98,7 | Motor trade |
| Motorna vozila, mot. kolesa, rezervni deli in oprema | 97,9 | 99,0 | 110,0 | 97,2 | 103,7 | 108,7 | 98,0 | 104,9 | 98,8 | 100,2 | 99,5 | 102,0 | 98,0 | Motor vehicles, motorcycles, spare parts and accessories |
| Vzdrževanje in popravilo motornih vozil | 94,6 | 92,3 | 104,6 | 102,0 | 97,0 | 97,6 | 91,3 | 106,8 | 91,9 | 103,0 | 95,1 | 91,5 | 106,3 | Maintenance and repair of motor vehicles |
| Motorna goriva na drobno | 103,2 | 93,1 | 102,0 | 100,1 | 96,1 | 102,1 | 104,1 | 99,2 | 102,5 | 102,5 | 100,9 | 98,3 | 103,0 | Retail sale of fuels |

1) Podatki so desezonirani (SA). / Data are seasonally adjusted (SA).

2) Ker metoda desezoniranja ni linearna, verižni indeksi, preračunani iz indeksov s stalno bazo, ne bodo enaki desezoniranim verižnim indeksom.
Because the method of seasonal adjustment is not linear, chain indices, recalculated from constant base indices, will not be the same as seasonally adjusted chain indices.

| | povprečje 2000 = 100 ^{1,2)} / average 2000 = 100 ^{1,2)} | | | | | | | | | | | | | |
|--|---|-------------|--------------|--------------|--------------|--------------|-------------|--------------|--------------|--------------|--------------|--------------|--------------|--|
| | 2003 | | | | | | 2004 | | | | | | | |
| | VII | VIII | IX | X | XI | XII | I | II | III | IV | V | VI | | VII |
| Trgovina z motornimi vozili in vzdrževanje le-teh ter trgovina na drobno z motornimi gorivi | 106,2 | 91,6 | 103,7 | 109,1 | 104,8 | 109,9 | 99,8 | 103,5 | 115,6 | 123,7 | 115,3 | 114,9 | 110,1 | Motor trade |
| Motorna vozila, mot. kolesa, rezervni deli in oprema | 121,4 | 90,8 | 115,0 | 117,2 | 124,4 | 122,2 | 108,6 | 130,2 | 145,4 | 148,2 | 140,2 | 139,7 | 129,5 | Motor vehicles, motorcycles, spare parts and accessories |
| Vzdrževanje in popravilo motornih vozil | 79,6 | 65,2 | 76,4 | 95,6 | 102,0 | 80,4 | 64,0 | 70,3 | 73,5 | 77,1 | 76,1 | 67,1 | 70,9 | Maintenance and repair of motor vehicles |
| Motorna goriva na drobno | 102,4 | 97,0 | 104,0 | 104,8 | 89,7 | 97,0 | 92,3 | 85,6 | 97,2 | 97,9 | 101,3 | 96,5 | 103,4 | Retail sale of fuels |

1) Podatki so prilagojeni številu delovnih dni (WDA). / Data are working-day adjusted (WDA).

2) Ker metoda desezoniranja ni linearna, verižni indeksi, preračunani iz indeksov s stalno bazo, ne bodo enaki WDA verižnim indeksom.
Because the method of seasonal adjustment is not linear, chain indices, recalculated from constant base indices, will not be the same as WD adjusted chain indices.

| | povprečje 2000 = 100 ^{1,2)} / average 2000 = 100 ^{1,2)} | | | | | | | | | | | | | |
|--|---|--------------|--------------|--------------|--------------|--------------|--------------|--------------|--------------|--------------|--------------|--------------|--------------|--|
| | 2003 | | | | | | 2004 | | | | | | | |
| | VII | VIII | IX | X | XI | XII | I | II | III | IV | V | VI | | VII |
| Trgovina z motornimi vozili in vzdrževanje le-teh ter trgovina na drobno z motornimi gorivi | 105,8 | 103,6 | 106,8 | 106,4 | 104,9 | 110,2 | 111,1 | 111,3 | 110,1 | 114,7 | 107,9 | 110,6 | 110,2 | Motor trade |
| Motorna vozila, mot. kolesa, rezervni deli in oprema | 117,8 | 116,0 | 123,5 | 122,2 | 122,8 | 129,8 | 127,7 | 129,4 | 129,2 | 131,9 | 128,8 | 129,1 | 128,0 | Motor vehicles, motorcycles, spare parts and accessories |
| Vzdrževanje in popravilo motornih vozil | 79,4 | 78,5 | 78,2 | 78,6 | 77,5 | 76,7 | 77,7 | 78,6 | 75,6 | 76,3 | 76,3 | 73,2 | 74,8 | Maintenance and repair of motor vehicles |
| Motorna goriva na drobno | 101,4 | 94,1 | 96,0 | 95,7 | 91,8 | 93,4 | 97,4 | 96,4 | 98,5 | 100,8 | 101,3 | 99,4 | 102,4 | Retail sale of fuels |

1) Podatki so desezonirani (SA). / Data are seasonally adjusted (SA).

2) Ker metoda desezoniranja ni linearna, verižni indeksi, preračunani iz indeksov s stalno bazo, ne bodo enaki desezoniranim verižnim indeksom.
Because the method of seasonal adjustment is not linear, chain indices, recalculated from constant base indices, will not be the same as seasonally adjusted chain indices.

3.2 Indeksi nominalnega in realnega prihodka od prodaje motornih vozil in vzdrževanja le-teh ter v trgovini na drobno z motornimi gorivi po dejavnostih, Slovenija, julij 2004¹⁾

The value and volume indices of motor trade turnover without VAT by activities, Slovenia, July 2004¹⁾

| | Julij / July | | | | |
|--|--------------|----------|------------|----------|--|
| | VII 2004 | VII 2004 | I-VII 2004 | VII 2004 | |
| | VII 2003 | VI 2004 | I-VII 2003 | Ø 2003 | |
| Trgovina z motornimi vozili in vzdrževanje le-teh ter trgovina na drobno z motornimi gorivi | | | | | Motor trade |
| Nominalne vrednosti | 107,9 | 97,6 | 112,5 | 114,2 | Value |
| Realne vrednosti | 102,6 | 96,5 | 107,2 | 107,9 | Volume |
| Motorna vozila, mot. kolesa, rezervni deli in oprema | | | | | Motor vehicles, motorcycles, spare parts and accessories |
| Nominalne vrednosti | 107,3 | 90,8 | 116,6 | 113,2 | Value |
| Realne vrednosti | 104,2 | 90,4 | 111,8 | 109,7 | Volume |
| Vzdrževanje in popravilo motornih vozil | | | | | Maintenance and repair of motor vehicles |
| Nominalne vrednosti | 106,8 | 103,6 | 108,1 | 105,5 | Value |
| Realne vrednosti | 96,1 | 103,2 | 97,8 | 95,4 | Volume |
| Motorna goriva na drobno | | | | | Retail sale of fuels |
| Nominalne vrednosti | 109,1 | 108,7 | 106,5 | 117,1 | Value |
| Realne vrednosti | 101,0 | 107,2 | 101,2 | 107,1 | Volume |

1) Podatki niso sezonsirani niti prilagojeni številu delovnih dni. / Data are not seasonally nor working-day adjusted.

2) V dejavnostih Motorna vozila, mot. kolesa, rezervni deli in oprema in Vzdrževanje in popravilo motornih vozil podatki odstopajo od podatkov, objavljenih v Prvi objavi, zaradi spremembe dejavnosti podjetja, katerega prihodek bistveno vpliva na celotni prihodek v opazovani dejavnosti. / In activities Motor vehicles, motorcycles, spare parts and accessories and Maintenance and repair of motor vehicles data differ from the data published in the First Release due to a change in the activity of the enterprise whose income substantially influences the total income in the observed activity.

3.3 Koeficienti variacije indeksov prihodka od prodaje motornih vozil in vzdrževanja le-teh ter v trgovini na drobno z motornimi gorivi po dejavnostih, Slovenija, julij 2004

Coefficients of variation of motor trade indices by activities, Slovenia, July 2004

| | Koeficienti variacije (%) / Coefficients of variation (%) | | | | | |
|--|---|------------|---|------------|-----------------------------|--|
| | isti mesec predhodnega leta = 100 corresp. month of the prev. year = 100 | | predhodni mesec = 100 previous month = 100 | | | |
| | VII 2004 | Ø 2003 | VII 2004 | Ø 2003 | Ø II-XII 2003 ¹⁾ | |
| Trgovina z motornimi vozili in vzdrževanje le-teh ter trgovina na drobno z motornimi gorivi | 2,8 | 2,1 | 0,6 | 1,0 | 0,9 | Motor trade |
| Motorna vozila, mot. kolesa, rezervni deli in oprema | 4,5 | 4,3 | 0,5 | 2,2 | 2,0 | Motor vehicles, motorcycles, spare parts and accessories |
| Vzdrževanje in popravilo motornih vozil | 7,5 | 9,2 | 3,6 | 5,2 | 4,7 | Maintenance and repair of motor vehicles |
| Motorna goriva na drobno | 0,0 | 1,2 | 0,0 | 0,3 | 0,9 | Retail sale of fuels |

1) Ker je standardna napaka indeksa mesec na predhodni mesec v januarju zaradi rotacije vzorca bistveno višja kot v drugih mesecih, je pri tem indeksu podano tudi lansko povprečje brez januarja. Because of the sample rotation, in the case of month to previous month index the standard error for January is significantly higher than for other months. Therefore, the last year's average without January is given.

4. DELOVNO AKTIVNE OSEBE, KI DELAJO V PODJETJIH V TRGOVINI NA DROBNO, PRI PRODAJI MOTORNIH VOZIL IN VZDRŽEVANJU LE-TEH TER V TRGOVINI NA DROBNO Z MOTORNIMI GORIVI, SLOVENIJA, JULIJ 2004
PERSONS IN EMPLOYMENT WORKING IN THE ENTERPRISES IN RETAIL TRADE AND MOTOR TRADE, JULY 2004

4.1 Indeksi števila delovno aktivnih oseb, ki delajo v podjetjih v trgovini na drobno, pri prodaji motornih vozil in vzdrževanju le-teh ter v trgovini na drobno z motornimi gorivi po dejavnostih, Slovenija, julij 2004¹⁾
Indices of number of persons in employment working in the enterprises in retail trade and motor trade by activities, Slovenia, July 2004¹⁾

| | Julij / July | | | | |
|---|--------------|-------------|--------------|--------------|---|
| | VII 2004 | VII 2004 | I-VII 2004 | VII 2004 | |
| | VII 2003 | VI 2004 | I-VII 2003 | Ø 2003 | |
| Trgovina na drobno | 101,1 | 99,9 | 100,6 | 101,2 | Retail trade |
| Trgovina z živili, pijačami, tobakom | 101,2 | 100,1 | 100,4 | 100,7 | Food, beverages, tobacco |
| Trgovina z neživili | 101,1 | 99,8 | 100,7 | 101,7 | Non-food |
| Trgovina z motornimi vozili in vzdrževanje le-teh ter trgovina na drobno z motornimi gorivi | 101,7 | 99,6 | 100,6 | 101,1 | Motor trade |
| Skupaj trgovina na drobno, trgovina z motornimi vozili in vzdrževanje le-teh ter trgovina na drobno z motornimi gorivi | 101,3 | 99,9 | 100,6 | 101,2 | Total retail trade and motor trade |

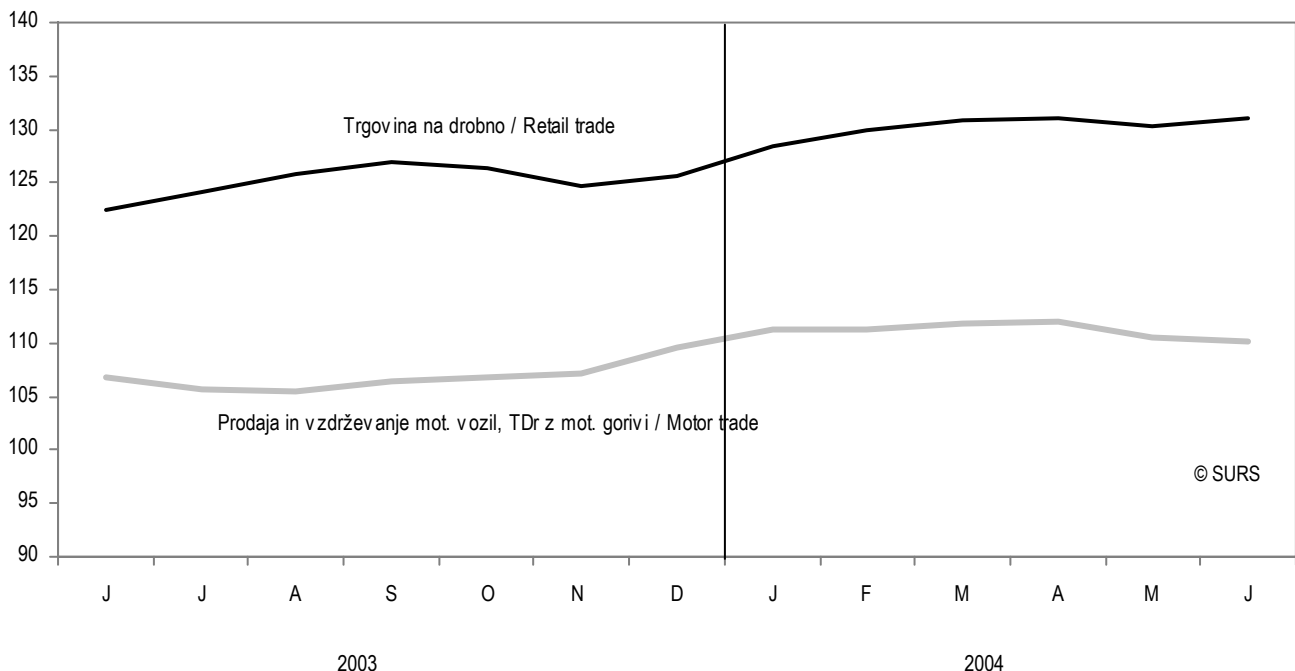
1) Podatki niso desezonirani niti prilagojeni številu delovnih dni. / Data are not seasonally nor working-day adjusted.
Vir: Statistični register delovno aktivnega prebivalstva (SRDAP). / Source: Statistical Register of Employment (SRE).

Slika 3: Osnovna smer razvoja (trend-cikel) realnega prihodka v trgovini na drobno in pri prodaji in vzdrževanju motornih vozil ter prodaji motornih goriv na drobno, Slovenija, julij 2003 - julij 2004

Chart 3: Trend-cycle of the turnover volume of retail trade and motor trade, Slovenia, July 2003 - July 2004

indeksi / indices

Ø 2000 = 100



STATISTIČNA ZNAMENJA

| | |
|-----|---|
| - | ni pojava |
| ... | ni podatka |
| ∅ | povprečje |
| * | popravljen podatek |
| 0 | podatek je manjši od 0,5 dane merske enote |
| 0,0 | podatek je manjši od 0,05 dane merske enote |
| + | in več (let, članov, ...) |
| 1) | oznaka za opombo pod tabelo |
| () | nezadostno preverjen ali ocenjen podatek |
| z | podatek zaradi zaupnosti ni objavljen |

METODOLOŠKA POJASNILA

Namen raziskovanja

je mesečno statistično merjenje gibanja prihodka od prodaje blaga v trgovini na drobno, od prodaje in vzdrževanja motornih vozil ter od prodaje na drobno motornih goriv.

Enote opazovanja

so praviloma podjetja, ki so po glavni dejavnosti uvrščena v trgovino na drobno ali v prodajo in vzdrževanje motornih vozil ali v prodajo na drobno motornih goriv. Podatki se nanašajo na celo podjetje, tudi na tisto morebitno stransko dejavnost, ki se ne nanaša na trgovino.

Poleg naštetih je v Sloveniji tudi nekaj podjetij z drugačno glavno dejavnostjo, vendar pa ustvarjajo občuten delež prihodka z eno naštetih dejavnosti kot s svojo sekundarno dejavnostjo. Zato smo v vzorec opazovanih enot dodali nekaj pomembnejših tovrstnih podjetij in pri njih upoštevali le podatke, ki se nanašajo na opazovane dejavnosti.

Viri

Podatke o prihodku zbiramo s statističnim raziskovanjem Mesečno poročilo o trgovini na drobno, prodaji motornih vozil in goriva ter vzdrževanju in popravilih motornih vozil (TRG/M) po poštni metodi. Vir podatkov je računovodska dokumentacija podjetij, izjemoma tudi njihova ocena.

Vir podatkov o delovno aktivnih osebah je Statistični register delovno aktivnega prebivalstva (SRDAP), ki ga vodi Urad. Vzpostavljen je bil na osnovi popisa zaposlenih oseb leta 1986. Dopolnjuje in popravlja (ažurira) se s podatki iz obrazcev M, to je Prijava podatkov za uvedbo in vodenje matične evidence pokojninskega in invalidskega zavarovanja in zdravstvenega zavarovanja, evidence o sklenitvi delovnega razmerja (M-1, M-2, M-1A, M-3, M-3a, M-DČ).

Zajetje

Ker v praksi ni mogoče zbrati podatkov od vseh poslovnih subjektov omenjenih dejavnosti, jih pridobimo iz vzorca podjetij. Vzorcna podjetja so izbrana med 6977 potencialnimi opazovanimi enotami, ki zastopajo celotno populacijo. Te enote smo opredelili tako, da smo Poslovni register Slovenije dopolnili z informacijami iz drugih virov (Zaključni računi AJPES, Statistični register delovno aktivnega prebivalstva – SRDAP).

Vzorec je razdeljen na stratumе, in sicer po dejavnosti in po velikostnih razredih podjetij. Po dejavnosti so podjetja razvrščena po SKD v trgovino na drobno (razen skupine Popravila izdelkov široke porabe), v prodajo oziroma vzdrževanje in popravilo motornih vozil ali v prodajo na drobno motornih goriv. Po velikosti so podjetja razvrščena na velika, srednja in mala. V vzorec so bila vključena vsa velika podjetja, stratumсka

STATISTICAL SIGNS

| | |
|-----|--|
| - | no occurrence of event |
| ... | data not available |
| ∅ | average |
| * | corrected data |
| 0 | value not zero but less than 0,5 of the unit employed |
| 0,0 | value not zero but less than 0,05 of the unit employed |
| + | and more (years, members ...) |
| 1) | footnote |
| () | incomplete or estimated data |
| z | data not published because of confidentiality |

METHODOLOGICAL EXPLANATIONS

Purpose of the survey

is monthly statistical observation of trends in turnover without VAT in retail trade, sale and maintenance of motor vehicles and retail sale of fuel.

Observation units

are the enterprises whose principal activity is classified into the retail trade or sale and maintenance of motor vehicles or retail trade of fuels. Data refer to the whole enterprise, including eventual secondary activity not related to trade.

In addition, there are several enterprises in Slovenia whose principal activity is not one of activities mentioned above, but which carry out significant secondary retailing activities. Due to this fact our results have been adjusted by adding the corresponding part of retail trade results of these enterprises.

Sources

We collect data on turnover with the monthly questionnaire TRG/M (Monthly report on retail trade, sale and maintenance of motor vehicles and retail trade of fuel) by the postal method. The source of data is accounting documentation of enterprises and only exceptionally their estimation.

The data source on persons in employment is the Statistical Register of Employment, which is kept by our office. It was set up on the basis of the 1986 census of persons in paid employment. The data on employment are obtained from monthly M forms, i.e. registration of data for the introduction and keeping of the central record of pension and disability insurance, health insurance and employment (M-1, M-2, M-1A, M-3, M-3a, M-DČ).

Coverage

Because in practice it is impossible to collect data from all business subjects in the mentioned activity, we collect data from a sample of enterprises. The sample is chosen among 6,977 potential units of observation, which represent the whole population. We defined these units by supplementing the Business Register of Slovenia with information from other sources: final accounts of the Agency of the Republic of Slovenia for Public Legal Records and Related Services and the Statistical Register of Employment.

The sample is divided into strata by activities and size. Enterprises are stratified by activity into retail trade by the Standard Classification of Activities (except the group Repair of personal and household goods) or sale and maintenance and repair of motor vehicles or retail sale of fuels. Enterprises are classified by size into small, medium-sized and large. All large enterprises were included in the sample, while in medium-sized and



razporeditev preostalih podjetij pa je bila določena glede na njihov prihodek. V vzorec je bilo vključenih skupaj 1297 podjetij; 156 podjetij med njimi je v juliju sporočilo, da trenutno ne poslujejo oziroma da njihova glavna dejavnost ni nobena od opazovanih dejavnosti. Odgovorilo je 1042 podjetij, 99 podjetij pa ni odgovorilo in jih štejemo kot neodgovor. Stopnja ustreznosti je obsegala 88,0 %, stopnja odgovorov pa 91,3 %.

V SRDAP-u so zajete vse v opazovanih dejavnostih (Trgovina na drobno in Trgovina z motornimi vozili in vzdrževanje le-teh ter trgovina na drobno z motornimi gorivi) zaposlene in samozaposlene osebe, ki so obvezno pokojninsko in zdravstveno zavarovane oziroma so v delovnem razmerju na območju RS.

Definicije in pojasnila

Prihodek je skupni znesek, ki ga podjetje obračuna za prodajo blaga in za opravljene storitve v enem mesecu. Vsebuje vse stroške in obremenitve, vezane na kupca, ne zajema pa davka na dodano vrednost, prihodkov od financiranja, morebitne prodaje osnovnih sredstev in drugih izrednih prihodkov. Prodaja na posojilo se šteje v mesec fakturiranja.

Podatki za tekoči mesec so začasni in jih v naslednjih mesecih za nazaj še dopolnjujemo.

Delovno aktivno prebivalstvo v SRDAP so zaposlene in samozaposlene osebe, ki so:

- obvezno pokojninsko in zdravstveno zavarovane oziroma so v delovnem razmerju na območju Republike Slovenije;
- stare najmanj 15 let do upokojitve.

K delovno aktivnemu prebivalstvu sodijo:

- osebe, ki so v delovnem razmerju (zaposlene osebe): pri podjetju, družbi, zavodu, drugi organizaciji; pri podružnicah tujih podjetij; izvoljeni ali imenovani nosilci javne ali družbene funkcije; matere z otrokom, ki delajo po posebnih predpisih; lastniki podjetij, ki jih osebe vodijo in niso zavarovani iz drugega naslova; od 1. 1. 1999 udeleženci javnih del; k zaposlenim osebam ne štejemo oseb, ki delajo v teh podjetjih, družbah in organizacijah po pogodbi o delu ali po avtorski pogodbi, in državljanov Republike Slovenije s stalno zaposlitvijo v slovenskih predstavništvih, gradbiščih ipd. v tujini;
- osebe, ki so v delovnem razmerju (zaposlene osebe): pri osebah, ki opravljajo gospodarsko ali pridobitno dejavnost; pri osebah, ki opravljajo poklicno dejavnost kot edini ali glavni poklic; pri fizičnih osebah, ki uporabljajo dopolnilno delo drugih ljudi;
- samozaposlene osebe: osebe, ki opravljajo gospodarsko ali pridobitno dejavnost (samostojni podjetniki posamezniki); osebe, ki opravljajo poklicno dejavnost kot edini ali glavni poklic (npr. samostojni raziskovalci).

Poročevalski datum, tj. datum, na katerega se nanašajo podatki iz SRDAP, je zadnji dan v poročevalskem (referenčnem) mesecu. Povprečje leta je dvanajstina seštevka podatkov vseh dvanajstih mesecev leta.

Za podrobnejša pojasnila glede podatkov o delovno aktivnih osebah se lahko obrnete na Oddelek za statistiko dela Statističnega urada.

Obdelava podatkov

Podjetjem, ki na vprašalnik ne odgovorijo, podatke pripišemo (imputiramo) glede na njihove registrske podatke o prihodku ter glede na porezno povprečno razmerje med prihodkom v tekočem in prejšnjem mesecu tistih podjetij, ki so odgovorila. Pripise izvajamo vedno v okviru enega stratuma.

Podatki so uteženi zaradi verjetnosti izbora, uteži pa so nato še

small enterprises the stratum allocation depended on their income. The sample covered 1,297 enterprises; in July 156 enterprises reported that at the moment they are not in operation or that their principal activity is not retail trade. All these enterprises are labelled ineligible. 1042 enterprises responded and 99 enterprises did not respond. The latter are labelled non-response. The eligibility rate was thus 88.0% and the response rate was 91.3%.

The Statistical Register of Employment covers all persons in paid employment in observed activities (Retail trade and Sales and maintenance of motor vehicles and retail sale of fuels - Motor trade) and self-employed persons who have compulsory pension and health insurance or are employed on the territory of the Republic of Slovenia.

Definitions and explanations

Turnover without VAT is the total amount that the enterprise settled with sale of goods and performed services in the month. It includes all costs and charges linked to the buyer and excludes the value added tax, financial income, eventual sale of fixed assets and other extra income. The sale for loan is registered in the month of invoicing.

Data for the current month are provisional and will be supplemented in the following months.

Persons in employment in the Statistical Register of Employment are persons in paid employment and self-employed persons who:

- have compulsory pension and health insurance or are employed on the territory of the Republic of Slovenia;
- are at least 15 years old and not retired.

Persons in employment are:

- persons in paid employment in enterprises, companies, institutions and other organisations or in subsidiaries of foreign enterprises, elected or appointed holders of public functions, mothers with children working under special regulations, owners or enterprises who run them personally and are not insured otherwise, and since 1 January 1999 people performing public works; persons in paid employment are not persons working in enterprises, companies and organisations via contracts for work and citizens of the Republic of Slovenia permanently employed in Slovene embassies, on construction sites, etc., abroad.
- persons in paid employment at self-employed persons, at own account workers performing their activity as the only or principal occupation, and at natural persons using supplementary work of other people;
- self-employed persons: persons performing economic or gainful activity (individual private entrepreneurs) and own account workers performing their activity as the only or principal occupation (e.g. independent researchers).

The date that the data on persons in employment refer to is the last day of the observed month. The average of the year is one twelfth of the sum of the twelve months of the year.

More detailed explanations on persons in employment are available at the Labour Statistics Department of our Statistical Office.

Data processing

We impute data for enterprises that did not answer the questionnaire taking into account their register data on turnover in view of the levelled average ratio between the enterprises that answered the questionnaire in the current month and those that answered it in the previous month. Imputations are always carried out within the stratum.

Data are weighted because of probability of selection and weights are



popravljen glede na razmerje rojstev in smrti v populaciji.

Posamezni razredi dejavnosti podjetij so smiselno združeni v skupine.

Rezultate objavljamo v obliki indeksov. Indekse smo desezonirali z metodo Tramo/Seats, ki temelji na modelih ARIMA. Pri oblikovanju modelov smo upoštevali časovno obdobje od januarja 1998 do januarja 2004. V tabelah so prikazane desezonirane vrednosti (SA) in vrednosti, prilagojene glede na vpliv različnega števila delovnih dni (WDA). Desezonirane vrednosti so vrednosti, pri katerih je izključen vpliv sezone, tj. vrednosti, ki vsebujejo trend-cikel in naključno komponento. Pri desezoniranju indeksov smo upoštevali tudi vpliv delovnih dni, slovenskih praznikov in vpliv velike noči. Seveda pri tistih časovnih vrstah, pri katerih so bili omenjeni vplivi statistično značilni. V grafikonih pa je prikazana trend-cikel komponenta, ki kaže osnovno smer razvoja. Zaradi narave podatkov smo v letu 2004 z aprilskimi vrednostmi spremenili model pri desezoniranju realnega prihodka v dejavnostih trgovina na drobno in vzdrževanje in popravilo motornih vozil.

Objavljamo tudi indekse nominalnih in indekse realnih vrednosti. Pri zadnjih izločimo spremembo cen tako, da nominalne indekse deflaciram o z ustreznimi skupinami indeksov cen življenjskih potrebščin.

Koeficienti variacije

Za dva izmed objavljenih indeksov (primerjava mesec na pretekli mesec in mesec na isti mesec preteklega leta) je v tabelah objavljen tudi koeficient variacije (relativna standardna napaka). Standardna napaka ocene je izračunana s postopkom Taylorjeve linearizacije, prirejenim za primer ocene indeksa. Za lažjo primerjavo so v tabeli podani tudi povprečni koeficienti variacije v lanskem letu.

Pomen koeficientov variacije:

CV<10 %: podatek je zanesljiv,

10 % <CV< 15 %: podatek je manj zanesljiv,

15 % <CV< 30 %: podatek je precej nezanesljiv, zato ga objavimo v oklepaju, npr. (110,3).

CV>30 %: podatek ni primeren za objavo.

corrected for the ratio between dead and new-born units in the population.

Individual classes of activities of enterprises are logically joined into published groups.

Results are published as indices. Indices are seasonally adjusted (SA) with the Tramo/Seats method based on ARIMA models. In designing the models we took into account the period from January 1998 to January 2004. The tables show seasonally adjusted values and working-day adjusted (WDA) values. By SA values the influence of the season, which includes the trend-cycle and random component, is eliminated. By seasonally adjusting the indices, we took into account the impact of working-days and Slovenian holidays for the range of data these influences were statistically significant. The chart shows the trend-cycle component, which indicates the main direction of evolution. Because of the nature of data, with data for April 2004 we changed the model in seasonal adjustment of turnover volume in activities Retail trade and Maintenance and repair of motor vehicles.

We publish as well the value and volume indices. In volume indices we eliminate the change of prices by deflating the value indices with corresponding groups of consumer price indices.

Coefficients of variation

For two indices (comparison month to previous month and month to the same month of the previous year) the coefficients of variation (relative standard error) are also published. The standard error of the estimation is calculated by Taylor linearization, adjusted for the case of index estimation. For better comparison also last year average coefficients of variations are published.

The meaning of the coefficients of variation:

CV<10 %: data are reliable,

10 % <CV< 15 %: data are less reliable,

15 % <CV< 30 %: data are rather uncertain, published in parenthesis, for example (110,3).

CV>30 %: data are not relevant for publishing.

Dejavnosti po standardni klasifikaciji dejavnosti (SKD), vključene v rezultate raziskovanja

| 52.1+52.2+ 52.3+52.4+ 52.5+52.6 | Trgovina na drobno | | 52.1+52.2+ 52.3+52.4+ 52.5+52.6 | Retail trade | |
|---------------------------------------|---|--|---------------------------------------|---|--|
| 52.11+ 52.2 | Trgovina z živili pijačami, tobakom | | 52.11+ 52.2 | Food, beverages, tobacco | |
| 52.110 | Nespecializirane prodajalne, pretežno z živili | | 52.11 | Non-specialized stores, predominantly with food | |
| 52.2 | Živila, pijače, tobak v specializiranih prodajalnah | | 52.2 | Food, beverages, tobacco (specialized stores) | |
| | 52.210 | Trgovina na drobno s svežim sadjem in zelenjavo | | 52.210 | Retail sale of fruit and vegetables |
| | 52.220 | Trgovina na drobno z mesom in mesnimi izdelki | | 52.220 | Retail sale of meat and meat products |
| | 52.230 | Trgovina na drobno z ribami, raki, mehkužci | | 52.230 | Retail sale of fish, crustaceans and molluscs |
| | 52.240 | Trgovina na drobno s kruhom, pecivom, testeninami, sladkornimi izdelki | | 52.240 | Retail sale of bread, cakes, flour confectionery & sugar confectionery |

Activities and codes by NACE Rev. 1 classification included in the results of the survey.



| | | | | | |
|----------------------------------|---|--|----------------------------------|---|--|
| | 52.250 | Trgovina na drobno z alkoholnimi in brezalkoholnimi pijačami | | 52.250 | Retail sale of alcoholic and other beverages |
| | 52.260 | Trgovina na drobno s tobačnimi izdelki | | 52.260 | Retail sale of tobacco products |
| | 52.270 | Trgovina na drobno v drugih specializiranih prodajalnah z živili | | 52.270 | Other retail sale of food, beverages and tobacco in specialised stores |
| 52.12+52.3+52.4+52.5+52.6 | Trgovina z neživili | | 52.12+52.3+52.4+52.5+52.6 | Retail trade with non-food | |
| 52.120 | Nespecializirane prodajalne, pretežno z neživili | | 52.120 | Non-specialized stores, predominantly with non-food | |
| 52.3 | Farmaceutski, medicinski, kozmetični in toal. izdelki (specializirane prodajalne) | | 52.3 | Pharmaceut., medical and cosmetic products (specialized stores) | |
| | 52.310 | Dejavnost lekarn | | 52.310 | Dispensing chemists |
| | 52.320 | Trgovina na drobno z medicinskimi in ortopedskimi izdelki | | 52.320 | Retail sale of medical and orthopaedic goods |
| | 52.330 | Trgovina na drobno s kozmetičnimi in toaletnimi izdelki | | 52.330 | Retail sale of cosmetic and toilet articles |
| 52.41+52.42+52.43 | Tekstil, oblačila, usnjeni izdelki (specializirane prodajalne) | | 52.41+52.42+52.43 | Textile, clothing and leather products in specialized stores | |
| | 52.410 | Trgovina na drobno s tekstilom | | 52.410 | Retail sale of textiles |
| | 52.420 | Trgovina na drobno z oblačili | | 52.420 | Retail sale of clothing |
| | 52.430 | Trgovina na drobno z obutvijo in usnjenimi izdelki | | 52.430 | Retail sale of footwear and leather goods |
| 52.44+52.45+52.46 | Pohištvo, gospodinjski aparati, gradbeni material (specializirane prodajalne) | | 52.44+52.45+52.46 | Furniture, household equipment, construction material in specialized stores | |
| | 52.440 | Trgovina na drobno s pohištvom, svetili in drugimi predmeti za gospodinjstvo | | 52.440 | Retail sale of furniture, lighting equipment & household articles nec |
| | 52.450 | Trgovina na drobno z električnimi gospodinjskimi, radijskimi, TV aparati | | 52.450 | Retail of electrical household appliances & radio & television goods |
| | 52.461 | Trgovina na drobno s kovinskimi izdelki | | 52.461 | Retail sale via mail order houses |
| | 52.462 | Trgovina na drobno z barvami, laki in drugimi kemičnimi sredstvi | | 52.462 | Retail sale via stalls and markets |
| | 52.463 | Trgovina na drobno z gradbenim materialom | | 52.463 | Retail sale of construction material |
| 52.47+52.48 | Knjige, časopisi in trgovina na drobno v drugih specializiranih prodajalnah | | 52.47+52.48 | Books, newspapers and other specialized retail trade | |
| | 52.471 | Dejavnost knjigarj | | 52.471 | Retail sale of books |
| | 52.472 | Trgovina na drobno s časopisi, revijami | | 52.472 | Retail sale of newspapers, magazines |
| | 52.473 | Dejavnost papirnic | | 52.473 | Retail sale of paper stationery |
| | 52.481 | Trgovina na drobno s športno opremo | | 52.481 | Retail sale of sports equipment |

| | | | | | |
|----------------|--|---|----------------|---|--|
| | 52.482 | Dejavnost cvetličarn | | 52.482 | Retail sale of flowers |
| | 52.483 | Trgovina na drobno z vrtnarsko opremo in hišnimi živalmi | | 52.483 | Retail sale of gardening equipment and pets |
| | 52.484 | Trgovina na drobno s kurivom | | 52.484 | Retail sale of fuel |
| | 52.485 | Trgovina na drobno z urami, nakitom, bižuterijo | | 52.485 | Retail sale of watches, clocks and jewellery |
| | 52.486 | Trgovina na drobno z umetniškimi izdelki | | 52.486 | Retail sale of works of art |
| | 52.487 | Trgovina na drobno z igračami, otroško opremo | | 52.487 | Retail sale of toys and children's equipment |
| | 52.488 | Trgovina na drobno v drugih specializiranih prodajalnah, d.n. | | 52.488 | Retail sale in other specialised shops, n. e. c. |
| | 52.500 | Trgovina na drobno z rabljenim blagom | | 52.500 | Retail sale of second-hand goods in stores |
| | 52.610 | Trgovina na drobno po pošti | | 52.610 | Retail sale via mail order houses |
| | 52.620 | Trgovina na drobno na tržnicah in stojnicah | | 52.620 | Retail sale via stalls and markets |
| | 52.630 | Druga trgovina na drobno zunaj prodajaln | | 52.630 | Other non-store retail sale |
| 50 | Trgovina z motornimi vozili in vzdrževanje le-teh ter trgovina na drobno z motornimi gorivi | | 50 | Sales and maintenance of motor vehicles and retail sale of fuels (Motor trade) | |
| 50.1+50.3+50.4 | Motorna vozila, mot. kolesa, rezervnimi deli in oprema | | 50.1+50.3+50.4 | Motor vehicles, motor bicycles, spare parts and accessories | |
| | 50.101 | Trgovina na debelo z motornimi vozili | | 50.101 | Wholesale of motor vehicles |
| | 50.102 | Trgovina na drobno z motornimi vozili | | 50.102 | Retail sale of motor vehicles |
| | 50.103 | Posredništvo pri trgovini z motornimi vozili | | 50.103 | Agents involved in sale of motor vehicles |
| | 50.301 | TD z rezervnimi deli in dodatno opremo za motorna vozila | | 50.301 | Wholesale of motor vehicle parts and accessories |
| | 50.302 | Trgovina na drobno z rezervnimi deli in dodatno opremo za motorna vozila | | 50.302 | Retail sale of motor vehicle parts and accessories |
| | 50.303 | Posredništvo pri trgovini z rezervnimi deli in dodatno opremo za motorna vozila | | 50.303 | Agents involved in sale of motor vehicle parts and accessories |
| | 50.401 | TD z motornimi kolesi, deli in opremo | | 50.401 | Wholesale of motorcycles and parts and accessories |
| | 50.402 | Trgovina na drobno z motornimi kolesi, deli in opremo | | 50.402 | Retail sale of motorcycles and parts and accessories |
| | 50.403 | Posredništvo pri trgovini z motornimi kolesi, deli in opremo | | 50.403 | Agents involved in sale of motorcycles and parts and accessories |
| | 50.404 | Vzdrževanje in popravila motornih koles | | 50.404 | Maintenance and repair of motorcycles |
| 50.200 | Vzdrževanje in popravilo motornih vozil | | 50.200 | Maintenance and repair of motor vehicles | |

| | | | | | |
|--------|----------------|--|--------|--------|--------------------------------|
| 50.501 | Motorna goriva | | 50.501 | Fuels | |
| | 50.501 | Trgovina na drobno z lastnimi motornimi gorivi | | 50.501 | Retail sale of automotive fuel |

Analiza podatkov po vrstah blaga ne temelji na dejansko prodanem blagu. Podatke namreč zberemo po glavni dejavnosti podjetja, ta pa je definirana glede na skupino blaga, s katerim podjetje pretežno posluje.

Data analysis by kind of goods is not based on actually sold goods. Data are collected by the principal activity of the enterprise. This is defined with regard to the group of goods with which the enterprise predominantly operates.

Sestavila / Prepared by: Andreja Klavžar

Izdaja, založba in tisk Statistični urad Republike Slovenije, Ljubljana, Vožarski pot 12 - **Uporaba in objava podatkov dovoljena le z navedbo vira** - Odgovarja generalna direktorica mag. Irena Križman - Urednica zbirke Statistične informacije Marina Urbas - Slovensko besedilo jezikovno uredila Ivanka Zobec - Angleško besedilo jezikovno uredil Boris Panič - Naklada 110 izvodov - ISSN zbirke Statistične informacije 1408-192X - ISSN podzbirke Trgovina in druge storitvene dejavnosti 1408-9327 - Informacije daje Informacijsko središče, tel.: (01) 241 51 04 - El. pošta: info.stat@gov.si - <http://www.stat.si>.

Edited, published and printed by the Statistical Office of the Republic of Slovenia, Ljubljana, Vožarski pot 12 - **These data can be used provided the source is acknowledged** - Director-General Irena Križman - Rapid Reports editor Marina Urbas - Slovene language editor Ivanka Zobec - English language editor Boris Panič - Total print run 110 copies - ISSN of Rapid Reports 1408-192X - ISSN of subcollection Distributive trade and other service activities 1408-9327 - Information is given by the Information Centre of the Statistical Office of the Republic of Slovenia, tel.: +386 1 241 51 04 - E-mail: info.stat@gov.si - <http://www.stat.si>.