



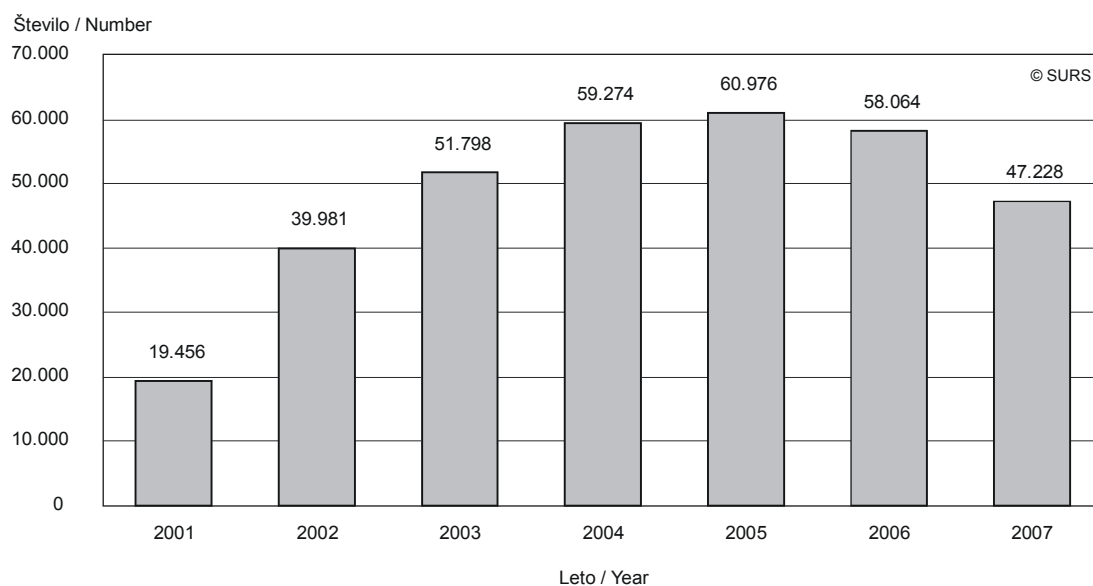
**DENARNE SOCIALNE POMOČI, PODJETJA ZA USPOSABLJANJE IN ZAPOSLOVANJE INVALIDOV TER UPORABNIKI IN SOCIALNOVARSTVENE STORITVE CENTROV ZA SOCIALNO DELO, SLOVENIJA, 2007**

FINANCIAL SOCIAL ASSISTANCE, ENTERPRISES FOR TRAINING AND EMPLOYMENT OF THE DISABLED, USERS AND SOCIAL WELFARE SERVICES IN CENTRES FOR SOCIAL WORK, SLOVENIA, 2007

- ▶ Denarne socialne pomoči je v letu 2007 prejelo povprečno mesečno 47 228 prejemnikov, to je za 18,7 % manj kot v letu 2006.
- ▶ Po podatkih Sklada za vzpodbujanje in zaposlovanje invalidov je v Sloveniji leta 2007 delovalo 168 podjetij za strokovno usposabljanje in zaposlovanje invalidov (3 več kot leto prej). V vseh teh podjetjih je bilo zaposlenih skupaj 14 650 oseb, od tega 6 446 invalidov (44,1 %).
- ▶ Po podatkih Inštituta RS za socialno varstvo so bili med otroki in mladostniki, uporabniki centrov za socialno delo, najštevilnejši tisti, ki so bili prikrajšani za normalno družinsko življenje, in sicer jih je bilo 12 156, med temi je bilo več kot polovico otrok staršev z neurejenimi medsebojnimi odnosi (55,3 %).
- ▶ Med odraslimi uporabniki centrov za socialno delo so prevladovali osebe, stare 60 let ali več, s starostnimi težavami in z lažjimi telesnimi ter kroničnimi boleznimi.
- ▶ In 2007 there were on average 47,228 recipients of financial social assistance per month, which is 18.7% less than in 2006.
- ▶ According to data from the Fund for the Promotion of Employment of Persons with Disabilities, in 2007 there were 168 enterprises for vocational training and employment of the disabled in Slovenia, i.e. 3 more than in the previous year. The total number of employees in these enterprises was 14,650, among those 6,446 disabled persons (44.1%).
- ▶ According to data from the Social Protection Institute, most children and youth who are users of services provided by centres for social work were deprived of a normal family life (12,156). More than half of them had parents who have unsettled mutual relations (55.3%).
- ▶ Most of the adult users of services provided by centres for social work were 60 or more years old with age-related problems and with light physical and chronic illnesses.

**Slika 1: Povprečno mesečno število prejemnikov denarnih socialnih pomoči, Slovenija, 2001–2007**

Chart 1: Average monthly number of recipients of financial social assistance, Slovenia, 2001–2007



### Denarne socialne pomoči

Povprečni zneski denarnih socialnih pomoči so se v letu 2007 v primerjavi z letom 2006 dvignili povprečno za 6,1 %. Povprečna mesečna denarna socialna pomoč je v letu 2007 znašala 211 EUR.

Najštevilnejši so bili prejemniki denarne socialne pomoči za obdobje (91,5%), sledili so prejemniki enkratne izredne denarne socialne pomoči (5,9 %), prejemniki izredne denarne socialne pomoči za obdobje (1,7 %) in prejemniki trajne denarne socialne pomoči (0,9 %).

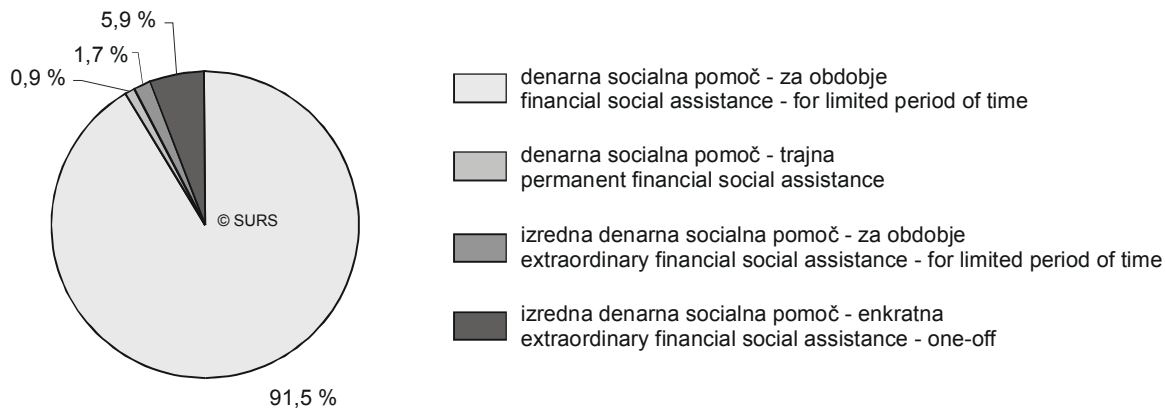
### Financial social assistance

Compared to 2006, in 2007 average amounts of financial social assistances grew on average by 6.1%. The average monthly financial social assistance amounted to EUR 211.

As many as 91.5% of recipients were receiving financial social assistance for limited period of time, 5.9% received one-off extraordinary financial social assistance, 1.7% were receiving extraordinary financial social assistance for limited period of time and only 0.9% were receiving permanent financial social assistance.

### Slika 2: Povprečno mesečno število prejemnikov denarne socialne pomoči, Slovenija, 2007

Chart 2: Average monthly number of recipients of financial social assistance, Slovenia, 2007



### Podjetja za usposabljanje in zaposlovanje invalidov

Po podatkih Sklada za vzpodbujanje in zaposlovanje invalidov so leta 2007 med invalidi, zaposlenimi v invalidskih podjetjih, prevladovali tisti, ki so imeli status delovnega invalida po ZPIZ<sup>1)</sup> (84,4 %), sledili so invalidi po ZUZIO<sup>2)</sup> (6,3 %), kategorizirani mladostniki po ZIUOM<sup>3)</sup> (5,7 %) in invalidi po ZZRZI<sup>4)</sup> (2,1 %).

### Enterprises for training and employment of the disabled

According to data from the Fund for the Promotion of Employment of Persons with Disabilities, in 2007 among workers with disabilities employed in enterprises for disabled prevailed those with disabled worker status according to ZPIZ<sup>1)</sup> (84.4%), followed by disabled according to ZUZIO<sup>2)</sup> (6.3%), categorised juveniles according to ZIUOM<sup>3)</sup> (5.7%) and disabled according to ZZRZI<sup>4)</sup> (2.1%).

### Slika 3: Invalidi, zaposleni v invalidskih podjetjih, po statusu invalidnosti, Slovenija, 2007

Chart 3: Workers with disabilities employed in enterprises for disabled, by disability status, Slovenia, 2007



ZPIZ = Zakon o pokojninskem in invalidskem zavarovanju (Pension and Disability Insurance Act)

ZUZIO = Zakon o usposabljanju in zaposlovanju invalidnih oseb (Act Regulating the Training and Employment of Disabled Persons)

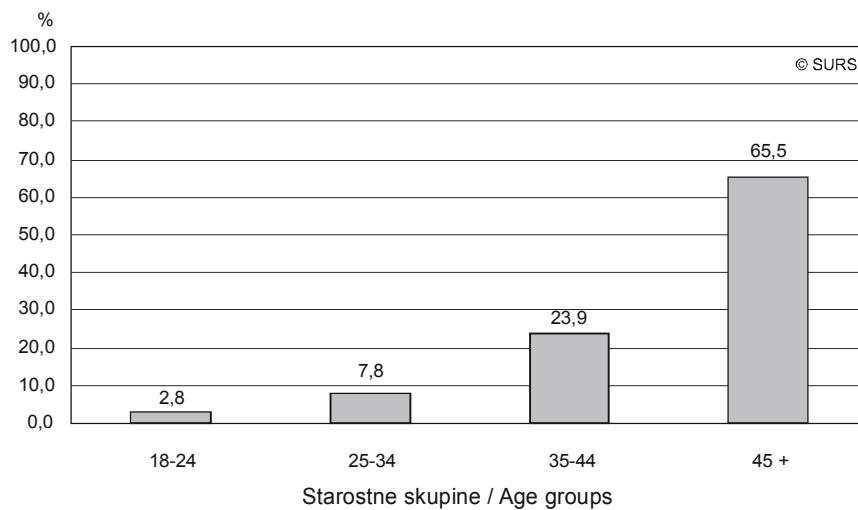
ZIUOM = Zakon o izobraževanju in usposabljanju otrok z motnjami v telesnem in duševnem razvoju (Act on Education and Training of Children with Physical and Mental Development Disorders)

ZZRZI = Zakon o zaposlitveni rehabilitaciji in zaposlovanju invalidov (Vocational Rehabilitation and Employment of Disabled Persons Act)

Izsledki ankete, ki jo je opravilo Ministrstvo za delo, družino in socialne zadeve v invalidskih podjetjih (v 162 od 168 invalidskih podjetjih), so še razkrili, da so bili med zaposlenimi invalidi glede na starost najštevilnejši tisti, ki so bili stari 35-44 let (23,9 %) in 45 let ali več (65,5 %), glede na status zaposlitve so prevladovali tisti, ki so imeli pogodbe za nedoločen čas (92,9 %), glede na trajanje delovnega časa pa tisti, ki so bili zaposleni s polnim delovnim časom (63,0 %).

Results of the survey conducted by the Ministry of Labour, Family and Social Affairs among enterprises for disabled (162 out of 168 enterprises) have also shown that among workers with disabilities prevailed those in the age group 34-44 (23.9%) and 45 years and above (65.5%). Among them also prevailed those with permanent employment (92.9%) and those with full-time employment (63.0%).

**Slika 4: Invalidi, zaposleni v invalidskih podjetjih, po starostnih skupinah, Slovenija, 2007**  
 Chart 4: Workers with disabilities employed in enterprises for disabled, by age groups, Slovenia, 2007



**Uporabniki in socialnovarstvene storitve centrov za socialno delo**

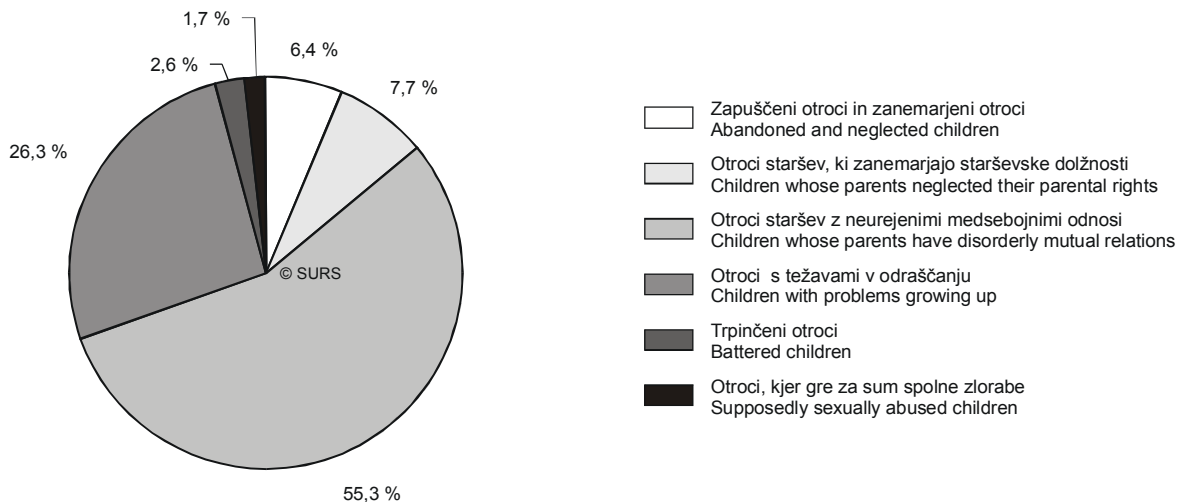
Med otroki in mladostniki, uporabniki storitev centrov za socialno delo, so bili najštevilnejši otroci in mladostniki, prikrajšani za normalno družinsko življenje, med temi pa otroci staršev z neurejenimi medsebojnimi odnosi (55,3 %), otroci s težavami v odraščanju (26,3 %) in otroci staršev, ki zanemarjajo starševske dolžnosti (7,7 %).

**Users and social welfare services in centres for social work**

Most of the children and youth users of services provided by centres for social work were deprived of a normal family life, among them children whose parents have unsettled mutual relations (55.3%), children with problems growing up (26.3%) and children whose parents neglect their parental duties (7.7%).

**Slika 5: Otroci in mladostniki, uporabniki storitev centrov za socialno delo, prikrajšani za normalno družinsko življenje, po razlogih, Slovenija, 2007**

Chart 5: Children and youth users of services provided by centres for social work, deprived of a normal family life, by reasons, Slovenia, 2007

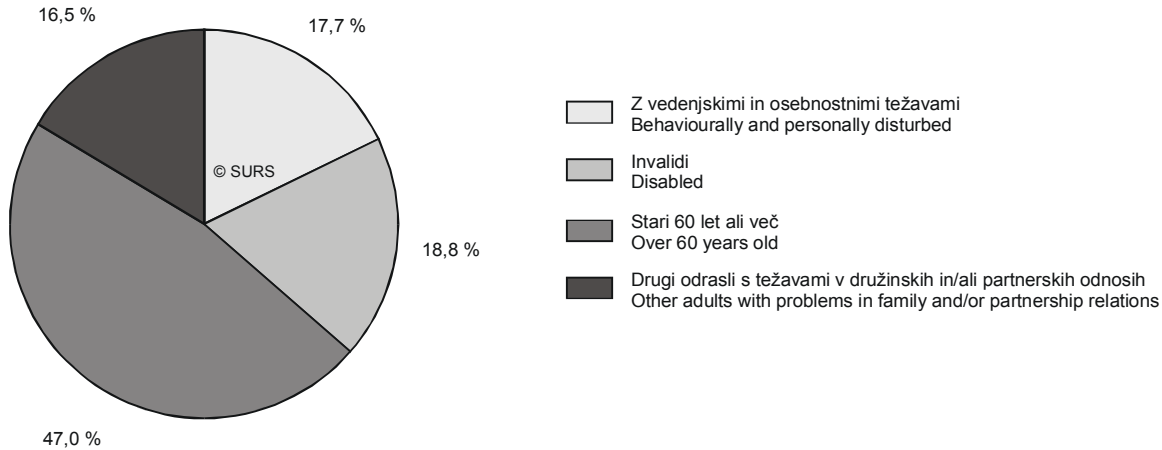


Med odraslimi uporabniki storitev centrov za socialno delo je bilo največ oseb, starih 60 let ali več, ki so bile ogrožene zaradi pojavov, ki spremljajo starost, in oseb, ki so bile lažje telesno bolne in kronično bolne (6 945). Sledili so jim invalidi z motnjami v duševnem in telesnem razvoju ter s težavami v duševnem zdravju (3 569).

Most of the adult users of services provided by centres for social work were 60 or more years old with problems of old age and with light physical and chronic illnesses (6,945). They were followed by disabled persons with disturbances in mental and physical development and with mental health problems (3 569).

**Slika 6: Odrasle osebe, ki so uporabniki storitev centrov za socialno delo, glede na problematiko, Slovenija, 2007**

Chart 6: Odrasle osebe, ki so uporabniki storitev centrov za socialno delo, glede na problematiko, Slovenija, 2007



Uporabniki storitev in pooblastil centrov za socialno delo so prikazani tudi glede na tipe družin, iz katerih prihajajo. Vsaka družina je šteta samo enkrat ne glede na število uporabnikov omenjenih storitev iz posamezne družine.

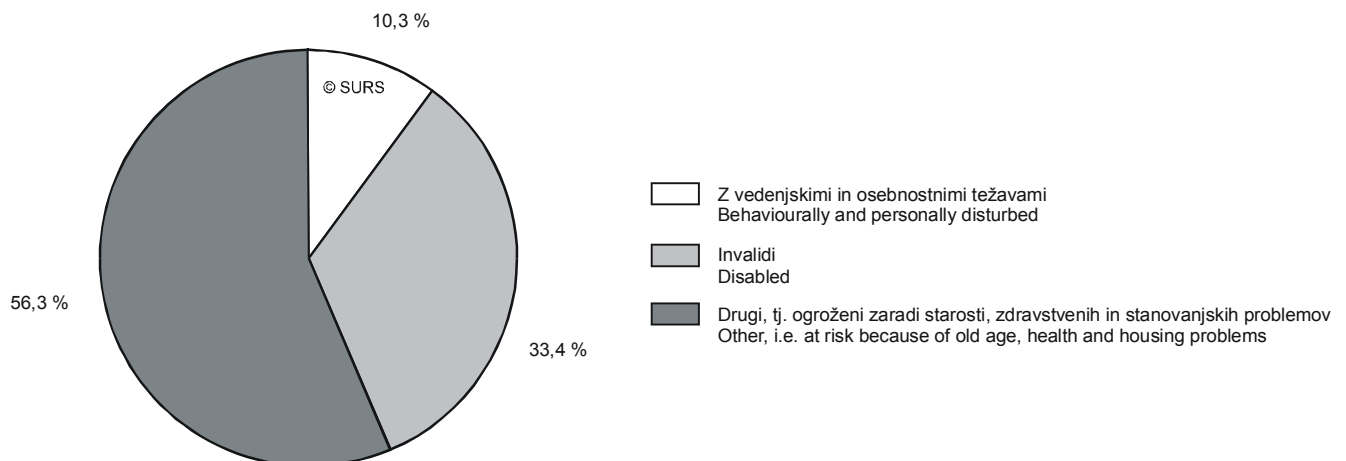
Users of services and authority of centres for social work are shown within families. Irrespective of the number of users, a family is counted once.

V letu 2007 je bilo v Sloveniji 391 družin, v katerih so živeli posamezniki z vedenjskimi in osebnostnimi motnjami, 1 268 družin z invalidi in 2 134 družin, v katerih so živele osebe, ogrožene zaradi starosti, zdravstvenih in stanovanjskih težav.

In 2007 there were 391 families with behaviourally and personally disturbed members, 1,268 families with disabled persons and 2,134 families with persons at risk because of old age, health and housing problems.

**Slika 7: Družine, uporabnice storitev centrov za socialno delo, glede na problematiko, Slovenija, 2007**

Chart 7: Families using services provided by centres for social work, by problems, Slovenia, 2007



Tudi med oblikami varstva so tako storitve kot javna pooblastila prikazani posebej za posameznike (tako pri otrocih in mladostnikih kot pri odraslih) in posebej za uporabnike v okviru družin.

Med otroki in mladostniki je bilo največ storitev in javnih pooblastil opravljenih za oblike varstva po zakonu o zakonski zvezi in družinskih razmerjih. Največ je bilo priznanj očetovstva (65,9 %) in urejanja stikov s starši (31,7 %).

Med odraslimi je bilo največ reševanj stanovanjskih težav (159 primerov) in predlogov za podaljšanje trajanja starševskih pravic (45 primerov).

Socialnovarstvene storitve so bile posebej prikazane za posameznike (tako pri otrocih in mladostnikih kot pri odraslih) in posebej tudi za uporabnike v okviru družin.

Med prejemniki teh storitev je bil daleč največji delež tistih, ki so bili deležni prve socialne pomoči in osebne pomoči, in sicer: med otroki in mladostniki ter odraslimi je bilo takih slabih 90,0 %, v okviru družin pa nekoliko manj (slabih 80,0 %).

Among forms of care both services and public authority are shown separately for individuals – both for children and youth and for adults – and within families.

Most of the children and youth were users of services and public authority according to the Marriage and Family Relations Act. The most was acknowledgements of paternity (65.9%) and settling contacts with parents (31.7%).

Most of the adult users were solving housing problems (159 cases) and proposals for prolonging the duration of parental rights (45 cases).

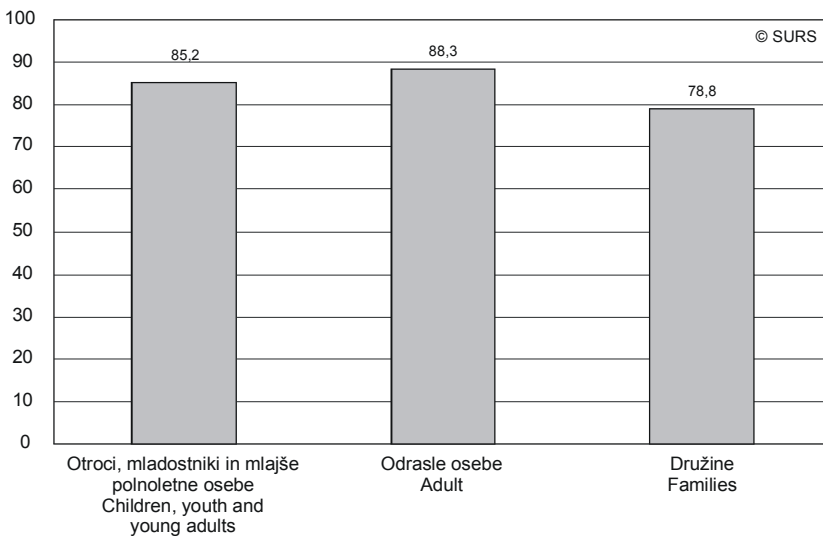
Social welfare services were shown separately for individuals – both for children and youth and for adults – and within families.

By far the greatest share of services is that of the first social assistance and personal assistance; among children and youth and adults almost 90.0%, while within families slightly less (almost 80.0%).

**Slika 8: Uporaba prve socialne pomoči in osebne pomoči med vsemi socialnovarstvenimi storitvami centrov za socialno delo glede na različne uporabnike, Slovenija, 2007**

Chart 8: Use of first social assistance and personal assistance as a percentage of all social protection services centres for social work, by different users, Slovenia, 2007

% uporabe prve socialne pomoči in osebne pomoči  
% of use of first social assistance and personal assistance



**1. SOCIALNOVARSTVENE DAJATVE IN DENARNE SOCIALNE POMOČI, SLOVENIA, 2001–2007<sup>1)</sup>**SOCIAL SECURITY BENEFITS AND FINANCIAL SOCIAL ASSISTANCE, SLOVENIA, 2001–2007<sup>1)</sup>**1.1 Povprečno mesečno število prejemnikov<sup>2)</sup> denarne socialne pomoči in povprečni znesek denarne socialne pomoči, Slovenija, 2001–2007**  
Average monthly number of recipients<sup>2)</sup> of financial social assistance and average amount of financial social assistance, Slovenia, 2001–2007

Denarne socialne pomoči <sup>3)</sup>	2001	2002	2003	2004	2005	2006	2007	Financial social assistance <sup>3)</sup>
<b>Skupaj</b>	<b>19 456</b>	<b>39 981</b>	<b>51 798</b>	<b>59 274</b>	<b>60 976</b>	<b>58 064</b>	<b>47 228</b>	<b>Total</b>
<b>Denarna socialna pomoč – za obdobje</b>								<b>Financial social assistance - for limited period of time</b>
Povprečno mesečno število prejemnikov	17 830	37 421	47 800	54 367	55 696	52 910	43 197	Average monthly number of recipients
Povprečni znesek v EUR <sup>4)</sup>	129	153	183	189	194	197	204	Average amount in EUR <sup>4)</sup>
<b>Denarna socialna pomoč – trajna</b>								<b>Permanent financial social assistance</b>
Povprečno mesečno število prejemnikov	180	361	452	464	472	468	446	Average monthly number of recipients
Povprečni znesek v EUR <sup>4)</sup>	126	141	180	189	195	200	206	Average amount in EUR <sup>4)</sup>
<b>Izredna denarna socialna pomoč – za obdobje</b>								<b>Extraordinary financial social assistance - for limited period of time</b>
Povprečno mesečno število prejemnikov	83	368	817	996	1 074	1 173	821	Average monthly number of recipients
Povprečni znesek v EUR <sup>4)</sup>	119	144	178	192	191	196	216	Average amount in EUR <sup>4)</sup>
<b>Izredna denarna socialna pomoč – enkratna</b>								<b>Extraordinary financial social assistance - one-off</b>
Povprečno mesečno število prejemnikov	1 363	1 831	2 729	3 447	3 735	3 513	2 764	Average monthly number of recipients
Povprečni znesek v EUR <sup>4)</sup>	125	147	183	194	198	203	219	Average amount in EUR <sup>4)</sup>

1) Podatki Ministrstva za delo, družino in socialne zadeve.  
Data from the Ministry of Labour, Family and Social Affairs

2) Prejemniki so osebe, ki prejemajo denarno socialno pomoč zase in za svoje družinske člane.  
Recipients are persons who are entitled to social assistance for themselves and their family members.

3) S 1. 9. 2001 so začele veljati spremembe in dopolnitve Zakona o socialnem varstvu, ki je namesto dotedanjih socialnovarstvenih dajatev (denarni dodatek, denarna pomoč kot edini vir preživljanja in enkratni denarni dodatek) uvedel denarno socialno pomoč.

Denarna socialna pomoč se od takrat deli na štiri vrste, in sicer:

- denarna socialna pomoč – za obdobje,
- denarna socialna pomoč – trajna,
- izredna denarna socialna pomoč – za obdobje,
- izredna denarna socialna pomoč – enkratna.

On 1 September 2001 the Act Amending the Social Assistance and Social Services Act came into force. Instead of social security benefits (financial assistance, financial assistance as the only source of subsistence, financial assistance - one-off), this act introduced financial social assistance.

After this change, financial social assistance is divided into four types:

- Financial social assistance - for limited period of time,
- Permanent financial social assistance,
- Extraordinary financial social assistance - for limited period of time,
- Extraordinary financial social assistance - one-off.

4) Podatki do leta 2006 so preračuni v EUR po enotnem menjalnem tečaju 239,64 SIT / 1 EUR.  
Data until 2006 are calculated into EUR according to the fixed exchange rate of 239,64 SIT / 1 EUR.

**1.2 Prejemniki<sup>1)</sup> denarne socialne pomoči po vrstah pomoči in tipih družin, Slovenija, 2002–2007**Number of recipients<sup>1)</sup> of financial social assistance by type of assistance and type of family, Slovenia, 2002–2007

Vrsta denarne socialne pomoči Tip družine	Prejemniki skupaj <sup>2)</sup> Recipients total <sup>2)</sup>						Type of financial social assistance Type of family
	2002	2003	2004	2005	2006	2007	
<b>Denarna socialna pomoč – za obdobje – skupaj</b>	<b>42 672</b>	<b>52 959</b>	<b>56 400</b>	<b>57 041</b>	<b>49 232</b>	<b>40 183</b>	<b>Financial social assistance - for limited period of time - total</b>
<b>Samski</b>	<b>31 639</b>	<b>39 353</b>	<b>41 934</b>	<b>42 590</b>	<b>35 115</b>	<b>28 075</b>	<b>Single</b>
<b>Enostarševska družina</b>	<b>4 660</b>	<b>6 092</b>	<b>6 794</b>	<b>7 069</b>	<b>7 381</b>	<b>6 395</b>	<b>Single parent family</b>
z 1 otrokom	3 317	4 356	4 880	5 086	5 122	4 370	with 1 child
z 2 otrokoma	1 034	1 364	1 516	1 579	1 806	1 581	with 2 children
s 3 otroki	234	293	315	325	360	346	with 3 children
s 4 in več otroki	75	79	83	79	93	98	with 4 or more children

1) Prejemniki so osebe, ki prejemajo denarno socialno pomoč zase in za svoje družinske člane.  
Recipients are persons who are entitled to social assistance for themselves and their family members.

2) Podatki so za december.  
Data are for December.



**1.2 Prejemniki<sup>1)</sup> denarne socialne pomoči po vrstah pomoči in tipih družin, Slovenija, 2002–2007 (nadaljevanje)**

Number of recipients<sup>1)</sup> of financial social assistance by type of assistance and type of family, Slovenia, 2002–2007 (continued)

Vrsta denarne socialne pomoči Tip družine	Prejemniki skupaj <sup>2)</sup> Recipients total <sup>2)</sup>						Type of financial social assistance Type of family
	2002	2003	2004	2005	2006	2007	
<b>Dvostarševska družina</b>	<b>4 784</b>	<b>5 566</b>	<b>5 628</b>	<b>5 302</b>	<b>4 770</b>	<b>3 935</b>	<b>Family with two parents</b>
z 1 otrokom	1 826	2 243	2 290	2 126	1 842	1 452	with 1 child
z 2 otrokoma	1 780	2 080	2 062	1 909	1 711	1 347	with 2 children
s 3 otroki	727	801	821	815	737	674	with 3 children
s 4 in več otroki	451	442	455	452	480	462	with 4 or more children
<b>Partnerja brez otrok</b>	<b>1 542</b>	<b>1 898</b>	<b>2 002</b>	<b>2 030</b>	<b>1 910</b>	<b>1 725</b>	<b>Partners without children</b>
<b>Drugo</b>	<b>47</b>	<b>50</b>	<b>42</b>	<b>50</b>	<b>56</b>	<b>53</b>	<b>Other</b>
<b>Denarna socialna pomoč – trajna – skupaj</b>	<b>412</b>	<b>463</b>	<b>470</b>	<b>477</b>	<b>455</b>	<b>443</b>	<b>Permanent financial social assistance - total</b>
<b>Samski</b>	<b>409</b>	<b>459</b>	<b>465</b>	<b>473</b>	<b>453</b>	<b>440</b>	<b>Single</b>
<b>Partnerja brez otrok</b>	<b>3</b>	<b>4</b>	<b>5</b>	<b>4</b>	<b>2</b>	<b>2</b>	<b>Partners without children</b>
<b>Izredna denarna socialna pomoč – za obdobje – skupaj</b>	<b>628</b>	<b>943</b>	<b>1 222</b>	<b>1 253</b>	<b>1 250</b>	<b>918</b>	<b>Extraordinary financial social assistance - for limited period of time - total</b>
<b>Samski</b>	<b>295</b>	<b>466</b>	<b>674</b>	<b>672</b>	<b>743</b>	<b>508</b>	<b>Single</b>
<b>Enostarševska družina</b>	<b>138</b>	<b>222</b>	<b>237</b>	<b>272</b>	<b>277</b>	<b>198</b>	<b>Single parent family</b>
z 1 otrokom	89	145	159	175	200	134	with 1 child
z 2 otrokoma	35	61	65	82	68	50	with 2 children
s 3 otroki	12	13	13	14	9	9	with 3 children
s 4 in več otroki	2	3	0	1	0	5	with 4 or more children
<b>Dvostarševska družina</b>	<b>141</b>	<b>182</b>	<b>208</b>	<b>219</b>	<b>160</b>	<b>146</b>	<b>Family with two parents</b>
z 1 otrokom	61	82	90	87	62	66	with 1 child
z 2 otrokoma	47	60	81	96	65	49	with 2 children
s 3 otroki	24	30	26	26	21	19	with 3 children
s 4 in več otroki	9	10	11	10	12	12	with 4 or more children
<b>Partnerja brez otrok</b>	<b>52</b>	<b>71</b>	<b>97</b>	<b>84</b>	<b>66</b>	<b>63</b>	<b>Partners without children</b>
<b>Drugo</b>	<b>2</b>	<b>2</b>	<b>6</b>	<b>6</b>	<b>4</b>	<b>3</b>	<b>Other</b>
<b>Izredna denarna socialna pomoč – enkratna – skupaj</b>	<b>2 490</b>	<b>3 373</b>	<b>4 162</b>	<b>4 151</b>	<b>3 964</b>	<b>3 353</b>	<b>Extraordinary financial social assistance - one-off - total</b>
<b>Samski</b>	<b>1 029</b>	<b>1 495</b>	<b>1 858</b>	<b>1 593</b>	<b>1 918</b>	<b>1 617</b>	<b>Single</b>
<b>Enostarševska družina</b>	<b>509</b>	<b>690</b>	<b>898</b>	<b>881</b>	<b>787</b>	<b>701</b>	<b>Single parent family</b>
z 1 otrokom	307	453	606	583	513	434	with 1 child
z 2 otrokoma	164	191	232	233	209	213	with 2 children
s 3 otroki	30	41	43	55	57	44	with 3 children
s 4 in več otroki	8	5	17	10	8	10	with 4 or more children
<b>Dvostarševska družina</b>	<b>683</b>	<b>864</b>	<b>998</b>	<b>941</b>	<b>848</b>	<b>685</b>	<b>Family with two parents</b>
z 1 otrokom	275	370	421	410	335	281	with 1 child
z 2 otrokoma	282	355	396	339	306	247	with 2 children
s 3 otroki	91	108	132	116	129	103	with 3 children
s 4 in več otroki	35	31	49	76	78	54	with 4 or more children
<b>Partnerja brez otrok</b>	<b>258</b>	<b>313</b>	<b>399</b>	<b>430</b>	<b>397</b>	<b>343</b>	<b>Partners without children</b>
<b>Drugo</b>	<b>11</b>	<b>11</b>	<b>9</b>	<b>6</b>	<b>14</b>	<b>7</b>	<b>Other</b>

## 2. PODJETJA ZA USPOSABLJANJE IN ZAPOSLOVANJE INVALIDOV, SLOVENIJA, 2001–2007

### ENTERPRISES FOR TRAINING AND EMPLOYMENT OF THE DISABLED, SLOVENIA, 2001–2007

#### 2.1 Invalidska podjetja za strokovno usposabljanje in zaposlovanje invalidov, Slovenija, 2001–2007<sup>1)</sup>

##### Enterprises for vocational training and employment of the disabled, Slovenia, 2001–2007<sup>1)</sup>

	2001	2002	2003	2004	2005	2006	2007	
Invalidska podjetja <sup>1)</sup>	151	149	145	147 <sup>2)</sup>	149	165	168	Enterprises employing the disabled <sup>1)</sup>
<b>Zaposleni v invalidskih podjetjih</b>								<b>Persons employed by enterprises employing the disabled</b>
<b>Skupaj</b>	<b>12 466</b>	<b>12 969</b>	<b>12 673</b>	<b>13 580</b>	<b>13 556</b>	<b>13 685</b>	<b>14 650</b>	<b>Total</b>
<b>Zaposleni invalidi (po statusu invalidnosti)<sup>3)</sup></b>								<b>Employed disabled (by disability status)<sup>3)</sup></b>
<b>Skupaj</b>	<b>6 087</b>	<b>6 202</b>	<b>5 970</b>	<b>6 348</b>	<b>6 360</b>	<b>6 441</b>	<b>6 466</b>	<b>Total</b>
Delovni invalidi <sup>4)</sup>	5 372	5 443	5 201	5 565	5 455	5 586	5 460	Disabled workers <sup>4)</sup>
Invalidi po ZUZIO <sup>5)</sup>	441	488	472	468	530	374	410	Disabled people according to the ZUZIO <sup>5)</sup>
Invalidi po ZZRZ <sup>6)</sup>	-	-	-	-	-	25	134	Disabled people according to the ZZRZ <sup>6)</sup>
Kategorizirani mladostniki po ZIUOM <sup>7)</sup>	266	261	290	308	368	369	370	Categorised juveniles according to the ZIUOM <sup>7)</sup>
Kategorizirani mladostniki po ZUOPS <sup>8)</sup>						4	4	Categorised juveniles according to the ZUOPS <sup>8)</sup>
Vojni invalidi <sup>9)</sup>	8	10	7	7	7	7	6	Disabled soldiers <sup>9)</sup>
Ostali invalidi <sup>10)</sup>	-	-	-	-	-	76	82	Other disabled persons <sup>10)</sup>
<b>Drugi zaposleni – skupaj</b>	<b>6 379</b>	<b>6 767</b>	<b>6 680</b>	<b>7 232</b>	<b>7 196</b>	<b>7 244</b>	<b>8 184</b>	<b>Other employees - total</b>

- Podatke smo pridobili od Ministrstva za delo, družino in socialne zadeve; vir zanje je Sklad za vzpodbujanje zaposlovanja invalidov. Stanje konec leta oziroma 31. 12. We got data from the Ministry of Labour, Family and Social Affairs, the source of which is the Fund for the Promotion of Employment of Persons with Disabilities. Data show the situation at the end of year or 31. 12.
- Podatki za leto 2004 se nanašajo na 147 od 149 podjetij. / Data for 2004 cover 147 of 149 enterprises.
- Z letom 2006 začne veljati nova klasifikacija, glede na pridobljen status invalidnosti. / In 2006 there is a new classification, according to gained disability status.
- Zakon o pokojninskem in invalidskem zavarovanju. / Pension and Disability Insurance Act.
- Zakon o usposabljanju in zaposlovanju invalidnih oseb. / Act Regulating the Training and Employment of Disabled Persons.
- Zakon o zaposlitveni rehabilitaciji in zaposlovanju invalidov. / Vocational Rehabilitation and Employment of Disabled Persons Act.
- Zakon o izobraževanju in usposabljanju otrok in mladostnikov z motnjami v telesnem in duševnem razvoju. / Act on Education and Training of Children and Youths with Physical and Mental Development Disorders.
- Zakon o usmerjanju otrok s posebnimi potrebami. / Placement of Children with Special Needs Act.
- Zakon o vojnih invalidih. / War Disabled Act.
- Ostali invalidi so osebe, ki imajo status invalidnosti še po nekaterih drugih zakonih. / Other disabled persons are all the others that have the disabled person status according to some other acts.

#### 2.2 Invalidska podjetja ter zaposleni invalidi in invalidi na usposabljanju po spolu in statusu, Slovenija, 2007

##### Enterprises for the disabled, employed disabled and disabled in training by sex and status, Slovenia, 2007

Invalidska podjetja <sup>1)</sup> Companies <sup>1)</sup>	Zaposleni v invalidskih podjetjih Employees in enterprises for the disabled										
	skupaj total	moški men	ženske women	od tega zaposleni invalidi po statusu <sup>2)</sup> of that employed disabled by status <sup>2)</sup>							
				skupaj total	delovni invalidi <sup>3)</sup> disabled workers <sup>3)</sup>	invalidi po ZUZIO <sup>4)</sup> disabled according to ZUZIO <sup>4)</sup>	invalidi po ZZRZ <sup>5)</sup> disabled according to ZZRZ <sup>5)</sup>	katego- rizirani mladostni ki po ZIUOM <sup>6)</sup> Catego- rised Juveniles according to ZIUOM <sup>6)</sup>	katego- rizirani mlado- stniki po ZUOPP <sup>7)</sup> catego- rised juveniles according to ZUOPP <sup>7)</sup>	vojni invalidi <sup>8)</sup> disabled soldiers <sup>8)</sup>	drugi <sup>9)</sup> other <sup>9)</sup>
<b>Skupaj / Total</b>	<b>168</b>	<b>14 786</b>	<b>8 274</b>	<b>6 502</b>	<b>6 466</b>	<b>5 460</b>	<b>410</b>	<b>134</b>	<b>370</b>	<b>4</b>	<b>682</b>

- Vir podatkov je anketa Ministrstva za delo, družino in socialne zadeve, vendar ta ne zajema prav vseh invalidskih podjetij (162 od 168). Stanje 30. 6. 2007. The source of data is the survey of the Ministry of Labour, Family and Social Affairs, which doesn't include all enterprises for the disabled (162 out of 168). Data show the situation on 30. 6. 2007.
- Z letom 2006 nastopi nova klasifikacija, glede na pridobljen status invalidnosti. Te podatke smo tudi pridobili od Ministrstva za delo, družino in socialne zadeve, vir zanje pa je Sklad za vzpodbujanje zaposlovanja invalidov. Stanje konec leta oziroma 31. 12. In 2006 there is a new classification, according to gained disability status. These data were also taken from the Ministry of Labour, Family and Social Affairs, the source of which is the Fund for the Promotion of Employment of Persons with Disabilities. Data show the situation at the end of year or 31. 12.
- Zakon o pokojninskem in invalidskem zavarovanju. / Pension and Disability Insurance Act.
- Zakon o usposabljanju in zaposlovanju invalidnih oseb. / Act Regulating the Training and Employment of Disabled Persons.
- Zakon o zaposlitveni rehabilitaciji in zaposlovanju invalidov. / Vocational Rehabilitation and Employment of Disabled Persons Act.
- Zakon o izobraževanju in usposabljanju otrok in mladostnikov z motnjami v telesnem in duševnem razvoju. Act on education and training of children and youths with physical and mental development disorders.
- Zakon o usmerjanju otrok s posebnimi potrebami. / Placement of Children with Special Needs Act.
- Zakon o vojnih invalidih. / War Disabled Act.
- Ostali invalidi so osebe, ki imajo status invalidnosti še po nekaterih drugih zakonih. / Other disabled persons are all the others that have the disabled person status according to some other acts.





### 2.3 Zaposleni v invalidskih podjetjih po trajanju zaposlitve, Slovenija, 2007

Employees in enterprises for the disabled by duration of employment, Slovenia, 2007

	Zaposleni v invalidskih podjetjih <sup>1)</sup> Employees in enterprises for the disabled <sup>1)</sup>			
	skupaj total	invalidi disabled	drugi zaposleni other employees	
<b>Zaposleni - skupaj</b>	<b>14 786</b>	<b>6 670</b>	<b>8 116</b>	<b>Employees - total</b>
Za nedoločen čas	13 552	6 198	7 354	Permanent employment
Za določen čas	1 234	472	762	Temporary employment

1) Vir podatkov je anketa Ministrstva za delo, družino in socialne zadeve, vendar ta ne zajema prav vseh invalidskih podjetij (162 od 168). Stanje 30. 6. 2007.  
The source of data is the survey of the Ministry of Labour, Family and Social Affairs, which doesn't include all enterprises for the disabled (162 out of 168). Data show the situation on 30. 6. 2007.

### 2.4 Zaposleni v invalidskih podjetjih po starostnih skupinah, Slovenija, 2007

Employees in enterprises for the disabled by age groups, Slovenia, 2007

	Starostne skupine Age groups					
	Skupaj Total	18-24	25-34	35-44	45 +	
<b>Zaposleni v invalidskih podjetjih – skupaj<sup>1)</sup></b>	<b>14 786</b>	<b>420</b>	<b>2 077</b>	<b>4 145</b>	<b>8 144</b>	<b>Employees in enterprises for disabled - total<sup>1)</sup></b>
Zaposleni invalidi	6 670	187	519	1 595	4 369	Employed disabled
Drugi zaposleni	8 116	233	1 558	2 550	3 775	Other employees

1) Vir podatkov je anketa Ministrstva za delo, družino in socialne zadeve, vendar ta ne zajema prav vseh invalidskih podjetij (162 od 168). Stanje 30. 6. 2007.  
The source of data is the survey of the Ministry of Labour, Family and Social Affairs, which doesn't include all enterprises for the disabled (162 out of 168). Data show the situation on 30. 6. 2007.

### 2.5 Zaposleni invalidi in zaposleni delovni invalidi po kategorijah zaposlitve, zaposleni v invalidskih podjetjih, Slovenija, 2007

Disabled persons employed in enterprises for the disabled and employed disabled workers by categories of employment, Slovenia, 2007

	Invalidska podjetja <sup>1)</sup> Enterprises for the disabled <sup>1)</sup>	Zaposleni invalidi Employed disabled				Total
		skupaj total	od tega delovni invalidi po kategorijah zaposlitve <sup>2)</sup> of that disabled workers by categories of employment <sup>2)</sup>			
			skupaj total	zaposleni s krajšim delovnim časom part-time employment	zaposleni s polnim delovnim časom full-time employment	
<b>Skupaj</b>	<b>168</b>	<b>6 670</b>	<b>5 170</b>	<b>965</b>	<b>4 205</b>	<b>Total</b>

1) Vir podatkov je anketa Ministrstva za delo, družino in socialne zadeve, vendar ta ne zajema prav vseh invalidskih podjetij (162 od 168). Stanje 30. 6. 2007.  
The source of data is the survey of the Ministry of Labour, Family and Social Affairs, which doesn't include all enterprises for the disabled (162 out of 168). Data show the situation on 30. 6. 2007.

2) Od leta 2004 dalje invalidska podjetja za delovne invalide poročajo glede na zaposlitev s krajšim ali polnim delovnim časom. Po ZPIZ-ovem zakonu so v večini primerov s krajšim delovnim časom zaposleni invalidi II. kategorije invalidnosti, s polnim delovnim časom pa invalidi s III. kategorijo invalidnosti.  
Since 2004 enterprises for the disabled report on disabled workers by part-time or full-time employment. According to the Pension and Disability Insurance Act, in most cases disabled persons working part-time are category 2 disabled, while disabled persons working full-time are category 3 disabled.

**3. CENTRI ZA SOCIALNO DELO, SLOVENIJA, 2004-2007<sup>1)</sup>**CENTRES FOR SOCIAL WORK, SLOVENIA, 2004-2007<sup>1)</sup>**3.1 Otroci in mladostniki ter mlajše polnoletne osebe, ki so uporabniki centrov za socialno delo, Slovenija, 2004-2007**

Children, youth and young adult users of services provided by centres for social work, Slovenia, 2004-2007

	2004	2005	2006	2007	
<b>Otroci, mladostniki ter mlajše polnoletne osebe</b>					<b>Children, youth and young adults</b>
<b>Prikrajšani za normalno družinsko življenje – skupaj<sup>2)</sup></b>	<b>13 608</b>	<b>13 565</b>	<b>12 292</b>	<b>12 156</b>	<b>Deprived of a normal family life - total<sup>2)</sup></b>
Zapuščeni otroci in zanemarjeni otroci	791	809	780	784	Abandoned and neglected children
Otroci staršev, ki so jim bile odvzete starševske pravice	1	3	2	-	Children of parents whose parental rights have been terminated
Otroci staršev, ki zanemarjajo starševske dolžnosti	1 122	1 085	923	935	Children whose parents neglected their parental rights
Otroci staršev z neurejenimi medsebojnimi odnosi	7 207	7 410	6 967	6 722	Children whose parents have disorderly mutual relations
Otroci s težavami v odraščanju	3 912	3 624	3 076	3 195	Children with problems growing up
Trpinčeni otroci	361	367	331	312	Battered children
Otroci, pri katerih gre za sum spolne zlorabe	214	267	213	208	Supposedly sexually abused children
<b>Z vedenjskimi in osebnostnimi težavami – skupaj</b>	<b>5 392</b>	<b>4 384</b>	<b>4 435</b>	<b>4 503</b>	<b>Behaviourally and personally disturbed - total</b>
Otroci in mladostniki uživalci:					Children and youth users of:
alkohola	20	17	28	26	Alcohol
prepovedanih drog	28	18	13	24	Illegal drugs
Otroci prestopniki, stari manj kot 14 let <sup>2)</sup>	375	441	493	309	Delinquent children under 14 <sup>2)</sup>
Mlajši mladoletniki (od 14 do še ne 16 let)					Junior juveniles (14 to 16 years old)
Storilci prekrškov in storilci kaznivih dejanj - skupaj	410	232	278	243	Committed minor offence and committed criminal offence - total
Starejši mladoletniki (od 16 do še ne 18 let)					Senior juveniles (16 to 18 years old)
Storilci prekrškov in storilci kaznivih dejanj - skupaj	913	741	726	807	Committed minor offence and committed criminal offence - total
Drugi mlajši in starejši mladoletniki <sup>3)</sup>					Other junior or senior juveniles <sup>3)</sup>
Storilci prekrškov	246	216	193	166	Committed minor offence
Storilci kaznivih dejanj	1 671	1 113	1 072	1 202	Committed criminal offence
Mlajši polnoletniki (od 18 do še ne 21 let)					Young adults (18 to 21 years old)
Storilci prekrškov in storilci kaznivih dejanj - skupaj	1 137	1 034	1 061	998	Committed minor offence and committed criminal offence - total
Drugi otroci in mladostniki z vedenjskimi in osebnostnimi težavami - skupaj <sup>2)</sup>	592	572	571	728	Other behaviourally and personally disturbed children and youth - total <sup>2)</sup>
<b>Z motnjo v telesnem in duševnem razvoju – skupaj</b>	<b>758</b>	<b>238</b>	<b>188</b>	<b>132</b>	<b>Mentally disturbed and physically disturbed - total</b>

1) Podatki Inštituta Republike Slovenije za socialno varstvo.  
Data from the Social Protection Institute.

2) Upoštevani so vsi otroci, tudi otroci v družinah.  
All children are taken into account, including children in families.

3) V tej vrstici so prikazani otroci in mladostniki, storilci prekrškov oz. storilci kaznivih dejanj v okviru družine. Zanje ni bilo mogoče ugotoviti starosti in jih zato razvrstili v zgornji dve skupini po starosti.  
This row shows children and youth who committed minor or criminal offence within the family. It was not possible to find out their age and therefore classify them into the other two age groups.

**3.2 Odrasle osebe, ki so uporabniki centrov za socialno delo, Slovenija, 2004-2007**

Adult users of centres for social work, Slovenia, 2004-2007

	2004	2005	2006	2007	
<b>Odrasli</b>					<b>Adults</b>
<b>Z vedenjskimi in osebnostnimi težavami – skupaj</b>	<b>2 077</b>	<b>2 768</b>	<b>2 950</b>	<b>3 371</b>	<b>Behaviourally and personally disturbed - total</b>
Obravnavani v postpenali	111	118	116	193	Post penal proceedings
Uživalci - skupaj	1 039	993	958	840	Users of - total
alkohola	579	540	536	537	Alcohol
prepovedanih drog	460	453	422	303	Illegal drugs
Drugi odrasli z vedenjskimi in osebnostnimi težavami - skupaj <sup>1)</sup>	927	1657	1876	2 338	Other behaviourally and personally disturbed adults - total <sup>1)</sup>



### 3.2 Odrasle osebe, ki so uporabniki centrov za socialno delo, Slovenija, 2004–2007 (nadaljevanje)

Adult users of centres for social work, Slovenia, 2004–2007 (continued)

	2004	2005	2006	2007	
<b>Invalidi – skupaj</b>	<b>5 227</b>	<b>5 316</b>	<b>4 747</b>	<b>3 569</b>	<b>Disabled persons - total</b>
Duševno nezadostno razviti <sup>2)</sup>	2 778	2 817	2 472	1 543	Mentally underdeveloped <sup>2)</sup>
Duševno in živčno bolni <sup>3)</sup>	2 259	2 179	1 943	1 896	Mentally ill and neurotics <sup>3)</sup>
S telesnimi okvarami	190	320	332	130	Physically handicapped
<b>Stari 60 let ali več – skupaj</b>	<b>8 903</b>	<b>9 888</b>	<b>9 412</b>	<b>8 940</b>	<b>Over 60 years old - total</b>
Lažje telesno in kronično bolni <sup>4)</sup>	1 999	2 583	2 481	2 316	Light physically and chronically ill <sup>4)</sup>
Ogroženi zaradi pojavov, ki spremljajo staranje	4 520	4 866	4 704	4 629	With problems of old age
Drugi <sup>5)</sup>	2 384	2 439	2 227	1 995	Other <sup>5)</sup>
<b>Drugi odrasli s težavami v družinskih in/ali partnerskih odnosih – skupaj</b>	<b>2 621</b>	<b>3 522</b>	<b>3 195</b>	<b>3 130</b>	<b>Other adults with problems in family and/or partnership relations - total</b>

- 1) Gre za osumljence in in kaznjence.  
Suspects and convicts.
- 2) Osebe z motnjami v duševnem in telesnem razvoju.  
Persons with disturbances in mental and physical development.
- 3) Gre za osebe s težavami v duševnem zdravju.  
Persons with mental health problems.
- 4) Gre za zdravstveno ogrožene osebe.  
Persons with health problems.
- 5) Gre za materialno ogrožene osebe, osebe s težavami v duševnem zdravju, osebe z motnjami v duševnem in telesnem razvoju ter osebe s stanovanjskim problemom.  
Included are materially deprived persons, persons with mental health problems, persons with disturbances in mental and physical development, and persons with housing problem.

### 3.3 Družine<sup>1)</sup>, uporabnice centrov za socialno delo, glede na problematiko, Slovenija, 2004–2007

Families<sup>1)</sup> using services provided by centres for social work by problems, Slovenia, 2004–2007

	2004	2005	2006	2007	
<b>Število družin</b>					<b>Number of families</b>
<b>Z osebami z vedenjskimi in osebnostnimi težavami – skupaj</b>	<b>600</b>	<b>505</b>	<b>427</b>	<b>391</b>	<b>Behaviourally and personally disturbed - total</b>
z zasvojenimi z alkoholom	432	362	333	305	Alcoholics
z zasvojenimi s prepovedanimi drogami	168	143	94	86	Drug addicts
<b>Z invalidi – skupaj</b>	<b>1 761</b>	<b>1 161</b>	<b>1 121</b>	<b>1 268</b>	<b>Disabled persons - total</b>
z osebami s težavami v duševnem zdravju	526	479	430	426	Mentally underdeveloped
z osebami z motnjami v duševnem in telesnem razvoju	1 154	622	627	809	Mentally and physically disturbed
z osebami s telesnimi okvarami	81	60	64	33	Physically handicapped
<b>Z osebami z drugimi težavami - skupaj</b>	<b>1 835</b>	<b>2 195</b>	<b>2 117</b>	<b>2 134</b>	<b>Other - total</b>
z osebami, ogroženimi zaradi starosti	795	1068	952	938	At risk because of old age
z zdravstveno ogroženimi osebami	632	754	839	883	At risk because of health problems
z osebami s stanovanjskim problemom	408	373	326	313	Housing problem

- 1) Če so centri obravnavali uporabnike storitev v okviru družin, je v bazi kot enota šteta le družina, in ne tudi posamezen uporabnik.  
In case centres treated users of services within families, the unit in the base is the family and not the individual.

### 3.4 Otroci, mladostniki in mlajše polnoletne osebe po nekaterih storitvah centrov za socialno delo, ki so jih deležni, Slovenija, 2004–2007

Children, youth and young adults by some services provided by centres for social work they use, Slovenia, 2004–2007

	2004	2005	2006	2007	
<b>Otroci, mladostniki in mlajše polnoletne osebe</b>					<b>Children, youth and young adults</b>
<b>Oblike varstva po zakonu o zakonski zvezi in družinskih razmerjih - skupaj</b>	<b>8 880</b>	<b>8 386*</b>	<b>9 485*</b>	<b>10 282</b>	<b>Forms of protection by the Marriage and Family Relations Act - total</b>
Otroci, nameščeni v rejniške družine <sup>1)</sup>	1 220	1 207	1 201	1 192	Children in foster families <sup>1)</sup>
Posvojeni otroci <sup>2)</sup>	21	31*	38*	24*	Adopted children <sup>2)</sup>
Število prošelj za posvojitve	373	249	203	200	Number of applications for adoption
Otroci, oddani v zavod	148	108	113	18	Children in institutions
Priznanja očetovstva	3 843	3 966	5 042	5 974	Acknowledgment of paternity
Urejanje stikov s starši	3 275	2 825	2 888	2 874	Settling contacts with parents

### 3.4 Otroci, mladostniki in mlajše polnoletne osebe po nekaterih storitvah centrov za socialno delo, ki so jih deležni, Slovenija, 2004–2007 (nadaljevanje)

Children, youth and young adults by some services provided by centres for social work they use, Slovenia, 2004–2007 (continued)

	2004	2005	2006	2007	
<b>Vzgojni ukrepi po kazenskem zakonu (zoper mladoletnike) - skupaj</b>	<b>641</b>	<b>517</b>	<b>456</b>	<b>614</b>	<b>Educational measures by the penal law (against juveniles) - total</b>
Ukor	35	19	26	19	Reprimand
Navodila in prepovedi	144	135	115	141	Guidance and prohibition
Nadzorstvo organa socialnega varstva	422	327	286	404	Supervision by the social protection body
Oddaja v zavod za usposabljanje	40	36	29	50	Juveniles in training centres
<b>Drugi ukrepi - skupaj</b>	<b>602</b>	<b>300</b>	<b>232</b>	<b>580</b>	<b>Other measures - total</b>
Napötitev v organizacijo za usposabljanje	602	300	232	580	Sending to a training organisation
<b>Socialnovarstvene storitve - skupaj</b>	<b>2 636</b>	<b>2 364</b>	<b>1 833</b>	<b>2 265</b>	<b>Social protection services - total</b>
Prva socialna pomoč	1 461	1 444	1 215	1 668	First social assistance
Osebna pomoč	730	477	264	261	Personal assistance
Pomoč družini za dom	424	428	341	318	Assistance to a family for home
Pomoč družini na domu					Assistance to a family at home
Socialna oskrba	20	14	13	18	social provision
Mobilna pomoč	1	1	0	0	mobile assistance

1) Podatki Ministrstva za delo, družino in socialne zadeve. Stanje konec leta oziroma 31. 12.

Data from the Ministry of Labour, Family and Social Affairs at the end of year or 31. 12.

2) Vir podatkov od leta 2005 naprej je Ministrstvo za notranje zadeve. Upošteevane so le tiste posvojitve iz tujine, ki so jih starši kot take tudi zapisali pri matičarju.

From 2005 and on the source of data is the Ministry of the Interior. Only those adoptions from abroad are taken into account which parents entered as such at the registry office.

### 3.5 Odrasli po nekaterih storitvah centrov za socialno delo, Slovenija, 2004–2007

Adults by some services provided by centres for social work, Slovenia, 2004–2007

	2004	2005	2006	2007	
<b>Odrasli</b>					<b>Adults</b>
<b>Oblike varstva po zakonu o zakonski zvezi in družinskih razmerjih - skupaj</b>	<b>73</b>	<b>68</b>	<b>65</b>	<b>53</b>	<b>Forms of protection by the Marriage and Family Relations Act - total</b>
Predlogi za odvzem starševskih pravic	1	1	3	1	Proposals for taking away parental rights
Predlogi za podaljšanje trajanja starševskih pravic	58	53	53	45	Proposals for prolonging the duration of parental rights
Odvzemi otroka	14	14	9	7	Taking away of the child
<b>Druge oblike varstva centra</b>	<b>139</b>	<b>137</b>	<b>164</b>	<b>159</b>	<b>Other forms of protection in centres</b>
Pri reševanju stanovanjskih problemov	139	137	164	159	Solving housing problems
<b>Socialnovarstvene storitve - skupaj</b>	<b>35 848</b>	<b>43 440</b>	<b>36 888</b>	<b>31 333</b>	<b>Social protection services - total</b>
Prva socialna pomoč	28 460	35 796	29 971	24 538	First social assistance
Osebna pomoč	4 158	3 921	3 499	3 117	Personal assistance
Pomoč družini za dom	304	329	249	249	Assistance to a family for home
Pomoč družini na domu					Assistance to a family at home
Socialna oskrba	2 890	3 369	3 143	3 403	Social provision
Mobilna pomoč	36	25	26	26	Mobile assistance

### 3.6 Družine<sup>1)</sup> po socialnovarstvenih storitvah centrov za socialno delo glede na problematiko, Slovenija, 2004–2007

Families<sup>1)</sup> by social welfare services provided by centres for social work by problems, Slovenia, 2004–2007

	2004	2005	2006	2007	
<b>Število družin</b>					<b>Number of families</b>
<b>Socialnovarstvene storitve - skupaj</b>	<b>18 734</b>	<b>18 808</b>	<b>16 641</b>	<b>15 530</b>	<b>Social protection services - total</b>
Prva socialna pomoč	12 099	12 951	11 810	10 812	First social assistance
Osebna pomoč	2 336	2 088	1 590	1 432	Personal assistance
Pomoč družini za dom	3 581	3 000	2 490	2 523	Assistance to a family for home
Pomoč družini na domu					Assistance to a family at home
Socialna oskrba	715	767	749	761	Social provision
Mobilna pomoč	3	2	2	2	Mobile assistance

1) Ker pri nekaterih uporabnikih ni bilo mogoče ugotoviti, ali gre za obravnavo otrok ali odraslih oseb, so le-ti prikazani v okviru družin, zato je tukaj prikazano število družin, in ne število uporabnikov. Because in some cases it was not possible to establish if the treated people are children or adults, the number of families and not the number of individuals is shown here.



## STATISTIČNA ZNAMENJA:

- ni pojava
- ... ni podatka
- 1) izpostavno znamenje za opombo pod tabelo

## METODOLOŠKA POJASNILA

### Namen statističnega opazovanja

S statističnim opazovanjem denarnih socialnih pomoči zberemo podatke o številu prejemnikov teh pomoči ter o višini teh pomoči in o višini izplačanih sredstev.

S statističnim opazovanjem podjetij za strokovno usposabljanje in zaposlovanje invalidov zberemo podatke o invalidih, ki so v teh ustanovah zaposleni oziroma na usposabljanju.

S statističnim opazovanjem uporabnikov socialnovarstvenih storitev in javnih pooblastil, ki jih izvajajo centri za socialno delo po vseh upravnih enotah Slovenije, pridobimo podatke o številu prejemnikov teh storitev in javnih pooblastil.

Do leta 2003 je storitve in javna pooblastila centrov za socialno delo popisoval Statistični urad Republike Slovenije z vprašalnikom SOC-CSD. Od leta 2004 dalje pa je – v skladu z dogovorom z Ministrstvom za delo, družino in socialne zadeve in z Inštitutom RS za socialno varstvo – to nalogo v celoti prevzel Inštitut RS za socialno varstvo; ta ima namreč že od leta 2001 vzpostavljeno Socialno bazo podatkov (SBP). V to bazo mesečno in letno sporočajo podatke o stanju iz svojih evidenc vsi centri za socialno delo. Inštitut RS za socialno varstvo pa je zadolžen, da podatke iz svoje baze posreduje – v skladu s programom statističnih raziskovanj – tudi Statističnemu uradu RS.

Struktura in vsebina SBP za leta 2004, 2005, 2006 in 2007 se razlikujeta od vsebine podatkov, ki smo jih zbirali z vprašalnikom SOC-CSD do leta 2003, in od metodologije zbiranja teh podatkov. Zato tudi podatki, zbrani na osnovi SBP, niso primerljivi s podatki, zbranimi po prejšnji metodologiji.

V vprašalniku SOC-CSD so bili upoštevani posamezni upravičenci do storitev in javnih pooblastil, prav tako tudi tisti v okviru družin. V SBP je družina upoštevana le kot en uporabnik ne glede na število članov, ki so bili upravičeni do storitve.

Ta problem bo po zagotovilu Inštituta RS za socialno varstvo odpravljen že ob prenovi SBP (predvidoma že ob podatkih za leto 2005 oziroma 2006), tako da se bo dejansko vedelo, koliko oseb znotraj družine je bilo obravnavanih.

V SBP se zbirajo podatki o storitvah in javnih pooblastilih, ki jih izvajajo centri za socialno delo za ogrožene skupine prebivalstva. To so zlasti otroci in mladostniki v posebnih življenjskih stiskah, invalidne osebe in starostniki ter osebe, ki so brez sredstev za življenje, ker zaradi starosti ali nezmožnosti za delo niso sposobni ustvariti dohodkov ali ker iz objektivnih razlogov nimajo sredstev za preživljanje sebe in družinskih članov.

SBP bo v postopku prenove, ta že poteka, dopolnjena s podatki o storitvah v skladu z obstoječo zakonodajo.

### Opazovane enote

so podjetja za strokovno usposabljanje in zaposlovanje invalidov ter centri za socialno delo.

## STATISTICAL SIGNS:

- no occurrence of event
- ... data not available
- 1) footnote

## METHODOLOGICAL EXPLANATIONS

### The purpose of the statistical survey

The purpose of the statistical survey of financial social assistance was to collect data on the number of recipients, the amount and funds paid.

The purpose of the statistical survey of enterprises for vocational training and employment of the disabled is to collect the data on disabled persons who are employed or trained by these institutions.

The purpose of the statistical survey of users of social welfare services and public authority exercised by centres for social work at all administrative units in Slovenia is to collect data on the number of recipients of these services and public authority.

Until 2003 the Statistical Office was collecting data on services and public authority exercised by centres for social work on the SOC-CSD questionnaire. In accordance with the agreement between our office, the Ministry of Labour, Family and Social Affairs and the Social Protection Institute, in 2004 this task was taken over by the Social Protection Institute, which has been keeping the Social Database since 2001. All centres for social work report to the database monthly and yearly data from their records. According to the program of statistical surveys, the Institute then transmits these data to our office.

The existing structure and content of the Social Database for 2004, 2005, 2006 and 2007 differs from the content and data collection methodology of the SOC-CSD used up until 2003. Therefore, data obtained from these two sources are not comparable.

The SOC-CSD questionnaire covered individual beneficiaries of services and public authority, including recipients within families. In the Social Database a family is registered as one user, irrespective of the number of family members who were beneficiaries of these services.

The Social Protection Institute promised to solve this problem during the revision of the Social Database (data for 2005 or 2006), so that it will be clear how many members of a family were recipients of services.

The database contains data on services and public authority implemented by centres for social work for endangered groups of people. These are children and youth in difficult situations, disabled and elderly people, and people without funds for living and who because of their age or inability to work are not able to create income and who because of objective reasons do not have the means to support themselves or their family members.

During the revision, which is already being implemented, the Social Database will be completed with data on services according to the existing legislation.

### Observation units

are enterprises for vocational training and employment of the disabled and centres for social work.



## Viri

Podatke o denarnih socialnih pomočeh ter podatke o podjetjih za strokovno usposabljanje in zaposlovanje invalidov nam pošilja Ministrstvo za delo, družino in socialne zadeve.

Podatke o storitvah centrov za socialno delo pa dobimo z Inštituta RS za socialno varstvo.

## Zajetje

V statistično opazovanje so zajeti:

- denarne socialne pomoči, ki jih prejema upravičenci do teh pomoči;
- podjetja za strokovno usposabljanje in zaposlovanje invalidov;
- centri za socialno delo oziroma storitve in javna pooblastila, ki jih ti izvajajo.

## Definicije

**Denarna pomoč kot edini vir preživljanja** je pomoč osebam, ki so trajno nezmožne za delo, in osebam, starejšim od 60 let, če so brez vsakršnih dohodkov oz. prejemkov, brez premoženja in nimajo nikogar, ki bi jih bil dolžan in sposoben preživljati, in živijo doma. Merila za pridobitev te pomoči so objavljena v 24. čl. Zakona o socialnem varstvu (Uradni list RS, št. 54/1992). Denarno pomoč kot edini vir preživljanja je s septembrom 2001 zamenjala trajna denarna socialna pomoč.

**Denarni dodatek** je bila začasna denarna pomoč (univerzalne narave), namenjena posamezniku ali družini, ki si nista mogla zagotoviti sredstev za preživljanje.

**Enkratni denarni dodatek** je bila enkratna denarna pomoč upravičencem za premostitev trenutne materialne ogroženosti.

**Denarna socialna pomoč** je denarna pomoč (v izjemnih primerih se lahko deloma ali v celoti izplača v naravi v obliki bonov, naročilnice, plačila računov itd.), dodeljena upravičencem, ki si ne morejo sami zagotoviti preživetja z delom, s pravicami iz dela ali zavarovanja, z dohodki iz premoženja ali iz drugih virov oziroma z nadomestili ali prejemki po drugih predpisih ali s pomočjo tistih, ki so jih dolžni preživljati, ali na drug način.

Denarna socialna pomoč je vezana na minimalni dohodek: usklajuje se enkrat letno, in sicer v januarju, za indeks cen življenjskih potrebščin za obdobje zadnjih dvanajst mesecev pred mesecem uskladitve, uporablja pa se od prvega dne naslednjega meseca po uskladitvi.

Denarna socialna pomoč se dodeli za določen čas. Če je upravičenec trajno nezmožen za delo in brez vsakršnih dohodkov oz. prejemkov ter brez premoženja in nima nikogar, ki bi ga bil dolžan in sposoben preživljati, in živi doma, se mu dodeli trajna denarna socialna pomoč.

Denarna socialna pomoč je bila uvedena z Zakonom o spremembah in dopolnitvah zakona o socialnem varstvu (Uradni list RS, št. 26/2001), ki je začel veljati s 1. septembrom 2001, in je v celoti nadomestila denarno pomoč kot edini vir preživljanja, denarni dodatek in enkratni denarni dodatek. Zakon o socialnem varstvu je predvidel štiri vrste denarnih socialnih pomoči.

**1. Denarna socialna pomoč – za obdobje.** Ta pomoč se dodeli za določen čas, in sicer glede na okoliščine. Prvič se dodeli največ za tri mesece, ponovno pa največ za šest mesecev. Denarna socialna pomoč – za obdobje se lahko dodeli največ za obdobje enega leta, če zaradi starosti upravičenca (nad 60 let), njegove bolezni ali invalidnosti ali drugih okoliščin ni mogoče pričakovati, da se bo njegov socialni položaj izboljšal.

## Sources

Data on financial social assistance and data on enterprises for vocational training and employment of the disabled are transmitted by the Ministry of Labour, Family and Social Affairs.

Data on services provided by centres for social work are transmitted by the Social Protection Institute.

## Coverage

The statistical survey covers:

- financial social assistance received by beneficiaries of this assistance
- enterprises for vocational training and employment of the disabled
- centres for social work, and services and public authority provided by them.

## Definitions

**Financial assistance as the only source of subsistence** is assistance to persons who are permanently unable to work and to persons over 60 years of age who live at home but have no income or property and have no one who would be obliged or capable to support them. The criteria for obtaining this assistance are described in Article 24 of the Social Security Act (OJ RS No. 54/1992). Financial assistance as the only source of subsistence was replaced by permanent financial social assistance in September 2001.

**Financial assistance** was temporary assistance to individuals or families who could not provide funds for living and was of universal nature.

**Financial assistance - one-off** was a one-time financial assistance given to beneficiaries in order to bridge current financial difficulties.

**Financial social assistance** is financial assistance (exceptionally it can be given in kind in the form of coupons, order forms, payment of bills, etc.) given to beneficiaries who cannot provide their own living by working, with rights from work or insurance, with income from property and from other sources, or with benefits or receipts according to other regulations, or with the help of those who are obliged to support them or in some other way.

Financial social assistance depends on the minimum income; it is adjusted once a year in January according to the consumer price index for the period of the last twelve months before the month of adjustment. It is used from the first day of the next month after the adjustment.

Financial social assistance is temporary. In case the beneficiary is permanently incapacitated for work and is without any income or receipts and without any property and has nobody who would be obliged and capable to support him or her and lives at home, a permanent financial social assistance is given.

Financial social assistance was introduced with the Act Amending the Social Security Act (OJ RS 26/2001), which came into force on 1 September 2001 and replaced financial assistance as the only source of livelihood, financial assistance and single financial assistance. According to the Social Security Act, there are four types of financial social assistance.

**1. Financial social assistance - for limited period of time** is temporary assistance depending on circumstances. For the first time it is given for three months at the most, while for the second time it is given for six months at the most. Financial social assistance can be given for one year at the most if because of old age (60+), illness, disability or other circumstances improvement of the beneficiary's social situation cannot be expected.

**2. Denarna socialna pomoč – trajna.** Trajna denarna socialna pomoč se dodeli upravičencu v starosti nad 60 let in tistemu, ki je trajno nezmožen za delo in je brez vsakršnih dohodkov oziroma prejemkov ter brez premoženja in nima nikogar, ki bi ga bil dolžan in sposoben preživljati, in živi doma. Trajno nezmožnost za delo ugotavlja invalidska komisija po predpisih o pokojninskem in invalidskem zavarovanju.

**3. Izredna denarna socialna pomoč – za obdobje.** Ta pomoč se lahko dodeli v izrednih okoliščinah, lahko tudi v primerih, ko upravičenec sicer presega "cenzus" za dodelitev denarne socialne pomoči, a se je iz razlogov, na katere ni mogel vplivati, znašel v položaju materialne ogroženosti. Dodeli se jo za obdobje, to pomeni za materialno ogroženost, ki bo trajala več kot dva meseca.

**4. Izredna denarna socialna pomoč – enkratna.** Tudi za to vrsto pomoči veljajo enake zahteve kot za izredno denarno socialno pomoč – za obdobje, le da se jo podeli v enkratnem znesku, ker gre za pomoč v trenutni materialni ogroženosti.

**Delovni invalidi** so zavarovanci, ki so si zaradi invalidnosti pridobili katero od pravic iz invalidskega zavarovanja po Zakonu o pokojninskem in invalidskem zavarovanju (Uradni list RS, št. 109/2006).

**Vojni invalidi** so vojaški vojni invalidi, vojaški mirnodobni invalidi in civilni vojni invalidi (Zakon o vojnih invalidih, Uradni list RS, št. 63/1995).

**Invalidne osebe** (po Zakonu o usposabljanju in zaposlovanju invalidnih oseb, Uradni list RS, št. 18/1976 in 8/1990-ZUZIO) so invalidi z zmanjšano delovno sposobnostjo, ki zaradi svoje bolezni ali duševne prizadetosti potrebujejo pri usposabljanju in zaposlovanju posebno strokovno pomoč in imajo pravico do posebnega družbenega varstva, nimajo pa kot invalidne osebe zagotavljenega tega varstva po drugih predpisih. Zgoraj omenjeni zakon leta 2004 nadomesti Zakon o zaposlitveni rehabilitaciji in zaposlovanju invalidov, Uradni list RS, št. 63/2004.

**Kategorizirani mladostniki** (po Zakonu o izobraževanju in usposabljanju otrok in mladostnikov z motnjami v telesnem in duševnem razvoju, Uradni list SRS, št. 19/1976) so otroci, mladostniki in mlajše polnoletne osebe, ki zaradi motenj v telesnem in duševnem razvoju potrebujejo posebne oblike vzgoje, izobraževanja in usposabljanja. Omenjeni zakon leta 2000 nadomesti Zakon o usmerjanju otrok s posebnimi potrebami, Uradni list, št. 54/2000.

**Prikrajšani za normalno družinsko življenje** so otroci in mladostniki, katerih starši so jih zapustili, ne skrbijo zanje ali zanemarjajo starševske dolžnosti. Sem sodijo tudi otroci in mladostniki, katerih staršem je sodišče z odločbo odvzelo starševske pravice, otroci in mladostniki, katerih starši imajo neurejene medsebojne odnose (npr. prepiri, grobosti). Sem sodijo tudi otroci s težavami v odraščanju, trpinčeni otroci ter otroci, pri katerih gre za sum spolne zlorabe.

**Otroci in mladostniki z vedenjskimi in osebnostnimi težavami** so tisti, pri katerih je vedenjska in osebnostna težavnost tolikšna, da je ogrožen njihov zdrav razvoj ali da ogrožajo svojo okolico v tolikšni meri, da so potrebni varstva, vzgoje, izobraževanja ali zahtevajo posebno obravnavanje.

**Odrasli z vedenjskimi in osebnostnimi težavami** so storilci kaznivih dejanj, ki so bili pravnomočno obsojeni in so bili deležni pomoči centra za socialno delo že v času prestajanja kazni oziroma po prestani kazni.

V to skupino oseb prištevamo tudi uživalce mamil (alkoholike ali zasvojene s prepovedanimi drogami), ki ogrožajo sebe, družino in okolje v tolikšni meri, da jim je potrebna psihosocialna pomoč, in druge, ki kršijo splošne družbene norme, prosjačijo, se ukvarjajo s prostitucijo in podobno.

**2. Permanent financial social assistance** is given to beneficiaries who are over 60 years old and to those who are permanently unable to work, have no income or property, have no one who would be obliged or capable to support them and live at home. Permanent inability to work is determined by the disability commission in accordance with regulations on pension and disability insurance.

**3. Extraordinary financial social assistance - for limited period of time** can be given in extraordinary circumstances, however, it can also be given when beneficiaries exceed the "census" for obtaining financial social assistance but for reasons outside of their influence they have financial problems. It is given for a period of time, i.e. for financial problems that will exceed two months.

**4. Extraordinary financial social assistance - one-off.** For this assistance the same holds true as for assistance for limited period of time, except that it is given as a lump sum to solve the current financial problems.

**Disabled workers** are insured persons who, due to their disability, gained one of the rights from the disability insurance according to the Pension and Disability Insurance Act (OJ RS No. 109/2006).

**Disabled soldiers** are disabled war veterans, peacetime military invalids and civilian war invalids (Disabled Soldiers Act, OJ RS No. 63/1995).

**Disabled persons** (according to the Act on Training and Employment of the Disabled, OJ RS No. 18/1976 and No. 8/1990) are disabled people whose ability to work is reduced and who, due to their illness or mental handicap, need special expert assistance in their training and employment and are entitled to receive special social welfare, but do not have this welfare ensured according to other regulations. In 2004 above mentioned Act was replaced by Vocational Rehabilitation and Employment of Disabled Persons Act, OJ RS No. 63/2004.

**Categorized juveniles** (according to the Act on Education and Training of Children and Youth with Disturbances in Physical and Mental Development, OJ SRS No. 19/1976) are children, youth and young adults who, due to disturbances in their physical and mental development, need special forms of care, education and training. In 2000 above mentioned Act was replaced by Placement of Children with Special Needs Act, OJ RS No. 54/2000.

**Deprived of a normal family life** are children and youth who were abandoned by their parents, whose parents do not care for them or neglect their parental duties. Included are children and youth whose parents' parental rights have been terminated by a court, children and youth whose parents have unsettled mutual relations (e. g. quarrels, violence), children with problems growing up, battered children and supposedly sexually abused children.

**Behaviourally and personally disturbed children** and youth are children and youth whose behavioural or personal problems are such that their healthy development is in danger or who present danger to the society to such extent that they need protection, education or special treatment.

**Behaviourally and personally disturbed adults** are perpetrators of criminal acts who were legally sentenced and are assisted by the centre for social work already while serving their sentence or after they finished serving it.

Behaviourally and personally disturbed adults are also drug users (alcoholics or drug addicts) who endanger themselves, their families and people around them to such extent that they need psycho-social help, as well as others who break generally accepted social norms, beg, deal with prostitution and similar.

**Invalidne odrasle osebe** so osebe, ki zaradi telesne invalidnosti ali duševnih motenj niso sposobne za delo in potrebujejo družbeno pomoč.

**Socialnovarstvene storitve** po Zakonu o socialnem varstvu so:

- prva socialna pomoč,
- osebna pomoč,
- pomoč družini za dom,
- pomoč družini na domu (socialna oskrba in socialni servis).

**Osebna pomoč** obsega svetovanje, urejanje in vodenje z namenom, da bi posamezniku omogočili razvijanje, dopolnjevanje, ohranjanje ter izboljšanje socialnih zmožnosti.

**Pomoč družini za dom** obsega strokovno svetovanje in pomoč pri urejanju odnosov med družinskimi člani ter pri skrbi za otroke in usposabljanje družine za opravljanje njene vloge v vsakdanjem življenju.

**Pomoč družini na domu** obsega:

- socialno oskrbo na domu ter
- socialni servis (mobilno pomoč).

**Socialna oskrba na domu** obsega oskrbo upravičenca v primeru invalidnosti, starosti ter v drugih primerih, ko socialna oskrba na domu lahko nadomesti institucionalno varstvo.

Do socialne oskrbe na domu so upravičeni:

- osebe, stare nad 65 let, ki so zaradi starosti ali pojavov, ki spremljajo starost, nesposobne za samostojno življenje;
- osebe s statusom invalida po zakonu o družbenem varstvu duševno in telesno prizadetih oseb;
- druge invalidne osebe, ki jim je priznana pravica do tuje pomoči in nega za opravljanje večine življenjskih funkcij,
- kronično bolne in osebe z dolgotrajnimi okvarami zdravja, ki nimajo priznanega statusa invalida, pa so po oceni pristojnega centra za socialno delo brez občasne pomoči druge osebe nesposobne za samostojno življenje,
- hudo bolan otrok ali otrok s težko motnjo v duševnem razvoju, ki ni vključen v organizirane oblike varstva.

**Socialni servis (mobilna pomoč)** je pomoč pri hišnih in drugih opravilih v primeru otrokovega rojstva, bolezni, invalidnosti, starosti.

### Objavljanje rezultatov

Letno:

- Statistične informacije. Denarne socialne pomoči, podjetja za usposabljanje in zaposlovanje invalidov ter uporabniki in socialnovarstvene storitve centrov za socialno delo
- Statistični letopis Republike Slovenije

**Disabled adults** are people who, due to their physical disability or mental problems, are incapable of working and need social assistance.

According to the Social Security Act, **social welfare services** are:

- first social assistance
- personal assistance
- assistance to a family for home
- assistance to a family at home (social provision and social service)

**Personal assistance** covers counselling, managing and guiding with the intention to enable individuals to develop, supplement, preserve or improve their social capacities.

**Assistance to a family for home** covers expert counselling and assistance in regulating relations among family members, taking care of children and training the family to perform its role in everyday life.

**Assistance to a family at home** is:

- social provision at home and
- social service (mobile assistance).

**Social provision at home** covers provision of beneficiaries in case of disability, old age and in other cases when social provision at home can replace institutional care.

Persons eligible to receive social provision at home:

- are over 65 years old and cannot live alone because of old age or characteristics associated with old age,
- have the status of disabled persons by the Act Concerning Social Care of Mentally and Physically Handicapped Persons,
- are other disabled persons who have the right to receive assistance and care for performing most of their functions,
- are chronically ill or have long lasting health problems, do not have the status of disabled persons but are according to the competent centre for social work incapable of living alone without occasional help by other persons,
- are severely ill children or children with severe mental disability who are not included in organised forms of care.

**Social service (mobile assistance)** is assistance in housework or other work in case of childbirth, illness, disability and old age.

### Publishing

Yearly:

- Rapid Reports. Financial social assistance, enterprises for training and employment of the disabled, users and social welfare services in centres for social work
- Statistical Yearbook of the Republic of Slovenia

Sestavila / Prepared by: Anita Jacovič

Izdaja, založba in tisk Statistični urad Republike Slovenije, Ljubljana, Vožarski pot 12 - **Uporaba in objava podatkov dovoljena le z navedbo vira** - Odgovarja generalna direktorica mag. Irena Križman - Urednica zbirke Statistične informacije Marina Urbas - Urednica podzbirke Nika Katnič - Slovensko besedilo jezikovno uredila Ivanka Zobec - Angleško besedilo jezikovno uredil Boris Panič - Naklada 50 izvodov - ISSN zbirke Statistične informacije 1408-192X - ISSN podzbirke Socialna zaščita 1580-1799 - Informacije daje Informacijsko središče, tel.: (01) 241 51 04 - El. pošta: info.stat@gov.si - http://www.stat.si

Edited, published and printed by the Statistical Office of the Republic of Slovenia, Ljubljana, Vožarski pot 12 - **These data can be used provided the source is acknowledged** - Director-General Irena Križman - Rapid Reports editor Marina Urbas - Subject-matter editor Nika Katnič - Slovene language editor Ivanka Zobec - English language editor Boris Panič - Total print run 50 copies - ISSN of Rapid Reports 1408-192X - ISSN of subcollection Social-protection 1580-1799 - Information is given by the Information Centre of the Statistical Office of the Republic of Slovenia, tel.: +386 1 241 51 04 - E-mail: info.stat@gov.si - http://www.stat.si