



12 SOCIALNA ZAŠČITA  
SOCIAL SECURITY

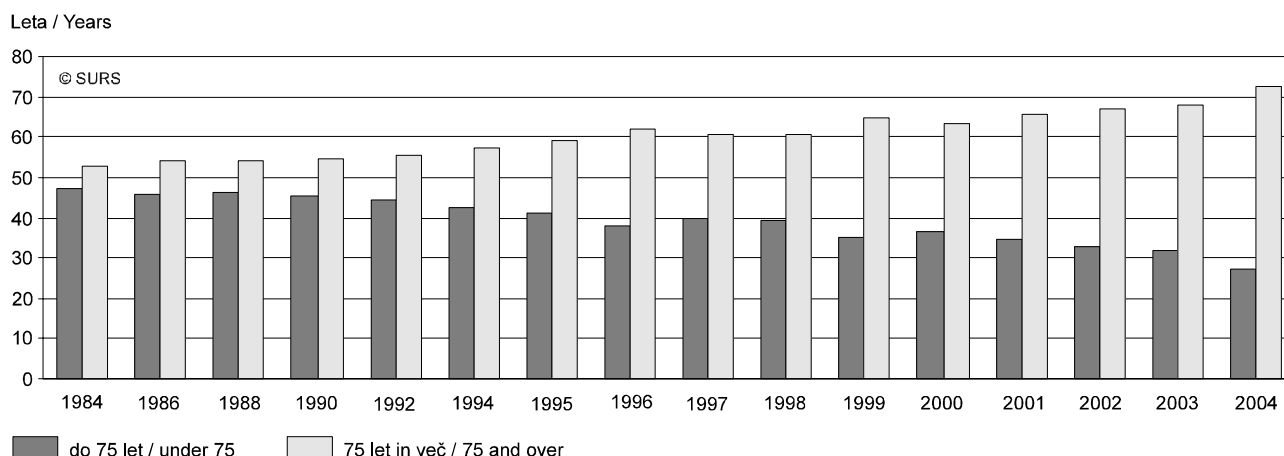
št./No 1

JAVNI SOCIALNOVARSTVENI ZAVODI, SLOVENIJA, 31. DECEMBER 2004  
PUBLIC SOCIAL WELFARE INSTITUTIONS, SLOVENIA, 31 DECEMBER 2004

- ▶ Konec leta 2004 je bilo v Sloveniji 63 domov za starejše (med temi 9 s koncesijo). V njih je bivalo 13 098 oskrbovancev. Prevladovala so osebe, stare 80 let ali starejše (54,0%). Najpogostejši razlog za sprejem v dom je bila njihova starost, in sicer za 66,0 % oseb, vendar je bilo med njimi 82,5 % tudi bolnih. V opazovanem letu je bilo oddanih 17 473 prošenj za sprejem v domove. Pozitivno so jih rešili 24,6 %.
- ▶ V letu 2004 smo k oskrbovancem sedmih posebnih socialnovarstvenih zavodov začeli šteti še oskrbovance osmih enot za posebne oblike varstva odraslih, ki delujejo kot posebne enote znotraj domov za starejše ali kot njihove dislocirane enote. Skupaj je tako v teh ustanovah bivalo 2 746 oskrbovancev (od teh v osmih posebnih enotah 1 036).
- ▶ Oskrbovance posebnih enot v okviru domov za starejše smo do vključno leta 2003 upoštevali pri domovih za starejše. Zaradi te spremembe v popisu se je spremenila številčna razporeditev oskrbovancev in poročevalskih enot: pri posebnih socialnovarstvenih zavodih se je število oskrbovancev in število poročevalskih enot zato povečalo, pri domovih za starejše pa se je število oskrbovancev zato zmanjšalo.
- ▶ Vsi oskrbovanci v posebnih socialnovarstvenih zavodih in posebnih enotah so bili bolni. Med temi je bilo 88,5 % motenih v duševnem, 11,5 % pa v telesnem razvoju. Prošenj za sprejem v take domove oz. oddelke je bilo 1 097. Pozitivno so jih rešili 32,2 %.
- ▶ V 34 samostojnih varstveno-delovnih centrih in v 20 enotah varstveno-delovnih centrov v sestavi drugih zavodov ter v 20 varstveno-delovnih centrih s koncesijo je bivalo 2 557 oskrbovancev oz. za 3,8 % več kot leto prej. Prevladovali so oskrbovanci z zmerno motnjo v duševnem razvoju (64,5 %). Večina jih stanuje doma s starši (66,6 %) in ti jih dnevno vozijo v varstvo in zaposlitev.
- ▶ At the end of 2004 there were 63 old people's homes in Slovenia (9 of them licensed ones). There were 13,098 people in care in these institutions. Most of them were over 80 years old (54.0%). In most cases the reason for admission was old age (66.0%); however, 82.5% of those people were also sick. There were 17,473 applications for admission and 24.6% of them were solved positively.
- ▶ In 2004 we started counting people in care in eight units for special forms of care for adults within old people's homes together with people in care in seven special social welfare institutions. These institutions were taking care of 2,746 people (of these 1,036 in the eight special units).
- ▶ Until 2003 people in care in special units of old people's homes were counted together with people in old people's homes. The above-mentioned change brought about the change in the distribution of people in care and reporting units: in special social welfare institutions the number of people in care and reporting units increased while in old people's homes the number of people in care decreased.
- ▶ All people in care in special social welfare institutions and special units are sick, of those 88.5% with mental problems and 11.5% with physical problems. There were 1,097 applications for admission and 32.2% of them were solved positively.
- ▶ There were 2,557 protégés in 34 independent centres for protection and training, in 20 units of these centres at other institutions, and in 20 licensed centres for protection and training, which is 3.8% more than a year before. Protégés who are mentally disturbed prevail. Most of them (64.5%) have moderate mental problems. They mostly live at home with their parents (66.6%) and are transported daily to centres for protection and training.

Slika 1: Oskrbovanci domov za starejše po starosti, Slovenija, 1984–2004

Chart 1: People in care in old people's homes by age, Slovenia, 1984–2004



**1. JAVNI SOCIALNOVARSTVENI ZAVODI, SLOVENIJA, 31. DECEMBER 2004**  
PUBLIC SOCIAL WELFARE INSTITUTIONS, SLOVENIA, 31 DECEMBER 2004

**1.1 Domovi za starejše, posebni socialnovarstveni zavodi in varstveno-delovni centri, 1990 - 2004**

Old people's homes, special social welfare institutions and centres for protection and training, 1990 - 2004

|      | Domovi za starejše<br>Old people's homes |  |                                  | Posebni socialnovarstveni zavodi <sup>1)</sup><br>Special social welfare institutions <sup>1)</sup> |  |                                  | Varstveno-delovni centri<br>Centres for protection and training |  |                                  |
|------|--|--|----------------------------------|---|--|----------------------------------|---|--|----------------------------------|
|      | domovi<br>institutions                   | oskrbovanci<br>skupaj<br>people in care<br>total | delež žensk<br>share of<br>women | zavodi<br>institutions  | oskrbovanci<br>skupaj<br>people in care<br>total | delež žensk<br>share of<br>women | centri<br>institutions  | oskrbovanci<br>skupaj<br>people in care<br>total | delež žensk<br>share of<br>women |
| 1990 | 53                                       | 11260  | 67,6                             | 3   | 1003   | 52,7                             | ...   | ...  | ...                              |
| 1995 | 47                                       | 10757  | 71,5                             | 6   | 1602   | 49,3                             | 39  | 1427   | 46,3                             |
| 1996 | 48                                       | 11057  | 72,5                             | 6   | 1613   | 49,8                             | 39  | 1552   | 45,7                             |
| 1997 | 47                                       | 11500  | 71,8                             | 7   | 1702   | 49,7                             | 39  | 1648   | 46,2                             |
| 1998 | 48                                       | 11645  | 72,0                             | 7   | 1685   | 49,7                             | 44  | 1880   | 46,0                             |
| 1999 | 50                                       | 11951  | 72,2                             | 7   | 1679   | 49,3                             | 44  | 1947   | 45,5                             |
| 2000 | 49                                       | 11905  | 72,3                             | 7   | 1690   | 49,3                             | 40  | 1976   | 45,0                             |
| 2001 | 55                                       | 12346  | 72,6                             | 7   | 1713   | 49,0                             | 43  | 2158   | 45,3                             |
| 2002 | 58                                       | 13051  | 72,9                             | 7   | 1706   | 49,3                             | 44  | 2265   | 44,8                             |
| 2003 | 61                                       | 13498  | 73,0                             | 7   | 1697   | 49,0                             | 45  | 2463   | 44,4                             |
| 2004 | 63                                       | 13098  | 74,1                             | 15  | 2746   | 52,9                             | 74 <sup>2)</sup>  | 2557   | 44,8                             |

1) V letu 2004 smo poleg oskrbovancev sedmih posebnih socialnovarstvenih zavodov popisali še oskrbovance osmih enot za posebne oblike varstva odraslih, ki delujejo kot posebne enote znotraj domov za starejše oz. kot njihove dislocirane enote. Oskrbovance teh osmih enot smo do vključno leta 2003 popisovali pri domovih za starejše oz. kombiniranih socialnovarstvenih zavodih. Ta sprememba v razvrščanju enot pri popisu je povzročila, da se je povečalo število oskrbovancev in število poročevalskih enot pri posebnih socialnovarstvenih zavodih, zmanjšalo pa število oskrbovancev pri domovih za starejše.

In 2004 we included people in care in eight units of old people's homes providing special forms of care for mentally and physically handicapped adults and seven special social welfare institutions. Until 2003 people in care in special units of old people's homes were counted together with people in old people's homes or combined social welfare institutions. This change in classification brought about increase in the number of people in care and reporting units in special social welfare institutions and decrease in the number of people in care in old people's homes.

2) Prikazani so samostojni varstveno-delovni centri, varstveno-delovni centri s koncesijo ter enote varstveno-delovnih centrov v sestavi drugih zavodov.  
Independent centres for protection and training, licensed centres for protection and training, and units of centres for protection and training at other institutions.

**2. DOMOVI ZA STAREJŠE, SLOVENIJA, 31. DECEMBER 2004**

OLD PEOPLE'S HOMES, SLOVENIA, 31 DECEMBER 2004

**2.1 Oskrbovanci po spolu in starostnih skupinah, Slovenija, 31. december 2004**

People in care by sex and age groups, Slovenia, 31 December 2004

|                           | Skupaj<br>Total | Starostne skupine<br>Age groups      |            |            |            |            |             |             |             |                           |
|---------------------------|-----------------|--------------------------------------|------------|------------|------------|------------|-------------|-------------|-------------|---------------------------|
|                           |                 | do 39<br>let<br>under<br>39<br>years | 40-49      | 50-59      | 60-64      | 65-69      | 70-74       | 75-79       | 80 +        |                           |
| <b>Domovi za starejše</b> |                 |                                      |            |            |            |            |             |             |             | <b>Old people's homes</b> |
| <b>Skupaj</b>             | <b>13098</b>    | <b>51</b>                            | <b>147</b> | <b>531</b> | <b>515</b> | <b>895</b> | <b>1429</b> | <b>2452</b> | <b>7078</b> | <b>Total</b>              |
| Moški                     | 3388            | 21                                   | 88         | 320        | 280        | 439        | 520         | 651         | 1069        | Men                       |
| Ženske                    | 9710            | 30                                   | 59         | 211        | 235        | 456        | 909         | 1801        | 6009        | Women                     |

**2.2 Oskrbovanci po razlogih, zaradi katerih so bili sprejeti, Slovenija, 31. december 2004**

People in care by reasons for their admission, Slovenia, 31 December 2004

|                           | Skupaj<br>Total | Starost<br>Age    |               | Neurejene<br>stano-<br>vanjske<br>razmere<br>Unsettled<br>housing<br>conditions | Neurejene<br>družinske<br>razmere<br>Unsettled<br>family<br>conditions | Hujša obolenja<br>Serious illnesses |                     | Drugo<br>Other |                           |
|---------------------------|-----------------|-------------------|---------------|---|--|-------------------------------------|---------------------|----------------|---------------------------|
|                           |                 | zdravi<br>healthy | bolni<br>sick |   |  | duševna<br>mental                   | telesna<br>physical |                |                           |
| <b>Domovi za starejše</b> |                 |                   |               |   |  |                                     |                     |                | <b>Old people's homes</b> |
| <b>Skupaj</b>             | <b>13098</b>    | <b>1516</b>       | <b>7133</b>   | <b>614</b>  | <b>548</b>   | <b>1071</b>                         | <b>1611</b>         | <b>605</b>     | <b>Total</b>              |
| Moški                     | 3388            | 433               | 1608          | 265   | 211  | 305                                 | 398                 | 168            | Men                       |
| Ženske                    | 9710            | 1083              | 5525          | 349   | 337  | 766                                 | 1213                | 437            | Women                     |

### 2.3 Oskrbovanci po kategorijah oskrbe, Slovenija, 31. december 2004

People in care by categories of care, Slovenia, 31 December 2004

|                    | Skupaj<br>Total | Oskrbovanci po kategorijah oskrbe <sup>1)</sup><br>People in care by categories of care <sup>1)</sup> |  |   |                    |
|--------------------|-----------------|---|--|---|--------------------|
|                    |                 | I. kategorija<br>1 <sup>st</sup> category   | II. kategorija<br>2 <sup>nd</sup> category | III. kategorija<br>3 <sup>rd</sup> category |                    |
| Domovi za starejše | 13098           | 4069  | 3271                                       | 5758  | Old people's homes |

- 1) V I. kategoriji so razmeroma zdravi oskrbovanci; ti ne potrebujejo neposredne osebne pomoči.  
1<sup>st</sup> category includes relatively healthy people in care who do not need direct personal help.  
V II. kategoriji so oskrbovanci z zmernimi starostnimi in zdravstvenimi težavami; ti potrebujejo manjši obseg neposredne osebne pomoči.  
2<sup>nd</sup> category includes people in care with moderate age and health problems who, to a certain degree, require direct personal help.  
V III. kategoriji so oskrbovanci z najhujšimi starostnimi in zdravstvenimi težavami; ti v celoti potrebujejo neposredno osebno pomoč.  
3<sup>rd</sup> category includes people in care with severe age and health problems who require direct personal help.

### 2.4 Oskrbovanci po načinu plačevanja oskrbnine, Slovenija, 31. december 2004

People in care by the mode of payment for care, Slovenia, 31 December 2004

|                    | Skupaj<br>Total | Način plačevanja oskrbnine<br>Mode of payment for care |                              |  |   |   |  |     |                                 |
|--------------------|-----------------|--|------------------------------|--|---|---|--|-----|---------------------------------|
|                    |                 | oskrbovanec sam<br>people in care themselves           | svojci v celoti<br>relatives | oskrbovanec, svojci<br>people in care, relatives | oskrbovanec, občina<br>people in care, municipality | svojci, občina<br>relatives, municipality | oskrbovanec, svojci, občina<br>people in care, relatives, municipality |     | občina v celoti<br>municipality |
| Domovi za starejše | 13098           | 4835   | 1298                         | 3905   | 2394  | 51  | 308  | 307 | Old people's homes              |

### 2.5 Zdravstveno in negovalno osebje, ki izvaja storitve zdravstvenega varstva, Slovenija, 31. december 2004

Health care personnel, Slovenia, 31 December 2004

|                           | Skupaj<br>Total | Zdravstveno in negovalno osebje<br>Health care personnel |  |   |  |                                 |                                   |                |                           |
|---------------------------|-----------------|--|--|---|--|---------------------------------|-----------------------------------|----------------|---------------------------|
|                           |                 | medicinske sestre<br>hospital nurses                     | organizatorji/organizatorke<br>zdravstvene nege in vzgoje<br>organisers of health care | fizioterapevti/fizioterapevke<br>physiotherapists | delovni terapevti/delovne terapevke<br>work therapists | bolničarji/bolničarke<br>nurses | strežniki/strežnice<br>attendants | drugi<br>other |                           |
| <b>Domovi za starejše</b> |                 |  |  |   |  |                                 |                                   |                | <b>Old people's homes</b> |
| <b>Skupaj</b>             | <b>3258</b>     | <b>1193</b>  | <b>82</b>  | <b>105</b>  | <b>91</b>  | <b>1390</b>                     | <b>323</b>                        | <b>74</b>      | <b>Total</b>              |
| Moški                     | 177             | 67   | 6  | 12  | 3  | 77                              | 7                                 | 5              | Men                       |
| Ženske                    | 3081            | 1126   | 76   | 93  | 88   | 1313                            | 316                               | 69             | Women                     |

### 2.6 Osebje, ki opravlja storitve socialnega varstva, Slovenija, 31. december 2004

Social welfare personnel, Slovenia, 31 December 2004

|                           | Skupaj<br>Total | Osebje, ki izvaja socialno in osnovno oskrbo po programih<br>Social welfare personnel by programmes |   |                                       |  |                           |
|---------------------------|-----------------|---|---|---------------------------------------|--|---------------------------|
|                           |                 | varstvo <sup>1)</sup><br>care <sup>1)</sup>   | posebne oblike varstva <sup>2)</sup><br>special forms of care <sup>2)</sup> | bivanje in prehrana<br>board and food | uradniki/uradnice za pisarniško poslovanje in drugi<br>administrative workers and others |                           |
| <b>Domovi za starejše</b> |                 |   |   |                                       |  | <b>Old people's homes</b> |
| <b>Vsi</b>                | <b>2672</b>     | <b>467</b>  | <b>96</b>   | <b>1709</b>                           | <b>400</b>   | <b>Total</b>              |
| Moški                     | 363             | 14  | 5   | 312                                   | 32   | Women                     |
| Ženske                    | 2309            | 453   | 91  | 1397                                  | 368  | Men                       |

- 1) Osebje za varstvo so strežniki/strežnice.  
Care personnel are attendants.  
2) Osebje, ki izvaja posebne oblike varstva so socialni delavci/socialne delavke.  
Personnel performing special forms of care are social workers.

### 3. POSEBNI SOCIALNOVARSTVENI ZAVODI, SLOVENIJA, 31. DECEMBER 2004

SPECIAL SOCIAL WELFARE INSTITUTIONS, SLOVENIA, 31 DECEMBER 2004

#### 3.1 Oskrbovanci po spolu in starostnih skupinah, Slovenija, 31. december 2004

People in care by sex and age groups, Slovenia, 31 December 2004

|        | Skupaj<br>Total | Starostne skupine<br>Age groups |         |       |       |       |       |       |       |      | Total |
|--------|-----------------|---------------------------------|---------|-------|-------|-------|-------|-------|-------|------|-------|
|        |                 | pod 30 let<br>under 30<br>years | 30 - 39 | 40-49 | 50-59 | 60-64 | 65-69 | 70-74 | 75-79 | 80 + |       |
| Skupaj | 2746            | 48                              | 234     | 410   | 547   | 263   | 242   | 247   | 264   | 491  | Total |
| Moški  | 1292            | 32                              | 150     | 247   | 322   | 143   | 130   | 113   | 83    | 72   | Men   |
| Ženske | 1454            | 16                              | 84      | 163   | 225   | 120   | 112   | 134   | 181   | 419  | Women |

#### 3.2 Oskrbovanci po zdravstvenem stanju - po stopnjah telesne ali/in duševne prizadetosti, Slovenija, 31. december 2004

People in care by state of health - levels of handicap, Slovenia, 31 December 2004

|        | Skupaj<br>Total | Z motnjami v duševnem razvoju<br>With mental problems            |                       |   |   |   |  |  | Z motnjami<br>v telesnem<br>razvoju <sup>2)</sup><br>With<br>physical<br>problems <sup>2)</sup> | Total |
|--------|-----------------|--|-----------------------|---|---|---|--|--|---|-------|
|        |                 | s kronično<br>duševno<br>bolezni<br>chronic<br>mental<br>illness | z demenco<br>dementia | s kroničnimi<br>alkoholnimi<br>organskimi<br>psihozami<br>chronic<br>alcohol-<br>related<br>psychoses | z zmerno<br>motnjo v<br>duševnem<br>razvoju<br>moderate<br>mental<br>problems | z zmerno,<br>težjo ali<br>težko<br>motnjo v<br>duševnem<br>razvoju ob<br>dodatnih<br>razvojnih<br>motnjah<br>moderate,<br>serious and<br>very serious<br>mental<br>problems | s težjo in<br>težko<br>motnjo v<br>duševnem<br>razvoju z<br>dodatnimi<br>motnjami<br>serious<br>mental<br>problems | z vsemi<br>stopnjami<br>motenj <sup>1)</sup><br>all sorts of<br>problems <sup>1)</sup> |   |       |
| Skupaj | 2746            | 764  | 522                   | 211   | 269   | 100   | 298  | 267  | 315   | Total |
| Moški  | 1292            | 390  | 161                   | 160   | 137   | 42  | 160  | 129  | 113   | Men   |
| Ženske | 1454            | 374  | 361                   | 51  | 132   | 58  | 138  | 138  | 202   | Women |

1) Sem sodijo oskrbovanci z vsemi stopnjami motenj v duševnem razvoju v kombinaciji z duševno boleznijo ali druge duševno bolne osebe s hudimi vedenjskimi in osebnostnimi motnjami. The group includes people in care with all sorts of mental problems or other severely behaviourally and personally disturbed persons.

2) Sem sodijo oskrbovanci, ki so slepi in slabovidni, slušno prizadeti, z govornimi in glasovnimi motnjami, s telesnimi motnjami in oskrbovanci z več motnjami ter drugi. The group includes blind and weak-eyed persons, persons with hearing handicap, with speech and voice disturbances, in oskrbovanci z več motnjami ter drugi.

#### 3.3 Oskrbovanci po načinu plačevanja oskrbnine, Slovenija, 31. december 2004

People in care by the mode of payment for care, Slovenia, 31 December 2004

| Skupaj<br>Total | Način plačevanja oskrbnine v zavodu<br>Mode of payment for care in the institution |                              |  |   |  |   |     | občina v celoti<br>municipality |
|-----------------|--|------------------------------|--|---|--|---|-----|---------------------------------|
|                 | oskrbovanec sam<br>people in care<br>themselves                                    | svojci v celoti<br>relatives | oskrbovanec,<br>svojci<br>people in care,<br>relatives | oskrbovanec,<br>občina<br>people in care,<br>municipality | svojci, občina<br>relatives,<br>municipality | oskrbovanec,<br>svojci, občina<br>people in care,<br>relatives,<br>municipality |     |                                 |
| 2746            | 376  | 48                           | 377  | 1483  | 6  | 39  | 417 |                                 |

#### 3.4 Zdravstveno in negovalno osebje za storitve zdravstvenega varstva, Slovenija, 31. december 2004

Health care personnel, Slovenia, 31 December 2004

|        | Skupaj<br>Total | Zdravstveno in negovalno osebje<br>Health care personnel |   |   |                                      |                                     |                                       | drugi<br>other | Total |
|--------|-----------------|--|---|---|--------------------------------------|-------------------------------------|---------------------------------------|----------------|-------|
|        |                 | medicinske<br>sestre<br>hospital nurses                  | fizioterapevti/<br>fizioterapevtke<br>physio-<br>therapists | delovni<br>terapevti/<br>delovne<br>terapevtke<br>work therapists | varuhinje/<br>negovalke<br>guardians | bolničarji/<br>bolničarke<br>nurses | strežniki/<br>strežnice<br>attendants |                |       |
| Skupaj | 870             | 374  | 19  | 35  | 32                                   | 368                                 | 38                                    | 4              | Total |
| Moški  | 92              | 36   | 3   | 2   | 5                                    | 45                                  | 1                                     | -              | Men   |
| Ženske | 778             | 338  | 16  | 33  | 27                                   | 323                                 | 37                                    | 4              | Women |

### 3.5 Osebe, ki izvaja storitve socialnega varstva, Slovenija, 31. december 2004

Social welfare personnel, Slovenia, 31 December 2004

|        | Skupaj<br>Total | Osebe socialne in osnovne oskrbe po programih<br>Social welfare personnel by programmes |  |  |   |   |   | Uradniki/<br>uradnice za<br>pisarniško<br>poslovanje in<br>drugi<br>Administrative<br>workers and<br>others | Total |
|--------|-----------------|---|--|--|---|---|---|---|-------|
|        |                 | varstvo in posebne oblike varstva<br>care and special forms of care                     |  |  |   |   |   |   |       |
|        |                 | strežniki/<br>strežnice<br>attendants   | organizatorji/<br>organizatorke<br>praktičnega<br>pouka<br>organisers of<br>practical<br>lessons | socialni<br>pedagogi/<br>socialne<br>pedagoginje<br>social<br>pedagogues | socialni<br>delavci/<br>socialne<br>delavke<br>social workers | psihologi/<br>psihologinje<br>psychologists | skrb za bivanje<br>in prehrano <sup>1)</sup><br>Board and<br>food <sup>1)</sup> |   |       |
| Skupaj | 625             | 103   | 37   | 12   | 25  | 3   | 333   | 112   | Total |
| Moški  | 129             | 6   | 15   | 1  | 2   | -   | 88  | 17  | Men   |
| Ženske | 496             | 97  | 22   | 11   | 23  | 3   | 245   | 95  | Women |

1) Med osebe, ki skrbijo za bivanje in prehrano, so vštetih receptorji/receptorke (19), kuharji/kuharice, kuhinjski pomočniki/pomočnice, servirci/servirke (156), ekonomski/ekonomske, vozniki/voznice, hišniki/hišnice (56), šiviljci/šivilje, likalci/likalke, pralci/pralke, čistilci/čistilke (102).  
Board and food personnel are receptionists (19), cooks, assistant cooks, servers (156), bursars, drivers, caretakers (56), needlewomen, ironers, laundrywomen, cleaning ladies (102).

### 4. VARSTVENO-DELOVNI CENTRI, SLOVENIJA, 31. DECEMBER 2004

CENTRES FOR PROTECTION AND TRAINING, SLOVENIA, 31 DECEMBER 2004

#### 4.1 Varovanci po spolu in starostnih skupinah, Slovenija, 31. december 2004

Protégés by sex and age groups, Slovenia, 31 December 2004

|        | Skupaj<br>Total | Starostne skupine<br>Age groups |       |       |       |       |      | Total |
|--------|-----------------|---------------------------------|-------|-------|-------|-------|------|-------|
|        |                 | 15-17                           | 18-25 | 26-35 | 36-45 | 46-55 | 56 + |       |
| Skupaj | 2557            | 1                               | 610   | 1039  | 579   | 272   | 56   | Total |
| Moški  | 1411            | 1                               | 341   | 590   | 314   | 143   | 22   | Men   |
| Ženske | 1146            | -                               | 269   | 449   | 265   | 129   | 34   | Women |

#### 4.2 Varovanci po stopnjah motenosti, Slovenija, 31. december 2004

Protégés by levels of disturbances, Slovenia, 31 December 2004

|        | Skupaj<br>Total | Varovanci<br>Proteges   |   |  |   |  |   | Total |  |
|--------|-----------------|---|---|--|---|--|---|-------|--|
|        |                 | z zmerno<br>motnjo v<br>duševnem<br>razvoju<br>with a<br>moderate<br>mental problem | z zmerno<br>motnjo v<br>duševnem<br>razvoju in<br>dodatno moteni<br>v gibanju<br>with moderate<br>mental<br>problems, with<br>additional<br>physical<br>handicaps | s težjo<br>motnjo<br>v duševnem<br>razvoju in<br>blažimi<br>dodatnimi<br>motnjami<br>with severe<br>mental<br>problems, with<br>additional<br>minor<br>handicaps | z lažjo<br>motnjo v<br>duševnem<br>razvoju in z<br>dodatnimi<br>motnjami<br>with minor<br>mental<br>problems, with<br>additional<br>handicaps | z lažjo<br>motnjo v<br>duševnem<br>razvoju <sup>8)</sup><br>with minor<br>mental<br>problems <sup>8)</sup> | s telesno<br>motnjo<br>with a physical<br>problem |       | s poškodbo<br>glave<br>with a head<br>injury |
| Skupaj | 2557            | 1650  | 310   | 276  | 169   | 31   | 33  | 88    | Total  |
| Moški  | 1411            | 883   | 180   | 146  | 98  | 18   | 22  | 64    | Men  |
| Ženske | 1146            | 767   | 130   | 130  | 71  | 13   | 11  | 24    | Women  |

1) To so osebe, ki se po neuspešno končanem programu profesionalne rehabilitacije ne morejo zaposliti, ali osebe, ki jim je po končanem izobraževanju treba nuditi posebne oblike priprav na zaposlitev.  
The group includes persons who, after they successfully finished vocational rehabilitation programme, cannot find employment under normal conditions or persons who, after they finished their education, require special forms of preparation for employment.

**4.3 Varovanci po bivalnem okolju, Slovenija, 31. december 2004**

Protégés by residence, Slovenia, 31 December 2004

|               | Skupaj<br>Total | Bivanje<br>Residence                           |  |  |  |   |   |   |                                  |   | Total        |
|---------------|-----------------|--|--|--|--|---|---|---|----------------------------------|---|--------------|
|               |                 | doma s<br>starši<br>at home<br>with<br>parents | s sorodniki<br>oz. z<br>zakonitimi<br>zastopniki<br>with<br>relatives or<br>legal<br>guardians | v drugi<br>družini<br>in another<br>family | v<br>zasebnem<br>varstvu<br>in private<br>care | v domu za<br>starejše oz.<br>v<br>posebnem<br>socialno-<br>varstvenem<br>zavodu<br>in an old<br>people's<br>home or in<br>a special<br>social<br>welfare<br>institution | v stanovanjski skupini<br>in a dwelling community |   |                                  | samostojno,<br>z občasno<br>pomočjo<br>independ-<br>ently, with<br>occasional<br>protection |              |
|               |                 |  |  |  |  |   | v zavodu<br>in an<br>institution                  | dislocirani<br>enoti<br>zavoda<br>in a branch<br>unit of the<br>institution | samostojno<br>independ-<br>ently |   |              |
| <b>Skupaj</b> | <b>2557</b>     | <b>1705</b>                                    | <b>113</b>   | <b>39</b>                                  | <b>4</b>                                       | <b>109</b>  | <b>340</b>  | <b>129</b>  | <b>64</b>                        | <b>54</b>   | <b>Total</b> |
| Moški         | 1411            | 943  | 70   | 19   | 1  | 52  | 188   | 70  | 41                               | 27  | Men          |
| Ženske        | 1146            | 762  | 43   | 20   | 3  | 57  | 152   | 59  | 23                               | 27  | Women        |

**4.4 Varovanci po oblikah varstva v varstveno-delovnih centrih, Slovenija, 31. december 2004**

Protégés by form of care in centres for protection and training, Slovenia, 31 December 2004

|               | Skupaj<br>Total | V dnevnem varstvu<br>In day care | Stalno varstvo z<br>nastanitvijo in oskrbo<br>Permanent protection<br>with board and care | Občasno varstvo z<br>nastanitvijo in oskrbo<br>Occasional protection<br>with board and care | Mobilna pomoč na<br>domu<br>Mobile help at home | Total        |
|---------------|-----------------|----------------------------------|---|---|---|--------------|
| <b>Skupaj</b> | <b>2557</b>     | <b>1953</b>                      | <b>592</b>  | <b>2</b>  | <b>10</b>                                       | <b>Total</b> |

**4.5 Zaposleni delavci, Slovenija, 31. december 2004**

Persons in paid employment, Slovenia, 31 December 2004

|   | Skupaj<br>Total | Total                                       |
|---|-----------------|---|
| <b>Skupaj</b>   | <b>898</b>      | <b>Total</b>                                |
| ki izvajajo storitve socialnega varstva                       | 723             | for social welfare services                 |
| ki izvajajo storitve zdravstvenega varstva                    | 90              | for health care services                    |
| ki izvajajo storitve, ki jih plačujejo zavodi za zaposlovanje | 85              | for services paid for by employment offices |

**METODOLOŠKA POJASNILA****Namen statističnih raziskovanj**

Namen statističnih raziskovanj, s katerimi spremljamo javne socialnovarstvene zavode, je zbrati osnovne podatke o oskrbovancih, ki živijo v teh ustanovah: o številu oskrbovancev, starosti in zdravstvenem stanju le-teh, o virih njihovih dohodkov, o razlogih, zaradi katerih so bili sprejeti v ustanovo, o načinu plačevanja oskrbnine in še nekatere druge podatke. Zavodi pa sporočajo tudi podatke o svojih zmogljivostih in o zaposlenem osebju.

**Enote opazovanja**

Zajeti so domovi za starejše, posebni socialnovarstveni zavodi ter varstveno-delovni centri.

V objavljenih podatkih za leto 2003 in dalje so poleg domov za starejše zajeti tudi kombinirani socialnovarstveni zavodi. Slednje ustanove so prav tako domovi za starejše in nimajo posebnega statusa.

V podatkih za leto 2004 so zajeti oskrbovanci sedmih (samostojnih) posebnih socialnovarstvenih zavodov in še podatki o oskrbovancih

**METHODOLOGICAL EXPLANATIONS****Purpose of the statistical survey**

The purpose of statistical surveys on public social welfare institutions is to collect basic data on people in care living in these institutions; i.e. on their number, age and health, on sources of their income, on reasons for their admission, on the mode of payment for care and some other data. Institutions also report on their capacity and personnel.

**Observation units**

Covered are old people's homes, special social welfare institutions, and centres for protection and training.

Since 2003 we present data on old people's homes together with the data for combined social welfare institutions. The latter are actually old people's homes but do not have a special status.

Data for 2004 cover people in care in seven (independent) special social welfare institutions and people in care in eight units of old people's homes



osmih dislociranih enot domov za starejše oz. tistih njihovih enot znotraj domov, ki opravljajo posebne oblike varstva odraslih (duševno in telesno prizadetih oseb). Zaradi te spremembe pri razvrščanju opazovanih enot se je spremenila številčna razporeditev oskrbovancev: pri posebnih socialnovarstvenih zavodih se je njihovo število povečalo, pri domovih za starejše pa se je za toliko zmanjšalo.

#### Vir podatkov

Podatke nam posredujejo domovi za starejše, posebni socialnovarstveni zavodi ter varstveno-delovni centri iz lastnih evidenc.

#### Zajetje

Zajetje je popolno.

#### Definicije in pojasnila

Domovi za starejše opravljajo institucionalno varstvo starejših in s tem nadomeščajo ali dopolnjujejo funkcije doma ali lastne družine (organizirana prehrana in varstvo ter zdravstveno varstvo).

Posebni socialnovarstveni zavodi opravljajo posebne oblike institucionalnega varstva za odrasle duševno in telesno prizadete osebe.

Varstveno-delovni centri opravljajo naloge vodenja in varstva ter vodijo organizirano zaposlitev v posebnih razmerah za duševno in telesno prizadete odrasle osebe.

#### Objavljanje

Letno:

- Statistični letopis Republike Slovenije
- Statistične informacije. Socialna zaščita  
Javni socialnovarstveni zavodi
- Slovenija v številkah

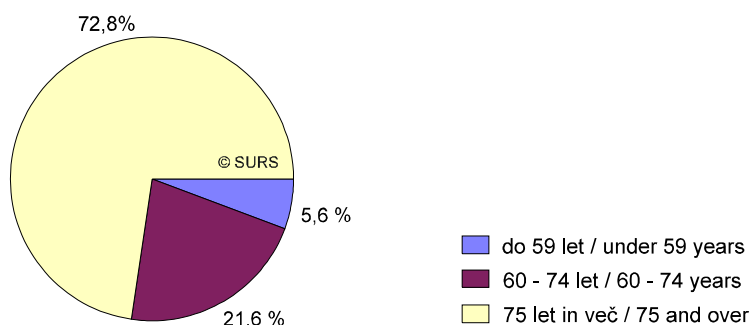
#### KOMENTAR

Konec leta 2004 je bilo v Sloveniji 63 domov za starejše, 7 posebnih socialnovarstvenih zavodov, 8 enot za posebne oblike varstva odraslih, znotraj domov za starejše oz. njihovih dislociranih enot, 34 samostojnih varstveno-delovnih centrov, 20 enot varstveno-delovnih centrov v sestavi drugih zavodov ter 20 varstveno-delovnih centrov s koncesijo.

V domovih za starejše je bivalo 13 098 oskrbovancev, med njimi 74,1 % žensk. Večinoma so bili stari 80 let in več (54,0 %) in so bili v dom najpogosteje sprejeti zaradi starosti; takih je bilo 66,0 %, med temi pa je bilo 82,5 % tudi bolnih, saj starost pogosto spremlja še bolezen. Drugi najpogostejši razlog za sprejem v dom so bila hujša telesna in duševna obolenja (20,5 %).

#### Slika 2: Oskrbovanci domov za starejše po starostnih skupinah, 2004

Chart 2: People in care in old people's homes by age groups, 2004



providing special forms of care for mentally and physically handicapped adults. This change in classifying observation units brought about the change in the distribution of people in care: in special social welfare institutions the number of people in care increased and in old people's homes the number of people in care decreased.

#### Data source

Data are transmitted by old people's homes, special social welfare institutions, and centres for protection and training.

#### Coverage

The coverage is complete.

#### Definitions and explanations

Old people's homes provide institutional care for the aged, with which they substitute or supplement the functions of a home or one's own family (organised nutrition and care, and health care).

Special social welfare institutions provide special forms of institutional care for mentally and physically handicapped adults.

Centres for protection and training provide special training and care for as well as employment of mentally and physically handicapped adults.

#### Publishing

Annual:

- Statistical Yearbook of the Republic of Slovenia
- Rapid Reports. Social Protection. Public Social Welfare Institutions

- Slovenia in Figures

#### COMMENT

At the end of 2004 there were 63 old people's homes, 7 special social welfare institutions, 8 units for special forms of care for adults within old people's homes, 34 independent centres for protection and training, 20 units of such centres within other institutions and 20 licensed centres for protection and training.

There were 13,098 people in care in old people's homes, of those 74.1% women. Most of them were over 80 years old (54.0%). The most frequent reason for admission was old age (66.0%); but since old age is often associated with illness, 82.5% of them were also sick. The second most important reason for admission was a major mental and physical illness (20.5%).

Med vsemi oskrbovanci je bilo le 31,1 % razmeroma zdravih, takih, ki ne potrebujejo neposredne osebne pomoči. Zmerne starostne in zdravstvene težave je imelo 25,0 % oskrbovancev, hude starostne in zdravstvene težave pa 43,9 % oskrbovancev; ti so v celoti potrebovali neposredno osebno pomoč.

Zaposleni v teh domovih so financirani iz dveh virov: zdravstveni in negovalni program plačuje zdravstvo, socialno in osnovno oskrbo pa socialno varstvo.

Vseh zaposlenih v teh domovih je bilo skupaj 5 930 (med njimi 90,9 % žensk), in sicer za storitve zdravstvenega varstva 52,0 %, za storitve socialnega varstva pa 38,9 %. Povprečno razmerje med številom oskrbovancev in zaposlenih je bilo 2,2 oskrbovanca na zaposlenega.

V povprečju je bilo v enem domu v oskrbi 208 oskrbovancev.

Only 31.1% of people in care were healthy, 25.0% of people in care had moderate age and health problems and 43.9% of people in care had serious age and health problems and needed direct personal help.

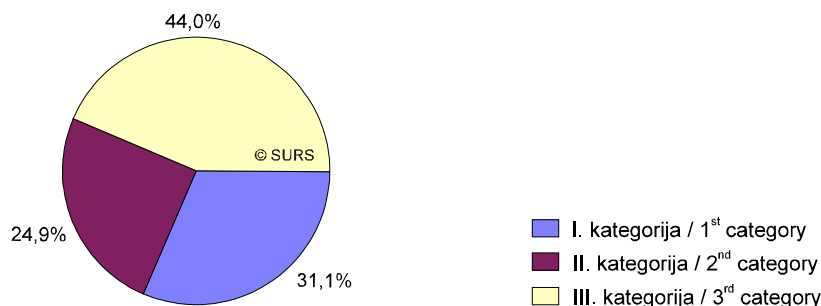
Persons in paid employment in old people's homes are financed from two sources. Health and care programmes are financed by the health care, while social and basic care is financed by the social welfare.

There were 5,930 persons in paid employment in old people's homes (of those 90.9% women), namely 52.0% for health care services and 38.9% for social welfare services. On average there were 2.2 people in care per one person in paid employment in old people's homes.

On average an old people's home took care of 208 persons.

### Slika 3: Oskrbovanci domov za starejše po kategorijah oskrbe, 2004

Chart 3: People in care in old people's homes by category of care, 2004



V prikazu podatkov za leto 2004 smo k oskrbovancem sedmih posebnih socialnovarstvenih zavodov za odrasle duševno in telesno prizadete osebe začeli šteti še oskrbovance osmih enot za posebne oblike varstva odraslih duševno in telesno prizadetih oseb, ki delujejo kot posebne enote znotraj domov za starejše ali kot njihove dislocirane enote. Zaradi te spremembe se je število tovrstnih oskrbovancev v letu 2004 povečalo.

V letu 2004 je bivalo v teh ustanovah 2 746 oskrbovancev, od tega nekaj več kot polovico žensk.

Po stanju 31. 12. 2004 je bilo v Sloveniji 34 samostojnih varstveno-delovnih centrov in 20 enot varstveno-delovnih centrov v sestavi drugih zavodov ter 20 varstveno-delovnih centrov s koncesijo.

V omenjene centre oz. enote je bilo vključenih 2 557 varovancev (za 3,8 % več kot leto prej), med njimi nekoliko manj kot polovico žensk. Večina varovancev je bila starih do 45 let (87,1 %). Vsi varovanci so bili moteni, nekateri v duševnem, drugi telesnem razvoju, nekatere pa sta spremljali obe motnji. Največ jih je imelo zmerno motnjo v duševnem razvoju (64,5 %). V dnevnem varstvu sta bili več kot dve tretjini varovancev.

Te osebe stanujejo večinoma doma s starši (66,7 %) in ti jih v varstvo vozijo.

V obravnavanih centrih je bilo zaposlenih 898 delavcev, največ v programu, ki ga plačuje socialno varstvo, in sicer 80,5 %.

Data for 2004 cover people in care in eight units for special forms of care for adults within old people's homes together with people in care in seven special social welfare institutions for mentally and physically handicapped adults. Because of this change the number of these people in care increased in 2004.

In 2004, these institutions were taking care of 2,746 people, just over a half of them were women.

As of 31 December 2004, there were 34 independent centres for protection and training, 20 units of these centres in other institutions and 20 licensed centres for protection and training.

These centres took care of 2,557 protégés (3.8% more than in 2003). Slightly less than a half of them were women. Most protégés were under 45 years old (87.1%). All protégés are disturbed. Some have mental problems, some have physical problems and some have both. Most of them had moderate mental problems (64.5%). More than two thirds of protégés were in day care.

Protégés mostly live at home with parents (66.7%) and are being driven to centres for protection and training.

There were 898 persons in paid employment in centres for protection and training; most of them in the programme paid for by the social welfare (80.5%).

### Sestavila / Prepared by: Zofija Savec

Izdaja, založba in tisk Statistični urad Republike Slovenije, Ljubljana, Vožarski pot 12 - **Uporaba in objava podatkov dovoljena le z navedbo vira** - Odgovarja generalna direktorica mag. Irena Križman - Urednica zbirke Statistične informacije Marina Urbas - Urednica podzbirke Tatjana Škrbec - Slovensko besedilo jezikovno uredila Ivanka Zobec - Angleško besedilo jezikovno uredil Boris Panič - Naklada 120 izvodov - ISSN zbirke Statistične informacije 1408-192X - ISSN podzbirke Socialna zaščita 1580-1799 - Informacije daje Informacijsko središče, tel.: (01) 241 51 04 - El. pošta: info.stat@gov.si - http://www.stat.si.

Edited, published and printed by the Statistical Office of the Republic of Slovenia, Ljubljana, Vožarski pot 12 - **These data can be used provided the source is acknowledged** - Director-General Irena Križman - Rapid Reports editor Marina Urbas - Subject-matter editor Tatjana Škrbec - Slovene language editor Ivanka Zobec - English language editor Boris Panič - Total print run 120 copies - ISSN of Rapid Reports 1408-192X - ISSN of subcollection Social security 1580-1799 - Information is given by the Information Centre of the Statistical Office of the Republic of Slovenia, tel.: +386 1 241 51 04 - E-mail: info.stat@gov.si - http://www.stat.si.