



17 RUDARSTVO IN PREDELOVALNE DEJAVNOSTI
MINING AND MANUFACTURING

št./No 12

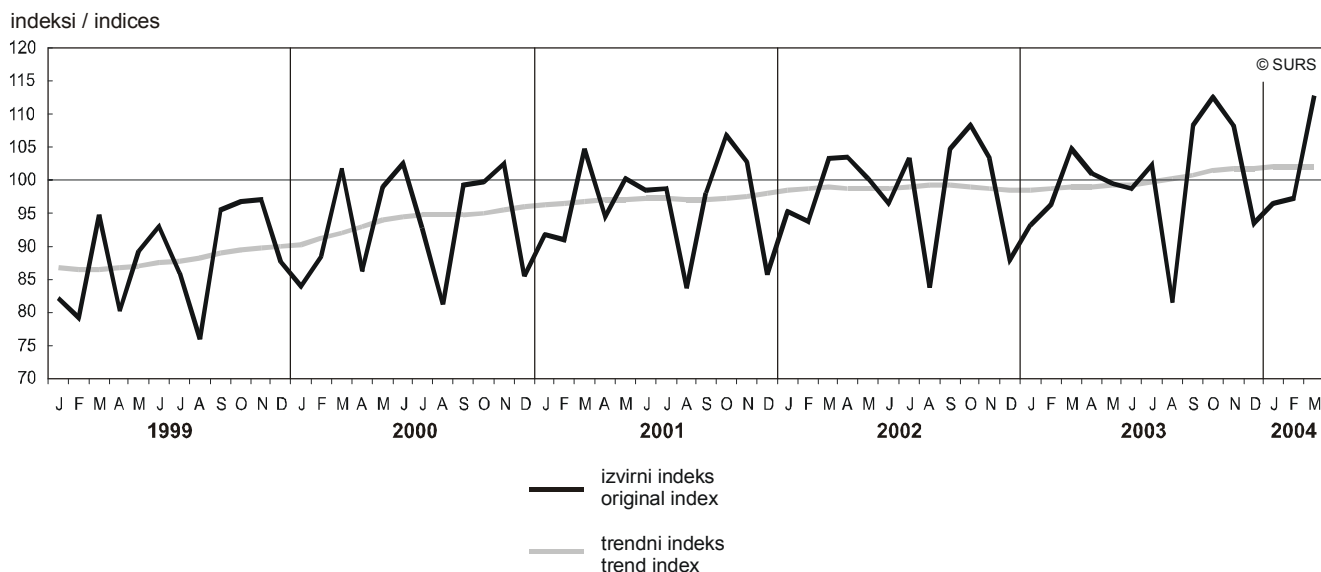
INDUSTRIJSKA PROIZVODNJA, SLOVENIJA, JANUAR-MAREC 2004

INDUSTRIAL PRODUCTION, SLOVENIA, JANUARY-MARCH 2004

- ▶ Industrijska proizvodnja v prvih treh mesecih letošnjega leta je bila povprečno za 4,2 % večja kot v enakem lanskem obdobju. Primerjava proizvodnje v istih mesecih obeh let pa nam pokaže, da je bila ta letos v vseh treh opazovanih mesecih večja – v januarju za 3,3 %, v februarju za 0,9 % in v marcu za 7,8 %. Obseg industrijske proizvodnje v letošnjem prvem trimesečju je bil v področju rudarstva višji za 12 %, v področju predelovalnih dejavnosti za 4,2 % in v področju oskrbe z elektriko, plinom in vodo za 1 %.
- ▶ Zaloge industrijskih proizvodov so bile v prvih treh mesecih letošnjega leta večje od lanskega povprečja – v januarju za 12,1 %, v februarju za 12 % in v marcu za 17,9 %. Raven zalog v industrijskih dejavnostih je bila tako v prvih treh mesecih letošnjega leta v primerjavi z enakim lanskim obdobjem višja za 17,8 % (v rudarstvu za 138,2 %, v predelovalnih dejavnostih pa za 14,6 %).
- ▶ Število zaposlenih v industrijskih dejavnostih se je v prvih dveh mesecih letošnjega leta v primerjavi z enakim obdobjem lanskega leta znižalo za 2,2 %. V primerjavi s prejšnjim mesecem je to število v januarju in februarju naraslo za 0,1 %.
- ▶ Produktivnost je bila v prvih dveh mesecih letošnjega leta v primerjavi z enakim lanskim obdobjem višja za 4,4 %.
- ▶ Industrial production in the first three months of 2004 rose on average by 4.2% over the same period of last year. The comparison with the same months of last year showed increase in production in January by 3.3% and in February by 0.9% and in March by 7.8%. Compared to the same period of 2003, in the first three months of 2004 industrial production was up in mining and quarrying by 12%, in manufacturing by 4.2% and in electricity, gas and water supply by 1%.
- ▶ Compared to last year's average, the stocks of industrial production were in January up by 12.1%, in February by 12% and in March by 17.9%. Compared to the first quarter of 2003, in the first three months of 2004 stocks in industry were up by 17.8% (in mining and quarrying by 138.2% and in manufacturing by 14.6%).
- ▶ In the first two months of this year the number of persons in paid employment in industry fell compared to the same period last year on average by 2.2%. Compared to the previous month, the number of persons working in industrial activities was up in January and February by 0.1%.
- ▶ Compared to the first two months of last year, in the first two months of this year productivity was up by 4.4%.

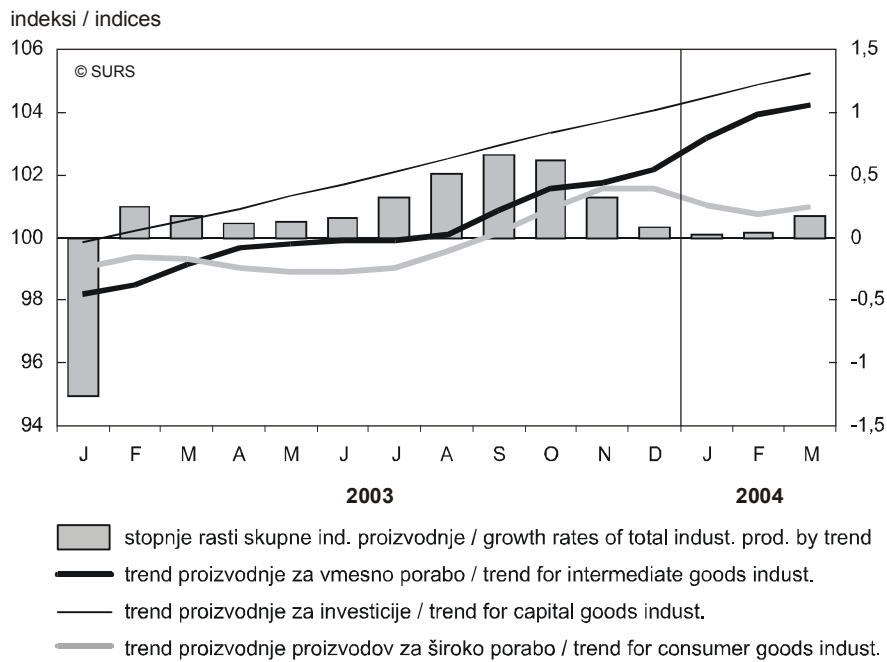
Slika 1: Obseg industrijske proizvodnje, Slovenija, januar 1999 – marec 2004 (izvirni indeks \varnothing 2003 = 100)

Chart 1: Industrial production volume, Slovenia, January 1999 – March 2004 (original index \varnothing 2003 = 100)



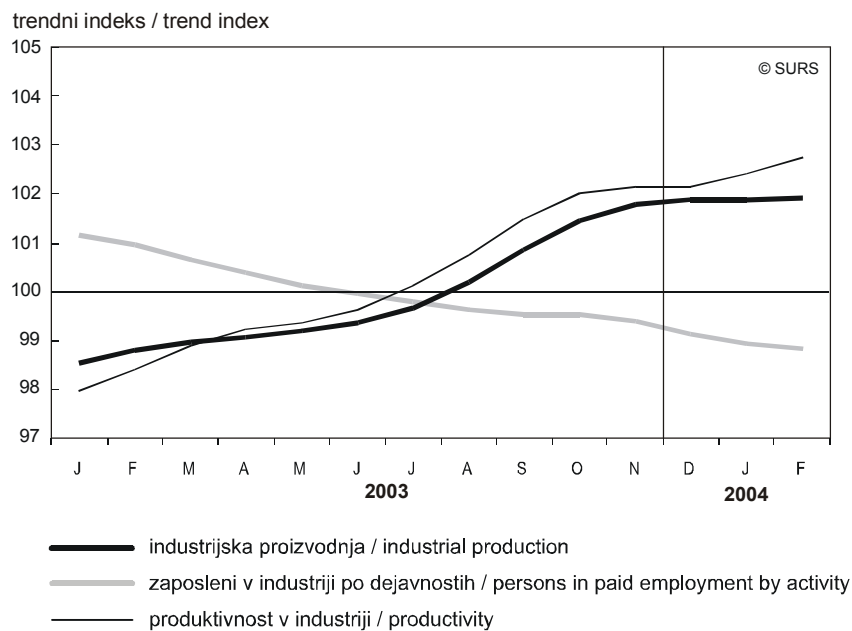
Slika 2: Dinamika skupne industrijske proizvodnje in proizvodnje po namenu porabe proizvodov, Slovenija, januar 2003 – marec 2004 (izvirni indeks \emptyset 2003 = 100)

Chart 2: Industrial production dynamics and main industrial groups, Slovenia, January 2003 – March 2004 (original index \emptyset 2003 = 100)



Slika 3: Trend proizvodnje, zaposlenih in produktivnosti v industriji, Slovenija, januar 2003 – februar 2004 (izvirni indeks \emptyset 2003 = 100)

Chart 3: Industrial production volume, Slovenia, January 2003 – February 2004 (original index \emptyset 2003 = 100)



1.1 Indeksi obsega industrijske proizvodnje po dejavnostih, januar 2004
Production volume indices by activity, January 2004

	I 2004 Ø 2003	I 2004 XII 2003	I 2004 I 2003	
Industrija skupaj	96,4	103,2	103,3	Industry
Dejavnosti po namenu porabe proizvodov				Main industrial groups
A Proizvodi za vmesno porabo	100,5	111,6	105,2	A Intermediate goods industries
AE Energenti	120,8	121,3	106,0	AE Energy related industries
AI Surovine	95,8	109,0	104,9	Intermediate goods industries (except energy)
B Proizvodi za investicije	97,5	112,9	105,7	B Capital goods industries
C Proizvodi za široko porabo	90,8	89,9	99,8	C Consumer goods industries
CD Trajni proizvodi za široko porabo	93,5	113,3	97,8	CD Durable consumer goods industries
CN Netrajni proizvodi za široko porabo	89,9	84,5	100,4	CN Non-durable consumer goods industries
Dejavnosti po Standardni klasifikaciji dejavnosti (področja, podpodročja, oddelki in skupine)				Activities according to the Standard Classification of Activities (sectors, subsectors, divisions subdivisions)
C Rudarstvo	96,3	123,4	121,6	C Mining and quarrying
CA Pri.energetskih surovin ¹⁾	z	z	z	CA Mining & quarrying of energy materials ¹⁾
10 Pri. črnega, rjavega premoga, lignita, šote	z	z	z	10 Mining of coal & lignite; extrac. of peat
10.2 Pri.rjavega premoga, lignita	z	z	z	10.2 Mining and agglomeration of lignite
CB Pri.rud in kamnin brez energetskih	52,4	76,5	108,3	CB Mining & quarrying except energy producing materials
14 Pri.dr.rudnin in kamnin	52,4	76,5	108,3	14 Other mining and quarrying
14.2 Pri.peska,gline	55,9	74,2	119,5	14.2 Quarrying of sand and clay
D Predelovalne dejavnosti	94,6	101,6	103,0	D Manufacturing
DA Pro.hrane,pijač,tobačnih izd.	84,9	78,9	105,3	DA Mfr. of food; beverages and tobacco
15 Pro.hrane,pijač,krmil	84,4	76,5	104,8	15 Mfr. of food products & beverages
15.1 Pro.,konzerviranje mesa,mesnih izd.	86,5	75,4	102,2	15.1 Production,processing and preserving of meat and meat products
15.5 Pre.mleka in pro.mlečnih izd.	101,0	107,6	105,3	15.5 Manufacture of dairy products
15.8 Pro.dr. živil	89,8	87,8	106,8	15.8 Manufacture of other food products
15.9 Pro.pijač	52,4	32,7	82,6	15.9 Manufacture of beverages
16 Pro.tobačnih izdelkov	z	z	z	16 Mfr. of tobacco products
16.0 Pro.tobačnih izd.	z	z	z	16.0 Manufacture of tobacco products
DB Pro. tekstilij;tekstilnih, krznenih izd.	94,8	109,6	82,2	DB Mfr. of textiles and textile products
17 Pro.tekstilij	92,2	113,2	84,9	17 Manufacture of textiles
17.2 Tkanje tekstilij	94,0	111,2	82,3	17.2 Textile weaving
17.4 Pro.tekstilnih izd.brez oblačil	94,7	125,9	83,7	17.4 Mfr. of made-up textiles articles, except apparel
17.5 Pro.dr.tekstilij	97,2	109,8	106,2	17.5 Manufacture of other textiles
18 Pro.oblačil;strojenje,dodelava krzna	97,2	106,8	80,1	18 Mfr. wearing apparel; dressing and dyeing of fur
18.2 Pro.dr.oblačil,dodatkov	96,5	106,7	79,0	18.2 Mfr. of other wearing apparel and accessories
DC Pro.usnja,usnjenih izd.	82,4	80,3	74,3	DC Mfr. of leather and leather products
19 Pro.usnja,usnjenih izd.	82,4	80,3	74,3	19 Leather tanning and dressing; luggage, saddlery shoes etc manufacture
19.3 Pro.obutve	81,1	97,1	61,1	19.3 Manufacture of footwear
DD Obdelava in predelava lesa	90,5	97,1	109,1	DD Manufacture of wood and wood products
20 Obdelava in predelava lesa	90,5	97,1	109,1	20 Mfr. of wood & wood, cork, straw and plaiting materials products
20.1 Žaganje,skobljanje,impregniranje lesa	95,0	119,1	118,0	20.1 Sawmilling and planing of wood, impregnation of wood
20.2 Pro.furnirja,vezanega lesa,plošč	111,9	80,3	122,3	20.2 Mfr. of veneer sheets, plywood,laminboard, particle board, etc.
20.3 Stavbno mizarstvo	74,5	95,1	98,1	20.3 Mfr. of builders' carpentry and joinery
20.5 Pro.dr.izd.iz lesa,plute,protja	90,7	120,2	86,6	20.5 Mfr. of other wood, cork,straw and plaiting materials products
DE Pro.vlaknin,papirja;založništvo, tiskar.	89,9	86,5	96,6	DE Mfr. of pulp,paper and paper products; publishing and printing
21 Pro.vlaknin,papirja ter izdelkov iz njih	103,9	112,1	100,8	21 Mfr of pulp, paper & paper products
21.1 Pro.vlaknin,papirja,kartona	105,9	107,9	100,5	21.1 Mfr. of pulp, paper and paperboard
21.2 Pro.izd.iz papirja,kartona	100,8	119,8	101,2	21.2 Mfr. of articles of paper and paperboard
22 Založništvo,tiskarstvo	80,4	72,2	93,3	22 Publishing, printing & reproduction of recorded media
22.1 Založništvo	74,5	63,8	86,2	22.1 Publishing
22.2 Tiskarstvo	86,1	80,9	100,1	22.2 Printing and services activities related to printing
DF Pro.koksa,naftnih deriv.,jedrskega goriva	72,2	87,7	72,6	DF Mfr. of coke, petroleum prods.& nuc. fuel
23 Pro.koksa,naftnih deriv.,jedrskega goriva	72,2	87,7	72,6	23 Mfr. of coke, refined petroleum products & nuclear fuel
DG Pro.kemikalij,kemičnih izd.,umetnih vl.	99,1	94,6	110,2	DG Mfr. of chemicals, chemical products & man-made fibres
24 Pro.kemikalij,kemičnih izd.,umetnih vl.	99,1	94,6	110,2	24 Mfr. chemicals & chemical products
24.1 Pro.osnovnih kemikalij	93,0	108,2	95,7	24.1 Manufacture of basic chemicals
24.3 Pro.kritnih barv,lakov,kitov,ipd.	76,7	131,9	112,4	24.3 Mfr.of paints, varnishes, printing ink and mastics
24.4 Pro.farmaceutskih izd.	105,1	89,0	119,2	24.4 Mfr. pharmaceuticals, medicinal chemicals & botanical products
24.5 Pro.mil,čistilnih sredstev,parfumov,ipd.	96,3	100,7	112,1	24.5 Mfr. soap, cleaning, polishing, perfumes & toilet preparations
24.6 Pro.dr.kemičnih izd.	81,8	77,5	87,6	24.6 Mfr. of other chemical products
DH Pro.izd.iz gume in plastičnih mas	93,7	110,8	104,2	DH Mfr. of rubber and plastic products
25 Pro.izd.iz gume in plastičnih mas	93,7	110,8	104,2	25 Mfr. of rubber & plastic products
25.1 Pro.izd.iz gume	98,8	109,0	105,9	25.1 Manufacture of rubber products
25.2 Pro.izd.iz plastičnih mas	89,6	112,4	102,7	25.2 Manufacture of plastic products

1.1 Indeksi obsega industrijske proizvodnje po dejavnostih, januar 2004 (nadaljevanje)

Production volume indices by activity, January 2004 (continued)

		I 2004	I 2004	I 2004		
		Ø 2003	XII 2003	I 2003		
DI	Pro.dr.nekovinskih mineralnih izd.	61,5	72,2	95,2	DI	Mfr. of other non-metallic mineral products
26	Pro.dr.nekovinskih mineralnih izd.	61,5	72,2	95,2		Mfr. of other non-metallic mineral products
26.1	Pro.stekla,steklenih izd.	109,7	109,4	103,4		Manufacture of glass and glass products
26.5	Pro.cementa,apna,mavca	32,9	34,1	161,0	26.5	Mfr. of cement, lime and plaster
26.6	Pro.izd.iz betona,mavca,cementa	54,0	66,7	99,4	26.6	Mfr. of articles of concrete, plaster and cement
26.8	Pro.brusil,dr.nekovinskih mineral.izd.	52,3	66,2	82,2	26.8	Mfr. of other non-metal. mineral products
DJ	Pro.kovin in kovinskih izd.	91,5	97,7	95,9	DJ	Mfr. of basic metals & fabricated metal products
27	Pro.kovin	91,7	103,0	94,5	27	Manufacture of basic metals
27.1	Pro. železa,jekla,ferozliti	77,9	87,6	82,8	27.1	Mfr. of basic iron and steel and of ferro-alloys
27.4	Pro.plemenitih in neželeznih kovin	99,4	108,6	104,4	27.4	Mfr. of basic precious and non-ferrous metals
27.5	Livarstvo	100,7	123,2	93,7	27.5	Casting of metals
28	Pro.kovinskih izd. brez strojev in naprav	91,3	95,0	96,6	28	Mfr.of fabricated metal products,except machinery & equipment
28.1	Pro.gradbenih kovinskih konstrukcij	88,3	81,6	119,4	28.1	Mfr. of structural metal products
28.5	Površin.obdelava kovin;mehanična dela	77,2	79,7	91,9	28.5	Treatment and coating of metals; general mechanical engineering
28.6	Pro.rezil,orodja,okovja	96,6	94,9	89,9	28.6	Mfr. of cutlery, tools and general hardware
28.7	Pro.dr.kovinskih izd.	93,6	106,0	98,1	28.7	Mfr.of other fabricated metal products
DK	Pro.strojev in naprav	108,0	124,0	110,0	DK	Mfr. of machinery and equipment nec.
29	Pro.strojev in naprav	108,0	124,0	110,0	29	Mfr. of machinery & equipment nec
29.1	Pro.strojev,brez motorjev za vozila	165,7	191,5	169,7	29.1	Mfr. for mechanical power, not engines
29.2	Pro.peči,dvigal,dr.naprav	111,9	138,8	116,8	29.2	Mfr.of other general purpose machinery
29.4	Pro.obdelovalnih strojev	51,8	48,6	65,2	29.4	Manufacture of machine tools
29.5	Pro.strojev za dr.posebne namene	83,7	77,1	88,2	29.5	Mfr. of other special purpose machinery
29.7	Pro.gospodinjskih naprav	103,1	129,0	97,6	29.7	Mfr. of domestic appliances nec.
DL	Pro.električne,optične opreme	116,0	145,0	123,5	DL	Mfr. of electrical and optical equipment
30	Pro.pisarniških strojev,računalnikov	102,4	69,7	88,1	30	Mfr. of office machinery & computers
31	Pro.el.strojev,naprav	141,1	164,8	139,3	31	Mfr. of electrical machinery and apparatus nec
31.1	Pro.elektromot.,generator.,transformat.	99,5	124,1	94,2	31.1	Mfr. of electric motors, generators and transformers
31.2	Pro.naprav za distrib.,krmiljenje el.	292,2	316,8	299,7	31.2	Mfr. of electricity distribution and control apparatus
31.3	Pro.izoliranih el.kablov,žic	110,4	121,2	105,6	31.3	Mfr. of insulated wire and cable
31.6	Pro.dr.el.opreme za stroje in dr.	136,3	159,4	146,3	31.6	Mfr. of electrical equipment nec.
32	Pro.RTV,komunikacijskih naprav, opreme	78,1	145,6	91,6	32	Mfr. of radio, TV & communication equipment & apparatus
32.1	Pro.elektronk,dr.elektron.komponent	109,7	138,9	117,0	32.1	Mfr. of electronic valves & tubes & other electronic components
32.2	Pro.RTV oddajnikov,TT naprav	65,1	153,7	88,9	32.2	Mfr. of TV & radio transmitters & line telephony & telegraphy
33	Pro.medicin.,finomehan.,optičnih instr.	98,0	111,5	116,9	33	Mfr. Medical, precision & optical instruments,watches & clocks
33.2	Pro.merilnih,kontrolnih,navigac.instr.	110,9	138,6	109,0	33.2	Mfr. of instruments & appliances for measuring etc.
33.4	Pro.optičnih instr.in fotoopreme	82,8	82,9	142,9	33.4	Mfr. of optical and photographic equip.
DM	Pro.vozil in plovil	93,9	110,1	97,3	DM	Manufacture of transport equipment
34	Pro.mot.vozil,prikolic,polprikolic	93,4	115,7	94,9	34	Mfr. of motor vehicles, trailers and semi-trailers
34.1	Pro.mot.vozil	79,9	101,8	82,7	34.1	Manufacture of motor vehicles
34.3	Pro.delov,opreme za mot.vozila	112,0	127,6	111,0	34.3	Mfr. of parts & accessories for motor vehicles & their engines
35	Pro.dr.vozil,plovil	96,2	91,5	108,9	35	Mfr. of other transport equipment
DN	Pro.pohištva,dr.pred.dej.,reciklaža	88,6	105,3	97,8	DN	Manufacturing not elsewhere classified
36	Pro.pohištva,dr.predelovalne dej.	86,3	102,2	96,9	36	Manufacture of furniture; manufacturing not elsewhere classified
36.1	Pro.pohištva	92,0	111,9	96,8	36.1	Manufacture of furniture
37	Reciklaža	113,0	139,5	105,3	37	Recycling
E	Oskrba z elektriko,plinom,vodo²⁾	121,3	116,1	101,6	E	Electricity, gas and water supply²⁾
40	Oskrba z el.,plinom,paro,toplo vodo ³⁾	121,3	116,1	101,6	40	Electricity, gas, steam & hot water ³⁾
40.1	Oskrba z elektriko	118,1	115,2	101,1	40.1	Production and distribution of electricity

1) Oddelek 11 (Pridelava nafte in zem. plina) ni vključen.
Devision 11 (Extraction of petroleum and natural gas) is excluded.

2) Oddelek 41 (Zbiranje, čiščenje in distribucija vode) ni vključen.
Devision 41(Collection, purification and distribution of water) is excluded.

3) Skupina 40.3 (Oskrba s paro in toplo vodo) ni vključena.
Group 40.3 (Steam and hot water supply) is excluded.

V tabeli so objavljeni le indeksi za tiste skupine, za katere je delež dodane vrednosti presegel prag 0,5% v industriji v letu 2000.
The table shows indices only for the groups whose share of value added is over 0.5% of the industry in the year 2000.



1.2 Indeksi obsega industrijske proizvodnje po dejavnostih, februar 2004

Production volume indices by activity, February 2004

		II 2004	II 2004	II 2004	I-II 2004		
		Ø 2003	I 2004	II 2003	I-II 2003		
Industrija skupaj		97,3	100,9	100,9	102,1	Industry	
Dejavnosti po namenu porabe proizvodov						Main industrial groups	
A	Proizvodi za vmesno porabo	102,9	102,4	106,7	106,0	A	Intermediate goods industries
AE	Energenti	114,3	94,7	104,7	105,4	AE	Energy related industries
AI	Surovine	100,3	104,7	107,3	106,1	Intermediate goods industries (except energy)	
B	Proizvodi za investicije	102,5	105,2	107,2	106,5	B	Capital goods industries
C	Proizvodi za široko porabo	87,6	96,6	90,6	95,0	C	Consumer goods industries
CD	Trajni proizvodi za široko porabo	85,7	91,7	70,6	82,6	CD	Durable consumer goods industries
CN	Netrajni proizvodi za široko porabo	88,2	98,1	98,8	99,6	CN	Non-durable consumer goods industries
Dejavnosti po Standardni klasifikaciji dejavnosti (področja, podpodročja, oddelki in skupine)						Activities according to the Standard Classification of Activities (sectors, subsectors, divisions subdivisions)	
C	Rudarstvo	98,6	102,4	123,8	122,7	C	Mining and quarrying
CA	Pri.energetskih surovin ¹⁾	z	z	z	z	CA	Mining & quarrying of energy materials ¹⁾
10	Pri. črnega, rjavega premoga, lignita, šote	z	z	z	z	10	Mining of coal & lignite; extrac. of peat
10.2	Pri.rjavega premoga, lignita	z	z	z	z	10.2	Mining and agglomeration of lignite
CB	Pri.rud in kamnin brez energetskih	57,3	109,5	97,7	102,4	CB	Mining & quarrying except energy producing materials
14	Pri.dr.rudnin in kamnin	57,3	109,5	97,7	102,4	14	Other mining and quarrying
14.2	Pri.peska,gline	62,1	111,1	95,8	105,7	14.2	Quarrying of sand and clay
D	Predelovalne dejavnosti	96,1	101,6	100,5	101,7	D	Manufacturing
DA	Pro.hrane,pijač,tobačnih izd.	80,8	95,1	98,6	101,9	DA	Mfr. of food; beverages and tobacco
15	Pro.hrane,pijač,krmil	81,1	96,1	100,5	102,7	15	Mfr. of food products & beverages
15.1	Pro.,konzerviranje mesa,mesnih izd.	84,7	97,9	102,3	102,3	15.1	Production,processing and preserving of meat and meat products
15.5	Pre.mleka in pro.mlečnih izd.	94,4	93,5	108,0	106,6	15.5	Manufacture of dairy products
15.8	Pro.dr. živil	91,2	101,6	100,2	103,4	15.8	Manufacture of other food products
15.9	Pro.pijač	48,8	93,2	92,4	87,1	15.9	Manufacture of beverages
16	Pro.tobačnih izdelkov	z	z	z	z	16	Mfr. of tobacco products
16.0	Pro.tobačnih izd.	z	z	z	z	16.0	Manufacture of tobacco products
DB	Pro. tekstilij;tekstilnih, krznenih izd.	96,9	102,1	88,0	85,0	DB	Mfr. of textiles and textile products
17	Pro.tekstilij	96,6	104,7	89,1	87,0	17	Manufacture of textiles
17.2	Tkanje tekstilij	95,7	101,8	73,2	77,5	17.2	Textile weaving
17.4	Pro.tekstilnih izd.brez oblačil	100,7	106,4	99,5	91,1	17.4	Mfr. of made-up textiles articles, except apparel
17.5	Pro.dr.tekstilij	102,0	104,9	106,0	106,1	17.5	Manufacture of other textiles
18	Pro.oblačil;strojenje,dodelava krzna	97,2	100,0	87,0	83,4	18	Mfr. wearing apparel; dressing and dyeing of fur
18.2	Pro.dr.oblačil,dodatkov	98,2	101,8	88,0	83,3	18.2	Mfr. of other wearing apparel and accessories
DC	Pro.usnja,usnjenih izd.	96,3	116,9	95,9	84,6	DC	Mfr. of leather and leather products
19	Pro.usnja,usnjenih izd.	96,3	116,9	95,9	84,6	19	Leather tanning and dressing; luggage, saddlery shoes etc manufacture
19.3	Pro.obutve	92,2	113,7	84,7	71,7	19.3	Manufacture of footwear
DD	Obdelava in predelava lesa	98,6	109,0	110,8	109,9	DD	Manufacture of wood and wood products
20	Obdelava in predelava lesa	98,6	109,0	110,8	109,9	20	Mfr. of wood & wood, cork, straw and plaiting materials products
20.1	Žaganje,skobljanje,impregniranje lesa	98,6	103,7	114,0	115,9	20.1	Sawmilling and planing of wood, impregnation of wood
20.2	Pro.furnirja,vezanega lesa,plošč	114,8	102,6	116,4	119,3	20.2	Mfr. of veneer sheets, plywood,laminboard, particle board, etc.
20.3	Stavbno mizarstvo	87,5	117,5	108,6	103,5	20.3	Mfr. of builders' carpentry and joinery
20.5	Pro.dr.izd.iz lesa,plute,protja	108,6	119,8	94,1	90,5	20.5	Mfr. of other wood, cork,straw and plaiting materials products
DE	Pro.vlaknin,papirja;založništvo, tiskar.	93,5	104,0	103,7	100,1	DE	Mfr. of pulp,paper and paper products; publishing and printing
21	Pro.vlaknin,papirja ter izdelkov iz njih	101,7	97,9	102,3	101,5	21	Mfr of pulp, paper & paper products
21.1	Pro.vlaknin,papirja,kartona	105,3	99,4	104,1	102,3	21.1	Mfr. of pulp, paper and paperboard
21.2	Pro.izd.iz papirja,kartona	96,1	95,3	99,2	100,2	21.2	Mfr. of articles of paper and paperboard
22	Založništvo,tiskarstvo	87,9	109,3	104,8	99,0	22	Publishing, printing & reproduction of recorded media
22.1	Založništvo	76,2	102,3	102,8	93,8	22.1	Publishing
22.2	Tiskarstvo	99,0	115,0	106,4	103,4	22.2	Printing and services activities related to printing
DF	Pro.koksa,naftnih deriv.,jedrskega goriva	84,2	116,5	78,9	75,9	DF	Mfr. of coke, petroleum prods.& nuc. fuel
23	Pro.koksa,naftnih deriv.,jedrskega goriva	84,2	116,5	78,9	75,9	23	Mfr. of coke, refined petroleum products & nuclear fuel
DG	Pro.kemikalij,kemičnih izd.,umetnih vl.	95,3	96,2	102,8	106,5	DG	Mfr. of chemicals, chemical products & man-made fibres
24	Pro.kemikalij,kemičnih izd.,umetnih vl.	95,3	96,2	102,8	106,5	24	Mfr. chemicals & chemical products
24.1	Pro.osnovnih kemikalij	115,2	123,8	117,3	106,5	24.1	Manufacture of basic chemicals
24.3	Pro.kritnih barv,lakov,kitov,ipd.	90,7	118,2	110,3	111,3	24.3	Mfr.of paints,varnishes, printing ink and mastics
24.4	Pro.farmacevtskih izd.	92,1	87,6	100,1	109,4	24.4	Mfr. pharmaceuticals, medicinal chemicals & botanical products
24.5	Pro.mil,čistilnih sredstev,parfumov,ipd.	101,6	105,5	112,5	112,3	24.5	Mfr. soap, cleaning, polishing, perfumes & toilet preparations
24.6	Pro.dr.kemičnih izd.	86,5	105,8	103,9	95,3	24.6	Mfr. of other chemical products

1.2 Indeksi obsega industrijske proizvodnje po dejavnostih, februar 2004 (nadaljevanje)

Production volume indices by activity, February 2004 (continued)

		II 2004	II 2004	II 2004	I-II 2004		
		Ø 2003	I 2004	II 2003	I-II 2003		
DH	Pro.izd.iz gume in plastičnih mas	101,0	107,7	105,0	104,6	DH	Mfr. of rubber and plastic products
25	Pro.izd.iz gume in plastičnih mas	101,0	107,7	105,0	104,6	25	Mfr. of rubber & plastic products
25.1	Pro.izd.iz gume	102,5	103,7	101,3	103,5	25.1	Manufacture of rubber products
25.2	Pro.izd.iz plastičnih mas	99,7	111,3	108,2	105,5	25.2	Manufacture of plastic products
DI	Pro.dr.nekovinskih mineralnih izd.	73,5	119,6	97,4	96,4	DI	Mfr. of other non-metallic mineral products
26	Pro.dr.nekovinskih mineralnih izd.	73,5	119,6	97,4	96,4		Mfr. of other non-metallic mineral products
26.1	Pro.stekla,steklenih izd.	109,8	100,1	102,8	103,1		Manufacture of glass and glass products
26.5	Pro.cementa,apna,mavca	75,8	230,4	119,6	129,6	26.5	Mfr. of cement, lime and plaster
26.6	Pro.izd.iz betona,mavca,cementa	68,9	127,6	95,4	97,1	26.6	Mfr. of articles of concrete, plaster and cement
26.8	Pro.brusil,dr.nekovinskih mineral.izd.	60,7	116,1	91,8	87,1	26.8	Mfr. of other non-metal. mineral products
DJ	Pro.kovin in kovinskih izd.	95,3	104,2	99,7	97,8	DJ	Mfr. of basic metals & fabricated metal products
27	Pro.kovin	93,0	101,4	97,4	95,9	27	Manufacture of basic metals
27.1	Pro. železa,jekla,ferozilitin	77,3	99,2	76,3	79,5	27.1	Mfr. of basic iron and steel and of ferro-alloys
27.4	Pro.plemenitih in neželeznih kovin	100,4	101,1	113,1	108,6	27.4	Mfr. of basic precious and non-ferrous metals
27.5	Livarstvo	107,8	107,0	108,4	100,8	27.5	Casting of metals
28	Pro.kovinskih izd. brez strojev in naprav	96,5	105,7	100,8	98,7	28	Mfr.of fabricated metal products,except machinery & equipment
28.1	Pro.gradbenih kovinskih konstrukcij	97,7	110,6	124,9	122,3	28.1	Mfr. of structural metal products
28.5	Površin.obdelava kovin;mehanična dela	98,1	127,1	65,7	75,1	28.5	Treatment and coating of metals; general mechanical engineering
28.6	Pro.rezil,orodja,okovja	90,1	93,2	92,9	91,3	28.6	Mfr. of cutlery, tools and general hardware
28.7	Pro.dr.kovinskih izd.	104,5	111,7	107,3	102,8	28.7	Mfr.of other fabricated metal products
DK	Pro.strojev in naprav	99,4	92,0	99,1	104,5	DK	Mfr. of machinery and equipment nec.
29	Pro.strojev in naprav	99,4	92,0	99,1	104,5	29	Mfr. of machinery & equipment nec
29.1	Pro.strojev,brez motorjev za vozila	116,6	70,4	99,4	131,3	29.1	Mfr. for mechanical power, not engines
29.2	Pro.peči,dvigal,dr.naprav	105,2	94,1	100,2	108,1	29.2	Mfr. of other general purpose machinery
29.4	Pro.obdelovalnih strojev	84,1	162,2	88,2	77,7	29.4	Manufacture of machine tools
29.5	Pro.strojev za dr.posebne namene	88,5	105,8	83,7	85,8	29.5	Mfr. of other special purpose machinery
29.7	Pro.gospodinjstkih naprav	96,0	93,1	108,6	102,6	29.7	Mfr. of domestic appliances nec.
DL	Pro.električne,optične opreme	118,5	102,1	102,6	112,0	DL	Mfr. of electrical and optical equipment
30	Pro.pisarniških strojev,računalnikov	90,4	88,3	75,9	82,0	30	Mfr. of office machinery & computers
31	Pro.el.strojev,naprav	143,9	102,0	145,6	142,4	31	Mfr. of electrical machinery and apparatus nec
31.1	Pro.elektromot.,generator.,transformat.	110,4	110,9	104,9	99,6	31.1	Mfr. of electric motors, generators and transformers
31.2	Pro.naprav za distrib.,krmiljenje el.	276,3	94,6	291,1	295,5	31.2	Mfr. of electricity distribution and control apparatus
31.3	Pro.izoliranih el.kablov,žic	102,5	92,8	117,1	110,9	31.3	Mfr. of insulated wire and cable
31.6	Pro.dr.el.opreme za stroje in dr.	142,7	104,7	154,9	150,6	31.6	Mfr. of electrical equipment nec.
32	Pro.RTV,komunikacijskih naprav, opreme	100,2	128,3	110,3	101,2	32	Mfr. of radio, TV & communication equipment & apparatus
32.1	Pro.elektronk,dr.elektron.komponent	105,8	96,5	99,1	107,5	32.1	Mfr. of electronic valves & tubes & other electronic components
32.2	Pro.RTV oddajnikov,TT naprav	103,0	158,4	132,7	111,4	32.2	Mfr. of TV & radio transmitters & line telephony & telegraphy
33	Pro.medicin.,finomehan.,optičnih instr.	81,8	83,4	46,3	69,0	33	Mfr. Medical, precision & optical instruments, watches & clocks
33.2	Pro.merilnih,kontrolnih,navigac.instr.	108,6	97,9	121,0	114,6	33.2	Mfr. of instruments & appliances for measuring etc.
33.4	Pro.optičnih instr.in fotoopreme	43,5	52,6	14,5	35,3	33.4	Mfr. of optical and photographic equip.
DM	Pro.vozil in plovil	101,6	108,2	110,2	103,6	DM	Manufacture of transport equipment
34	Pro.mot.vozil,prikolic,polprikolic	102,0	109,2	110,4	102,4	34	Mfr. of motor vehicles, trailers and semi-trailers
34.1	Pro.mot.vozil	99,5	124,6	99,6	91,3	34.1	Manufacture of motor vehicles
34.3	Pro.delov,opreme za mot.vozila	109,4	97,7	137,4	122,7	34.3	Mfr. of parts & accessories for motor vehicles & their engines
35	Pro.dr.vozil,plovil	99,9	103,8	109,2	109,0	35	Mfr. of other transport equipment
DN	Pro.pohišta,dr.pred.dej.,reciklaža	90,1	101,7	95,7	96,8	DN	Manufacturing not elsewhere classified
36	Pro.pohišta,dr.predelovalne dej.	89,0	103,1	94,6	95,7	36	Manufacture of furniture; manufacturing not elsewhere classified
36.1	Pro.pohišta	91,1	99,1	91,1	93,9	36.1	Manufacture of furniture
37	Reciklaža	101,9	90,2	108,3	106,7	37	Recycling
E	Oskrba z elektriko,plinom,vodo²⁾	112,7	92,9	98,2	100,0	E	Electricity, gas and water supply²⁾
40	Oskrba z el.,plinom,paro,toplo vodo ³⁾	112,7	92,9	98,2	100,0	40	Electricity, gas, steam & hot water ³⁾
40.1	Oskrba z elektriko	110,4	93,5	98,7	99,9	40.1	Production and distribution of electricity

1) Oddelek 11 (Pridelava nafte in zem. plina) ni vključen.

Devision 11 (Extraction of petroleum and natural gas) is excluded.

2) Oddelek 41 (Zbiranje, čiščenje in distribucija vode) ni vključen.

Devision 41(Collection, purification and distribution of water) is excluded.

3) Skupina 40.3 (Oskrba s paro in toplo vodo) ni vključena.

Group 40.3 (Steam and hot water supply) is excluded.

V tabeli so objavljeni le indeksi za tiste skupine, za katere je delež dodane vrednosti presegal prag 0,5% v industriji v letu 2000.

The table shows indices only for the groups whose share of value added is over 0.5% of the industry in the year 2000.



1.3 Indeksi obsega industrijske proizvodnje po dejavnostih, marec 2004

Production volume indices by activity, March 2004

		III 2004	III 2004	III 2004	I-III 2004		
		Ø 2003	I 2004	II 2003	I-II 2003		
Industrija skupaj		112,8	116,0	107,8	104,2	Industry	
Dejavnosti po namenu porabe proizvodov						Main industrial groups	
A	Proizvodi za vmesno porabo	114,7	111,4	107,1	106,4	A	Intermediate goods industries
AE	Energenti	121,4	106,2	103,5	104,7	AE	Energy related industries
AI	Surovine	113,1	112,8	108,1	106,8		Intermediate goods industries (except energy)
B	Proizvodi za investicije	113,3	110,5	107,8	107,0	B	Capital goods industries
C	Proizvodi za široko porabo	110,2	125,8	108,8	99,9	C	Consumer goods industries
CD	Trajni proizvodi za široko porabo	100,6	117,3	101,4	88,5	CD	Durable consumer goods industries
CN	Netrajni proizvodi za široko porabo	113,1	128,3	110,9	103,7	CN	Non-durable consumer goods industries
Dejavnosti po Standardni klasifikaciji dejavnosti (področja, podpodročja, oddelki in skupine)						Activities according to the Standard Classification of Activities (sectors, subsectors, divisions subdivisions)	
C	Rudarstvo	113,6	115,2	97,4	112,0	C	Mining and quarrying
CA	Pri.energetskih surovin ¹⁾	z	z	z	z	CA	Mining & quarrying of energy materials ¹⁾
10	Pri. črnega, rjavega premoga, lignita, šote	z	z	z	z	10	Mining of coal & lignite; extrac. of peat
10.2	Pri.rjavega premoga, lignita	z	z	z	z	10.2	Mining and agglomeration of lignite
CB	Pri.rud in kamnin brez energetskih	80,0	139,6	79,3	91,2	CB	Mining & quarrying except energy producing materials
14	Pri.dr.rudnin in kamnin	80,0	139,6	79,3	91,2	14	Other mining and quarrying
14.2	Pri.peska,gljne	86,8	139,8	78,0	91,9	14.2	Quarrying of sand and clay
D	Predelovalne dejavnosti	112,4	117,0	108,6	104,2	D	Manufacturing
DA	Pro.hrane,pijač,tobačnih izd.	94,2	116,7	103,5	102,5	DA	Mfr. of food; beverages and tobacco
15	Pro.hrane,pijač,krmil	94,9	117,0	106,8	104,1	15	Mfr. of food products & beverages
15.1	Pro.,konzerviranje mesa,mesnih izd.	102,1	120,6	110,4	105,2	15.1	Production,processing and preserving of meat and meat products
15.5	Pre.mleka in pro.mlečnih izd.	107,4	113,7	104,4	105,8	15.5	Manufacture of dairy products
15.8	Pro.dr. živil	103,6	113,6	104,5	103,8	15.8	Manufacture of other food products
15.9	Pro.pijač	65,8	134,9	91,6	88,8	15.9	Manufacture of beverages
16	Pro.tobačnih izdelkov	z	z	z	z	16	Mfr. of tobacco products
16.0	Pro.tobačnih izd.	z	z	z	z	16.0	Manufacture of tobacco products
DB	Pro. tekstilij;tekstilnih, krznenih izd.	106,2	109,6	104,6	91,1	DB	Mfr. of textiles and textile products
17	Pro.tekstilij	109,9	113,8	104,0	92,6	17	Manufacture of textiles
17.2	Tkanje tekstilij	104,7	109,5	97,9	83,7	17.2	Textile weaving
17.4	Pro.tekstilnih izd.brez oblačil	114,8	113,9	118,1	99,6	17.4	Mfr. of made-up textiles articles, except apparel
17.5	Pro.dr.tekstilij	119,2	116,9	117,1	110,0	17.5	Manufacture of other textiles
18	Pro.oblačil;strojenje,dodelava krzna	102,9	106,0	105,1	89,8	18	Mfr. wearing apparel; dressing and dyeing of fur
18.2	Pro.dr.oblačil,dodatkov	104,0	105,9	106,7	90,2	18.2	Mfr. of other wearing apparel and accessories
DC	Pro.usnja,usnjenih izd.	126,0	130,8	101,4	90,8	DC	Mfr. of leather and leather products
19	Pro.usnja,usnjenih izd.	126,0	130,8	101,4	90,8	19	Leather tanning and dressing; luggage, saddlery shoes etc manufacture
19.3	Pro.obutve	127,2	137,9	103,3	82,4	19.3	Manufacture of footwear
DD	Obdelava in predelava lesa	104,2	105,7	103,0	107,4	DD	Manufacture of wood and wood products
20	Obdelava in predelava lesa	104,2	105,7	103,0	107,4	20	Mfr. of wood & wood, cork, straw and plaiting materials products
20.1	Žaganje,skobljanje,impregniranje lesa	96,1	97,5	79,7	100,8	20.1	Sawmilling and planing of wood, impregnation of wood
20.2	Pro.furnirja,vezanega lesa,plošč	123,5	107,6	123,6	120,7	20.2	Mfr. of veneer sheets, plywood,laminboard, particle board, etc.
20.3	Stavbno mizarstvo	95,8	109,5	111,2	106,2	20.3	Mfr. of builders' carpentry and joinery
20.5	Pro.dr.izd.iz lesa,plute,protja	119,0	109,5	99,7	93,8	20.5	Mfr. of other wood, cork,straw and plaiting materials products
DE	Pro.vlaknin,papirja;založništvo, tiskar.	113,6	121,6	104,2	101,6	DE	Mfr. of pulp,paper and paper products; publishing and printing
21	Pro.vlaknin,papirja ter izdelkov iz njih	113,4	111,5	105,7	103,0	21	Mfr of pulp, paper & paper products
21.1	Pro.vlaknin,papirja,kartona	118,7	112,7	106,8	103,9	21.1	Mfr. of pulp, paper and paperboard
21.2	Pro.izd.iz papirja,kartona	105,2	109,5	103,8	101,4	21.2	Mfr. of articles of paper and paperboard
22	Založništvo,tiskarstvo	113,8	129,4	103,2	100,7	22	Publishing, printing & reproduction of recorded media
22.1	Založništvo	112,9	148,1	113,7	101,4	22.1	Publishing
22.2	Tiskarstvo	114,6	115,8	95,0	100,0	22.2	Printing and services activities related to printing
DF	Pro.koksa,naftnih deriv.,jedrskega goriva	96,2	114,3	106,3	85,2	DF	Mfr. of coke, petroleum prods.& nuc. fuel
23	Pro.koksa,naftnih deriv.,jedrskega goriva	96,2	114,3	106,3	85,2	23	Mfr. of coke, refined petroleum products & nuclear fuel
DG	Pro.kemikalij,kemičnih izd.,umetnih vl.	131,4	137,8	121,5	112,1	DG	Mfr. of chemicals, chemical products &man-made fibres
24	Pro.kemikalij,kemičnih izd.,umetnih vl.	131,4	137,8	121,5	112,1	24	Mfr. chemicals & chemical products
24.1	Pro.osnovnih kemikalij	113,7	98,7	105,8	106,3	24.1	Manufacture of basic chemicals
24.3	Pro.kritnih barv,lakov,kitov,ipd.	113,6	125,3	112,2	111,6	24.3	Mfr.of paints,varnishes, printing ink and mastics
24.4	Pro.farmaceutskih izd.	142,0	154,2	131,9	117,8	24.4	Mfr. pharmaceuticals, medicinal chemicals & botanical products
24.5	Pro.mil,čistilnih sredstev,parfumov,ipd.	121,4	119,5	116,2	113,8	24.5	Mfr. soap, cleaning, polishing, perfumes & toilet preparations
24.6	Pro.dr.kemičnih izd.	100,3	116,0	115,9	102,1	24.6	Mfr. of other chemical products

1.3 Indeksi obsega industrijske proizvodnje po dejavnostih, marec 2004 (nadaljevanje)

Production volume indices by activity, March 2004 (continued)

		III 2004	III 2004	III 2004	I-III 2004		
		Ø 2003	II 2004	III 2003	I-III 2003		
DH	Pro.izd.iz gume in plastičnih mas	110,6	109,6	108,3	105,9	DH	Mfr. of rubber and plastic products
25	Pro.izd.iz gume in plastičnih mas	110,6	109,6	108,3	105,9	25	Mfr. of rubber & plastic products
25.1	Pro.izd.iz gume	112,1	109,5	103,7	103,6	25.1	Manufacture of rubber products
25.2	Pro.izd.iz plastičnih mas	109,3	109,6	112,5	108,0	25.2	Manufacture of plastic products
DI	Pro.dr.nekovinskih mineralnih izd.	93,9	127,6	96,7	96,5	DI	Mfr. of other non-metallic mineral products
26	Pro.dr.nekovinskih mineralnih izd.	93,9	127,6	96,7	96,5		Mfr. of other non-metallic mineral products
26.1	Pro.stekla,steklenih izd.	97,7	88,9	93,4	99,9		Manufacture of glass and glass products
26.5	Pro.cementa,apna,mavca	104,8	138,2	96,8	111,2	26.5	Mfr. of cement, lime and plaster
26.6	Pro.izd.iz betona,mavca,cementa	88,9	129,0	88,7	93,4	26.6	Mfr. of articles of concrete, plaster and cement
26.8	Pro.brusil,dr.nekovinskih mineral.izd.	90,6	149,2	103,5	93,7	26.8	Mfr. of other non-metal. mineral products
DJ	Pro.kovin in kovinskih izd.	113,1	118,7	107,9	101,3	DJ	Mfr. of basic metals & fabricated metal products
27	Pro.kovin	118,3	127,2	109,2	100,7	27	Manufacture of basic metals
27.1	Pro. železa,jekla,ferozliti	112,9	146,0	101,7	87,5	27.1	Mfr. of basic iron and steel and of ferro-alloys
27.4	Pro.plemenitih in neželeznih kovin	122,4	121,9	114,8	110,9	27.4	Mfr. of basic precious and non-ferrous metals
27.5	Livarstvo	120,9	112,2	113,6	105,1	27.5	Casting of metals
28	Pro.kovinskih izd. brez strojev in naprav	110,3	114,3	107,2	101,7	28	Mfr. of fabricated metal products, except machinery & equipment
28.1	Pro.gradbenih kovinskih konstrukcij	105,7	108,3	117,8	120,6	28.1	Mfr. of structural metal products
28.5	Površin.obdelava kovin;mehanična dela	115,7	117,9	95,0	82,0	28.5	Treatment and coating of metals; general mechanical engineering
28.6	Pro.rezil,orodja,okovja	108,9	120,9	104,4	95,7	28.6	Mfr. of cutlery, tools and general hardware
28.7	Pro.dr.kovinskih izd.	122,3	117,1	114,7	107,0	28.7	Mfr. of other fabricated metal products
DK	Pro.strojev in naprav	112,6	113,3	100,8	103,2	DK	Mfr. of machinery and equipment nec.
29	Pro.strojev in naprav	112,6	113,3	100,8	103,2	29	Mfr. of machinery & equipment nec
29.1	Pro.strojev,brez motorjev za vozila	109,3	93,8	101,5	121,3	29.1	Mfr. for mechanical power, not engines
29.2	Pro.peči,dvigal,dr.naprav	129,8	123,3	103,6	106,4	29.2	Mfr. of other general purpose machinery
29.4	Pro.obdelovalnih strojev	67,7	80,5	49,8	65,5	29.4	Manufacture of machine tools
29.5	Pro.strojev za dr.posebne namene	111,9	126,4	104,7	92,4	29.5	Mfr. of other special purpose machinery
29.7	Pro.gospodinjskih naprav	114,6	119,4	110,5	105,4	29.7	Mfr. of domestic appliances nec.
DL	Pro.električne,optične opreme	119,7	101,1	120,1	114,6	DL	Mfr. of electrical and optical equipment
30	Pro.pisarniških strojev,računalnikov	114,0	126,1	131,2	95,2	30	Mfr. of office machinery & computers
31	Pro.el.strojev,naprav	141,0	98,0	130,4	138,2	31	Mfr. of electrical machinery and apparatus nec
31.1	Pro.elektromot.,generator.,transformat.	123,4	111,8	108,9	102,8	31.1	Mfr. of electric motors, generators and transformers
31.2	Pro.naprav za distrib.,krmiljenje el.	173,2	62,7	163,3	248,5	31.2	Mfr. of electricity distribution and control apparatus
31.3	Pro.izoliranih el.kablov,žic	163,5	159,5	163,9	129,0	31.3	Mfr. of insulated wire and cable
31.6	Pro.dr.el.opreme za stroje in dr.	157,6	110,4	146,5	149,1	31.6	Mfr. of electrical equipment nec.
32	Pro.RTV,komunikacijskih naprav, opreme	100,4	100,2	105,7	102,8	32	Mfr. of radio, TV & communication equipment & apparatus
32.1	Pro.elektron,dr.elektron.komponent	124,1	117,3	108,2	107,7	32.1	Mfr. of electronic valves & tubes & other electronic components
32.2	Pro.RTV oddajnikov,TT naprav	93,6	90,9	119,3	114,1	32.2	Mfr. of TV & radio transmitters & line telephony & telegraphy
33	Pro.medicin.,finomehan.,optičnih instr.	91,5	112,0	105,7	78,1	33	Mfr. Medical, precision & optical instruments,watches & clocks
33.2	Pro.merilnih,kontrolnih,navigac.instr.	121,6	112,0	116,5	115,3	33.2	Mfr. of instruments & appliances for measuring etc.
33.4	Pro.optičnih instr.in fotoopreme	46,7	107,4	72,8	41,0	33.4	Mfr. of optical and photographic equip.
DM	Pro.vozil in plovil	122,5	120,6	113,3	107,2	DM	Manufacture of transport equipment
34	Pro.mot.vozil,prikolic,polprikolic	124,8	122,4	114,8	106,9	34	Mfr. of motor vehicles, trailers and semi-trailers
34.1	Pro.mot.vozil	119,5	120,1	102,2	95,4	34.1	Manufacture of motor vehicles
34.3	Pro.delov,opreme za mot.vozila	136,1	124,4	137,2	127,8	34.3	Mfr. of parts & accessories for motor vehicles & their engines
35	Pro.dr.vozil,plovil	112,4	112,5	106,9	108,3	35	Mfr. of other transport equipment
DN	Pro.pohištva,dr.pred.dej.,reciklaža	108,7	120,7	105,5	99,9	DN	Manufacturing not elsewhere classified
36	Pro.pohištva,dr.predelovalne dej.	107,4	120,7	104,4	98,8	36	Manufacture of furniture; manufacturing not elsewhere classified
36.1	Pro.pohištva	106,0	116,3	106,0	98,0	36.1	Manufacture of furniture
37	Reciklaža	122,5	120,2	117,7	110,5	37	Recycling
E	Oskrba z elektriko,plinom,vodo²⁾	118,5	105,2	103,1	101,0	E	Electricity, gas and water supply²⁾
40	Oskrba z el.,plinom,paro,toplo vodo ³⁾	118,5	105,2	103,1	101,0	40	Electricity, gas, steam & hot water ³⁾
40.1	Oskrba z elektriko	116,7	105,7	102,3	100,7	40.1	Production and distribution of electricity

1) Oddelek 11 (Pridelava nafte in zem. plina) ni vključen.
Division 11 (Extraction of petroleum and natural gas) is excluded.

2) Oddelek 41 (Zbiranje, čiščenje in distribucija vode) ni vključen.
Division 41 (Collection, purification and distribution of water) is excluded.

3) Skupina 40.3 (Oskrba s paro in toplo vodo) ni vključena.
Group 40.3 (Steam and hot water supply) is excluded.

V tabeli so objavljeni le indeksi za tiste skupine, za katere je delež dodane vrednosti presegal prag 0,5% v industriji v letu 2000.
The table shows indices only for the groups whose share of value added is over 0.5% of the industry in the year 2000.



2. Trendni indeksi obsega industrijske proizvodnje po metodi TRAMO-SEATS, 2003-2004

Trend-indices of industrial production by the TRAMO-SEATS method, 2003-2004

Industrijska proizvodnja skupaj

Izvirni indeks Ø 2003=100

Total industrial production

Original index Ø 2003=100

	Jan Jan	Feb Feb	Mar Mar	Apr Apr	Maj May	Jun Jun	Jul Jul	Avg Aug	Sep Sep	Okt Oct	Nov Nov	Dec Dec
2003	98,5	98,8	99,0	99,1	99,2	99,3	99,7	100,2	100,8	101,5	101,8	101,9
2004	101,9	101,9	102,1									

Rudarstvo

Izvirni indeks Ø 2003=100

Mining and quarrying

Original index Ø 2003=100

	Jan Jan	Feb Feb	Mar Mar	Apr Apr	Maj May	Jun Jun	Jul Jul	Avg Aug	Sep Sep	Okt Oct	Nov Nov	Dec Dec
2003	95,1	96,1	97,4	98,4	99,0	99,6	100,0	100,1	100,2	100,2	99,9	99,6
2004	99,5	99,4	99,0									

Predelovalne dejavnosti

Izvirni indeks Ø 2003=100

Manufacturing

Original index Ø 2003=100

	Jan Jan	Feb Feb	Mar Mar	Apr Apr	Maj May	Jun Jun	Jul Jul	Avg Aug	Sep Sep	Okt Oct	Nov Nov	Dec Dec
2003	98,5	98,7	98,8	98,9	99,0	99,2	99,5	100,1	100,8	101,6	102,1	102,3
2004	102,2	102,2	102,4									

Oskrba z elektriko, plinom in vodo

Izvirni indeks Ø 2003=100

Electricity, gas and water supply

Original index Ø 2003=100

	Jan Jan	Feb Feb	Mar Mar	Apr Apr	Maj May	Jun Jun	Jul Jul	Avg Aug	Sep Sep	Okt Oct	Nov Nov	Dec Dec
2003	104,0	103,8	103,4	103,0	102,7	102,5	102,1	101,8	101,5	101,1	100,7	100,9
2004	101,6	102,4	102,9									

Dejavnosti po namenu porabe proizvodov

Main industrial groups

A Proizvodi za vmesno porabo

Izvirni indeks Ø 2003=100

A Intermediate goods industries

Original index Ø 2003=100

	Jan Jan	Feb Feb	Mar Mar	Apr Apr	Maj May	Jun Jun	Jul Jul	Avg Aug	Sep Sep	Okt Oct	Nov Nov	Dec Dec
2003	98,2	98,5	99,2	99,7	99,8	99,9	99,9	100,1	100,8	101,6	101,7	102,1
2004	103,2	104,0	104,2									

B Proizvodi za investicije

Izvirni indeks Ø 2003=100

B Capital goods industries

Original index Ø 2003=100

	Jan Jan	Feb Feb	Mar Mar	Apr Apr	Maj May	Jun Jun	Jul Jul	Avg Aug	Sep Sep	Okt Oct	Nov Nov	Dec Dec
2003	99,9	100,2	100,6	100,9	101,3	101,7	102,1	102,5	102,9	103,3	103,7	104,1
2004	104,5	104,9	105,3									

C Proizvodi za investicije

Izvirni indeks Ø 2003=100

C Capital goods industries

Original index Ø 2003=100

	Jan Jan	Feb Feb	Mar Mar	Apr Apr	Maj May	Jun Jun	Jul Jul	Avg Aug	Sep Sep	Okt Oct	Nov Nov	Dec Dec
2003	99,0	99,4	99,3	99,1	98,9	98,9	99,1	99,5	100,2	100,9	101,6	101,6
2004	101,0	100,7	101,0									



3. Desezonirane vrednosti indeksa industrijske proizvodnje po metodi TRAMO-SEATS, 2003-2004

Production volume indices - seasonally adjusted by the TRAMO-SEATS method, 2003-2004

Industrijska proizvodnja skupaj

Total industrial production

Izvirni indeks Ø 2003=100

Original index Ø 2003=100

	Jan Jan	Feb Feb	Mar Mar	Apr Apr	Maj May	Jun Jun	Jul Jul	Avg Aug	Sep Sep	Okt Oct	Nov Nov	Dec Dec
2003	97,7	99,9	99,0	99,2	99,6	99,0	99,5	99,9	101,1	102,4	103,0	101,5
2004	102,9	101,0	102,5									

Rudarstvo

Mining and quarrying

Izvirni indeks Ø 2003=100

Original index Ø 2003=100

	Jan Jan	Feb Feb	Mar Mar	Apr Apr	Maj May	Jun Jun	Jul Jul	Avg Aug	Sep Sep	Okt Oct	Nov Nov	Dec Dec
2003	92,4	89,8	102,8	102,7	97,6	99,8	108,4	95,0	102,7	104,6	99,9	96,5
2004	101,9	100,7	101,6									

Predelovalne dejavnosti

Manufacturing

Izvirni indeks Ø 2003=100

Original index Ø 2003=100

	Jan Jan	Feb Feb	Mar Mar	Apr Apr	Maj May	Jun Jun	Jul Jul	Avg Aug	Sep Sep	Okt Oct	Nov Nov	Dec Dec
2003	98,1	99,9	98,8	98,8	99,5	98,9	98,7	100,0	100,9	102,3	103,6	102,5
2004	103,0	101,0	102,8									

Oskrba z elektriko, plinom in vodo

Electricity, gas and water supply

Izvirni indeks Ø 2003=100

Original index Ø 2003=100

	Jan Jan	Feb Feb	Mar Mar	Apr Apr	Maj May	Jun Jun	Jul Jul	Avg Aug	Sep Sep	Okt Oct	Nov Nov	Dec Dec
2003	101,0	107,3	101,5	101,0	99,7	103,3	103,4	95,1	105,6	100,9	90,7	92,1
2004	102,6	104,6	104,5									

Dejavnosti po namenu porabe proizvodov

Main industrial groups

A Proizvodi za vmesno porabo

A Intermediate goods industries

Izvirni indeks Ø 2003=100

Original index Ø 2003=100

	Jan Jan	Feb Feb	Mar Mar	Apr Apr	Maj May	Jun Jun	Jul Jul	Avg Aug	Sep Sep	Okt Oct	Nov Nov	Dec Dec
2003	97,4	97,7	100,2	100,3	100,3	99,8	100,9	98,1	101,4	103,5	101,4	100,3
2004	104,4	105,6	103,8									

B Proizvodi za investicije

B Capital goods industries

Izvirni indeks Ø 2003=100

Original index Ø 2003=100

	Jan Jan	Feb Feb	Mar Mar	Apr Apr	Maj May	Jun Jun	Jul Jul	Avg Aug	Sep Sep	Okt Oct	Nov Nov	Dec Dec
2003	98,2	96,7	99,2	98,0	98,0	96,7	102,7	101,4	103,7	106,3	101,3	99,7
2004	105,0	104,8	103,2									

C Proizvodi za investicije

C Capital goods industries

Izvirni indeks Ø 2003=100

Original index Ø 2003=100

	Jan Jan	Feb Feb	Mar Mar	Apr Apr	Maj May	Jun Jun	Jul Jul	Avg Aug	Sep Sep	Okt Oct	Nov Nov	Dec Dec
2003	97,6	102,7	99,7	97,9	99,0	98,5	96,7	100,2	99,7	99,4	106,5	103,2
2004	100,6	96,5	102,4									



4. Indeksi industrijske proizvodnje prilagojeni glede na različno število delovnih dni po metodi TRAMO-SEATS, 2003-2004

Production volume indices - working day adjusted with TRAMO-SEATS, 2003-2004

Industrijska proizvodnja skupaj

Izvirni indeks \emptyset 2000=100

Total industrial production

Original index \emptyset 2000=100

	Jan Jan	Feb Feb	Mar Mar	Apr Apr	Maj May	Jun Jun	Jul Jul	Avg Aug	Sep Sep	Okt Oct	Nov Nov	Dec Dec
2003	99,8	100,1	111,6	106,0	108,6	106,2	104,2	90,1	111,0	117,1	116,1	99,9
2004	103,1	100,4	112,2									

Predelovalne dejavnosti

Izvirni indeks \emptyset 2000=100

Manufacturing

Original index \emptyset 2000=100

	Jan Jan	Feb Feb	Mar Mar	Apr Apr	Maj May	Jun Jun	Jul Jul	Avg Aug	Sep Sep	Okt Oct	Nov Nov	Dec Dec
2003	98,6	99,0	110,6	105,6	110,7	107,1	103,7	91,7	110,8	117,3	117,9	99,9
2004	102,6	99,8	111,6									

Dejavnosti po namenu porabe proizvodov

Main industrial groups

A Proizvodi za vmesno porabo

Izvirni indeks \emptyset 2000=100

A Intermediate goods industries

Original index \emptyset 2000=100

	Jan Jan	Feb Feb	Mar Mar	Apr Apr	Maj May	Jun Jun	Jul Jul	Avg Aug	Sep Sep	Okt Oct	Nov Nov	Dec Dec
2003	101,4	100,1	113,5	108,4	108,5	106,4	105,5	89,0	110,8	116,0	109,6	95,7
2004	104,7	104,4	113,1									

B Proizvodi za investicije

Izvirni indeks \emptyset 2000=100

B Capital goods industries

Original index \emptyset 2000=100

	Jan Jan	Feb Feb	Mar Mar	Apr Apr	Maj May	Jun Jun	Jul Jul	Avg Aug	Sep Sep	Okt Oct	Nov Nov	Dec Dec
2003	105,6	105,9	119,8	112,3	116,8	114,1	112,8	89,8	126,1	139,0	116,8	99,1
2004	108,8	109,8	116,3									

C Proizvodi za široko porabo

Izvirni indeks \emptyset 2000=100

C Consumer goods industries

Original index \emptyset 2000=100

	Jan Jan	Feb Feb	Mar Mar	Apr Apr	Maj May	Jun Jun	Jul Jul	Avg Aug	Sep Sep	Okt Oct	Nov Nov	Dec Dec
2003	95,0	97,4	105,8	100,2	105,7	102,8	98,5	90,8	104,4	109,1	124,7	105,4
2004	98,6	90,9	108,8									

5. Ponderji za področja, podpodročja in oddelke Standardne klasifikacije dejavnosti, leto 2004 (v %)¹⁾Weights for sectors, subsectors and divisions of Standard Classification of Activities, 2004 (in %)¹⁾

Industrija skupaj		100,00	Industry	
C	Rudarstvo	3,01	C	Mining and quarrying
CA	Pri.energetskih surovin ²⁾	1,99	CA	Mining & quarrying of energy materials ²⁾
10	Pri. črnega, rjavega premoga, lignita, šote	1,99	10	Mining of coal & lignite; extrac. of peat
CB	Pri.rud in kamnin, razen energetskih	1,03	CB	Mining & quarrying except energy producing materials
14	Pri.dr.rudnin in kamnin	1,03	14	Other mining and quarrying
D	Predelovalne dejavnosti	90,23	D	Manufacturing
DA	Pro.hrane, pijač, tobačnih izd.	10,01	DA	Mfr. of food; beverages and tobacco
15	Pro.hrane, pijač, krmil	9,47	15	Mfr. of food products & beverages
16	Pro. tobačnih izd.	0,54	16	Mfr. of tobacco products
DB	Pro. tekstilij; tekstilnih, krznenih izd.	5,51	DB	Mfr. of textiles and textile products
17	Pro. tekstilij	2,55	17	Manufacture of textiles
18	Pro. oblačil; strojenje, dodelava krzna	2,96	18	Mfr. wearing apparel; dressing fur
DC	Pro. usnja, usnjenih izd.	1,15	DC	Mfr. of leather and leather products
19	Pro. usnja, usnjenih izd.	1,15	19	Leather tanning; mrf luggage, etc
DD	Obdelava in predelava lesa	3,51	DD	Manufacture of wood and wood products
20	Obdelava in predelava lesa	3,51	20	Mfr. of wood & wood, cork, etc goods
DE	Pro. vlaknin, papirja; založništvo, tiskar.	8,00	DE	Mfr. of paper; publishing and printing
21	Pro.vlaknin, papirja ter izd.iz papirja in kartona	3,22	21	Mfr of pulp, paper & paper products
22	Založništvo, tiskarstvo, razmnoževanje pos. nos.	4,78	22	Publishing, printing & record media
DF	Pro. koksa, naftnih deriv., jedrskega goriva	0,01	DF	Mfr. of coke, petroleum prods.&nuc. fuel
23	Pro. koksa, naftnih deriv., jedrskega goriva	0,01	23	Mfr. coke, petroleum prods & nuclear
DG	Pro.kemikalij, kemičnih izd., um. vl.	10,75	DG	Mfr. of chemicals, prod.&man-made fibres
24	Pro. kemikalij, kemčnih izd., um. vl.	10,75	24	Mfr. chemicals & chemical products
DH	Pro.izd.iz gume in plastičnih mas	4,69	DH	Mfr. of rubber and plastic products
25	Pro.izd.iz gume in plastičnih mas	4,69	25	Mfr. of rubber & plastic products
DI	Pro. dr. nekovinskih mineralnih izd.	4,64	DI	Mfr. of other non-metal.mineral products
26	Pro.dr.nekovinskih mineralnih izd.	4,64	26	Mfr. other non-metal mineral prods
DJ	Pro.kovin in kovinskih izd.	14,25	DJ	Mfr. of basic metals & fabricated products
27	Pro. kovin	4,94	27	Manufacture of basic metals
28	Pro. kovinskih izd. razen strojev in naprav	9,31	28	Mfr. fabricated metal, not machines
DK	Pro. strojev in naprav	8,26	DK	Mfr. of machinery and equipment nec.
29	Pro. strojev in naprav	8,26	29	Mfr of machinery & equipment nec
DL	Pro. električne, optične opreme	10,94	DL	Mfr. of electrical and optical equipment
30	Pro. pisarniških strojev, računalnikov	0,20	30	Mfr. of office machinery & computers
31	Pro.el.strojev, aparatov	5,70	31	Mfr. of electrical machinery etc nec
32	Pro. rtv, komunikacijskih aparatov in opreme	2,49	32	Mfr. of radio, tv & equipment
33	Pro.medicin., finomehan., optičnih instr. ter ur	2,55	33	Mfr. medical & precision instruments
DM	Pro. vozil in plovil	3,52	DM	Manufacture of transport equipment
34	Pro. mot. vozil, prikolic, polprikolic	2,87	34	Mfr. of motor vehicles, trailers etc
35	Pro. dr. vozil, plovil	0,65	35	Mfr. of other transport equipment
DN	Pro. pohištva, dr. pred. dej., reciklaža	5,01	DN	Manufacturing nec.
36	Pro. pohištva, dr. predelovalne dej.	4,58	36	Mfr. of furniture; manufacturing nec
37	Reciklaža	0,43	37	Recycling
E	Oskrba z el.energijo, plinom in vodo ³⁾	6,76	E	Electricity, gas and water supply ³⁾
40	Oskrba z el.energijo, plinom, paro in toplo vodo ⁴⁾	6,76	40	Electricity, gas, steam & hot water ⁴⁾

1) Ponderji so bili izračunani na osnovi podatkov iz leta 2000.
Weights were calculated on the bases of data from the year 2000.

2) Oddelek 11 ni vključen.
Devision 11 is excluded.

3) Oddelek 41 ni vključen.
Devision 41 is excluded.

4) Skupina 40.3 ni vključena.
Group 40.3 is excluded.



6.1 Indeksi obsega zalog industrijskih proizvodov po dejavnostih, januar 2004
Stock volume indices by activity, January 2004

	I 2004 Ø 2003	I 2004 XII 2003	I 2004 I 2003	
Industrija skupaj	112,1	111,6	120,0	Industry
Dejavnosti po namenu porabe proizvodov				Main industrial groups
A Proizvodi za vmesno porabo	100,2	93,0	103,0	A Intermediate goods industries
AE Energenti	98,8	75,6	101,5	AE Energy related industries
AI Surovine	100,2	93,6	103,1	AI Intermediate goods industries (except energy)
B Proizvodi za investicije	198,4	204,0	212,9	B Capital goods industries
C Proizvodi za široko porabo	103,8	110,3	116,1	C Consumer goods industries
CD Trajni proizvodi za široko porabo	125,4	157,3	167,7	CD Durable consumer goods industries
CN Netrajni proizvodi za široko porabo	96,5	96,2	100,7	CN Non-durable consumer goods industries
Dejavnosti po Standardni klasifikaciji dejavnosti (področja, podpodročja, oddelki in skupine)				Activities according to the Standard Classification of Activities (sectors, subsectors, divisions subdivisions)
C Rudarstvo	211,1	162,5	225,4	C Mining and quarrying
CA Pri.energetskih surovin ¹⁾	z	z	z	CA Mining & quarrying of energy materials ¹⁾
10 Pri. črnega, rjavega premoga, lignita, šote	z	z	z	10 Mining of coal & lignite; extrac. of peat
10.2 Pri.rjavega premoga, lignita	z	z	z	10.2 Mining and agglomeration of lignite
CB Pri.rud in kamnin brez energetskih	441,2	342,8	491,9	CB Mining & quarrying except energy producing materials
14 Pri.dr.rudnin in kamnin	441,2	342,8	491,9	14 Other mining and quarrying
14.2 Pri.peska,gline	130,0	102,6	143,1	14.2 Quarrying of sand and clay
D Predelovalne dejavnosti	108,9	109,1	116,6	D Manufacturing
DA Pro.hrane,pijač,tobačnih izd.	100,9	103,8	94,5	DA Mfr. of food; beverages and tobacco
15 Pro.hrane,pijač,krmil	97,9	100,4	96,8	15 Mfr. of food products & beverages
15.1 Pro.,konzerviranje mesa,mesnih izd.	119,0	141,6	127,6	15.1 Production,processing and preserving of meat and meat products
15.5 Pre.mleka in pro.mlečnih izd.	95,3	123,1	70,8	15.5 Manufacture of dairy products
15.8 Pro.dr. živil	61,4	57,8	61,0	15.8 Manufacture of other food products
15.9 Pro.pijač	121,8	110,8	122,2	15.9 Manufacture of beverages
16 Pro.tobačnih izdelkov	z	z	z	16 Mfr. of tobacco products
16.0 Pro.tobačnih izd.	z	z	z	16.0 Manufacture of tobacco products
DB Pro. tekstilij,tekstilnih, krznenih izd.	69,9	73,3	71,2	DB Mfr. of textiles and textile products
17 Pro.tekstilij	70,9	72,7	72,9	17 Manufacture of textiles
17.2 Tkanje tekstilij	84,2	82,5	82,7	17.2 Textile weaving
17.4 Pro.tekstilnih izd.brez oblačil	69,0	68,0	72,6	17.4 Mfr. of made-up textiles articles, except apparel
17.5 Pro.dr.tekstilij	100,3	103,6	99,5	17.5 Manufacture of other textiles
18 Pro.oblačil;strojenje,dodelava krzna	69,1	73,9	69,8	18 Mfr. wearing apparel; dressing and dyeing of fur
18.2 Pro.dr.oblačil,dodatkov	69,0	74,4	69,2	18.2 Mfr. of other wearing apparel and accessories
DC Pro.usnja,usnjenih izd.	82,8	87,8	76,9	DC Mfr. of leather and leather products
19 Pro.usnja,usnjenih izd.	82,8	87,8	76,9	19 Leather tanning and dressing; luggage, saddlery shoes etc manufacture
19.3 Pro.obutve	95,7	95,9	92,4	19.3 Manufacture of footwear
DD Obdelava in predelava lesa	99,9	92,0	106,7	DD Manufacture of wood and wood products
20 Obdelava in predelava lesa	99,9	92,0	106,7	20 Mfr. of wood & wood, cork, straw and plaiting materials products
20.1 Žaganje,skobljanje,impregniranje lesa	94,0	81,2	110,4	20.1 Sawmilling and planing of wood, impregnation of wood
20.2 Pro.furnirja,vezanega lesa,plošč	97,1	87,4	106,0	20.2 Mfr. of veneer sheets, plywood,laminboard, particle board, etc.
20.3 Stavbno mizarstvo	104,5	102,6	102,9	20.3 Mfr. of builders' carpentry and joinery
20.5 Pro.dr.izd.iz lesa,plute,protja	92,1	85,1	98,8	20.5 Mfr. of other wood, cork,straw and plaiting materials products
DE Pro.vlaknin,papirja;založništvo, tiskar.	88,5	89,6	101,6	DE Mfr. of pulp,paper and paper products; publishing and printing
21 Pro.vlaknin,papirja ter izdelkov iz njih	104,3	106,0	110,8	21 Mfr of pulp, paper & paper products
21.1 Pro.vlaknin,papirja,kartona	110,5	106,2	115,8	21.1 Mfr. of pulp, paper and paperboard
21.2 Pro.izd.iz papirja,kartona	94,6	106,6	103,0	21.2 Mfr. of articles of paper and paperboard
22 Založništvo,tiskarstvo	76,8	77,4	95,3	22 Publishing, printing & reproduction of recorded media
22.1 Založništvo	64,9	58,0	82,2	22.1 Publishing
22.2 Tiskarstvo	90,8	104,6	110,5	22.2 Printing and services activities related to printing
DF Pro.koksa,naftnih deriv.,jedrskega goriva	77,8	84,9	76,4	DF Mfr. of coke, petroleum prods.& nuc. fuel
23 Pro.koksa,naftnih deriv.,jedrskega goriva	77,8	84,9	76,4	23 Mfr. of coke, refined petroleum products & nuclear fuel
DG Pro.kemikalij,kemičnih izd.,umetnih vl.	115,3	109,1	120,9	DG Mfr. of chemicals, chemical products &man-made fibres
24 Pro.kemikalij,kemičnih izd.,umetnih vl.	115,3	109,1	120,9	24 Mfr. chemicals & chemical products
24.1 Pro.osnovnih kemikalij	105,7	99,6	108,2	24.1 Manufacture of basic chemicals
24.3 Pro.kritnih barv,lakov,kitov,ipd.	91,8	98,5	88,2	24.3 Mfr.of paints, varnishes, printing ink and mastics
24.4 Pro.farmaceutskih izd.	126,1	114,2	142,0	24.4 Mfr. pharmaceuticals, medicinal chemicals & botanical products
24.5 Pro.mil,čistilnih sredstev,parfumov,ipd.	113,4	104,2	109,2	24.5 Mfr. soap, cleaning, polishing, perfumes & toilet preparations
24.6 Pro.dr.kemičnih izd.	129,2	145,7	128,4	24.6 Mfr. of other chemical products

6.1 Indeksi obsega zalog industrijskih proizvodov po dejavnostih, januar 2004 (nadaljevanje)

Stock volume indices by activity, January 2004 (continued)

		I 2004	I 2004	I 2004		
		Ø 2003	XII 2003	I 2003		
DH	Pro.izd.iz gume in plastičnih mas	120,4	120,6	128,4	DH	Mfr. of rubber and plastic products
25	Pro.izd.iz gume in plastičnih mas	120,4	120,6	128,4	25	Mfr. of rubber & plastic products
25.1	Pro.izd.iz gume	91,8	98,6	89,0	25.1	Manufacture of rubber products
25.2	Pro.izd.iz plastičnih mas	143,4	137,8	162,9	25.2	Manufacture of plastic products
DI	Pro.dr.nekovinskih mineralnih izd.	87,8	78,1	88,6	DI	Mfr. of other non-metallic mineral products
26	Pro.dr.nekovinskih mineralnih izd.	87,8	78,1	88,6	26	Mfr. of other non-metallic mineral products
26.1	Pro.stekla,steklenih izd.	87,7	86,4	88,8	26.1	Manufacture of glass and glass products
26.5	Pro.cementa,apna,mavca	67,3	56,4	46,7	26.5	Mfr. of cement, lime and plaster
26.6	Pro.izd.iz betona,mavca,cementa	64,8	60,4	73,6	26.6	Mfr. of articles of concrete, plaster and cement
26.8	Pro.brusil,dr.nekovinskih mineral.izd.	100,8	83,5	102,9	26.8	Mfr. of other non-metal. mineral products
DJ	Pro.kovin in kovinskih izd.	110,3	105,9	109,4	DJ	Mfr. of basic metals & fabricated metal products
27	Pro.kovin	136,9	108,3	130,7	27	Manufacture of basic metals
27.1	Pro. železa,jekla,ferozliti	119,2	98,4	123,2	27.1	Mfr. of basic iron and steel and of ferro-alloys
27.4	Pro.plemenitih in neželeznih kovin	160,7	124,1	139,5	27.4	Mfr. of basic precious and non-ferrous metals
27.5	Livarstvo	130,6	100,4	137,3	27.5	Casting of metals
28	Pro.kovinskih izd. brez strojev in naprav	96,9	104,1	98,0	28	Mfr. of fabricated metal products, except machinery & equipment
28.1	Pro.gradbenih kovinskih konstrukcij	69,7	108,1	58,0	28.1	Mfr. of structural metal products
28.5	Površin.obdelava kovin;mehanična dela	7,5	15,3	2,6	28.5	Treatment and coating of metals; general mechanical engineering
28.6	Pro.rezil,orodja,okovja	116,9	103,5	119,8	28.6	Mfr. of cutlery, tools and general hardware
28.7	Pro.dr.kovinskih izd.	107,0	109,9	112,5	28.7	Mfr. of other fabricated metal products
DK	Pro.strojev in naprav	78,9	94,1	84,3	DK	Mfr. of machinery and equipment nec.
29	Pro.strojev in naprav	78,9	94,1	84,3	29	Mfr. of machinery & equipment nec
29.1	Pro.strojev,brez motorjev za vozila	91,5	124,1	104,3	29.1	Mfr. machinery for mechanical power, save aircraft, etc engines
29.2	Pro.peči,dvigal,dr.naprav	69,0	62,4	50,3	29.2	Mfr. of other general purpose machinery
29.4	Pro.obdelovalnih strojev	67,7	97,5	110,7	29.4	Manufacture of machine tools
29.5	Pro.strojev za dr.posebne namene	97,1	117,6	101,1	29.5	Mfr. of other special purpose machinery
29.7	Pro.gospodinjstkih naprav	71,1	85,2	76,7	29.7	Mfr. of domestic appliances nec.
DL	Pro.električne,optične opreme	179,3	196,1	234,3	DL	Mfr. of electrical and optical equipment
30	Pro.pisarniških strojev,računalnikov	110,0	63,4	99,0	30	Mfr. of office machinery & computers
31	Pro.el.strojev,naprav	111,1	112,0	119,7	31	Mfr. of electrical machinery and apparatus nec
31.1	Pro.elektromot.,generator.,transformat.	105,3	105,4	119,4	31.1	Mfr. of electric motors, generators and transformers
31.2	Pro.naprav za distrib.,krmiljenje el.	92,6	107,6	87,0	31.2	Mfr. of electricity distribution and control apparatus
31.3	Pro.izoliranih el.kablov,žic	160,4	108,2	169,6	31.3	Mfr. of insulated wire and cable
31.6	Pro.dr.el.opreme za stroje in dr.	127,3	128,9	132,7	31.6	Mfr. of electrical equipment nec.
32	Pro.RTV,komunikacijskih naprav, opreme	285,5	247,8	433,6	32	Mfr. of radio, TV & communication equipment & apparatus
32.1	Pro.elektronk,dr.elektron.komponent	152,7	116,0	217,6	32.1	Mfr. of electronic valves & tubes & other electronic components
32.2	Pro.RTV oddajnikov,TT naprav	425,8	387,1	714,6	32.2	Mfr. of TV & radio transmitters & line telephony & telegraphy
33	Pro.medicin.,finomehan.,optičnih instr.	281,6	460,9	485,0	33	Mfr. Medical, precision & optical instruments,watches & clocks
33.2	Pro.merilnih,kontrolnih,navigac.instr.	94,3	76,9	94,1	33.2	Mfr. of instruments & appliances for measuring etc.
33.4	Pro.optičnih instr.in fotoopreme	736,7	1754,1	1633,0	33.4	Mfr. of optical and photographic equip.
DM	Pro.vozil in plovil	135,7	110,4	133,3	DM	Manufacture of transport equipment
34	Pro.mot.vozil,prikolic,polprikolic	163,8	132,6	161,5	34	Mfr. of motor vehicles, trailers and semi-trailers
34.1	Pro.mot.vozil	148,0	96,8	145,1	34.1	Manufacture of motor vehicles
34.3	Pro.delov,opreme za mot.vozila	194,4	197,3	180,5	34.3	Mfr. of parts & accessories for motor vehicles & their engines
35	Pro.dr.vozil,plovil	13,1	13,5	10,9	35	Mfr. of other transport equipment
DN	Pro.pohištva,dr.pred.dej.,reciklaža	108,1	104,6	132,3	DN	Manufacturing not elsewhere classified
36	Pro.pohištva,dr.predelovalne dej.	117,0	116,6	143,3	36	Manufacture of furniture; manufacturing not elsewhere classified
36.1	Pro.pohištva	123,6	120,1	146,9	36.1	Manufacture of furniture
37	Reciklaža	0,2	0,1	0,3	37	Recycling

1) Oddelek 11 (Pridelava nafte in zem. plina) ni vključen.
Devison 11 (Extraction of petroleum and natural gas) is excluded.

V tabeli so objavljeni le indeksi za tiste skupine, za katere je delež dodane vrednosti presegal prag 0,5% v industriji v letu 2000.
The table shows indices only for the groups whose share of value added is over 0.5% of the industry in the year 2000.



6.2 Indeksi obsega zalog industrijskih proizvodov po dejavnostih, februar 2004
Stock volume indices by activity, February 2004

	II 2004 Ø 2003	II 2004 I 2004	II 2004 II 2003	I-II 2004 I-II 2003	
Industrija skupaj	112,0	99,9	116,6	118,3	Industry
Dejavnosti po namenu porabe proizvodov					Main industrial groups
A Proizvodi za vmesno porabo	100,5	100,3	103,2	103,1	A Intermediate goods industries
AE Energenti	118,3	119,7	170,9	130,3	AE Energy related industries
AI Surovine	99,7	99,4	101,6	102,3	AI Intermediate goods industries (except energy)
B Proizvodi za investicije	195,9	98,7	203,4	208,1	B Capital goods industries
C Proizvodi za široko porabo	103,8	100,0	110,0	112,9	C Consumer goods industries
CD Trajni proizvodi za široko porabo	123,1	98,1	129,9	146,6	CD Durable consumer goods industries
CN Netrajni proizvodi za široko porabo	97,3	100,8	103,3	102,0	CN Non-durable consumer goods industries
Dejavnosti po Standardni Klasifikaciji dejavnosti (področja, podpodročja, oddelki in skupine)					Activities according to the Standard Classification of Activities (sectors, subsectors, divisions subdivisions)
C Rudarstvo	196,3	93,0	242,7	233,4	C Mining and quarrying
CA Pri.energetskih surovin ¹⁾	z	z	z	z	CA Mining & quarrying of energy materials ¹⁾
10 Pri. črnega, rjavega premoga, lignita, šote	z	z	z	z	10 Mining of coal & lignite; extrac. of peat
10.2 Pri.rjavega premoga, lignita	z	z	z	z	10.2 Mining and agglomeration of lignite
CB Pri.rud in kamnin brez energetskih	354,3	80,3	376,9	433,0	CB Mining & quarrying except energy producing materials
14 Pri.dr.rudnin in kamnin	354,3	80,3	376,9	433,0	14 Other mining and quarrying
14.2 Pri.peska,glinae	117,2	90,2	121,8	132,2	14.2 Quarrying of sand and clay
D Predelovalne dejavnosti	109,2	100,3	113,4	115,0	D Manufacturing
DA Pro.hrane,pijač,tobačnih izd.	100,9	100,0	99,3	96,9	DA Mfr. of food; beverages and tobacco
15 Pro.hrane,pijač,krmil	97,0	99,1	94,3	95,5	15 Mfr. of food products & beverages
15.1 Pro.,konzerviranje mesa,mesnih izd.	115,9	97,4	117,0	122,1	15.1 Production,processing and preserving of meat and meat products
15.5 Pre.mleka in pro.mlečnih izd.	105,2	110,3	73,4	72,2	15.5 Manufacture of dairy products
15.8 Pro.dr. živil	59,4	96,8	59,6	60,3	15.8 Manufacture of other food products
15.9 Pro.pijač	122,2	100,3	120,6	121,4	15.9 Manufacture of beverages
16 Pro.tobačnih izdelkov	z	z	z	z	16 Mfr. of tobacco products
16.0 Pro.tobačnih izd.	z	z	z	z	16.0 Manufacture of tobacco products
DB Pro. tekstilij;tekstilnih, krznenih izd.	70,3	100,5	69,9	70,5	DB Mfr. of textiles and textile products
17 Pro.tekstilij	71,7	101,1	73,2	73,1	17 Manufacture of textiles
17.2 Tkanje tekstilij	87,1	103,5	78,3	80,4	17.2 Textile weaving
17.4 Pro.tekstilnih izd.brez oblačil	68,0	98,5	73,4	73,0	17.4 Mfr. of made-up textiles articles, except apparel
17.5 Pro.dr.tekstilij	106,7	106,4	102,2	100,8	17.5 Manufacture of other textiles
18 Pro.oblačil;strojenje,dodelava krzna	69,1	100,1	67,1	68,4	18 Mfr. wearing apparel; dressing and dyeing of fur
18.2 Pro.dr.oblačil,dodatkov	69,2	100,2	67,0	68,0	18.2 Mfr. of other wearing apparel and accessories
DC Pro.usnja,usnjenih izd.	80,2	96,8	75,9	76,4	DC Mfr. of leather and leather products
19 Pro.usnja,usnjenih izd.	80,2	96,8	75,9	76,4	19 Leather tanning and dressing; luggage, saddlery shoes etc manufacture
19.3 Pro.obutve	93,9	98,1	98,2	95,2	19.3 Manufacture of footwear
DD Obdelava in predelava lesa	103,9	104,0	112,1	109,4	DD Manufacture of wood and wood products
20 Obdelava in predelava lesa	103,9	104,0	112,1	109,4	20 Mfr. of wood & wood, cork, straw and plaiting materials products
20.1 Žaganje,skobljanje,impregniranje lesa	101,2	107,7	127,4	118,6	20.1 Sawmilling and planing of wood, impregnation of wood
20.2 Pro.furnirja,vezanega lesa,plošč	104,2	107,3	115,0	110,5	20.2 Mfr. of veneer sheets, plywood,laminboard, particle board, etc.
20.3 Stavbno mizarstvo	105,9	101,3	103,7	103,3	20.3 Mfr. of builders' carpentry and joinery
20.5 Pro.dr.izd.iz lesa,plute,protja	91,5	99,3	95,7	97,2	20.5 Mfr. of other wood, cork,straw and plaiting materials products
DE Pro.vlaknin,papirja;založništvo, tiskar.	91,6	103,5	101,5	101,6	DE Mfr. of pulp,paper and paper products; publishing and printing
21 Pro.vlaknin,papirja ter izdelkov iz njih	107,3	102,9	112,4	111,6	21 Mfr of pulp, paper & paper products
21.1 Pro.vlaknin,papirja,kartona	113,2	102,5	119,8	117,8	21.1 Mfr. of pulp, paper and paperboard
21.2 Pro.izd.iz papirja,kartona	98,0	103,6	101,1	102,0	21.2 Mfr. of articles of paper and paperboard
22 Založništvo,tiskarstvo	80,0	104,2	93,6	94,5	22 Publishing, printing & reproduction of recorded media
22.1 Založništvo	65,3	100,6	75,3	78,6	22.1 Publishing
22.2 Tiskarstvo	97,3	107,1	115,5	113,0	22.2 Printing and services activities related to printing
DF Pro.koksa,naftnih deriv.,jedrskega goriva	76,0	97,6	63,9	69,7	DF Mfr. of coke, petroleum prods.& nuc. fuel
23 Pro.koksa,naftnih deriv.,jedrskega goriva	76,0	97,6	63,9	69,7	23 Mfr. of coke, refined petroleum products & nuclear fuel
DG Pro.kemikalij,kemičnih izd.,umetnih vl.	117,3	101,8	125,9	123,4	DG Mfr. of chemicals, chemical products &man-made fibres
24 Pro.kemikalij,kemičnih izd.,umetnih vl.	117,3	101,8	125,9	123,4	24 Mfr. chemicals & chemical products
24.1 Pro.osnovnih kemikalij	112,5	106,5	110,3	109,3	24.1 Manufacture of basic chemicals
24.3 Pro.kritnih barv,lakov,kitov,ipd.	96,0	104,6	90,2	89,2	24.3 Mfr.of paints, varnishes, printing ink and mastics
24.4 Pro.farmaceutskih izd.	126,0	99,9	148,4	145,1	24.4 Mfr. pharmaceuticals, medicinal chemicals & botanical products
24.5 Pro.mil,čistilnih sredstev,parfumov,ipd.	116,0	102,3	113,5	111,3	24.5 Mfr. soap, cleaning, polishing, perfumes & toilet preparations
24.6 Pro.dr.kemičnih izd.	135,0	104,5	134,8	131,6	24.6 Mfr. of other chemical products

6.2 Indeksi obsega zalog industrijskih proizvodov po dejavnostih, februar 2004 (nadaljevanje)

Stock volume indices by activity, February 2004 (continued)

		II 2004	II 2004	II 2004	I-II 2004		
		Ø 2003	I 2004	II 2003	I-II 2003		
DH	Pro.izd.iz gume in plastičnih mas	120,5	100,0	127,0	127,7	DH	Mfr. of rubber and plastic products
25	Pro.izd.iz gume in plastičnih mas	120,5	100,0	127,0	127,7	25	Mfr. of rubber & plastic products
25.1	Pro.izd.iz gume	95,7	104,2	98,1	93,5	25.1	Manufacture of rubber products
25.2	Pro.izd.iz plastičnih mas	140,4	97,9	150,6	156,6	25.2	Manufacture of plastic products
DI	Pro.dr.nekovinskih mineralnih izd.	88,5	100,8	92,6	90,6	DI	Mfr. of other non-metallic mineral products
26	Pro.dr.nekovinskih mineralnih izd.	88,5	100,8	92,6	90,6	26	Mfr. of other non-metallic mineral products
26.1	Pro.stekla,steklenih izd.	87,8	100,1	87,1	87,9	26.1	Manufacture of glass and glass products
26.5	Pro.cementa,apna,mavca	90,8	135,1	63,3	55,0	26.5	Mfr. of cement, lime and plaster
26.6	Pro.izd.iz betona,mavca,cementa	66,8	103,0	68,3	70,8	26.6	Mfr. of articles of concrete, plaster and cement
26.8	Pro.brusil,dr.nekovinskih mineral.izd.	96,2	95,5	116,9	109,3	26.8	Mfr. of other non-metal. mineral products
DJ	Pro.kovin in kovinskih izd.	116,2	105,3	118,1	113,7	DJ	Mfr. of basic metals & fabricated metal products
27	Pro.kovin	130,4	95,3	134,7	132,6	27	Manufacture of basic metals
27.1	Pro. železa,jekla,ferozlitin	105,9	88,8	117,8	120,6	27.1	Mfr. of basic iron and steel and of ferro-alloys
27.4	Pro.plemenitih in neželeznih kovin	154,9	96,4	145,7	142,5	27.4	Mfr. of basic precious and non-ferrous metals
27.5	Livarstvo	135,9	104,1	157,1	146,8	27.5	Casting of metals
28	Pro.kovinskih izd. brez strojev in naprav	109,1	112,5	109,8	103,9	28	Mfr. of fabricated metal products, except machinery & equipment
28.1	Pro.gradbenih kovinskih konstrukcij	118,7	170,3	139,7	91,9	28.1	Mfr. of structural metal products
28.5	Površin.obdelava kovin;mehanična dela	6,5	86,5	3,0	2,8	28.5	Treatment and coating of metals; general mechanical engineering
28.6	Pro.rezil,orodja,okovja	119,6	102,4	114,4	117,0	28.6	Mfr. of cutlery, tools and general hardware
28.7	Pro.dr.kovinskih izd.	106,7	99,7	108,2	110,3	28.7	Mfr. of other fabricated metal products
DK	Pro.strojev in naprav	81,5	103,2	73,7	78,6	DK	Mfr. of machinery and equipment nec.
29	Pro.strojev in naprav	81,5	103,2	73,7	78,6	29	Mfr. of machinery & equipment nec
29.1	Pro.strojev,brez motorjev za vozila	100,7	110,0	79,1	89,4	29.1	Mfr. machinery for mechanical power, save aircraft, etc engines
29.2	Pro.peči,dvigal,dr.naprav	60,4	87,6	47,4	48,9	29.2	Mfr. of other general purpose machinery
29.4	Pro.obdelovalnih strojev	76,1	112,5	87,9	97,3	29.4	Manufacture of machine tools
29.5	Pro.strojev za dr.posebne namene	95,9	98,7	74,9	86,2	29.5	Mfr. of other special purpose machinery
29.7	Pro.gospodinjstkih naprav	75,8	106,6	78,7	77,7	29.7	Mfr. of domestic appliances nec.
DL	Pro.električne,optične opreme	163,5	91,1	180,4	205,0	DL	Mfr. of electrical and optical equipment
30	Pro.pisarniških strojev,računalnikov	112,1	101,9	268,4	145,3	30	Mfr. of office machinery & computers
31	Pro.el.strojev,naprav	114,2	102,8	114,0	116,7	31	Mfr. of electrical machinery and apparatus nec
31.1	Pro.elektromot.,generator.,transformat.	104,2	98,9	105,6	112,1	31.1	Mfr. of electric motors, generators and transformers
31.2	Pro.naprav za distrib.,krmiljenje el.	99,4	107,3	89,4	88,2	31.2	Mfr. of electricity distribution and control apparatus
31.3	Pro.izoliranih el.kablov,žic	170,3	106,1	182,1	175,8	31.3	Mfr. of insulated wire and cable
31.6	Pro.dr.el.opreme za stroje in dr.	132,8	104,3	131,9	132,3	31.6	Mfr. of electrical equipment nec.
32	Pro.RTV,komunikacijskih naprav, opreme	245,1	85,8	482,9	455,1	32	Mfr. of radio, TV & communication equipment & apparatus
32.1	Pro.elektron,dr.elektron.komponent	167,2	109,6	243,3	230,3	32.1	Mfr. of electronic valves & tubes & other electronic components
32.2	Pro.RTV oddajnikov,TT naprav	339,8	79,8	876,2	778,1	32.2	Mfr. of TV & radio transmitters & line telephony & telegraphy
33	Pro.medicin.,finomehan.,optičnih instr.	231,9	82,3	222,5	316,4	33	Mfr. Medical, precision & optical instruments,watches & clocks
33.2	Pro.merilnih,kontrolnih,navigac.instr.	65,9	69,8	59,5	76,0	33.2	Mfr. of instruments & appliances for measuring etc.
33.4	Pro.optičnih instr.in fotoopreme	626,4	85,0	604,1	916,1	33.4	Mfr. of optical and photographic equip.
DM	Pro.vozil in plovil	134,6	99,2	135,4	134,3	DM	Manufacture of transport equipment
34	Pro.mot.vozil,prikolic,polprikolic	161,2	98,4	163,3	162,4	34	Mfr. of motor vehicles, trailers and semi-trailers
34.1	Pro.mot.vozil	137,5	92,9	114,6	128,6	34.1	Manufacture of motor vehicles
34.3	Pro.delov,opreme za mot.vozila	201,5	103,6	252,5	211,2	34.3	Mfr. of parts & accessories for motor vehicles & their engines
35	Pro.dr.vozil,plovil	18,5	141,3	14,5	12,8	35	Mfr. of other transport equipment
DN	Pro.pohištva,dr.pred.dej.,reciklaža	113,1	104,6	131,9	132,1	DN	Manufacturing not elsewhere classified
36	Pro.pohištva,dr.predelovalne dej.	122,3	104,6	143,8	143,5	36	Manufacture of furniture; manufacturing not elsewhere classified
36.1	Pro.pohištva	128,1	103,6	146,8	146,9	36.1	Manufacture of furniture
37	Reciklaža	1,0	397,5	0,6	0,5	37	Recycling

1) Oddelek 11 (Pridelava nafte in zem. plina) ni vključen.
Devision 11 (Extraction of petroleum and natural gas) is excluded.

V tabeli so objavljeni le indeksi za tiste skupine, za katere je delež dodane vrednosti presegal prag 0,5% v industriji v letu 2000.
The table shows indices only for the groups whose share of value added is over 0.5% of the industry in the year 2000.



6.3 Indeksi obsega zalog industrijskih proizvodov po dejavnostih, marec 2004
Stock volume indices by activity, March 2004

	III 2004 Ø 2003	III 2004 II 2004	III 2004 III 2003	I-III 2004 I-III 2003	
Industrija skupaj	117,9	105,4	117,0	117,8	Industry
Dejavnosti po namenu porabe proizvodov					Main industrial groups
A Proizvodi za vmesno porabo	105,5	105,0	106,8	104,3	A Intermediate goods industries
AE Energenti	171,1	144,6	275,3	169,7	AE Energy related industries
AI Surovine	102,6	102,9	102,8	102,5	AI Intermediate goods industries (except energy)
B Proizvodi za investicije	201,6	102,9	190,6	201,8	B Capital goods industries
C Proizvodi za široko porabo	111,0	107,0	110,3	112,0	C Consumer goods industries
CD Trajni proizvodi za široko porabo	141,5	115,0	133,6	141,6	CD Durable consumer goods industries
CN Netrajni proizvodi za široko porabo	100,7	103,6	102,4	102,1	CN Non-durable consumer goods industries
Dejavnosti po Standardni klasifikaciji dejavnosti (področja, podpodročja, oddelki in skupine)					Activities according to the Standard Classification of Activities (sectors, subsectors, divisions subdivisions)
C Rudarstvo	198,2	100,9	248,9	238,2	C Mining and quarrying
CA Pri.energetskih surovin ¹⁾	z	z	z	z	CA Mining & quarrying of energy materials ¹⁾
10 Pri. črnega, rjavega premoga, lignita, šote	z	z	z	z	10 Mining of coal & lignite; extrac. of peat
10.2 Pri.rjavega premoga, lignita	z	z	z	z	10.2 Mining and agglomeration of lignite
CB Pri.rud in kamnin brez energetskih	247,4	69,8	249,7	368,8	CB Mining & quarrying except energy producing materials
14 Pri.dr.rudnin in kamnin	247,4	69,8	249,7	368,8	14 Other mining and quarrying
14.2 Pri.peska,gline	114,1	97,4	112,6	125,3	14.2 Quarrying of sand and clay
D Predelovalne dejavnosti	115,4	105,6	113,9	114,6	D Manufacturing
DA Pro.hrane,pijač,tobačnih izd.	106,5	105,6	101,5	98,4	DA Mfr. of food; beverages and tobacco
15 Pro.hrane,pijač,krmil	100,2	103,3	94,5	95,1	15 Mfr. of food products & beverages
15.1 Pro.,konzerviranje mesa,mesnih izd.	131,9	113,8	117,7	120,5	15.1 Production,processing and preserving of meat and meat products
15.5 Pre.mleka in pro.mlečnih izd.	96,0	91,3	81,8	75,0	15.5 Manufacture of dairy products
15.8 Pro.dr. živil	61,4	103,4	55,5	58,6	15.8 Manufacture of other food products
15.9 Pro.pijač	122,4	100,2	120,2	121,0	15.9 Manufacture of beverages
16 Pro.tobačnih izdelkov	z	z	z	z	16 Mfr. of tobacco products
16.0 Pro.tobačnih izd.	z	z	z	z	16.0 Manufacture of tobacco products
DB Pro.tekstilij;tekstilnih, krznenih izd.	72,1	102,6	71,0	70,7	DB Mfr. of textiles and textile products
17 Pro.tekstilij	72,2	100,7	72,9	73,0	17 Manufacture of textiles
17.2 Tkanje tekstilij	89,0	102,1	84,5	81,8	17.2 Textile weaving
17.4 Pro.tekstilnih izd.brez oblačil	69,6	102,4	72,0	72,6	17.4 Mfr. of made-up textiles articles, except apparel
17.5 Pro.dr.tekstilij	102,0	95,5	100,7	100,8	17.5 Manufacture of other textiles
18 Pro.oblačil;strojenje,dodelava krzna	72,1	104,3	69,4	68,7	18 Mfr. wearing apparel; dressing and dyeing of fur
18.2 Pro.dr.oblačil,dodatkov	72,5	104,9	69,6	68,6	18.2 Mfr. of other wearing apparel and accessories
DC Pro.usnja,usnjenih izd.	79,9	99,7	74,9	75,9	DC Mfr. of leather and leather products
19 Pro.usnja,usnjenih izd.	79,9	99,7	74,9	75,9	19 Leather tanning and dressing; luggage, saddlery shoes etc manufacture
19.3 Pro.obutve	93,4	99,5	94,3	94,9	19.3 Manufacture of footwear
DD Obdelava in predelava lesa	101,7	97,9	107,9	108,9	DD Manufacture of wood and wood products
20 Obdelava in predelava lesa	101,7	97,9	107,9	108,9	20 Mfr. of wood & wood, cork, straw and plaiting materials products
20.1 Žaganje,skobljanje,impregniranje lesa	101,6	100,4	111,3	116,0	20.1 Sawmilling and planing of wood, impregnation of wood
20.2 Pro.furnirja,vezanega lesa,plošč	98,5	94,5	109,4	110,1	20.2 Mfr. of veneer sheets, plywood,laminboard, particle board, etc.
20.3 Stavbno mizarstvo	105,1	99,3	105,4	104,0	20.3 Mfr. of builders' carpentry and joinery
20.5 Pro.dr.izd.iz lesa,plute,protja	90,8	99,3	101,3	98,5	20.5 Mfr. of other wood, cork,straw and plaiting materials products
DE Pro.vlaknin,papirja;založništvo, tiskar.	92,0	100,4	94,9	99,2	DE Mfr. of pulp,paper and paper products; publishing and printing
21 Pro.vlaknin,papirja ter izdelkov iz njih	107,7	100,4	105,2	109,4	21 Mfr of pulp, paper & paper products
21.1 Pro.vlaknin,papirja,kartona	111,5	98,5	108,4	114,5	21.1 Mfr. of pulp, paper and paperboard
21.2 Pro.izd.iz papirja,kartona	101,7	103,7	100,3	101,4	21.2 Mfr. of articles of paper and paperboard
22 Založništvo,tiskarstvo	80,4	100,5	87,5	92,0	22 Publishing, printing & reproduction of recorded media
22.1 Založništvo	65,3	100,0	75,1	77,4	22.1 Publishing
22.2 Tiskarstvo	98,1	100,8	101,3	108,7	22.2 Printing and services activities related to printing
DF Pro.koksa,naftnih deriv.,jedrskega goriva	77,3	101,8	67,4	68,9	DF Mfr. of coke, petroleum prods.& nuc. fuel
23 Pro.koksa,naftnih deriv.,jedrskega goriva	77,3	101,8	67,4	68,9	23 Mfr. of coke, refined petroleum products & nuclear fuel
DG Pro.kemikalij,kemičnih izd.,umetnih vl.	117,6	100,2	122,8	123,2	DG Mfr. of chemicals, chemical products &man-made fibres
24 Pro.kemikalij,kemičnih izd.,umetnih vl.	117,6	100,2	122,8	123,2	24 Mfr. chemicals & chemical products
24.1 Pro.osnovnih kemikalij	98,2	87,3	98,5	105,7	24.1 Manufacture of basic chemicals
24.3 Pro.kritnih barv,lakov,kitov,ipd.	95,2	99,1	87,5	88,6	24.3 Mfr.of paints, varnishes, printing ink and mastics
24.4 Pro.farmaceutskih izd.	128,7	102,2	142,6	144,3	24.4 Mfr. pharmaceuticals, medicinal chemicals & botanical products
24.5 Pro.mil,čistilnih sredstev,parfumov,ipd.	118,8	102,4	114,7	112,5	24.5 Mfr. soap, cleaning, polishing, perfumes & toilet preparations
24.6 Pro.dr.kemičnih izd.	131,3	97,3	132,1	131,8	24.6 Mfr. of other chemical products

6.3 Indeksi obsega zalog industrijskih proizvodov po dejavnostih, marec 2004 (nadaljevanje)

Stock volume indices by activity, March 2004 (continued)

		III 2004	III 2004	III 2004	I-III 2004		
		Ø 2003	II 2004	III 2003	I-III 2003		
DH	Pro.izd.iz gume in plastičnih mas	120,6	100,1	126,8	127,4	DH	Mfr. of rubber and plastic products
25	Pro.izd.iz gume in plastičnih mas	120,6	100,1	126,8	127,4	25	Mfr. of rubber & plastic products
25.1	Pro.izd.iz gume	92,6	96,8	90,5	92,4	25.1	Manufacture of rubber products
25.2	Pro.izd.iz plastičnih mas	143,2	102,0	157,9	157,0	25.2	Manufacture of plastic products
DI	Pro.dr.nekovinskih mineralnih izd.	86,9	98,2	89,8	90,3	DI	Mfr. of other non-metallic mineral products
26	Pro.dr.nekovinskih mineralnih izd.	86,9	98,2	89,8	90,3	26	Mfr. of other non-metallic mineral products
26.1	Pro.stekla,steklenih izd.	83,9	95,5	77,8	84,4	26.1	Manufacture of glass and glass products
26.5	Pro.cementa,apna,mavca	73,5	80,9	56,2	55,4	26.5	Mfr. of cement, lime and plaster
26.6	Pro.izd.iz betona,mavca,cementa	71,5	107,0	70,5	70,7	26.6	Mfr. of articles of concrete, plaster and cement
26.8	Pro.brusil,dr.nekovinskih mineral.izd.	95,4	99,1	115,5	111,2	26.8	Mfr. of other non-metal. mineral products
DJ	Pro.kovin in kovinskih izd.	135,2	116,4	126,4	118,1	DJ	Mfr. of basic metals & fabricated metal products
27	Pro.kovin	176,5	135,3	182,0	148,7	27	Manufacture of basic metals
27.1	Pro. železa,jekla,ferozliti	155,2	146,5	163,1	135,0	27.1	Mfr. of basic iron and steel and of ferro-alloys
27.4	Pro.plemenitih in neželeznih kovin	138,4	89,4	135,1	140,2	27.4	Mfr. of basic precious and non-ferrous metals
27.5	Livarstvo	343,1	252,4	389,2	226,0	27.5	Casting of metals
28	Pro.kovinskih izd. brez strojev in naprav	114,4	104,9	102,1	103,3	28	Mfr. of fabricated metal products, except machinery & equipment
28.1	Pro.gradbenih kovinskih konstrukcij	136,4	114,9	86,9	89,7	28.1	Mfr. of structural metal products
28.5	Površin.obdelava kovin;mehanična dela	4,8	73,9	2,9	2,8	28.5	Treatment and coating of metals; general mechanical engineering
28.6	Pro.rezil,orodja,okovja	120,0	100,3	117,8	117,3	28.6	Mfr. of cutlery, tools and general hardware
28.7	Pro.dr.kovinskih izd.	111,7	104,7	105,3	108,5	28.7	Mfr. of other fabricated metal products
DK	Pro.strojev in naprav	95,1	116,7	79,9	79,1	DK	Mfr. of machinery and equipment nec.
29	Pro.strojev in naprav	95,1	116,7	79,9	79,1	29	Mfr. of machinery & equipment nec
29.1	Pro.strojev,brez motorjev za vozila	116,5	115,7	76,7	84,2	29.1	Mfr. machinery for mechanical power, save aircraft, etc engines
29.2	Pro.peči,dvigal,dr.naprav	71,8	118,9	58,1	51,8	29.2	Mfr. of other general purpose machinery
29.4	Pro.obdelovalnih strojev	72,0	94,6	51,2	74,8	29.4	Manufacture of machine tools
29.5	Pro.strojev za dr.posebne namene	103,3	107,7	98,4	90,0	29.5	Mfr. of other special purpose machinery
29.7	Pro.gospodinjstkih naprav	95,8	126,4	98,5	84,7	29.7	Mfr. of domestic appliances nec.
DL	Pro.električne,optične opreme	174,1	106,5	168,7	191,2	DL	Mfr. of electrical and optical equipment
30	Pro.pisarniških strojev,računalnikov	125,0	111,5	327,3	181,6	30	Mfr. of office machinery & computers
31	Pro.el.strojev,naprav	117,3	102,7	116,1	116,5	31	Mfr. of electrical machinery and apparatus nec
31.1	Pro.elektromot.,generator.,transformat.	101,1	97,1	101,9	108,6	31.1	Mfr. of electric motors, generators and transformers
31.2	Pro.naprav za distrib.,krmiljenje el.	99,5	100,0	89,7	88,7	31.2	Mfr. of electricity distribution and control apparatus
31.3	Pro.izoliranih el.kablov,žic	245,9	144,4	301,2	213,8	31.3	Mfr. of insulated wire and cable
31.6	Pro.dr.el.opreme za stroje in dr.	140,0	105,4	138,2	134,3	31.6	Mfr. of electrical equipment nec.
32	Pro.RTV,komunikacijskih naprav, opreme	222,1	90,6	290,5	389,8	32	Mfr. of radio, TV & communication equipment & apparatus
32.1	Pro.elektron,dr.elektron.komponent	166,5	99,5	219,3	226,4	32.1	Mfr. of electronic valves & tubes & other electronic components
32.2	Pro.RTV oddajnikov,TT naprav	297,1	87,4	412,0	623,3	32.2	Mfr. of TV & radio transmitters & line telephony & telegraphy
33	Pro.medicin.,finomehan.,optičnih instr.	303,5	130,9	240,1	283,0	33	Mfr. Medical, precision & optical instruments,watches & clocks
33.2	Pro.merilnih,kontrolnih,navigac.instr.	75,7	115,0	85,5	78,8	33.2	Mfr. of instruments & appliances for measuring etc.
33.4	Pro.optičnih instr.in fotoopreme	851,3	135,9	614,1	770,5	33.4	Mfr. of optical and photographic equip.
DM	Pro.vozil in plovil	135,4	100,6	162,0	142,4	DM	Manufacture of transport equipment
34	Pro.mot.vozil,prikolic,polprikolic	162,8	101,0	195,6	172,2	34	Mfr. of motor vehicles, trailers and semi-trailers
34.1	Pro.mot.vozil	125,7	91,4	146,1	133,5	34.1	Manufacture of motor vehicles
34.3	Pro.delov,opreme za mot.vozila	216,9	107,7	264,3	227,4	34.3	Mfr. of parts & accessories for motor vehicles & their engines
35	Pro.dr.vozil,plovil	15,7	84,8	15,9	13,7	35	Mfr. of other transport equipment
DN	Pro.pohišta,dr.pred.dej.,reciklaža	112,7	99,6	127,1	130,4	DN	Manufacturing not elsewhere classified
36	Pro.pohišta,dr.predelovalne dej.	121,9	99,6	138,7	141,9	36	Manufacture of furniture; manufacturing not elsewhere classified
36.1	Pro.pohišta	124,2	96,9	142,0	145,2	36.1	Manufacture of furniture
37	Reciklaža	1,1	118,2	0,6	0,6	37	Recycling

1) Oddelek 11 (Pridelava nafte in zem. plina) ni vključen.
Division 11 (Extraction of petroleum and natural gas) is excluded.

V tabeli so objavljeni le indeksi za tiste skupine, za katere je delež dodane vrednosti presegal prag 0,5% v industriji v letu 2000.
The table shows indices only for the groups whose share of value added is over 0.5% of the industry in the year 2000.



7. Indeksi števila zaposlenih oseb po dejavnostih industrijske proizvodnje, januar 2004
Indices of persons in paid employment by kind of activity, January 2004

	I 2004 Ø 2003	I 2004 XII 2003	I 2004 I 2003	
Industrija skupaj	98,7	100,1	97,8	Industry
Dejavnosti po Standardni klasifikaciji dejavnosti (področja, podpodročja, oddelki in skupine)				Activities according to the Standard Classification of Activities (sectors, subsectors, divisions subdivisions)
C Rudarstvo	92,7	96,8	89,8	C Mining and quarrying
CA Pri.energetskih surovin ¹⁾	91,4	96,0	87,7	CA Mining & quarrying of energy materials ¹⁾
10 Pri. črnega, rjavega premoga, lignita	91,4	96,0	87,6	10 Mining of coal & lignite; extrac. of peat
CB Pri.rud in kamnin brez energetskih	97,2	99,6	97,5	CB Mining & quarrying, not energy materials
13 Pridobivanje rud	Z ¹⁾	Z ¹⁾	Z ¹⁾	13 Mining of metal ores
14 Pri.dr.rudnin in kamnin	97,4	99,6	97,6	14 Other mining and quarrying
D Predelovalne dejavnosti	98,8	100,2	98,0	D Manufacturing
DA Pro.hrane,pijač,tobačnih izd.	98,4	99,2	97,9	DA Mfr. of food; beverages and tobacco
15 Pro.hrane,pijač,krmil	98,4	99,2	97,9	15 Mfr. of food products & beverages
16 Pro. tobačnih izdelkov	Z ¹⁾	Z ¹⁾	Z ¹⁾	16 Mfr. of tobacco products
DB Pro. tekstilij;tekstilnih, krznenih izd.	96,1	99,1	91,9	DB Mfr. of textiles and textile products
17 Pro.tekstilij	98,5	99,5	96,8	17 Manufacture of textiles
18 Pro.oblačil;strojenje,dodelava krzna	93,7	98,7	87,3	18 Mfr. wearing apparel; dressing fur
DC Pro.usnja,usnjenih izd.	95,9	99,6	92,6	DC Mfr. of leather and leather products
19 Pro.usnja,usnjenih izd.	95,9	99,6	92,6	19 Leather tanning; mrf luggage, etc
DD Obdelava in predelava lesa	99,0	99,5	99,1	DD Manufacture of wood and wood products
20 Obdelava in predelava lesa	99,0	99,5	99,1	20 Mfr. of wood & wood, cork, etc goods
DE Pro.vlaknin,papirja;založništvo, tiskar.	99,3	99,8	98,9	DE Mfr. of paper; publishing and printing
21 Pro.vlaknin,papirja ter izdelkov	99,3	99,6	99,4	21 Mfr of pulp, paper & paper products
22 Založništvo,tiskarstvo, razmn. pos. nos.	99,3	99,9	98,6	22 Publishing, printing & record media
DF Pro.koksa,naftnih deriv.,jedrskega goriva	39,8	74,7	19,1	DF Mfr. of coke, petroleum prods.&nuc. fuel
23 Pro.koksa,naftnih deriv.,jedrskega goriva	39,8	74,7	19,1	23 Mfr. coke, petroleum prods & nuclear
DG Pro.kemikalij,kemičnih izd.,um. vl.	100,1	100,8	101,8	DG Mfr. of chemicals, prod.&man-made fibres
24 Pro.kemikalij,kemičnih izd.,um. vl.	100,1	100,8	101,8	24 Mfr. chemicals & chemical products
DH Pro.izd.iz gume in plastičnih mas	99,4	100,2	99,6	DH Mfr. of rubber and plastic products
25 Pro.izd.iz gume in plastičnih mas	99,4	100,2	99,6	25 Mfr. of rubber & plastic products
DI Pro.dr.nekovinskih mineralnih izd.	99,1	100,3	99,5	DI Mfr. of other non-metal.mineral products
26 Pro.dr.nekovinskih mineralnih izd.	99,1	100,3	99,5	26 Mfr. other non-metal mineral prods
DJ Pro.kovin in kovinskih izd.	97,4	99,5	97,0	DJ Mfr. of basic metals & fabricated products
27 Pro.kovin	99,4	99,2	100,4	27 Manufacture of basic metals
28 Pro.kovinskih izd. razen strojev in naprav	96,9	99,6	96,0	28 Mfr. fabricated metal, not machines
DK Pro.strojev in naprav	104,4	101,1	105,5	DK Mfr. of machinery and equipment nec.
29 Pro.strojev in naprav	104,4	101,1	105,5	29 Mfr of machinery & equipment nec
DL Pro.električne,optične opreme	99,1	102,8	98,4	DL Mfr. of electrical and optical equipment
30 Pro.pisarniških strojev,računalnikov	103,3	100,7	97,8	30 Mfr. of office machinery & computers
31 Pro.el.strojev,aparator	100,1	105,9	100,0	31 Mfr. of electrical machinery etc nec
32 Pro.rtv,komunikacijskih aparatov in opreme	93,0	99,7	91,4	32 Mfr. of radio, tv & equipment
33 Pro.medicin.,finomehan.,optičnih instr., ure	102,3	100,1	101,7	33 Mfr. of medical & precision instruments
DM Pro.vozil in plovil	100,3	100,7	100,2	DM Manufacture of transport equipment
34 Pro.mot.vozil,prikolic,polprikolic	100,5	100,6	100,9	34 Mfr. of motor vehicles, trailers etc
35 Pro.dr.vozil,plovil	99,6	100,9	98,7	35 Mfr. of other transport equipment
DN Pro.pohišta,dr.pred.dej.,reciklaža	97,4	99,8	96,2	DN Manufacturing nec.
36 Pro.pohišta,dr.predelovalne dej.	97,0	99,7	95,4	36 Mfr. of furniture; manufacturing nec
37 Reciklaža	104,7	100,5	110,2	37 Recycling
E Oskrba z elektriko,plinom,vodo²⁾	98,7	99,9	97,7	E Electricity, gas and water supply²⁾
40 Oskrba z el.,plinom,paro,toplo vodo ³⁾	98,7	99,9	97,7	40 Electricity, gas, steam & hot water ³⁾

- 1) Oddelek 11 (Pridelava nafte in zem. plina) ni vključen.
Devision 11 (Extraction of petroleum and natural gas) is excluded.
- 2) Oddelek 41 (Zbiranje, čiščenje in distribucija vode) ni vključen.
Devision 41(Collection, purification and distribution of water) is excluded.
- 3) Skupina 40.3 (Oskrba s paro in toplo vodo) ni vključena.
Group 40.3 (Steam and hot water supply) is excluded.

8. Indeksi števila zaposlenih oseb po dejavnostih industrijske proizvodnje, februar 2004

Indices of persons in paid employment by kind of activity, February 2004

		II 2004 Ø 2003	II 2004 I 2004	II 2004 II 2003	I-II 2004 I-II 2003		
Industrija skupaj		98,8	100,1	97,9	97,8	Industry	
Dejavnosti po Standardni klasifikaciji dejavnosti (področja, podpodročja, oddelki in skupine)						Activities according to the Standard Classification of Activities (sectors, subsectors, divisions subdivisions)	
C	Rudarstvo	91,9	99,1	89,3	89,5	C	Mining and quarrying
CA	Pri.energetskih surovin ¹⁾	89,9	98,3	86,4	87,0	CA	Mining & quarrying of energy materials ¹⁾
10	Pri. črnega, rjavega premoga, lignita	89,9	98,3	86,3	87,0	10	Mining of coal & lignite; extrac. of peat
CB	Pri.rud in kamnin brez energetskih	99,0	101,9	100,6	99,0	CB	Mining & quarrying, not energy materials
13	Pridobivanje rud	z	z	z	z	13	Mining of metal ores
14	Pri.dr.rudnin in kamnin	99,2	101,9	100,8	99,2	14	Other mining and quarrying
D	Predelovalne dejavnosti	98,9	100,1	98,0	98,0	D	Manufacturing
DA	Pro.hrane,pijač,tobačnih izd.	98,1	99,7	97,7	97,8	DA	Mfr. of food; beverages and tobacco
15	Pro.hrane,pijač,krmil	98,1	99,7	97,8	97,8	15	Mfr. of food products & beverages
16	Pro. tobačnih izdelkov	z	z	z	z	16	Mfr. of tobacco products
DB	Pro. tekstilij;tekstilnih, krznenih izd.	95,7	99,6	92,2	92,0	DB	Mfr. of textiles and textile products
17	Pro.tekstilij	98,1	99,6	96,6	96,7	17	Manufacture of textiles
18	Pro.oblačil;strojenje,dodelava krzna	93,4	99,6	88,0	87,7	18	Mfr. wearing apparel; dressing fur
DC	Pro.usnja,usnjenih izd.	96,9	101,0	94,4	93,5	DC	Mfr. of leather and leather products
19	Pro.usnja,usnjenih izd.	96,9	101,0	94,4	93,5	19	Leather tanning; mrf luggage, etc
DD	Obdelava in predelava lesa	99,1	100,1	99,3	99,2	DD	Manufacture of wood and wood products
20	Obdelava in predelava lesa	99,1	100,1	99,3	99,2	20	Mfr. of wood & wood, cork, etc goods
DE	Pro.vlaknin,papirja,založništvo, tiskar.	99,4	100,1	98,9	98,9	DE	Mfr. of paper; publishing and printing
21	Pro.vlaknin,papirja ter izdelkov	99,6	100,3	99,6	99,5	21	Mfr of pulp, paper & paper products
22	Založništvo,tiskarstvo, razmn. pos. nos.	99,2	99,9	98,4	98,5	22	Publishing, printing & record media
DF	Pro.koksa,naftnih deriv.,jedrskega goriva	38,8	97,5	18,8	19,0	DF	Mfr. of coke, petroleum prods.&nuc. fuel
23	Pro.koksa,naftnih deriv.,jedrskega goriva	38,8	97,5	18,8	19,0	23	Mfr. coke, petroleum prods & nuclear
DG	Pro.kemikalij,kemičnih izd.,um. vl.	100,1	100,0	101,3	101,6	DG	Mfr. of chemicals, prod.&man-made fibres
24	Pro.kemikalij,kemičnih izd.,um. vl.	100,1	100,0	101,3	101,6	24	Mfr. chemicals & chemical products
DH	Pro.izd.iz gume in plastičnih mas	100,1	100,6	99,7	99,7	DH	Mfr. of rubber and plastic products
25	Pro.izd.iz gume in plastičnih mas	100,1	100,6	99,7	99,7	25	Mfr. of rubber & plastic products
DI	Pro.dr.nekovinskih mineralnih izd.	98,9	99,8	99,8	99,7	DI	Mfr. of other non-metal.mineral products
26	Pro.dr.nekovinskih mineralnih izd.	98,9	99,8	99,8	99,7	26	Mfr. other non-metal mineral prods
DJ	Pro.kovin in kovinskih izd.	97,8	100,4	97,4	97,2	DJ	Mfr. of basic metals & fabricated products
27	Pro.kovin	99,2	99,8	99,2	99,8	27	Manufacture of basic metals
28	Pro.kovinskih izd. razen strojev in naprav	97,4	100,6	97,0	96,5	28	Mfr. fabricated metal, not machines
DK	Pro.strojev in naprav	104,4	99,9	105,1	105,3	DK	Mfr. of machinery and equipment nec.
29	Pro.strojev in naprav	104,4	99,9	105,1	105,3	29	Mfr of machinery & equipment nec
DL	Pro.električne,optične opreme	99,4	100,2	98,3	98,3	DL	Mfr. of electrical and optical equipment
30	Pro.pisarniških strojev,računalnikov	103,5	100,2	102,5	100,1	30	Mfr. of office machinery & computers
31	Pro.el.strojev,aparatorov	100,0	99,9	99,7	99,8	31	Mfr. of electrical machinery etc nec
32	Pro.rtv,komunikacijskih aparatorov in opreme	93,5	100,5	91,7	91,6	32	Mfr. of radio, tv & equipment
33	Pro.medicin.,finomehan.,optičnih instr., ure	102,9	100,6	100,9	101,3	33	Mfr. of medical & precision instruments
DM	Pro.vozil in plovil	101,1	100,8	100,4	100,3	DM	Manufacture of transport equipment
34	Pro.mot.vozil,prikolic,polprikolic	101,4	100,9	101,1	101,0	34	Mfr. of motor vehicles, trailers etc
35	Pro.dr.vozil,plovil	100,3	100,6	98,8	98,8	35	Mfr. of other transport equipment
DN	Pro.pohištva,dr.pred.dej.,reciklaža	97,2	99,8	95,5	95,8	DN	Manufacturing nec.
36	Pro.pohištva,dr.predelovalne dej.	96,7	99,7	94,7	95,1	36	Mfr. of furniture; manufacturing nec
37	Reciklaža	104,9	100,2	109,5	109,9	37	Recycling
E	Oskrba z elektriko,plinom,vodo²⁾	98,7	100,0	97,7	97,7	E	Electricity, gas and water supply²⁾
40	Oskrba z el.,plinom,paro,toplo vodo ³⁾	98,7	100,0	97,7	97,7	40	Electricity, gas, steam & hot water ³⁾

1) Oddelek 11 (Pridelava nafte in zem. plina) ni vključen.
Devison 11 (Extraction of petroleum and natural gas) is excluded.

2) Oddelek 41 (Zbiranje, čiščenje in distribucija vode) ni vključen.
Devison 41(Collection, purification and distribution of water) is excluded.

3) Skupina 40.3 (Oskrba s paro in toplo vodo) ni vključena.
Group 40.3 (Steam and hot water supply) is excluded.

9. Indeksi produktivnosti v skupni industrijski proizvodnji, 2003 in 2004¹⁾

The productivity index in industry, 2003 and 2004¹⁾

Ø 2003= 100			isto obdobje 2003= 100 same period of 2003= 100	
Mesec Month	2003	2004	Obdobje Period	2004
I	93,7	97,7	I	105,6
II	96,8	98,5	I-II	104,4
III	105,2		I-III	
IV	101,9		I-IV	
V	100,5		I-V	
VI	100,1		I-VI	
VII	104,1		I-VII	
VIII	83,1		I-VIII	
IX	110,5		I-IX	
X	114,4		I-X	
XI	110,0		I-XI	
XII	96,1		I-XII	

1) Indeks produktivnosti je izražen kot razmerje med indeksom obsega industrijske proizvodnje in indeksom števila oseb zaposlenih (pridobljen iz SRDAP-a) v industriji.
The productivity index is expressed as the ratio between the industrial production volume index and the index of persons in paid employment in industry.

STATISTIČNA ZNAMENJA

- Ø povprečje
- * popravljen podatek
- 0,0 podatek je manjši od 0,05 dane merske enote
- 1) označba za opombo pod tabelo
- z podatek zaradi zaupnosti ni objavljen

STATISTICAL SIGNS

- Ø average
- * corrected data
- 0,0 value not zero but less than 0,05 of the unit employed
- 1) footnote
- z data not published because of confidentiality

METODOLOŠKA POJASNILA

Namen raziskovanja

je zbiranje podatkov o industrijski proizvodnji, ki so osnova za izračun konjunkturnih kazalcev - indeksov obsega industrijske proizvodnje, indeksov obsega zalog industrijskih proizvodov in indeksov produktivnosti v industrijski proizvodnji. Z indeksom industrijske proizvodnje spremljamo tekoče mesečno gibanje obsega industrijske proizvodnje. Na indeksih skupne industrijske proizvodnje se posredno odraža vpliv različnih makroekonomskih dejavnikov. Indeksi proizvodnje nižjih ravni omogočajo analize gibanj v posameznih industrijskih dejavnostih. Prav tako so na makroekonomski ravni kot tudi nižjih ravneh pomembni podatki o gibanju zalog industrijskih proizvodov in gibanju števila zaposlenih v industrijski proizvodnji.

Enote opazovanja

so podjetja in enote v sestavi, ki opravljajo eno ali več dejavnosti iz področij Rudarstvo (C), Predelovalne dejavnosti (D) in Oskrba z elektriko, plinom, paro in toplo vodo (del E) Standardne klasifikacije dejavnosti (SKD).

Viri

podatkov za to publikacijo so rezultati mesečnega raziskovanja o industrijski proizvodnji in zalogah. Vir podatkov o delovno aktivnih osebah je Statistični register delovno aktivnega prebivalstva (SRDAP), ki ga vodi naš urad. Vzpostavljen je bil na osnovi popisa zaposlenih oseb leta 1986.

Zajetje

V raziskovanje so zajeta vsa velika podjetja in obrati, vsa srednjevelika in reprezentativen vzorec manjših podjetij. V SRDAP-u so zajete vse

METHODOLOGICAL EXPLANATIONS

Purpose of the survey

is to collect data from the field of production, which are the basis for calculating industrial production volume indices, stock volume indices and productivity indices. With industrial production volume indices we monitor current monthly changes of industrial production volume. Total industrial production volume indices indirectly reflect the influence of various macroeconomic factors. Production indices of lower levels enable analysis of trends in individual industrial activities. Data on changes in stocks and changes in the number of persons in paid employment in industry are also important at the macroeconomic level and at lower levels.

Observation units

are enterprises and their units performing one or more activities from the fields of Mining and quarrying (C), Manufacturing (D) and Electricity, gas, steam and hot water supply (part of E) of the Standard Classification of the Activities.

Sources

of data for this publication are results of the monthly survey of industrial production and stocks. The data source on persons in employment is the Statistical Register of Employment, which is kept by our office. It was set up on the basis of the 1986 census of persons in paid employment.

Coverage

The survey covers all large and medium-sized enterprises and establishments as well as a representative number of small enterprises.



zaposlene in samozaposlene osebe, ki so obvezno pokojninsko in zdravstveno zavarovane oziroma so v delovnem razmerju na območju RS.

Način zbiranja podatkov

Podatke o proizvodnji in zalogah zbiramo z mesečnimi poročili na obrazcu IND/M, ki jih sestavljajo poročevalske enote. Podatke o zaposlenih pa pridobivamo iz mesečnih obrazcev M, to je Prijava podatkov za uvedbo in vodenje matične evidence pokojninskega in invalidskega zavarovanja in zdravstvenega zavarovanja, evidence o sklenitvi delovnega razmerja (M-1, M-2, M-1A, M-3, M-3a, M-DČ).

Definicije in pojasnila

Indeksi obsega industrijske proizvodnje

Indeksi obsega industrijske proizvodnje za različne ravni SKD se računajo v dveh stopnjah: na prvi stopnji se računa iz količinskih podatkov o proizvodnji posameznih proizvodov in ustreznih ponderacijskih koeficientov, ki pomenijo oceno dodane vrednosti za posamezne proizvode. Delež dodane vrednosti je ocenjen na ravni razreda dejavnosti (štirimestna šifra SKD).

Indeks se računa po Laspeyresovem obrazcu:

$$I = \frac{\sum w_{i,0} x q_{i,t}}{\sum w_{i,0} x q_{i,0}}$$

$w_{i,0}$ - ponderacijski koeficient baznega leta
 q_i - količina proizvoda

Na drugi stopnji se vse indekse razredov in višjih ravni ponderira z deleži dodane vrednosti posameznih dejavnosti industrijske proizvodnje po ravneh glede na razvrstitev v SKD. S tem posameznim ravnem določimo njihovo relativno pomembnost in hkrati izravna različno stopnjo zajetja med njimi.

Enako se računajo indeksi za dejavnosti po namenu porabe proizvodov. Namen porabe proizvodov je določen na ravni skupine.

V tabeli so objavljeni le indeksi za tiste skupine, za katere delež dodane vrednosti je presegal prag 0,5 % v industriji v letu 2000. To velja tako za indekse proizvodnje, kot tudi za indekse zalog.

Indeksi zalog so izračunani na osnovi količin zalog industrijskih proizvodov po stanju zadnjega dne v mesecu poročanja. Metoda izračuna indeksa je enaka kot pri proizvodnji.

Indeksi delovno aktivnega prebivalstva v SRDAP so zaposlene in samozaposlene osebe, ki so:

- obvezno pokojninsko in zdravstveno zavarovane oziroma so v delovnem razmerju na območju Republike Slovenije;
- stare najmanj 15 let do upokojitve.

Delovno razmerje je lahko sklenjeno za določen ali nedoločen čas, s polnim delovnim časom ali z delovnim časom krajšim od polnega.

K delovno aktivnemu prebivalstvu, ki je zajeto v tabeli, sodijo:

- osebe, ki so v delovnem razmerju (zaposlene osebe): pri podjetju, družbi, zavodu, drugi organizaciji; pri podružnicah tujih podjetij; izvoljeni ali imenovani nosilci javne ali družbene funkcije; matere z otrokom, ki delajo po posebnih predpisih; lastniki podjetij, ki jih osebno vodijo in niso zavarovani iz drugega naslova; od 1. 1. 1999 udeleženci javnih del; k zaposlenim osebam ne štejemo oseb, ki

The Statistical Register of Employment covers all persons in paid employment and self-employed persons who have compulsory pension and health insurance or are employed on the territory of the Republic of Slovenia.

Method of data collection

We collect data on production and stocks with monthly reports on the IND/M form, which are prepared by reporting units. The data on employment are obtained from monthly M forms, i.e. registration of data for the introduction and keeping of the central record of pension and disability insurance, health insurance and employment (M-1, M-2, M-1A, M-3, M-3a, M-DČ).

Definitions and explanations

Industrial production volume indices

Industrial production volume indices for various levels of the Standard Classification of Activities are calculated in two steps: in the first step, indices are calculated from quantity data on production of individual goods and adequate weighting coefficients, which represent the estimated value added of individual products. The share of value added is estimated at the level of activity class (four-digit code of the Standard Classification of Activities):

The index is calculated by the Laspeyres formula

$$I = \frac{\sum w_{i,0} x q_{i,t}}{\sum w_{i,0} x q_{i,0}}$$

$w_{i,0}$ - weighting coefficient of the base year,
 q_i - product quantity

In the second step, all indices of classes and higher levels are weighted with shares of value added of individual activities of industrial production by level of classification in the Standard Classification of Activities. Thus the relative importance of individual levels is defined and at the same time different levels of coverage are levelled.

In the same way we calculate indices for activities by end-use of products. The end-use of products is defined at the level of the groups

The table shows indices only for the groups whose share of value added is over 0.5% of the industry in the year 2000. This is true both for industrial production indices and for stock indices.

Indices of stocks are calculated on the basis of the volume of stocks of industrial products on the last day in the reporting month. The method of calculating this index is the same as for production.

Indices of persons in employment in the Statistical Register of Employment are persons in paid employment and self-employed persons who:

- have compulsory pension and health insurance or are employed on the territory of the Republic of Slovenia;
- are at least 15 years old and not retired.

Employment can be permanent or temporary, full time or part time.

Persons in employment covered in the table are:

- persons in paid employed in enterprises, companies, institutions and other organisations or in subsidiaries of foreign enterprises, elected or appointed holders of public functions, mothers with children working under special regulations, owners or enterprises who run them personally and are not insured otherwise, and since 1 January 1999 people performing public works; persons in paid employment

delajo v teh podjetjih, družbah in organizacijah po pogodbi o delu ali po avtorski pogodbi, in državljanov Republike Slovenije s stalno zaposlitvijo v slovenskih predstavništvih, gradbiščih ipd. v tujini.

- **osebe, ki so v delovnem razmerju (zaposlene osebe):** pri osebah, ki opravljajo gospodarsko ali pridobitno dejavnost; pri osebah, ki opravljajo poklicno dejavnost kot edini ali glavni poklic; pri fizičnih osebah, ki uporabljajo dopolnilno delo drugih ljudi;
- **samozaposlene osebe:** osebe, ki opravljajo gospodarsko ali pridobitno dejavnost (samostojni podjetniki posamezniki); osebe, ki opravljajo poklicno dejavnost kot edini ali glavni poklic (npr. samostojni raziskovalci).

Indeksi produktivnosti so opredeljeni kot razmerje med indeksom obsega industrijske proizvodnje in indeksom delovno aktivnega prebivalstva.

Desezonirani podatki o industrijski proizvodnji in trend

Indekse smo desezonirali z metodo Tramo/Seats, ki temelji na ARIMA-modelih. Pri oblikovanju modelov smo upoštevali časovno obdobje od januarja 1992 do januarja 2004. Na grafu je prikazan trend-cikel, ki kaže osnovno smer razvoja. Pri trend-ciklu je izključen vpliv slučajne komponente. V tabelah so prikazane desezonirane vrednosti. To so vrednosti, pri katerih je izključen vpliv sezone, tj. vrednosti, ki vsebujejo trend-cikel in naključno komponento. Pri desezoniranju indeksov smo upoštevali tudi vpliv delovnih dni, vpliv velike noči in vpliv slovenskih praznikov, seveda pri tistih časovnih vrstah, pri katerih so bili omenjeni vplivi statistično značilni. Zaradi narave podatkov smo spremenili modele pri nekaterih časovnih vrstah.

Objavljanje

Statistične informacije. Rudarstvo in predelovalne dejavnosti. Industrijska proizvodnja

KOMENTAR

Industrijska proizvodnja v prvih treh mesecih letošnjega leta je bila povprečno za 4,2 % večja kot v enakem lanskem obdobju. Letošnja januarska proizvodnja je presegla lansko januarsko za 3,3 %, letošnja februarska lansko februarsko za 0,9 % in letošnja marčna lansko marčno za 7,8 %.

Januarja letos so podjetja presegla proizvodnjo, doseženo v lanskem januarju, pri proizvodih za investicije (za 5,7 %) in pri proizvodih za vmesno porabo (za 5,2 %). V februarju letos pa sta se glede na lanski februar povečali proizvodnja proizvodov za investicije (za 7,2 %) in proizvodnja proizvodov za vmesno porabo (za 6,7 %); proizvodnja proizvodov za široko porabo pa je bila manjša (za 9,4 %). V marcu letos je bila proizvodnja v primerjavi s prejšnjim mesecem večja v vseh treh osnovnih dejavnostih po namenu porabe proizvodov (najbolj se je povečala proizvodnja proizvodov za široko porabo – za 25,8 %). Kljub temu pa je bila proizvodnja proizvodov za široko porabo v obdobju prvih treh mesecev letošnjega leta nekoliko manjša kot v enakem lanskem obdobju (za 0,1 %). Proizvodnja proizvodov za investicije in proizvodnja proizvodov za vmesno porabo pa sta se v tej primerjavi povečali – za 7 % oz. 6,4 %.

Proizvodnja v **področju rudarstvo** je bila v januarju in februarju letos nekoliko nižja od lanskega povprečja, in sicer za 3,7 % oz. 1,4 %, v letošnjem marcu pa je to povprečje presegla za 13,6 %. Proizvodnja v letošnjem marcu se je povečala tudi v primerjavi s prejšnjim mesecem, in sicer za 15,2 %. Skupen rezultat v prvih treh mesecih letošnjega leta pa je bil v tem področju za 12 % boljši kot v enakem obdobju lanskega leta.

Proizvodnja v **predelovalnih dejavnostih** je bila v prvih treh mesecih

are **not** persons working in enterprises, companies and organisations via contracts for work and citizens of the Republic of Slovenia permanently employed in Slovene embassies, on construction sites, etc., abroad.

- **persons in paid employment** at self-employed persons, at own account workers performing their activity as the only or principal occupation, and at natural persons using supplementary work of other people;
- **self-employed persons:** persons performing economic or gainful activity (individual private entrepreneurs) and own account workers performing their activity as the only or principal occupation (e.g. independent researchers).

The **productivity index** are defined as the ratio between the industrial I production index and the index of persons in employment.

Seasonally adjusted data on industrial production and the trend

The indices were seasonally adjusted with the Tramo/Seats method, which is based on ARIMA models. In designing the models we took into account the period from January 1992 to January 2004. The chart shows the trend-cycle, which indicates the main direction of evolution. The trend-cycle excludes the influence of the random component. Tables show seasonally adjusted values. These are values in which the influence of the season was eliminated, i.e. values that include the trend-cycle and the random component. In seasonal adjustment of indices we also took into account the influence of workdays, Easter and other national holidays, of course in those time series for which the mentioned influences were statistically significant. Due to the nature of data, we have changed models in some time series.

Publishing

Rapid Reports. Mining and Manufacturing. Industrial Production

COMMENT

In the first three months of this year industrial production was on average up by 4.2% compared to the same period last year. In January it was up by 3.3% over January 2003, in February by 0.9% over February 2003 and in March by 7.8% over March 2003.

In January 2004 industrial production increased compared to January 2003 in capital goods industries by 5.7% and in intermediate goods industries by 5.2%. Production in February was up compared to February last year in capital goods industries by 7.2% and in intermediate goods industries by 6.7%, while production in consumer goods industries fell by 9.4%. In March this year production grew compared to March 2003 in all three main industrial groups (the most in consumer goods industries, by 25.8%). Despite that, in the first three months of this year production in consumer goods industries was down by 0.1% compared to the first quarter of last year. Production in capital goods industries and in intermediate goods industries grew by 7% and 6.4% respectively.

Compared to last year's average, in January and February 2004 production in **mining and quarrying** was slightly down, by 3.7% and 1.4% respectively, while in March it was up by 13.6%. Production in March 2004 also increased compared to the previous month, i.e. by 15.2%. The total result of the first three months of this year improved by 12% over the same period last year.

In the first quarter of 2004 production in **manufacturing** grew by 4.2%



letošnjega leta povprečno za 4,2 % večja kot v enakem obdobju lanskega leta, po posameznih mesecih pa je bila večja za 3 % (januarja letos), 0,5 % (februarja letos) in 8,6 % (marca letos); lansko povprečje je bilo preseženo le v marcu (za 12,4 %). V prvih treh mesecih letošnjega leta je bila v primerjavi z enakim lanskim obdobjem rast industrijske proizvodnje zabeležena kar v devetih podpodročjih predelovalnih dejavnosti; najbolj se je povečala proizvodnja električne in optične opreme (za 14,6 %). V preostalih petih podpodročjih se je proizvodnja v tej primerjavi znižala (najbolj v proizvodnji koksa in naftnih derivatov, za 14,8 %).

Proizvodnja v **oskrbi z elektriko, plinom, paro in vodo** je bila v vseh treh mesecih letošnjega leta v povprečju višja od lanskega povprečja; proizvodnja po posameznih mesecih pa se je v primerjavi s proizvodnjo v istih mesecih lani gibala takole: v januarju in marcu je bila za 1,6 % oz. 3,1 % višja, v februarju pa za 1,8 % nižja. Skupen rezultat v prvih treh mesecih letošnjega leta je bil tako v tej dejavnosti za 1 % večji kot v enakem obdobju lanskega leta.

Obseg zalog industrijskih proizvodov v primerjavi z zalogami v prejšnjem mesecu je bil januarja letos za 11,6 % večji, februarja nekoliko manjši (za 0,1 %), marca pa se je spet povečal – za 5,4 %. Primerjava z zalogami v istem mesecu lanskega leta je pokazala, da so se zaloge v vseh treh mesecih povečale, in sicer v januarju za 20 %, v februarju za 16,6 % in v marcu za 17 %. Celoten obseg zalog v prvih treh mesecih letošnjega leta je bil tako v primerjavi z zalogami v enakem lanskem obdobju za 17,8 % večji. Januarja so se primerjavi s prejšnjim mesecem močno povečale zaloge v proizvodnji proizvodov za investicije (104 %), in tako je bil obseg zalog v tej dejavnosti v vseh treh mesecih letošnjega prvega četrtletja v primerjavi z zalogami v istih mesecih lanskega leta precej večji (januarja za 112,9 %, februarja za 103,4 % in marca za 90,6 %).

V rudarstvu so bile skupne zaloge v prvih treh mesecih letošnjega leta precej večje od lanskega povprečja, in tako je obseg zalog prvih treh mesecev letošnjega leta presegel obseg zalog v enakem lanskem obdobju kar za 138,2 %. Tudi v predelovalnih dejavnostih so bile zaloge v prvih treh mesecih letošnjega leta višje kot v istih mesecih lanskega leta (januarja za 16,6 %, februarja za 13,4 % in marca za 13,9 %).

Število zaposlenih oseb v industrijskih dejavnostih se je januarja in februarja letos glede na predhodni mesec povečalo za 0,1 %, kljub temu pa je bilo v obeh mesecih v primerjavi z istim mesecem lani nižje za 2,2 % oz. 2,1 %. V rudarstvu se je število zaposlenih januarja v primerjavi z lanskim decembrom znižalo za 3,2 %, v letošnjem februarju v primerjavi z letošnjim januarjem pa za 0,9 %. V primerjavi z istim mesecem lanskega leta pa je bilo januarja letos nižje za 10,2 %, februarja pa za 10,7 %. V predelovalnih dejavnostih se je število zaposlenih v januarju v primerjavi s prejšnjim mesecem povečalo za 0,2 %, v februarju pa za 0,1 %; v primerjavi z istim mesecem lani pa se je to število tako v januarju kot tudi v februarju zmanjšalo za 2 %. V oskrbi z elektriko, plinom, paro in vodo se je število zaposlenih januarja glede na prejšnji mesec znižalo za 0,1 %, februarja pa se glede na januar ni spremenilo. V primerjavi z istim lanskim mesecem je bilo v tej dejavnosti tako januarja kot tudi februarja zaposlenih za 2,3 % manj oseb.

Produktivnost je bila januarja in februarja letos v primerjavi z lanskim povprečjem nižja za 2,3 % oz. 1,5 %, v obeh omenjenih mesecih skupaj pa je bila v primerjavi z enakim obdobjem lanskega leta za 4,4 % višja.

Sestavili / Prepared by: Saša Čuljak, Maja Žaberl

Izdaja, založba in tisk Statistični urad Republike Slovenije, Ljubljana, Vožarski pot 12 - **Uporaba in objava podatkov dovoljena le z navedbo vira** - Odgovarja generalna direktorica mag. Irena Križman - Urednica zbirke Statistične informacije Marina Urbas - Slovensko besedilo jezikovno uredila Ivanka Zobec - Angleško besedilo jezikovno uredil Boris Panič - Tehnični urednik Anton Rojc - Naklada 136 izvodov - ISSN zbirke Statistične informacije 1408-192X - ISSN podzbirke Rudarstvo in predelovalne dejavnosti 1408-8908 - Informacije daje Informacijsko središče, tel.: (01) 241 51 04 - El. pošta: info.stat@gov.si - http://www.stat.si.

compared to the same period last year. By months, it was up by 3% in January, by 0.5% in February and by 8.6% in March. Last year's average was exceeded only in March (by 12.4%). Compared to the first three months of last year, in the same period this year industrial production was up in nine subsections of manufacturing; the most in manufacture of electrical and optical equipment (by 14.6%). In the other five subsections production decreased; the most in manufacture of coke, petroleum products and nuclear fuel (by 14.8%).

In all three months of 2004 production in **electricity, gas and water supply** was higher than last year's average. Comparison with the same month last year shows that production in January and March 2004 was up by 1.6% and 3.1% respectively, while in February 2004 it was down by 1.8%. The total result of the first three months of this year was 1% higher than in the same period last year.

Compared to the previous month, in January 2004 producer's **stocks of industrial products** grew by 11.6%, in February they decreased by 0.1% and in March they were up again by 5.4%. Comparison with stocks in the same month last year shows that stocks were up in all three months: in January by 20%, in February by 16.6% and in March by 17%. The total level of stocks in the first quarter of 2004 was up by 17.8% compared to the same period last year. Compared to the previous month, in January 2004 stock rose considerably in capital goods industries (by 104%), so that compared to the same months last year stocks were up in all first three months of this year (in January by 112.9%, in February by 103.4% and in March by 90.6%).

Total stocks in mining and quarrying in the first three months of this year were much higher than last year's average. Compared to the first quarter last year they were up 138.2%. In manufacturing, stocks in the first three months of this year were also up compared to the same months last year (in January by 16.6%, in February by 13.4% and in March by 13.9%).

In January and February 2004 the **number of persons in paid employment in industrial activities** increased by 0.1% compared to the previous month, nevertheless in both months it was down compared to the same months last year (by 2.2% and 2.1% respectively). In January this year employment in mining and quarrying was down by 3.2% compared to December 2003 and in February it was down by 0.9% compared to January. Compared to the same month last year, employment in January was down by 10.2% and in February by 10.7%. In January 2004 employment in manufacturing grew by 0.2% compared to December 2003 and in February by 0.1% compared to January. Compared to the same month last year, employment was down both in January and February by 2%. As regards electricity, gas and water supply, employment in January 2004 was down by 0.1% compared to December 2003 while in February it remained the same as in January. Compared to the same month last year, employment was down both in January and February by 2.3%.

Productivity in January and February this year fell by 2.3% and 1.5% compared to last year's average. In the first two months of 2004 productivity was 4.4% higher than in the same period of 2003.

Edited, published and printed by the Statistical Office of the Republic of Slovenia, Ljubljana, Vožarski pot 12 - **These data can be used provided the source is acknowledged** - Director-General Irena Križman - Rapid Reports editor Marina Urbas - Slovene language editor Ivanka Zobec - English language editor Boris Panič - Technical editor Anton Rojc - Total print run 136 copies - ISSN of Rapid Reports 1408-192X - ISSN of subcollection Mining and manufacturing 1408-8908 - Information is given by the Information Centre of the Statistical Office of the Republic of Slovenia, tel.: +386 1 241 51 04 - E-mail: info.stat@gov.si - http://www.stat.si.