

UDK 56.02:551.761(497.12)=863

Epigondolella abneptis and *E. spatulata* in the Lower Norian in the central Kamnik Alps, Slovenia

Anton Ramovš

Katedra za geologijo in paleontologijo, Univerza v Ljubljani, Aškerčeva 2, 61000 Ljubljana, Slovenija



Abstract

Epigondolella abneptis (Huckriede, 1958) and *E. spatulata* (Hayashi, 1968) from the Lower Norian (Upper Triassic) deeper marine micritic limestones with chert nodules and lenses in the locality Sleme, central Kamnik Alps, are presented.

Introduction

In the locality Sleme south of the Skuta Mountain well bedded dark gray micritic limestones with chert nodules and lenses contain very rich holothurian skeletons and individual conodonts with *Epigondolella abneptis* (Huckriede, 1958) and ramiform elements. Conodont samples contain also fish teeth, *Nurella* sp. and remains of floating crinoids (Ramovš & Jamnik, 1991; Jamnik & Ramovš, 1993).

Conodonts

Genus *Epigondolella* Mosher, 1968

Type species: *Polygnathus abneptis* (Huckriede, 1958)

Epigondolella abneptis (Huckriede, 1958)

Pl. 1, figs. 1a-d, 3a-c

1958 *Polygnathus abneptis* n. sp. – Huckriede, 156–157, pl. 11, 12, 14.

1980 *Metapolygnathus abneptis abneptis* (Huckriede, 1958 – Kovács & Kozur, 562–565, pl. 3, figs. 2, 3, pl. 4, figs. 1, 3 (cum syn.)).

1989b *Epigondolella abneptis* (Huckriede) – Kozur, pl. 18, fig. 5 (from Kovács & Kozur, 1980, pl. 3, fig. 3).

Material: 6 specimens.

Age: *E. abneptis* A.-Z., Lower Norian, Upper Triassic.

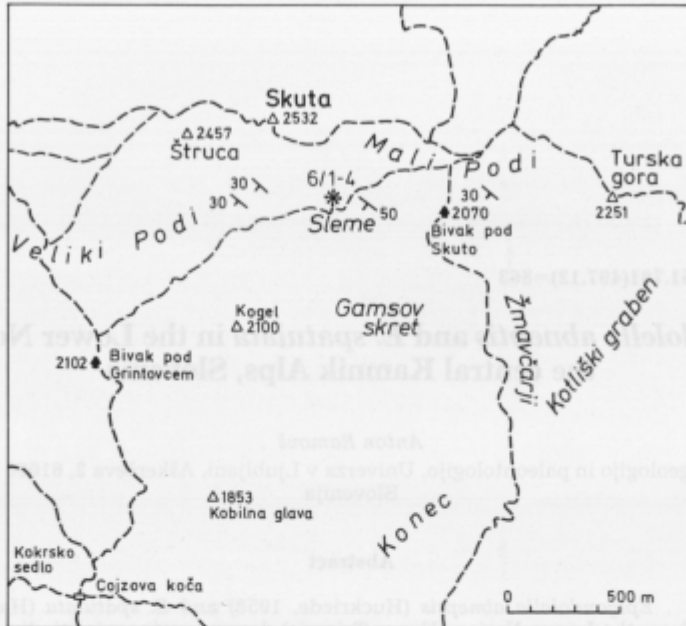


Fig. 1. Locality Sleme in the central Kamnik Alps with the Lower Norian deeper marine beds with conodonts and holothurian skeletons (after Jamnik & Ramovš, 1993)

Type species: *Epigondolella spatulata* (Hayashi, 1968)

Epigondolella spatulata (Hayashi, 1968)

Pl. 1, figs. 2a-c, 4a-c

- 1968 *Gladigondolella abneptis* var. *spatulata* var. nov. – Hayashi, 69, pl. 2, fig. 5.
- 1980 *Metapolygnathus abneptis spatulatus* (Hayashi, 1968) – Kovács & Kozur, 565–569, pl. 3, figs. 4, 5, pl. 4, fig. 2 (cum syn.).
- 1989a *Epigondolella spatulata* (Hayashi) – Kozur, 402.
- 1991 *Epigondolella spatulata* (Hayashi) – Koike, Kodachi, Matsuno & Baba, pl. 2, figs. 36–39.

Material: 10 specimens.

Age: *E. abneptis* A.-Z., Lower Norian, Upper Triassic.

Emended diagnosis: A subspecies of *Metapolygnathus abneptis* with nodes and sometimes ridges on the posterior part of the platform, which is commonly broadened in a spatula-like manner in adult specimens (Kovács & Kozur, 1980, 568).

Remarks: The juvenile forms from Sleme show a small denticle in the middle part of the platform and which is characteristic for juvenile stage of *E. spatulata* (cf. Kovács & Kozur, 1980, 565). In adult stage the specimens from Sleme are characterized with ridges on the posterior part of the platform.




Fig. 2. Lower Norian limestone with chert on Sleme and sites of conodont samples 6/1-4 (after Jamnik & Ramovš, 1993)
Photo A. Jamnik
A - limestone, B - chert

Acknowledgment

This work was carried out partly at the Institut of Geology and Paleontology (Fachbereich Geowissenschaften), University Marburg/Lahn. The author was kindly recieved at the Institute. Photographs were taken with Cam Scan by K. Fecher, and the prints prepared by J. Kirsch, Institut of Geology and Paleontology, University Marburg/Lahn. The work was supported by the Alexander von Humboldt-Stiftung. Warmest thanks are extended to all.


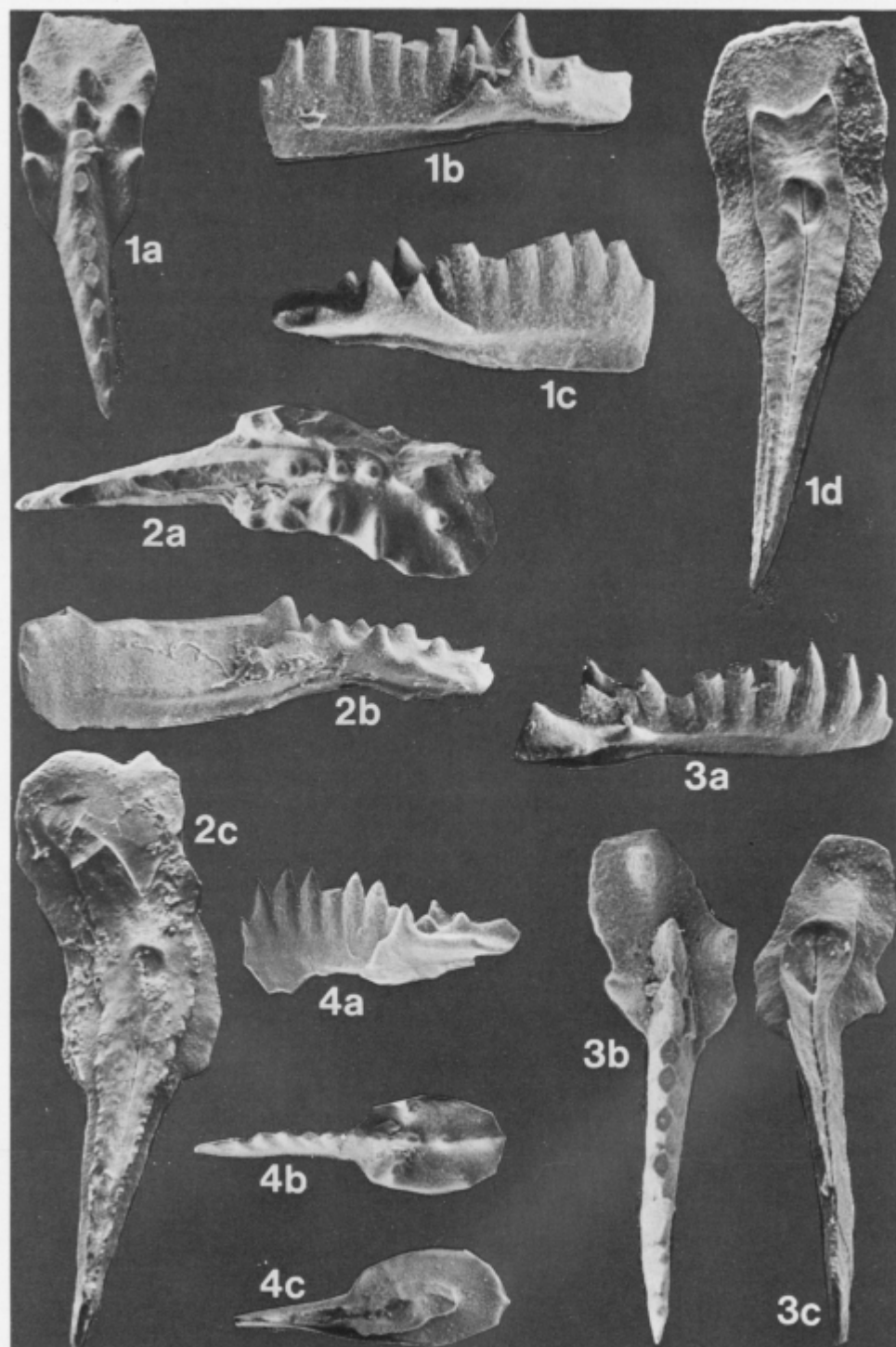


Plate 1

Lower Norian conodonts *Epigondolella abneptis* (Huckriede, 1958) and *E. spatulata* (Hayashi, 1968) on Sleme in the central Kamnik Alps

- 1 *Epigondolella abneptis* (Huckriede, 1958). Sleme, 6/3; 1a upper view, 1b, 1c lateral views, $\times 100$; 1d lower view, $\times 140$; adult form
- 2 *Epigondolella spatulata* (Hayashi, 1968). Sleme, 6/2; 2a upper view, 2b lateral view, $\times 70$, 2c lower view, $\times 90$; adult form
- 3 *Epigondolella abneptis* (Huckriede, 1958). Sleme, 6/3; 3a lateral view, $\times 135$, 3b upper view, 3c lower view, $\times 180$; juvenile stage
- 4 *Epigondolella spatulata* (Hayashi, 1968). Sleme, 6/1; 4a lateral view, 4b upper view, 4c lower view, $\times 160$; juvenile stage



References

- Huckriede, R. 1958: Die Conodonten der mediterranen Trias und ihr stratigraphischer Wert. – *Pal. Z.* 32, 141–175, 5 pls., 1 tab, Stuttgart.
- Jamnik, A. & Ramovš, A. 1993: Holoturijski skleriti in konodonti v zgornjekarnijskih (tuvalskih) in norijskih apnenicah osrednjih Kamniških Alp /Holothurian sclerites and conodonts in the Upper Carnian (Tuvalian) and Norian limestones in the central Kamnik Alps/. – *Geologija* 35, (1992), 7–63, Ljubljana.
- Kovács, S. & Kozur, H. 1980: Some remarks on Middle and Upper Triassic platform conodonts. – *Rec. Res. Geol.* 6, 541–581, Dehli.
- Koike, T., Kodachi, Y., Matsuno, T. & Baba, H. 1991: Triassic conodonts from exotic blocks of limestone in northern Kuzun, the Ashio Mountains. – *Sci. Repts Yokohama Nat. Univ., ser. II*, 38, 53–69, Yokohama.
- Kozur, H. 1989a: Significance of events in conodont evolution for the Permian and Triassic stratigraphy. – *Courier Forsch.-Inst. Senckenberg* 117, 385–408, Frankfurt.
- Kozur, H. 1989b: The taxonomy of the gondolellid conodonts in the Permian and Triassic. – *Courier Forsch. – Inst. Senckenberg* 117, 409–469, Frankfurt.
- Ramovš, A. & Jamnik, A. 1991: The first proof of the deeper marine Norian (Upper Triassic) beds with conodonts and holothurian skeletons in the Kamnik Alps (Slovenia). – *Rudar. – metal. zbornik* 38, 365–367, Ljubljana.

