

Alternating plane graphs

Ingo Althöfer

*Department of Mathematics and Computer Science, Friedrich-Schiller Universität,
Ernst-Abbe-Platz 2, 07743 Jena - Germany*

Jan Kristian Haugland

Arnstein Arnebergs vei 30, leilighet 308, 1366 Lysaker, Norway

Karl Scherer

11 Utting Street, Birkdale, 0626 Auckland, New Zealand

Frank Schneider

Dr.-Bernhard-Klein-Straße 99, 52078 Aachen, Germany

Nico Van Cleemput *

Department of Applied Mathematics, Computer Science and Statistics,

Ghent University, Krijgslaan 281 - S9 - WE02, 9000 Ghent, Belgium

Department of Mathematics and European Centre of Excellence NTIS

(New Technologies for the Information Society),

University of West Bohemia, Univerzitní 8, 306 14 Pilsen, Czech Republic

Received 17 December 2013, accepted 20 February 2015, published online 29 May 2015

Abstract

A plane graph is called alternating if all adjacent vertices have different degrees, and all neighboring faces as well. Alternating plane graphs were introduced in 2008. This paper presents the previous research on alternating plane graphs.

There are two smallest alternating plane graphs, having 17 vertices and 17 faces each. There is no alternating plane graph with 18 vertices, but alternating plane graphs exist for all cardinalities from 19 on. From a small set of initial building blocks, alternating plane graphs can be constructed for all large cardinalities. Many of the small alternating plane graphs have been found with extensive computer help.

Theoretical results on alternating plane graphs are included where all degrees have to be from the set $\{3, 4, 5\}$. In addition, several classes of “weak alternating plane graphs” (with vertices of degree 2) are presented.

*Corresponding author. Supported by the project NEXLIZ CZ.1.07/2.3.00/30.0038, which is co-financed by the European Social Fund and the state budget of the Czech republic.

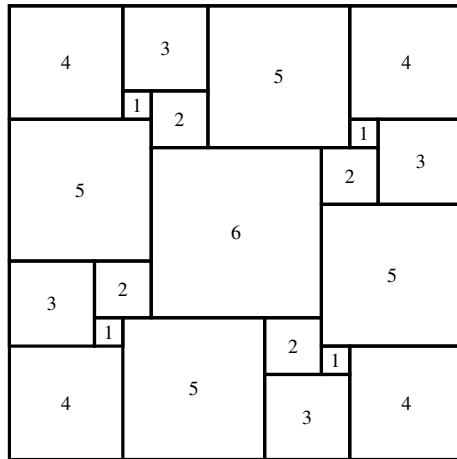


Figure 1: Karl Scherer: Squaring the square with 21 alternating squares.

Keywords: Plane graph, alternating degrees, exhaustive search, heuristic search.

Math. Subj. Class.: 05C10, 05C75

1 Introduction

The concept of alternating plane graphs was introduced by I. Althöfer in January 2008. Years before, he had seen K. Scherer’s squarings of a square, in particular the nice symmetric one where 21 small squares exactly fill a square of side length 16 in such a way that no two squares with the same side length join an edge or a vertex (see Figure 1). Scherer called such arrangements “alternating tilings”. The 21-solution is the second smallest such object. This concept of alternating tilings formed the inspiration for the definition of alternating plane graphs. A large portion of the history of the development of this concept can be found at [8].

The paper is organized as follows. In Section 2 we give the necessary definitions. In Section 3 several theorems about different types of alternating plane graphs are proven. In Section 4 and Section 5 we describe exhaustive and heuristic searches for alternating plane graphs. Section 6 gives an overview of the alternating plane graphs constructed by hand and by these searches. Section 7 and Section 8 deal with several techniques to construct large alternating plane graphs. In Section 9 we describe a relaxation of the definition of alternating plane graphs.

2 Definition

Note that a planar graph is a graph that can be embedded in the plane without crossing edges. A plane graph is a particular embedding of a planar graph.

Definition 2.1. A plane graph is called an *alternating plane graph*, when the following conditions are fulfilled:

- There are no adjacent vertices with the same degree.
- There are no adjacent faces with the same size.
- Each vertex has degree at least 3.
- Each face has size at least 3.

Note that the exterior face is also considered to be a face and also needs to satisfy the conditions above.

The following lemma follows immediately from the definition.

Lemma 2.2. *If G is a 3-edge-connected alternating plane graph, then the dual of G is also an alternating plane graph.*

For a 2-edge-connected alternating plane graph that is not 3-edge-connected, the dual is not a simple graph, and therefore the dual is not an alternating plane graph. Note that an alternating plane graph is always at least 2-edge-connected, since plane graph with edge connectivity 1 contains a face that is adjacent to itself.

3 Theoretical results

Definition 3.1. An alternating plane graph is called an (x_1, \dots, x_n) -*alternating plane graph* if all vertices have degree x_1, \dots, x_{n-1} or x_n and all faces have x_1, \dots, x_{n-1} or x_n sides.

3.1 Results for (3, 4, 5)-alternating plane graphs

Let v_i denote the number of vertices of degree i , and let f_j denote the number of faces with j sides.

Theorem 3.2. *If G is a (3, 4, 5)-alternating plane graph, then $v_3 = f_3$, $v_4 = f_4$ and $v_5 = f_5$.*

Proof. Suppose G is a (3, 4, 5)-alternating plane graph.

Summing the edges over the vertices shows that the total number of edges equals $\frac{3v_3+4v_4+5v_5}{2}$, while summing over the faces shows that it is $\frac{3f_3+4f_4+5f_5}{2}$. So we have

$$\frac{3v_3 + 4v_4 + 5v_5}{2} = \frac{3f_3 + 4f_4 + 5f_5}{2} \tag{3.1}$$

Euler's formula gives

$$2(v_3 + v_4 + v_5) + 2(f_3 + f_4 + f_5) = \frac{3v_3 + 4v_4 + 5v_5}{2} + \frac{3f_3 + 4f_4 + 5f_5}{2} + 4$$

which simplifies to

$$v_3 + f_3 = v_5 + f_5 + 8 \tag{3.2}$$

The rest of the proof is based on counting (i, j) -combinations, that is, the number of instances of a vertex of degree i incident with a face with j sides. For example, each vertex of degree 3 must be incident with a triangle, a quadrilateral and a pentagon, and each triangle must be incident with one vertex of each degree (3, 4 and 5). So we see that the number of (3, 3)-combinations must be equal to v_3 , but it must also be equal to f_3 , so we can deduce that

$$v_3 = f_3 \quad (3.3)$$

Note that (3.1) and (3.3) together implies that $v_5 - f_5$ must be divisible by 4.

Due to parity, each pentagon is incident with at least one vertex of each degree too, while a quadrilateral might have just two values represented.

Counting (3, 5)-combinations shows that

$$f_5 \leq v_3 \quad (3.4)$$

while a dual argument (counting (5, 3)-combinations) shows that

$$v_5 \leq f_3 \quad (3.5)$$

Combining (3.1), (3.2), (3.3), (3.4) and (3.5) gives us five possibilities:

$$\begin{aligned} v_5 &= v_3 - 8, f_5 = v_3 \\ v_5 &= v_3 - 6, f_5 = v_3 - 2 \\ v_5 &= v_3 - 4, f_5 = v_3 - 4 \\ v_5 &= v_3 - 2, f_5 = v_3 - 6 \\ v_5 &= v_3, f_5 = v_3 - 8 \end{aligned}$$

Let a_i denote the number of vertices of degree 5 incident with exactly one face with i sides (and two of each of the other two types). Adding these up gives the total number of vertices of degree 5; i.e., $a_3 + a_4 + a_5 = v_5$. Since a vertex of degree 5 is incident with either 1 or 2 triangles, the number of (5,3)-combinations is $a_3 + 2a_4 + 2a_5$, and since each triangle is incident with exactly one vertex of degree 5, we have $a_3 + 2a_4 + 2a_5 = f_3 = v_3$. Thus, $a_3 = 2v_5 - v_3$ and $a_4 + a_5 = v_3 - v_5$. It follows that

$$0 \leq a_5 \leq v_3 - v_5 \quad (3.6)$$

Similarly, with b_j denoting the number of pentagons incident with exactly one vertex of degree j , a dual argument shows that $b_3 = 2f_5 - v_3$ and $b_4 + b_5 = v_3 - f_5$, and it follows that

$$0 \leq b_5 \leq v_3 - f_5 \quad (3.7)$$

The number of (5,5)-combinations is $2a_3 + 2a_4 + a_5 = a_5 + 2(v_5 - a_5) = 2v_5 - a_5$, and a dual argument shows that it is also equal to $2f_5 - b_5$. So we have

$$a_5 - b_5 = 2(v_5 - f_5) \quad (3.8)$$

Now let us inspect the possible values of v_5 and f_5 found earlier in view of (3.6), (3.7) and (3.8):

v_5	f_5	$2(v_5 - f_5)$
$v_3 - 8$	v_3	$b_5 = 0$
$v_3 - 6$	$v_3 - 2$	$b_5 \leq 2$
$v_3 - 4$	$v_3 - 4$	0
$v_3 - 2$	$v_3 - 6$	$a_5 \leq 2$
v_3	$v_3 - 8$	$a_5 = 0$
		-16
		-8
		0
		8
		16

Since a_5 and b_5 are both non-negative integers, it is clear that (3.8) is only possible if $v_5 = f_5 = v_3 - 4$.

Of course, (3.1) now also gives $v_4 = f_4$ and the proof is complete. □

We can go a little bit further and show that if $p(i, j)$ denotes the number of (i, j) -combinations, then $p(i, j) = p(j, i)$ for all i, j in $\{3, 4, 5\}$. We have $p(3, j) = v_3$ and $p(i, 3) = f_3$ for each i, j , and we know that $v_3 = f_3$. So it remains to prove that $p(4, 5) = p(5, 4)$. But $p(4, 5) = 2b_3 + b_4 + 2b_5$ and $p(5, 4) = 2a_3 + a_4 + 2a_5$, so it suffices to verify that $a_i = b_i$ for every i , and this is immediate from the proof of the theorem.

Corollary 3.3. *There is no $(3, 4, 5)$ -alternating graph with fewer than 17 vertices.*

Proof. Let $r = v_3 = f_3$. So there are r vertices of degree 3, $r - 8$ vertices incident with a triangle, two quadrilaterals and two pentagons, and 4 other vertices of degree 5, and correspondingly for the dual objects. An immediate consequence is that r is at least 8. The number of edges incident with a triangle is $3r$. In addition, each of the r vertices of degree 3 is incident with an edge that is not incident with any triangles. The r edges thus obtained are all distinct, since each one is only incident with one vertex of degree 3. Hence, there are at least $4r \geq 32$ edges, and the result then follows from Euler’s formula. □

For larger r , we can get a better estimate for the number of edges than $4r$ by considering pentagons instead. There are $r - 4$ pentagons, contributing $5r - 20$ edges, and as above, r distinct edges incident with a triangle, a quadrilateral, and a vertex of degree 3. This gives a lower bound of $6r - 20$ edges. Any edges not counted so far must be incident with a triangle, a quadrilateral and two vertices of degrees 4 and 5. The number of such edges is bounded by the number of triangles, which gives an upper bound of $7r - 20$ edges in total.

Furthermore, since we have that the number of edges is

$$\frac{3f_3 + 4f_4 + 5f_5}{2},$$

it follows that the number of quadrilaterals is in the interval $[r - 5, \frac{3}{2}r - 5]$.

3.2 X, Y -alternating plane graphs

Definition 3.4. An alternating plane graph is called an X, Y -alternating plane graph if there are exactly X different vertex degrees and Y different face sizes.

Let d_1, \dots, d_X be the different degrees of vertices sorted in ascending order:

$$3 \leq d_1 < d_2 < \dots < d_X,$$

and let s_1, \dots, s_Y be the different sizes of faces sorted in ascending order:

$$3 \leq s_1 < s_2 < \dots < s_Y.$$

Again let v_{d_i} , resp. f_{s_i} , be the number of vertices with degree d_i , resp. faces with size s_i . We denote the total number of vertices, resp. edges and faces, by V , resp. E and F .

This means we have

$$\begin{aligned} \sum_{i=1}^X v_{d_i} &= V & \sum_{i=1}^X d_i v_{d_i} &= 2E \\ \sum_{i=1}^Y f_{s_i} &= F & \sum_{i=1}^Y s_i f_{s_i} &= 2E \end{aligned}$$

Substituting this in Euler’s formula gives

$$4 \sum_{i=1}^X v_{d_i} + 4 \sum_{i=1}^Y f_{s_i} = \sum_{i=1}^X d_i v_{d_i} + \sum_{i=1}^Y s_i f_{s_i} + 8$$

which simplifies to

$$\sum_{i=1}^X (4 - d_i) v_{d_i} + \sum_{i=1}^Y (4 - s_i) f_{s_i} = 8. \tag{3.9}$$

Since these are all positive numbers and d_i and s_i are at least 3, this formula gives us that at least one of d_1 and s_1 is equal to 3.

It is immediately clear that X and Y are at least 2. Assume that G is a 2, Y -alternating plane graph. This means that there are only two different vertex degrees and they form a 2-colouring of the vertices. So G is bipartite and thus contains no odd cycles. This also implies that all s_i are even and thus $s_1 \neq 3$. This gives us that $d_1 = 3$. Substituting this information in (3.9) gives

$$v_{d_1} + (4 - d_2)v_{d_2} + \underbrace{\sum_{i=1}^Y (4 - s_i) f_{s_i}}_{<0} = 8. \tag{3.10}$$

Note that $d_1 = 3$ also implies that Y is at least 3.

If $X = 2$, we also have that $d_1 v_{d_1} = d_2 v_{d_2} = E$, since each vertex is only adjacent to vertices with a different degree. So we have that

$$3v_{d_1} = d_2 v_{d_2}. \tag{3.11}$$

Combining (3.10) and (3.11), we find that

$$\left(4 - \frac{2}{3}d_2\right)v_{d_2} + \underbrace{\sum_{i=1}^Y (4 - s_i) f_{s_i}}_{<0} = 8.$$

From this it follows that

$$4 - \frac{2}{3}d_2 > 0,$$

and so $d_2 = 4$ or $d_2 = 5$. This means that all 2, Y -alternating plane graphs have degrees 3 and 4 or degrees 3 and 5.

We can find lower bounds for the number of vertices in 2, Y -alternating plane graphs. We can rewrite (3.10) as

$$v_{d_1} + (4 - d_2)v_{d_2} = 8 + \sum_{i=1}^Y (s_i - 4)f_{s_i}. \tag{3.12}$$

Since $d_1 = 3$, there are at least 3 different face sizes and all face sizes are even, since the graph is bipartite. This means that the left hand side in (3.12) is at least 14 (one face of size 4, one of size 6 and one of size 8). So we find:

$$v_{d_1} + (4 - d_2)v_{d_2} \geq 14. \tag{3.13}$$

If $d_2 = 4$, then (3.13) implies that $n_1 \geq 14$ and, combined with (3.11), this also implies $n_2 \geq 11$, so we get:

$$V = v_{d_1} + v_{d_2} \geq 25.$$

If $d_2 = 5$, then (3.13) implies that $v_{d_1} - v_{d_2} \geq 14$. Combined with (3.11), this implies that $v_{d_1} \geq 35$ and $v_{d_2} \geq 21$, so we get:

$$V = v_{d_1} + v_{d_2} \geq 56.$$

This shows that the minimum order of 2, Y -alternating plane graphs lies out of reach of the exhaustive search described in Section 4. However, the restrictions imposed on the relation between the number and size of faces and the number and degree of vertices are quite strong, so we conjecture that there exist no 2, Y -alternating plane graphs. The situation changes if we relax the definition of alternating plane graph to also allow for vertices of degree 2. This is explained in Section 9.

4 Exhaustive search

In this section we describe the exhaustive search that was used to verify the minimality of the two alternating plane graphs with 17 vertices. The algorithm described here checks each plane graph with a given number of vertices for being an alternating plane graph. The number of plane graphs however increases too fast with increasing number of vertices to be able to verify all graphs up to 17 vertices in an acceptable time span (see Table 1). Therefore we apply several bounding criteria which prune the graphs so that not all plane graphs need to be verified individually.

We use the algorithm described in [2] to generate plane graphs with a given number of vertices. In this algorithm plane graphs are generated by starting from triangulations and removing edges of triangles to obtain the other plane graphs. That each plane graph can be constructed by this algorithm can be realised by looking at the reverse process. We can recursively add an edge between two vertices at distance 2 in a face of size greater than 3. This can be done until we end up with a triangulation. In order to avoid isomorphic graphs the algorithm in [2] uses McKay’s canonical construction path method.

A plane graph G is the *parent* of a plane graph G' , if in the algorithm described above G' is obtained from G by removing an edge. A plane graph G is an *ancestor* of a plane graph G' if there exist plane graphs G_1, \dots, G_n such that G is the parent of G_1 , G_i is the parent of G_{i+1} for $1 \leq i < n$ and G_n is the parent of G' .

n	Graphs
4	1
5	2
6	9
7	48
8	429
9	4 794
10	64 968
11	954 362
12	14 791 881
13	237 306 720
14	3 910 739 201
15	65 870 458 907
16	1 130 289 662 773
17	19 709 446 129 094

Table 1: The number of 1-connected plane simple graphs with n vertices. This table was constructed using `plantri`.

The next lemmas follow immediately from the fact that a vertex degree can only decrease during the process above and that the minimum degree is 3.

Lemma 4.1. *A plane graph with two adjacent vertices of degree 3 is never an ancestor of an alternating plane graph.*

Lemma 4.2. *A plane graph with a triangle with vertices of degree 3, 4 and 4 is never an ancestor of an alternating plane graph.*

These two lemmas have been used to implement a modification of the program `plantri` in order to only generate alternating plane graphs. As can be seen in Table 2, Lemma 4.1 gives the most restrictions on the generation process. This motivates our choice to implement the modifications to generate alternating plane graphs as follows. After an edge is removed we check whether we can prune the graph based on Lemma 4.1. During an edge removal only two vertices change their degree. If either of these vertices have degree 3, we need to check whether there are any neighbours with degree 3. Then the algorithm from [2] continues and checks whether the edge removal was canonical. If this test also passes, we then check to see whether the graph can be pruned based on Lemma 4.2. When the algorithm finds a graph that it wants to output, we still need to check it for being an alternating plane graph. However, the number of graphs that remain to be checked, is considerably smaller than when just using such a filter on the unmodified algorithm from [2].

The results of the exhaustive search are shown in Table 3. As can be seen, the running time increases greatly near the end of the table. To obtain these results the jobs were split into several parts. These were run on 2.26 GHz Intel Xeon Nehalem processors and 2.6 GHz Intel Xeon Sandy Bridge processors. The time needed per job is not evenly distributed: some jobs were finished in less than a minute, while other jobs still needed more

n	Lemma 4.1		Lemma 4.2		Lemma 4.1 and Lemma 4.2	
	Graphs	Ratio	Graphs	Ratio	Graphs	Ratio
4	1	100.0%	1	100.0%	1	100.0%
5	1	50.0%	1	50.0%	1	50.0%
6	3	33.3%	6	66.7%	3	33.3%
7	14	29.2%	30	62.5%	13	27.1%
8	105	24.5%	273	63.6%	85	19.8%
9	1 039	21.7%	2 901	60.5%	786	16.4%
10	13 073	20.1%	37 549	57.8%	9 164	14.1%
11	179 961	18.9%	533 883	55.9%	119 395	12.5%
12	2 616 640	17.7%	8 034 607	54.3%	1 664 062	11.2%
13	39 229 044	16.5%	125 435 404	52.9%	24 075 368	10.1%
14	601 955 195	15.4%	2 013 603 025	51.5%	358 017 589	9.2%
15	9 410 493 660	14.3%	33 047 399 191	50.2%	5 438 015 472	8.3%
16	149 488 913 702	13.2%	552 519 039 867	48.9%	84 066 660 749	7.4%
17	2 408 166 869 587	12.2%	9 385 351 956 659	47.6%	1 319 262 418 144	6.7%

Table 2: The influence of Lemma 4.1 and Lemma 4.2 on the number of graphs. The ratio shows what percentage of graphs remain to be checked for being an alternating plane graph compared to the total number of plane graphs on n vertices.

than a week. This uneven distribution makes it difficult to also obtain the results for 20 vertices even when we split the generation into many jobs.

5 Heuristic searches

This section describes the implementation of the algorithm, which was used to find (3,4,5)-alternating plane graphs with 17, 20, 21, \dots , 41, 42 vertices and also some other alternating plane graphs with certain sought properties.

The basic idea of the algorithm is to grow a $(3, \dots, x)$ -alternating plane graph with exactly N vertices by starting with a smallest face (e.g., a triangle) as the current graph and then systematically adding one face at a time “at the border” of the current graph, using backtracking when it becomes obvious that no solution (or no better solution than the best solution found so far) can be found.

Note that the border of the faces added so far is also a face of the graph, which we call the exterior face. We call the other faces interior faces.

The degree of already created interior faces never changes during the construction and adjacent interior faces always have different degree, i.e., fulfill the face constraint. Vertices adjacent only to interior faces (no longer at the border) are called interior vertices. Their degree also cannot change and so they always have to have different degree (fulfill the vertex constraint).

The recursive search takes a graph represented by the faces added so far and the current border and then recursively tries all possible ways to add a new face at the border. Listing 1 gives an overview.

The recursive search first checks, if any interior vertices violate the vertex constraint. In that case it backtracks, because the degree of interior vertices does not change by adding faces at the border and so the vertex constraint cannot be fulfilled. Then a lower bound on the number of edges needed to fix vertex constraint violations between border vertices or between border and interior vertices is computed. If the algorithm has already found a

```
recursiveSearch(currentGraph, remaining number of vertices)
{
  return,
    if interior vertices violate the vertex-constraint or
    if no solution with less edges than the best solution
      found so far is possible.

  probe hashtable

  check, if a solution has been found

  generate all feasible branches
  sort them
  for branches
    add face to graph
    recursiveSearch
    remove added face

  remember current graph in hashtable
}
```

Listing 1: Recursive search

```
generateBranches(currentGraph)
{
  for s = start-vertex of the new face
    for e = end-vertex of the new face
      for n=0..N-nVertices new vertices to add
        generate branch n-path between s and e
        generate branch n-path between e and s
        check if the new branches are feasible
}
```

Listing 2: Generating branches

solution, it does not search for solutions with more edges.

Now, the algorithm probes a hashtable to check if an equivalent graph has been visited previously by the recursive search. The hash table stores the current border (number of vertices, degree of each vertex, degree of each (interior) face on border edges) and the number of vertices and edges used so far. However, it does not store the vertex indices of the border vertices or any interior vertices/faces of the current graph. So on the one hand, the hashing only detects some isomorphisms, but on the other hand, it prevents the algorithm from extending on a current graph, which only differs from a previously searched graph (with identical border vertex degrees and faces) at irrelevant interior vertices/faces.

Unlike the exhaustives search in Section 4 the algorithm does not generate all alternating plane graphs but it can be used to find at least one alternating plane graph with sought properties (e.g., a (3, 4, 5)-alternating plane graph with 17 vertices).

If the current graph is a valid alternating plane graph with the sought properties (e.g., a (3, 4, 5)-alternating plane graph with 17 vertices), it is returned. Otherwise the search continues by generating all feasible branches. Each feasible branch adds one face at the border of the current graph by adding a single edge or a n -path between two border vertices.

The program can be run to search the whole searchspace or (when just trying to find a graph) as a beamsearch. In beamsearch mode, successor nodes of the search are ordered heuristically and only the best X successors are searched. Listing 2 shows how branches are generated.

For all pairs of border-vertices s and e and each number n of vertices to be added, generateBranches() tries to generate two branches. The first connects s to e by a n -path and the second connects e to s by a n -path. A branch is feasible if

- the degree of the new face is valid (e.g., $3 \leq \text{degree} \leq 5$ for a (3, 4, 5)-alternating plane graph), and
- the face-constraint between the new face and interior faces is valid.

At the root of the search tree (when adding the second face to the first face), some extra rules are used to prevent generating (too many) isomorphic graphs.

For $n \leq 17$, the number of nodes needed to fully search (3,4,5)-alternating plane graphs with n vertices is roughly four times that of $n - 1$. For $n = 18$ and $n = 19$ that factor increases to about 25. This behaviour is caused by the diminishing effect of the hashtable on the number of nodes searched, when the size of the graph increases.

6 List of constructed alternating plane graphs

As can be seen in Table 3, the exhaustive search shows that the smallest alternating plane graphs have 17 vertices. Both are (3,4,5)-alternating plane graphs, have 8 triangles, 5 quadrangles and 4 pentagons, and are self-dual. Figure 2 on the left shows the graph found by Frank Schneider using the heuristic search and on the right the graph found in Ghent using the exhaustive search. The minimality of the 17-vertex graphs has been confirmed by an independent implementation.

n	Graphs	Time
4	0	0.0 s
5	0	0.0 s
6	0	0.0 s
7	0	0.0 s
8	0	0.0 s
9	0	0.0 s
10	0	0.0 s
11	0	0.2 s
12	0	2.1 s
13	0	31.4 s
14	0	≈ 7.9 min
15	0	≈ 2.0 hours
16	0	≈ 1.3 days
17	2	≈ 16.4 days
18	0	≈ 301.3 days
19	5	≈ 13.1 years

Table 3: The number of 1-connected alternating plane graphs found by the exhaustive search described in Section 4. For the largest orders, the jobs were split into several parts and the cumulated running time is given. These were run on 2.26 GHz Intel Xeon Nehalem processors and 2.6 GHz Intel Xeon Sandy Bridge processors.

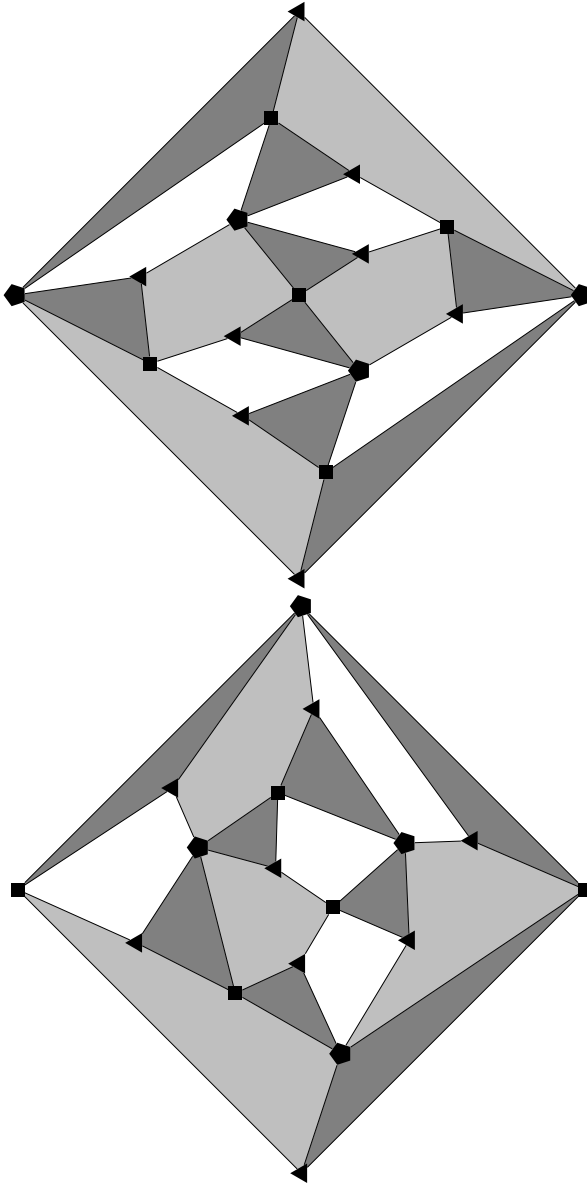


Figure 2: The two smallest alternating plane graphs: on the left Schneider-17 and on the right Ghent-17. The vertices of degree 3, resp. 4 and 5, are shown with triangles, resp. squares and pentagons. The faces of size 3, resp. 4 and 5, are shown in dark gray, resp. white and light gray.

nr	V	F	Γ	dual	author	vertices								faces							
						3	4	5	6	7	8	3	4	5	6	7	8	9	10	11	12
1:	17	17	C_2	S	FS	8	5	4				8	5	4							
2:	17	17	C_2	S	FS, GG	8	5	4				8	5	4							
3:	19	19	C_1	6	GG	9	6	3	1			9	5	5							
4:	19	19	C_3	S	GG	9	6	3	1			9	6	3	1						
5:	19	19	C_1	S	GG	9	6	3	1			9	6	3	1						
6:	19	19	C_1	3	GG	9	5	5				9	6	3	1						
7:	19	19	C_3	S	GG	9	6	3	1			9	6	3	1						
8:	20	20	C_1	S	FS	9	6	5				9	6	5							
9:	21	21	C_2	S	FS	10	5	6				10	5	6							
10:	22	22	C_1	11	FS	10	6	6				10	6	6							
11:	22	22	C_1	10	FS	10	6	6				10	6	6							
12:	22	22	C_2	13	FS	10	6	6				10	6	6							
13:	22	22	C_2	12	FS	10	6	6				10	6	6							
14:	23	23	C_1	15	FS	10	7	6				10	7	6							
15:	23	23	C_1	14	FS	10	7	6				10	7	6							
16:	23	23	C_2	17	FS	10	7	6				10	7	6							
17:	23	23	C_2	16	FS	10	7	6				10	7	6							
18:	24	24	C_1	19	FS	10	8	6				10	8	6							
19:	24	24	C_1	18	FS	10	8	6				10	8	6							
20:	25	25	C_1	21	KNLS	12	6	6	1			12	8	2	3						
21:	25	25	C_1	20	KNLS	12	8	2	3			12	6	6	1						
22:	25	25	C_3	23	KS	12	6	6	1			12	9	0	4						
23:	25	25	C_3	22	KS	12	9	0	4			12	6	6	1						
24:	25	25	C_2	S	FS	10	9	6				10	9	6							
25:	25	25	C_2	26	KS	12	7	4	2			12	7	4	2						
26:	25	25	C_2	25	KS	12	7	4	2			12	7	4	2						
27:	26	26	C_1	28	FS	11	8	7				11	8	7							
28:	26	26	C_1	27	FS	11	8	7				11	8	7							
29:	27	27	C_1	S	FS	11	9	7				11	9	7							
30:	28	28	C_1	S	FS	11	10	7				11	10	7							
31:	29	29	C_1	32	FS	12	9	8				12	9	8							
32:	29	29	C_1	31	FS	12	9	8				12	9	8							
33:	29	31	C_1	37	KS	12	8	6	3			15	9	7							
34:	30	30	C_1	36	FS	12	10	8				12	10	8							
35:	30	33	C_1	46	FS	12	9	5	3	1		16	11	6							
36:	30	30	C_1	34	FS	12	10	8				12	10	8							
37:	31	29	C_1	33	KS	15	9	7				12	8	6	3						
38:	31	31	C_1	S	FS	12	11	8				12	11	8							
39:	32	32	C_1	S	FS	12	12	8				12	12	8							
40:	32	32	C_1	41	FS	12	12	8				12	12	8							
41:	32	32	C_1	40	FS	12	12	8				12	12	8							
42:	32	32	C_2	43	KS	14	10	6	2			16	8	6	1	0	1				
43:	32	32	C_2	42	KS	16	8	6	1	0	1	14	10	6	2						
44:	33	33	C_1	45	FS	13	11	9				13	11	9							
45:	33	33	C_1	44	FS	13	11	9				13	11	9							
46:	33	30	C_1	35	FS	16	11	6				12	9	5	3	1					
47:	33	33	C_2	49	KS	14	10	8	1			16	8	8	0	0	1				
48:	33	33	C_2	50	KS	16	11	2	2	2		16	8	6	3						
49:	33	33	C_2	47	KS	16	8	8	0	0	1	14	10	8	1						
50:	33	33	C_2	48	KS	16	8	6	3			16	11	2	2	2					
51:	34	34	C_1	52	FS	13	12	9				13	12	9							

Continued on next page

Table 4 – Continued from previous page

nr	V	F	Γ	dual	author	vertices					faces													
						3	4	5	6	7	8	3	4	5	6	7	8	9	10	11	12			
52:	34	34	C_1	51	FS	13	12	9				13	12	9										
53:	34	32	C_2	N	KS	16	10	8				16	8	6	0	0	1	0	1					
54:	34	33	C_1	N	KS	16	10	6	2			15	8	8	1	1								
55:	34	34	C_1	N	KS	16	10	5	2	1		16	9	8	0	0	1							
56:	35	35	C_1	S	FS	13	13	9				13	13	9										
57:	35	35	C_2	N	KS	16	11	4	4			16	10	8	0	0	1							
58:	35	36	C_1	59	KS	17	10	4	2	1	1	17	10	8	0	1								
59:	36	35	C_1	58	KS	17	10	8	0	1		17	10	4	2	1	1							
60:	36	36	C_1	61	FS	14	12	10				14	12	10										
61:	36	36	C_1	60	FS	14	12	10				14	12	10										
62:	36	34	C_1	N	KS	17	11	7	1			15	9	7	2	0	1							
63:	37	37	C_1	S	FS	14	13	10				14	13	10										
64:	37	37	C_2	65	KS	16	11	8	2			16	10	10	1									
65:	37	37	C_2	64	KS	16	10	10	1			16	11	8	2									
66:	37	38	C_1	70	KS	17	10	6	3	1		18	10	9	0	1								
67:	37	38	C_1	77	KS	16	10	8	2	0	1	18	11	10										
68:	38	38	C_1	S	FS	14	14	10				14	14	10										
69:	38	36	C_2	N	KS	18	12	6	2			18	9	6	2	0	0	0	0	0	0	0	0	1
70:	38	37	C_1	66	KS	18	10	9	0	1		17	10	6	3	1								
71:	38	38	C_1	72	KS	18	10	6	4			18	10	7	2	1								
72:	38	38	C_1	71	KS	18	10	7	2	1		18	10	6	4									
73:	38	39	C_1	78	KS	17	10	9	1	0	1	18	10	10	1									
74:	39	39	C_1	75	FS	14	15	10				14	15	10										
75:	39	39	C_1	74	FS	14	15	10				14	15	10										
76:	39	37	C_1	N	KS	18	11	10				18	8	8	2	0	0	0	1					
77:	39	37	C_2	67	KS	18	11	10				16	10	8	2	0	1							
78:	39	38	C_1	73	KS	18	10	10	1			17	10	9	1	0	1							
79:	39	39	C_2	80	KS	18	9	10	2			18	10	10	0	0	1							
80:	39	39	C_2	79	KS	18	10	10	0	0	1	18	9	10	2									
81:	40	40	C_1	82	FS	15	14	11				15	14	11										
82:	40	40	C_1	81	FS	15	14	11				15	14	11										
83:	40	42	D_2	85	KS	16	10	12	2			20	10	12										
84:	41	41	C_1	S	FS	15	15	11				15	15	11										
85:	42	40	D_2	83	KS	20	10	12				16	10	12	2									
86:	42	42	C_1	87	FS	15	16	11				15	16	11										
87:	42	42	C_1	86	FS	15	16	11				15	16	11										
88:	44	42	C_2	N	KS	20	12	12				18	10	12	1	0	1							

Table 4: An overview of all the alternating plane graphs constructed for this paper. The first column gives a number for each alternating plane graph. The second column gives the number of vertices. The third column gives the number of faces. The fourth column gives the symmetry group Γ . If the graph does not have a simple dual, then the fifth column contains the letter N. If the graph is selfdual, then the fifth column contains the letter S, otherwise the fifth column contains the number of the dual of this graph. The sixth column gives the author of the graph: FS = Frank Schneider, GG = Ghent group, KNLS = Katrin Nimczick and Lisa Schreiber, KS = Karl Scherer. The remaining columns give the number of vertices for each degree and the number of faces for each number of sides.

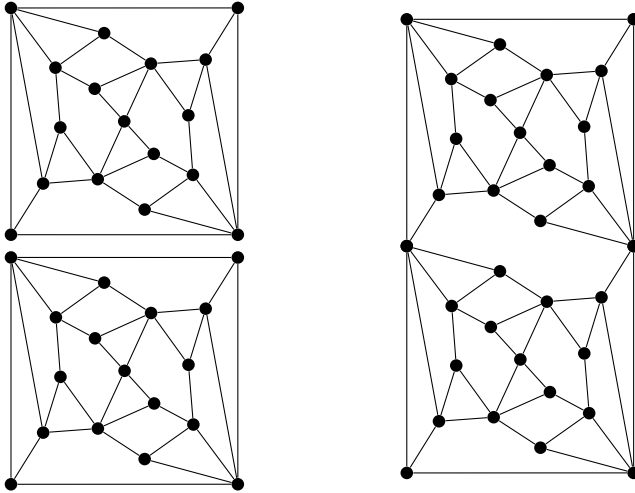


Figure 3: Glueing alternating plane graphs together by identifying vertices in the exterior face.

7 Glueing alternating plane graphs together

The idea for this technique is quite simple: take two alternating plane graphs A and B , place them apart so that they do not intersect, then identify some of the “exterior” vertices and check whether the result is an alternating plane graph. This is best explained with an example.

In Figure 3 two copies of a $(3, 4, 5)$ -alternating plane graph with 17 vertices and 17 faces each are displayed. If we identify the vertex of degree 3 at the lower left of the top alternating plane graph with the vertex of degree 5 at the upper left of the bottom alternating plane graph, and the vertex of degree 5 at the lower right of the top alternating plane graph with the vertex of degree 3 at the upper right of the bottom alternating plane graph and remove the identified edge, we obtain the alternating plane graph shown on the right side of Figure 3, which has 32 vertices and 32 faces. Note that the new alternating plane graph is not a $(3, 4, 5)$ -alternating plane graph anymore. Two vertices now have degree 6, one face has size 6 (the exterior face) and one face has size 8. The degrees of all other vertices and faces are unchanged.

Let us look at the left of Figure 3 again. If we identify the vertex of degree 3 at the lower left of the top alternating plane graph with the vertex of degree 3 at the upper right of the bottom alternating plane graph, we obtain a new alternating plane graph with 33 vertices and 33 faces, as shown in Figure 4.

Note that the new alternating plane graph is not a $(3, 4, 5)$ -alternating plane graph anymore. One of the vertices now has degree 6 and one face has size 8. The degrees of all other vertices and faces are unchanged. This new alternating plane graph is also only 1-connected.

Looking at both examples it is clear how we can concatenate an unlimited number of alternating plane graphs to make larger and large alternating plane graphs. Using the

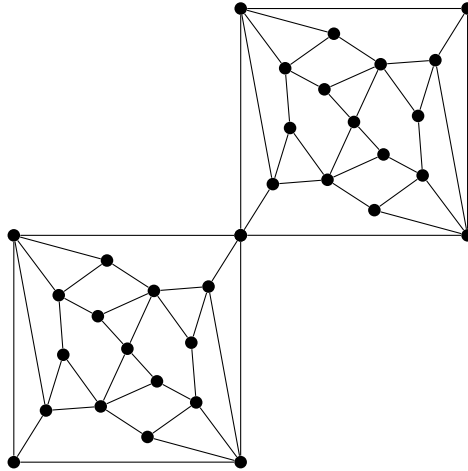


Figure 4: An alternating plane graph obtained by identifying two vertices of degree 3 in the left part of Figure 3

alternating plane graphs that were found by the heuristic and exhaustive search, we obtain the following result.

Theorem 7.1. *For any $n \geq 19$ there exists a 3-edge-connected alternating plane graph on n vertices.*

8 Large (3,4,5)-alternating plane graphs

In the previous section we showed that for any $n \geq 19$ there exists an alternating plane graph on n vertices. The size of the faces and the degree of the vertices can however increase vastly using the construction described there.

In this section we show that for each number $n \geq 111$ there exists an (3,4,5)-alternating plane graph on n vertices.

At the basis of the construction lie the 4 building blocks A, B, C, D shown in Figure 5. We will first describe how to construct a (3,4,5)-alternating plane graph from these building blocks.

All black vertices in the building blocks have degrees 3, 4 or 5. No vertex of degree 3, 4 or 5 is adjacent to a vertex with the same degree. The white vertices are only adjacent to vertices of degree 5. All faces, except the face in the middle and the exterior face, have size 3, 4 or 5. No face of size 3, 4 or 5 is adjacent to a face with the same size. The face in the middle and the exterior face are only adjacent to faces of size 5. The building blocks have 21, 22, 23 and 24 vertices for A, B, C, D respectively.

To combine two building blocks the three white vertices in the middle face of one block need to be identified one by one with a white vertex in the exterior face of the other block. An example is shown in Figure 6. The identified vertices all have degree 4 and are still only adjacent to vertices of degree 5. The newly created faces have size 4 and are only adjacent to faces of size 5. The new graph is again a building block with the same properties, but if the two original building blocks had n_1 and n_2 vertices, then this new building block has

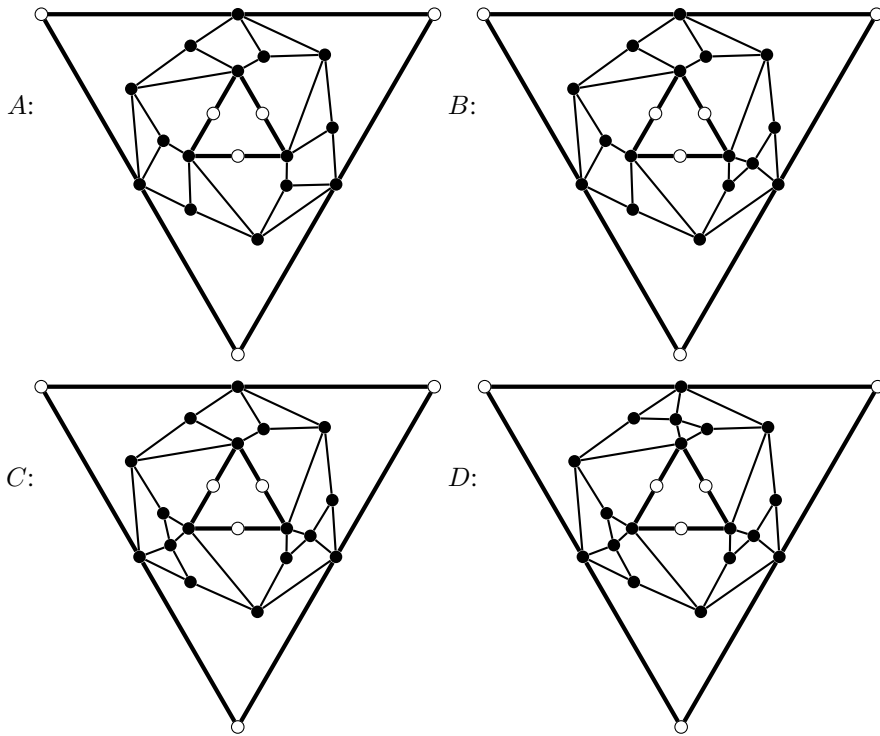


Figure 5: The four building blocks that are used to construct a $(3,4,5)$ -alternating plane graph on n vertices for any $n \geq 111$.

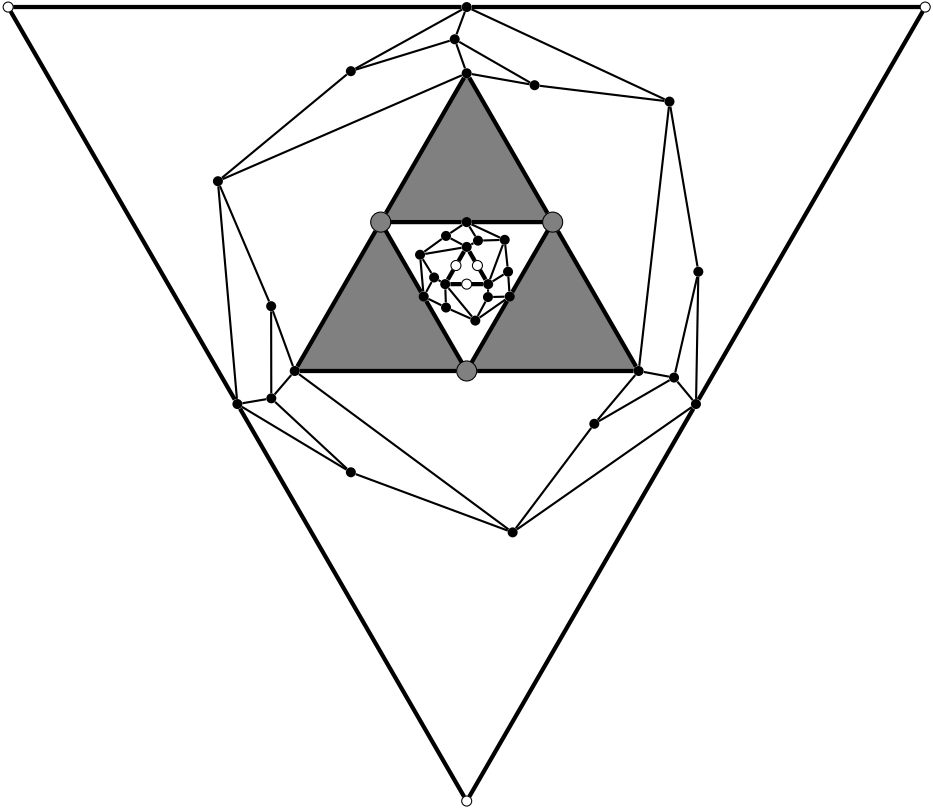


Figure 6: The combination of the A-block (inner level) and the D-block (outer level). The identified vertices are shown in gray. The new faces are also highlighted in gray.

$n_1 + n_2 - 3$ vertices. If you combine a copies of the building block with 21 vertices, b copies of the one with 22 vertices, c copies of the one with 23 vertices and d copies of the one with 24 vertices, then the number of vertices in the new block will be

$$21a + 22b + 23c + 24d - 3(a + b + c + d - 1),$$

which can be rewritten as

$$18a + 19b + 20c + 21d + 3.$$

Once you have a building block of the desired size, you still need to turn it into a (3,4,5)-alternating plane graph. This can be done by connecting one white vertex in the hexagon to the other two in the same hexagon. This replaces the hexagon by two triangles and a quadrangle. The two triangles are not adjacent and the hexagon itself was only adjacent to pentagons. The white vertices now have degrees 3, 3 and 4. The two vertices of degree 3 are not adjacent, and the white vertices were only adjacent to vertices of degree 5. So the graph is still an alternating plane graph. After doing this for both hexagons (the central and the outside one), the graph will be a (3,4,5)-alternating plane graph.

Theorem 8.1. *For any $n \geq 111$ there exists a (3,4,5)-alternating plane graph on n vertices*

Proof. By taking a copies of building block A , b copies of B , c copies of C and d copies of D , you get a (3,4,5)-alternating plane graph with $18a + 19b + 20c + 21d + 3$ vertices. The Frobenius number[1] of 18, 19, 20 and 21 is equal to 107, so we can write each number larger than 110 in the form $18a + 19b + 20c + 21d + 3$. \square

For a (3,4,5)-alternating plane graph constructed by the technique above, if we colour each vertex with its degree in the (3,4,5)-alternating plane graph, then the subgraphs isomorphic to the subgraph that corresponds to the gray faces in Figure 6 can only appear between two blocks. This shows that any isomorphism between two (3,4,5)-alternating plane graphs constructed by the technique above will always map building blocks to building blocks. Together with the freedom we have in rotating and mirroring building blocks A through D and interchanging building block D with building block D' (see Figure 7), we get the following corollary.

Corollary 8.2. *The number of (3,4,5)-alternating plane graphs on n vertices grows exponentially with n .*

9 Weak alternating plane graphs

One way we can relax the conditions for alternating plane graphs, is by allowing vertices of degree 2. These graphs are called weak alternating plane graphs.

Definition 9.1. A plane graph is called a *weak alternating plane graph*, when the following conditions are fulfilled:

- There are no adjacent vertices with the same degree.
- There are no adjacent faces with the same size.
- Each vertex has degree at least 2.
- Each face has size at least 3.

A weak alternating plane graph is called an X, Y -*weak alternating plane graph* if there are exactly X different vertex degrees and Y different face sizes.

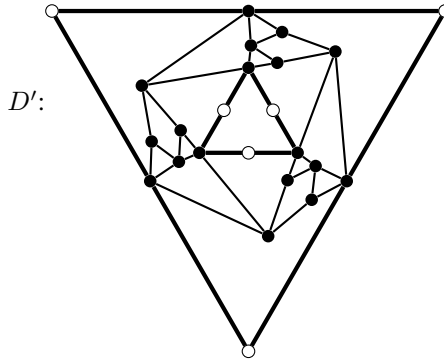


Figure 7: A second building block with 24 vertices.

9.1 Non-existence for vertex degrees 2 and k with $k \geq 11$

For weak alternating plane graphs it is clear that $2, Y$ -weak alternating plane graphs do exist, e.g., take a 3-regular plane graph, substitute each edge by a digon and then subdivide each edge by a vertex.

A first result we can prove is that there exists no weak alternating plane graph with degrees 2 and k for $k \geq 11$. We do this in two steps.

Lemma 9.2. *There exists no weak alternating plane graph with vertex degrees 2 and k for $k \geq 12$.*

Proof. Let G be a weak alternating plane graph with degrees 2 and k . Let v, e, f respectively denote the number of vertices, the number of edges and the number of faces. Euler’s Formula says:

$$v + f = e + 2. \tag{9.1}$$

Let f_j denote the number of faces with j sides. Since the graph is bipartite, all f_j for j odd are 0. Due to the definition of weak alternating plane graph, f_2 is also equal to 0.

Let $e_{r,s}$ denote the number of edges between r -faces and s -faces.

It is

$$r f_r = \sum_{s>2} e_{r,s}. \tag{9.2}$$

We denote this sum by S_r , so (9.2) is equivalent to

$$f_r = \frac{S_r}{r}.$$

If we look at all the sums, then we see that $e_{r,s}$ occurs two times for each pair (r, s) : namely in f_r and in f_s , so we have:

$$f = \sum_{r>2} f_r = \sum_{4<s,2<r<s} \left(\frac{e_{r,s}}{r} + \frac{e_{r,s}}{s} \right). \tag{9.3}$$

For each such pair (r, s) , we have

$$\frac{e_{r,s}}{r} + \frac{e_{r,s}}{s} \leq \left(\frac{1}{4} + \frac{1}{6} \right) e_{r,s} = \frac{5}{12} e_{r,s}. \tag{9.4}$$

Combining (9.3) and (9.4), we find

$$f \leq \frac{5}{12} \sum_{4 < s, 2 < r < s} e_{r,s} = \frac{5}{12} e. \quad (9.5)$$

If we denote the number of vertices with degree i by v_i , then we have

$$v = v_2 + v_k, \quad (9.6)$$

and,

$$v_2 = \frac{e}{2}, \quad v_k = \frac{e}{k}. \quad (9.7)$$

Combining (9.6) and (9.7), we find

$$v = \left(\frac{1}{2} + \frac{1}{k} \right) e. \quad (9.8)$$

Putting v - and f -values together gives via (9.5) and (9.8)

$$v + f \leq \left(\frac{1}{2} + \frac{1}{k} \right) e + \frac{5}{12} e = \left(\frac{1}{k} + \frac{11}{12} \right) e. \quad (9.9)$$

If we combine (9.1) and (9.9), we get

$$e + 2 \leq \left(\frac{1}{k} + \frac{11}{12} \right) e,$$

which is equivalent to

$$2 + \frac{1}{12} e \leq \frac{1}{k} e. \quad (9.10)$$

For all $k \geq 12$, inequality (9.10) does not hold. \square

In order to show that there exist no weak alternating plane graph with vertex degrees 2 and 11, we first need the following lemma.

Lemma 9.3. *A plane multigraph containing no faces of size 2 has a vertex of degree at most 5.*

Proof. Let G be a plane multigraph containing no faces of size 2. Each face contains at least three edges, and each edge is contained in two faces. If we combine this with Euler's Formula, we get

$$e \leq 3v - 6. \quad (9.11)$$

Let δ be the minimum degree of G . Each vertex is incident to at least δ edges. Each edge contains 2 vertices. This gives

$$\delta v \leq 2e.$$

Combining this with (9.11), we find

$$12 \leq (6 - \delta)v.$$

Since v is positive, this means that δ is at most 5. \square

Lemma 9.4. *There exists no weak alternating plane graph with vertex degrees 2 and 11.*

Proof. Let G be a weak alternating plane graph with vertex degrees 2 and 11. Let G' be the graph obtained from G by smoothing out the vertices of degree 2, i.e., removing each vertex v of degree 2 and connecting the vertices that were neighbours of v . This graph G' can be a multigraph, but since G was a weak alternating plane graph, there are no neighbouring faces of size 2 in G' . All vertices in G' have degree 11. Let G'' be the graph obtained from G' by replacing each face of size 2 by a single edge. This means that G'' is a plane multigraph containing no faces of size 2 and all vertices have degree at least 6. This is a contradiction with Lemma 9.3. \square

Theorem 9.5. *There exists no weak alternating plane graph with vertex degrees 2 and k for $k \geq 11$.*

Proof. This follows immediately from Lemma 9.2 and Lemma 9.4. \square

9.2 Existence for vertex degrees 2 and k with $k \leq 10$

If a 2, Y -weak alternating plane graph exists with degrees 2 and k , then we can show the following result.

Lemma 9.6. *Let $G(V, E)$ be a 2, Y -weak alternating plane graph with degrees 2 and k . The number of vertices $|V|$ is a multiple of $\frac{k+2}{2}$. So if k is even, then $|V|$ is a multiple of $\frac{k+2}{2}$ and if k is odd, then $|V|$ is a multiple of $k + 2$.*

Proof. Denote by V_2 the set of vertices with degree 2 and by V_k the set of vertices with degree k . Since each edge is incident to exactly one vertex of each degree, we have that $|E| = 2|V_2| = k|V_k|$. So we find that $|V| = |V_2| + |V_k| = \frac{k}{2}|V_k| + |V_k| = \frac{k+2}{2}|V_k|$. \square

There is a bijection between the weak alternating plane graphs with degrees 2 and k and the vertex-alternating k -angulations with minimum degree 2. Take any weak alternating plane graph with degrees 2 and k . First we smooth out the vertices of degree 2, i.e., we remove the vertex and the two incident edges and connect the two remaining endpoints by a new edge which replaces the two removed edges in the cyclic order for each of the two endpoints. This operations gives a k -regular, plane multigraph that is face-alternating. If we take the dual of this, then we get a vertex-alternating k -angulations with minimum degree 2. The other way around, it is clear to see that applying the inverse of this process to a vertex-alternating k -angulations with minimum degree 2 always leads to a weak alternating plane graph with degrees 2 and k .

We used this bijection to generate weak alternating plane graphs with degrees 2 and k . For $k = 3$ and $k = 4$, we generated k -angulations using the program `plantri` and filtered out those k -angulations that are vertex-alternating. For $5 \leq k \leq 10$, we used the data obtained in [4] and filtered out those k -angulations that are vertex-alternating. For $k = 9$ and $k = 10$, the available data was not sufficient to find any weak alternating plane graphs with degrees 2 and k . The results are shown in Table 5.

Although no weak alternating plane graphs with degrees 2 and 10 were found using the exhaustive method described in the previous paragraphs, it is clear that they exist due to the following construction for weak alternating plane graphs with degrees 2 and k from $\frac{k}{2}$ -regular plane graphs for k even. Take a $\frac{k}{2}$ -regular plane graph. Replace each of its edges by a digon. This results in a k -regular, face-alternating, plane multigraph. Finally subdivide

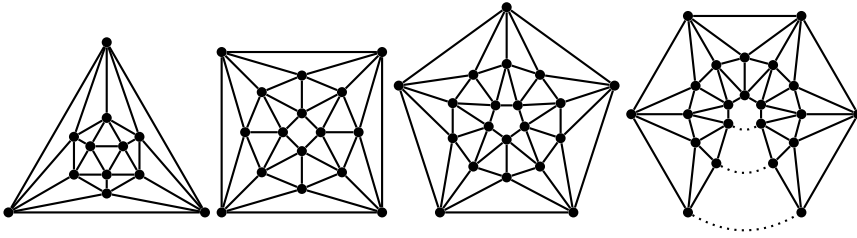


Figure 8: An infinite family of 5-regular plane graphs that can be used to construct weak alternating plane graphs with degrees 2 and 10.

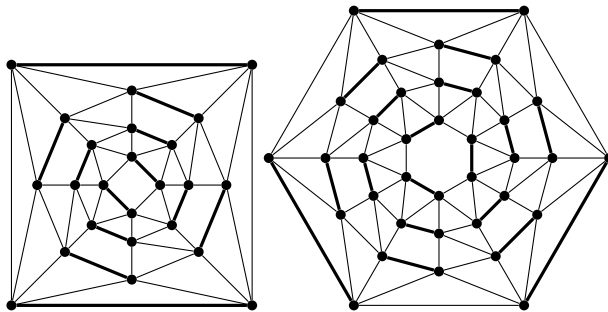


Figure 9: The first two members of an infinite family of 5-regular plane graphs that can be used to construct weak alternating plane graphs with degrees 2 and 9. A face-alternating matching is shown in bold in each graph.

each edge with a vertex to obtain a weak alternating plane graph with degrees 2 and k . Since there exist infinite families of 2-regular plane graphs (the cycles), 3-regular plane graphs (e.g., the prisms), 4-regular plane graphs (e.g., the anti-prisms) and 5-regular plane graphs (e.g., the family shown in Figure 8), this implies that there are infinitely many weak alternating plane graphs with degrees 2 and 4 (respectively 2 and 6, 2 and 8, and 2 and 10).

A similar construction can also be used to find weak alternating plane graphs with degrees 2 and 9. A face-alternating matching is a matching in a plane graph that has the property that for each edge e in the matching, e is incident with two faces with distinct sizes. Take a $\frac{k+1}{2}$ -regular plane graph together with a face-alternating matching. Replace each of its edges that is not in the matching by a digon. This results in a k -regular, face-alternating, plane multigraph. Finally subdivide each edge with a vertex to obtain a weak alternating plane graph with degrees 2 and k . Since there exist infinite families of 3-regular plane graphs with face-alternating matchings (e.g., the prisms on $4n$ vertices with $n \geq 3$), 4-regular plane graphs with face-alternating matchings (e.g., the anti-prisms on $4n$ vertices with $n \geq 2$) and 5-regular plane graphs with face-alternating matchings (e.g., the family shown in Figure 9), this implies that there are infinitely many weak alternating plane graphs with degrees 2 and 5, respectively 2 and 7, and 2 and 9.

$n \setminus k$	3	4	5	6	7	8
9		1				
12		1				
15		2				
16				1		
18		4				
20	1			0		
21		7				
24		19		1		
25	6					
27		43				
28			7	1		
30	43	125				1
32				11		
33		368				
35	316		139			0
36		1 264		10	1	
39		4 744				
40	2 420			83		1
42		18 723	4 731			
45	19 648	78 657				1
48		338 945				
50	165 724					
51		1 518 480				
55	1 437 049					

Table 5: The number of weak alternating plane graphs with degrees 2 and k on n vertices found using the technique described in Section 9. Due to Lemma 9.6 the orders are always integers and multiples of $\frac{k+2}{2}$.

10 Conjectures and open problems

- As was explained in Section 3, one conjecture which our intuition suggests is the following.

Conjecture 10.1. *There are no 2, Y -alternating plane graphs and no X , 2-alternating plane graphs.*

- What the typical parameters are for large alternating plane graphs is still an open problem. E.g., if we let r be the number of vertices of degree 3 in a (3,4,5)-alternating plane graph, then we know from Theorem 3.2 that the number of vertices of degree 4 is in the interval $[r - 5, \frac{3}{2}r - 5]$. The question is, given this interval, how are the alternating plane graphs distributed. Is there a density function on the interval $[1, 1.5]$ which gives the asymptotic fractions of (3,4,5)-alternating plane graphs for large vertex numbers n ? If so, what does the density function look like?
- The exhaustive search showed that there are no (3,4,5)-alternating plane graphs on less than 17 vertices and on 18 and 19 vertices. The heuristic search found (3,4,5)-alternating plane graphs on all numbers of vertices from 20 to 42. In Section 8 we showed that (3,4,5)-alternating plane graphs exist on all numbers of vertices starting from 111, but the same construction can also construct (3,4,5)-alternating plane graphs on n vertices for $n \in [21, \dots, 24] \cup [39, \dots, 45] \cup [57, \dots, 66] \cup [75, \dots, 87] \cup [93, \dots, 108]$. This means that we do not know whether there exists a (3,4,5)-alternating plane graph on n vertices for $n \in [46, \dots, 56] \cup [67, \dots, 74] \cup [88, \dots, 92] \cup \{109, 110\}$.

Conjecture 10.2. *For all $n \geq 20$ there exist (3,4,5)-alternating plane graphs on n vertices.*

- In Section 7 we proved that there exist alternating plane graphs on n vertices for any $n \geq 19$. The alternating plane graphs that were constructed in that section are not 3-connected, and some are not 2-connected. The (3,4,5)-alternating plane graphs constructed in Section 8 and most of the alternating plane graphs mentioned in Section 6 are 3-connected. That is why we also pose the following conjecture.

Conjecture 10.3. *For any $n \geq 19$ there exists a 3-connected alternating plane graph on n vertices.*

11 Concluding remarks

One central experience of our investigations is that without computer help we would never have come this far. Only the union of machine power and human creativity together let us achieve the findings in this paper.

All the graphs in this paper are also available through the website [8] and can be downloaded from House of Graphs [3] by searching for the keyword `apg`.

Acknowledgements

Kathrin Nimczick and Lisa Schreiber found the very first alternating plane graph back in February 2008. In those days, a long thread on alternating plane graphs started in the forum of online game server LittleGolem.net. Thanks to the people who contributed there, in

particular to: wccanard (UK; he proposed the empty graph as an extremely small example of an alternating plane graph; he also immediately mentioned graphs with vertices of degree 2) and to FatPhil (Finland), Carroll (France), Hjalhti (Belgium). The whole thread can be found at [9].

We would like to thank Mohammadreza Jooyandeh for providing us with the data obtained in [4].

The computational resources (Stevin Supercomputer Infrastructure) used to create Table 3 were provided by Ghent University, the Hercules Foundation and the Flemish Government – department EWI.

References

- [1] J. L. R. Alfonsín, *The Diophantine Frobenius Problem*, Oxford University Press, Oxford Lecture Series in Mathematics and Its Applications, 2005.
- [2] G. Brinkmann and B. D. McKay, Fast generation of planar graphs, *MATCH Commun. Math. Comput. Chem.* **42(4)** (2007), 909–924. [http://cs.anu.edu.au/~sim\\$bdm/index.html](http://cs.anu.edu.au/~sim$bdm/index.html).
- [3] G. Brinkmann, J. Goedgebeur, H. Mélot and K. Coolsaet, House of Graphs: a database of interesting graphs, *Discrete Applied Mathematics* **161** (2013), 311–314. <http://hog.grinvin.org>
- [4] M. Jooyandeh and B. D. McKay, Recursive Generation of k -Angulations, (preprint).
- [5] K. Scherer, *A Puzzling Journey to the Reptiles and Related Animals*, Published by the author, 1987.
- [6] K. Scherer, *NUTTS And other Crackers*, Published by the author, 1994. <http://karlscherer.com/Mybooks/bknintro.html>
- [7] K. Scherer, *New Mosaics*, Published by the author, 1997.
- [8] <http://www.althofer.de/alternating-plane-graphs.html>
- [9] <http://www.littlegolem.net/jsp/forum/topic2.jsp?forum=1&topic=1814>