

*Short communication*

# Efficient Synthesis of Benzopyrans and Dihydropyranochromenes Catalyzed by Poly(4-vinylpyridine) as a Green and Commercially Available Basic Catalyst

**Jalal Albadi,<sup>1,\*</sup> Azam Mansournezhad<sup>2</sup> and Fatemeh Akbari Balout-Bangan<sup>3</sup>**<sup>1</sup> *College of Science, Behbahan Khatam Alanbia University of Technology, Behbahan, Iran*<sup>2</sup> *Department of Chemistry, Gachsaran Branch, Islamic Azad University, Gachsaran, Iran*<sup>3</sup> *Department of Chemistry, Qom Branch, Islamic Azad University, Qom, Iran*\* *Corresponding author: E-mail: Jalal.albadi@gmail.com; Chemalbadi@gmail.com**Tel/Fax: +986712229969**Received: 15-05-2013*

## Abstract

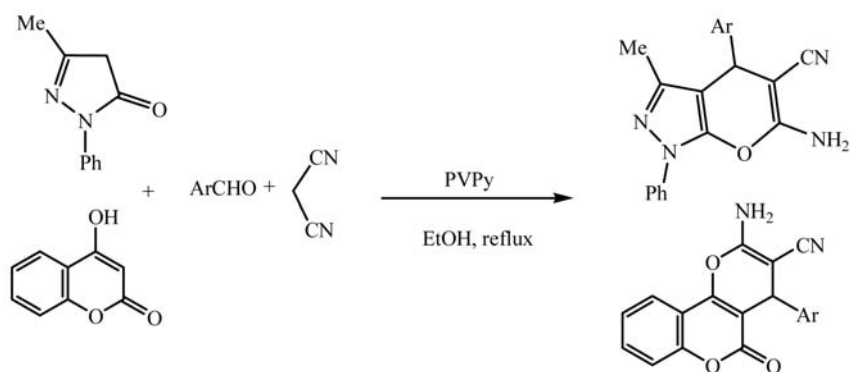
Poly(4-vinylpyridine) is used as a green, commercially available and recyclable basic catalyst for the multicomponent synthesis of benzopyrans and dihydropyranochromenes by one-pot condensation of aromatic aldehydes, 3-methyl-1-phenyl-2-pyrazolin-5-one, and malononitrile or 4-hydroxycoumarin in ethanol at reflux temperature. This procedure provides several advantages such as mild reaction conditions, short reaction times, simple work-up and high yields.

**Keywords:** Poly(4-vinylpyridine), benzopyran, dihydropyranochromene, malononitrile, aldehyde, 3-methyl-1-phenyl-2-pyrazolin-5-one, 4-hydroxycoumarin.

## 1. Introduction

Benzopyrans and dihydropyranochromenes are considered as interesting heterocyclic compounds that have already received significant attentions because of their biological and pharmaceutical properties such as antisterility and anticancer activity.<sup>1–2</sup> The pyran pharmacophore is an important core structure of many natural products showing antibacterial, antitumor, antiallergic, antibiotic, hypolipidemic and immunomodulating activities.<sup>3</sup> Due to the great importance of dihydropyranochromenes and benzopyrans in recent years, various synthetic procedures have been developed for the preparation of these compounds.<sup>4–27</sup> However, some of these procedures suffer from one or more of the following disadvantages such as use of toxic solvents, tedious work-up procedure, long reaction times, low yields, use of corrosive reagents, effluent pollution, and non-recyclable catalysts. Therefore, there is a need to develop an alternative method for the

synthesis of these compounds. In the condensation reaction, pyridine was used as a basic catalyst. It was especially suitable for the dehalogenation, where it acted as the base for the and bonds the resulting hydrogen halide to form a pyridinium salt. Nevertheless, pyridine is a highly flammable and toxic compound, and can be absorbed through the skin mucous membranes. Recently, poly(4-vinylpyridine) (PVPy) has been used as a support for the numerous reagents and catalysts in many organic reaction transformations. It has been reported that PVPy as a basic catalyst can catalyze the synthesis of chromene derivatives.<sup>28</sup> Also, in the previous research, the application of PVPy for the protection of different types of functional groups has been reported.<sup>29</sup> As part of our research program to develop efficient and green methods, and catalysts in organic synthesis,<sup>30–32</sup> we wish to report the applicability of (PVPy) as a green, commercially available and recyclable basic catalyst for the synthesis of benzopyrans and dihydropyranochromenes in ethanol at reflux temperature (Scheme 1).



**Scheme 1.** Synthesis of benzopyrans and dihydropyranochromenes catalyzed by PVPy.

## 2. Results and Discussion

PVPy is cheap and commercially available reagent, and its structure convinced us that this reagent could be used as an efficient, green and basic catalyst in the synthesis of dihydropyranochromenes and benzopyrans. At first the catalytic role of PVPy in the reaction of dihydropyranochromenes *via* three-component condensation of aldehydes, malononitrile and 4-hydroxycoumarin was examined. The best result was achieved by running the reaction of benzaldehyde, malononitrile and 4-hydroxycoumarin (with 1: 1: 1 mol ratio) in the presence of 0.1 g of PVPy in ethanol at reflux temperature (Table 1, entry 1).

Using the optimized conditions, the reaction of various aromatic aldehydes was explored without additional purification (Table 1). Similarly, benzopyrans were obtained by the condensation of aromatic aldehydes, malononitrile and 3-methyl-1-phenyl-2-pyrazolin-5-one in ethanol at reflux temperature (Table 2). According to the results of Table 1 and 2, different aromatic aldehydes with either electron-donating or electron-withdrawing groups,

efficiently reacted to afford the desired products in good to high yields. It was also observed that aliphatic aldehydes remain intact under the same reaction conditions. All products were isolated with simple filtration and evaporation of the solvent. Solid products were easily recrystallized from hot ethanol in good to high yields during the short reaction times. All products have been identified by comparison of their melting points and analytical data (IR, NMR) with those reported for authentic samples. A distinct advantage of this method is the formation of corresponding products without by-products. The experimental procedure using PVPy as a catalyst is very simple and the catalyst can be recovered easily by filtration. Moreover, the applied procedure is environmentally friendly as it did not use any toxic auxiliary or solvent.

In order to exhibit the recyclability of the PVPy in the synthesis of dihydropyranochromenes, the reaction of benzaldehyde, 4-hydroxycoumarin and malononitrile was selected as a model. After completion of the reaction, the PVPy was washed with ethylacetate, dried and stored for another consecutive reaction run. This process was repeated for five runs and no significant decreasing in yield was

**Table 1.** Synthesis of dihydropyranochromene derivatives catalyzed by PVPy.

Entry	Substrate	Time (min)	Yield (%) <sup>a</sup>	Mp (°C)	
				Found	Reported
1	C <sub>6</sub> H <sub>5</sub> CHO	20	90	260–262	263–265 <sup>7</sup>
2	2-ClC <sub>6</sub> H <sub>4</sub> CHO	18	90	242–244	240 <sup>7</sup>
3	4-ClC <sub>6</sub> H <sub>4</sub> CHO	15	89	259–261	252–255 <sup>8</sup>
4	2,4-Cl <sub>2</sub> C <sub>6</sub> H <sub>3</sub> CHO	12	90	257–259	250–254 <sup>7</sup>
5	3-NO <sub>2</sub> C <sub>6</sub> H <sub>4</sub> CHO	12	90	251–252	248–250 <sup>5</sup>
6	4-NO <sub>2</sub> C <sub>6</sub> H <sub>4</sub> CHO	10	92	257–259	250–252 <sup>8</sup>
7	4-MeC <sub>6</sub> H <sub>4</sub> CHO	20	89	255–257	259–260 <sup>8</sup>
8	4-MeOC <sub>6</sub> H <sub>4</sub> CHO	32	87	228–229	226–230 <sup>8</sup>
9	3,4,5-(MeO) <sub>3</sub> C <sub>6</sub> H <sub>2</sub> CHO	60	86	274–276	276–278 <sup>7</sup>
10	4-HOC <sub>6</sub> H <sub>4</sub> CHO	60	85	265–267	260–263 <sup>8</sup>
11	4-BrC <sub>6</sub> H <sub>4</sub> CHO	20	89	250–252	244–246 <sup>7</sup>
12	4-FC <sub>6</sub> H <sub>4</sub> CHO	20	90	262–263	258–261 <sup>8</sup>

<sup>a</sup> Yields of pure isolated products.

**Table 2.** Synthesis of benzopyrans catalyzed by PVPy.

Entry	Substrate	Time (min)	Yield (%) <sup>a</sup>	Mp (°C)	
				Found	Reported
1	C <sub>6</sub> H <sub>5</sub> CHO	9	96	168–170	169–171 <sup>23</sup>
2	4-O <sub>2</sub> NC <sub>6</sub> H <sub>4</sub> CHO	7	92	193–195	196–198 <sup>23</sup>
3	3-O <sub>2</sub> NC <sub>6</sub> H <sub>4</sub> CHO	10	94	190–192	190–191 <sup>23</sup>
4	2,4-Cl <sub>2</sub> C <sub>6</sub> H <sub>4</sub> CHO	10	93	183–185	185–187 <sup>23</sup>
5	4-ClC <sub>6</sub> H <sub>4</sub> CHO	10	93	176–178	175–177 <sup>23</sup>
6	2-ClC <sub>6</sub> H <sub>4</sub> CHO	15	92	145–147	144–146 <sup>23</sup>
7	3-ClC <sub>6</sub> H <sub>4</sub> CHO	12	92	157–159	158–159 <sup>23</sup>
8	4-MeOC <sub>6</sub> H <sub>4</sub> CHO	35	87	172–174	174–176 <sup>23</sup>
9	4-MeC <sub>6</sub> H <sub>4</sub> CHO	20	93	177–179	176–178 <sup>24</sup>
10	4-FC <sub>6</sub> H <sub>4</sub> CHO	18	92	168–169	167–168 <sup>24</sup>
11	4-HOC <sub>6</sub> H <sub>4</sub> CHO	25	89	208–210	211–212 <sup>24</sup>
12	4-CNC <sub>6</sub> H <sub>4</sub> CHO	8	86	217–219	216–218 <sup>18</sup>

<sup>a</sup> Yields of pure isolated products.**Table 3.** The recyclability of PVPy in the synthesis of dihydropyranochromenes.<sup>a</sup>

Run	1	2	3	4	5
Time (min)	20	20	25	25	30
Yield (%) <sup>b</sup>	90	90	90	89	89

<sup>a</sup> Reaction conditions: benzaldehyde (1 mmol), 4-hydroxycoumarin (1 mmol), malononitrile (1 mmol), and catalyst (0.1 g) in ethanol at reflux temperature. <sup>b</sup> Yields of pure isolated products.**Table 4.** The recyclability of PVPy in the synthesis of benzopyrans.<sup>a</sup>

Run	1	2	3	4	5	6
Time (min)	9	9	10	12	12	15
Yield (%) <sup>b</sup>	96	95	95	92	92	90

<sup>a</sup> Reaction conditions: benzaldehyde (1 mmol), 3-methyl-1-phenyl-2-pyrazolin-5-one (1 mmol), malononitrile (1 mmol), and catalyst (0.1 g) in ethanol at reflux temperature. <sup>b</sup> Yields of pure isolated products.**Table 5.** Comparison of the efficiency of various catalysts in the synthesis of dihydropyranochromenes from benzaldehyde.

Entry	Catalyst	Conditions	Time (min)	Yield (%) <sup>a</sup>	Reference
1	Nano ZnO	H <sub>2</sub> O/70 °C	180	87	4
2	Trisodium citrate	H <sub>2</sub> O-EtOH/reflux	40	65	5
3	Morpholine	H <sub>2</sub> O/reflux	180	90	8
4	magnetic nano-organocatalyst	H <sub>2</sub> O/reflux	10	78	9
5	PVPy	EtOH/reflux	20	90	This work

<sup>a</sup> Yields of pure isolated products.

observed. Almost consistent activity was observed over five runs and the desired products were obtained in high yields (Table 3).

The activity of the recovered catalyst was also examined in the synthesis of benzopyrans using benzaldehyde, 3-methyl-1-phenyl-2-pyrazolin-5-one and malononitrile under the optimized conditions. As shown in the Table 4, PVPy can be recycled up to 6 consecutive runs without any loss of its efficiency and the desired product was obtained in high yields.

In order to show the efficiency of method, Table 5 compares the results of the synthesis of dihydropyranochromenes with various catalysts. In comparison with previously reported methods, low amounts of PVPy effi-

ciently promoted the reaction and gave the desired product in very short times and high yields. Moreover, the PVPy is cheap, easy to handle and commercially available. It can be simply recovered by filtration and reused in the next runs without significant decrease of catalytic activity. Finally, our method does not use any toxic auxiliary or solvent.

### 3. Experimental

All products were characterized by comparison of their spectroscopic data (NMR, IR) and physical properties with those reported in the literature. Chemicals were

purchased from Fluka and Merck chemical companies and used as received. IR spectra were recorded on a Perkin Elmer 781 spectrophotometer. All NMR spectra were recorded on a Bruker Avance 500 MHz spectrometer using tetramethylsilane (TMS) as an internal standard. Melting points were recorded on Bransted Electrothermal 9100BZ melting point apparatus.

### 3. 1. General Procedure for Synthesis of Dihydropyranochromenes and Benzopyrans

A mixture of aldehyde (1 mmol), malononitrile (1 mmol), 4-hydroxycoumarin or 3-methyl-1-phenyl-2-pyrazolin-5-one (1 mmol), and PVPy (0.1 g) in ethanol (10 mL) was stirred at reflux temperature. After completion of the reaction (monitored by TLC; n-hexane/ethyl acetate, 3:1), the catalyst was recovered by filtration to be reused subsequently, and the reaction mixture allowed to cool at room temperature. Evaporation of the solvent from the filtrate and recrystallization of the solid residue from hot ethanol afforded pure products in high yields. The structure of the products was identified by melting points, IR,  $^1\text{H}$  and  $^{13}\text{C}$  NMR spectroscopy (see Supplementary Material), and compared with authentic samples prepared by reported methods.

The analytical and spectroscopic data for the known compounds are as follows:

*Table 1, entry 1:* IR (KBr):  $\nu$  3395, 3320, 3190, 2930, 2200, 1650, 1405, 1305, 1100  $\text{cm}^{-1}$ .  $^1\text{H}$  NMR (500 MHz,  $\text{DMSO-}d_6$ ):  $\delta$  4.46 (s, 1H), 7.23–7.28 (m, 3H), 7.33 (t, 2H,  $J = 7.6$  Hz), 7.41 (s, 2H), 7.45–7.52 (m, 2H), 7.72 (t, 1H,  $J = 7.6$  Hz), 7.90 (d, 1H,  $J = 8$  Hz) ppm.  $^{13}\text{C}$  NMR (125 MHz,  $\text{DMSO-}d_6$ ):  $\delta$  37.5, 58.5, 104.5, 113.5, 117.1, 119.7, 123.0, 125.1, 127.6, 128.1, 129.0, 133.4, 143.8, 152.6, 153.9, 158.5, 160.0 ppm.

*Table 1, entry 2:* IR (KBr):  $\nu$  3415, 3300, 3195, 2910, 2205, 1655, 1405, 1315, 1105  $\text{cm}^{-1}$ .  $^1\text{H}$  NMR (500 MHz,  $\text{DMSO-}d_6$ ):  $\delta$  4.74 (s, 1H, CH), 7.48 (t, 1H,  $J = 8.4$  Hz), 7.52 (d, 1H,  $J = 7.6$  Hz), 7.56 (s, 2H), 7.64 (t, 1H,  $J = 8$  Hz), 7.72–7.76 (m, 1H), 7.81 (d, 1H,  $J = 7.6$  Hz), 8.12 (s, 1H), 8.14 (s, 1H) ppm.  $^{13}\text{C}$  NMR (125 MHz,  $\text{DMSO-}d_6$ ):  $\delta$  37.1, 57.4, 103.4, 113.4, 117.1, 119.4, 122.8, 122.9, 123.1, 125.2, 130.6, 133.6, 135.3, 146.0, 148.3, 152.8, 154.4, 158.6, 160.1 ppm.

*Table 1, entry 3:* IR (KBr):  $\nu$  3420, 3320, 3195, 2920, 2110, 1675, 1470, 1345, 1150  $\text{cm}^{-1}$ .  $^1\text{H}$  NMR (500 MHz,  $\text{DMSO-}d_6$ ):  $\delta$  4.49 (s, 1H), 7.31 (d, 2H,  $J = 8.4$  Hz), 7.36 (d, 2H,  $J = 8.4$  Hz), 7.44–7.50 (m, 4H), 7.70 (t, 1H,  $J = 7.6$  Hz), 7.89 (d, 1H,  $J = 7.6$  Hz) ppm.  $^{13}\text{C}$  NMR (125 MHz,  $\text{DMSO-}d_6$ ):  $\delta$  36.9, 58.0, 104.0, 113.4, 117.0, 119.6, 123.0, 125.1, 128.9, 130.1, 132.2, 133.5, 142.8, 152.7, 154.0, 158.5, 160.0 ppm.

*Table 1, entry 4:* IR (KBr):  $\nu$  3320, 3315, 3190, 2930, 2100, 1680, 1465, 1345, 1150  $\text{cm}^{-1}$ .  $^1\text{H}$  NMR (500 MHz,  $\text{DMSO-}d_6$ ):  $\delta$  4.99 (s, 1H), 7.35–7.41 (m, 2H),

7.48–7.54 (m, 4H), 7.59 (m, 1H), 7.72–7.76 (m, 1H), 7.90 (m, 2H,  $J = 8$  Hz) ppm.  $^{13}\text{C}$  NMR (125 MHz,  $\text{DMSO-}d_6$ ):  $\delta$  34.4, 56.5, 103.0, 113.3, 117.2, 119.2, 123.0, 125.2, 128.4, 129.3, 132.6, 132.9, 133.6, 133.8, 139.9, 152.7, 154.6, 158.6, 159.9 ppm.

*Table 1, entry 5:* IR (KBr):  $\nu$  3315, 3310, 3195, 2920, 2200, 1655, 1475, 1325, 1100  $\text{cm}^{-1}$ .  $^1\text{H}$  NMR (500 MHz,  $\text{DMSO-}d_6$ ):  $\delta$  4.98 (s, 1H), 7.25–7.29 (m, 2H), 7.31–7.34 (m, 1H), 7.41–7.52 (m, 5H), 7.70–7.74 (m, 1H), 7.91–7.93 (m, 1H) ppm.  $^{13}\text{C}$  NMR (125 MHz,  $\text{DMSO-}d_6$ ):  $\delta$  34.8, 57.0, 103.4, 113.3, 117.1, 119.3, 123.0, 125.2, 128.2, 129.3, 130.1, 131.1, 132.9, 133.5, 140.7, 152.7, 154.5, 158.6, 159.9 ppm.

*Table 1, entry 6:* IR (KBr):  $\nu$  3410, 3310, 3195, 2930, 2210, 1655, 1475, 1335, 1050  $\text{cm}^{-1}$ .  $^1\text{H}$  NMR (500 MHz,  $\text{DMSO-}d_6$ ):  $\delta$  4.69 (s, 1H), 7.47–7.62 (m, 6H), 7.74 (t, 1H,  $J = 8$  Hz), 7.92 (d, 1H,  $J = 8$  Hz), 8.18 (d, 2H,  $J = 8.8$  Hz) ppm.  $^{13}\text{C}$  NMR (125 MHz,  $\text{DMSO-}d_6$ ):  $\delta$  37.3, 57.3, 103.3, 113.4, 117.1, 119.4, 123.1, 124.2, 125.2, 129.7, 133.7, 147.1, 151.2, 152.8, 154.4, 158.5, 160.1 ppm.

*Table 1, entry 7:* IR (KBr):  $\nu$  3415, 3315, 3205, 2910, 2215, 1650, 1405, 1305, 1015  $\text{cm}^{-1}$ .  $^1\text{H}$  NMR (500 MHz,  $\text{DMSO-}d_6$ ):  $\delta$  1.33 (3H), 4.50 (s, 1H), 7.16 (d, 2H,  $J = 8.4$  Hz), 7.38 (d, 2H,  $J = 8.8$  Hz), 7.43 (s, 2H), 7.46–7.52 (m, 2H), 7.68–7.74 (m, 1H), 7.92 (d, 1H, 2H,  $J = 7.6$  Hz) ppm.  $^{13}\text{C}$  NMR (125 MHz,  $\text{DMSO-}d_6$ ):  $\delta$  32.1, 35.6, 58.6, 103.7, 110.2, 112.3, 115.1, 117.7, 120.8, 124.0, 126.1, 131.3, 133.7, 150.4, 150.5, 155.3, 155.7, 160.1 ppm.

*Table 1, entry 8:* IR (KBr):  $\nu$  3415, 3310, 3200, 2920, 2210, 1650, 1405, 1305, 1010  $\text{cm}^{-1}$ .  $^1\text{H}$  NMR (500 MHz,  $\text{DMSO-}d_6$ ):  $\delta$  3.73 (s, 3H), 4.73 (s, 1H), 6.87 (d, 2H,  $J = 7.8$  Hz), 7.18 (d, 2H,  $J = 7.8$  Hz), 7.37 (s, 2H), 7.48 (m, 2H), 7.71 (m, 1H), 7.91 (m, 1H) ppm.  $^{13}\text{C}$  NMR (125 MHz,  $\text{DMSO-}d_6$ ):  $\delta$  36.7, 55.5, 58.7, 104.8, 113.5, 114.3, 117.0, 119.8, 122.9, 125.1, 129.2, 133.3, 135.9, 152.6, 153.6, 158.4, 158.8, 160.0 ppm.

*Table 1, entry 9:* IR (KBr):  $\nu$  3410, 3320, 3205, 2980, 1996, 1670, 1415, 1305, 1010  $\text{cm}^{-1}$ .  $^1\text{H}$  NMR (500 MHz,  $\text{DMSO-}d_6$ ):  $\delta$  3.64 (s, 3H,  $\text{OCH}_3$ ), 3.73 (s, 6H), 4.45 (s, 1H), 6.54 (s, 2H), 7.38 (s, 2H), 7.47–7.52 (m, 2H), 7.70–7.74 (m, 1H), 7.90 (d, 1H,  $J = 7.2$  Hz) ppm.  $^{13}\text{C}$  NMR (125 MHz,  $\text{DMSO-}d_6$ ):  $\delta$  37.7, 56.4, 58.4, 60.4, 104.2, 105.5, 113.6, 117.1, 119.7, 123.0, 125.1, 133.4, 137.1, 139.5, 152.7, 153.3, 154.0, 158.5, 160.1 ppm.

*Table 1, entry 10:* IR (KBr):  $\nu$  3410, 3320, 3205, 2980, 1996, 1670, 1415, 1305, 1010  $\text{cm}^{-1}$ .  $^1\text{H}$  NMR (500 MHz,  $\text{DMSO-}d_6$ ):  $\delta$  4.34 (s, 1H), 6.69 (d, 2H,  $J = 8.4$  Hz), 7.04 (d, 2H,  $J = 8.4$  Hz), 7.34 (s, 2H), 7.44–7.50 (m, 2H), 7.70 (t, 1H,  $J = 7.6$  Hz), 7.88 (d, 1H,  $J = 7.6$  Hz), 9.36 (s, 1H) ppm.  $^{13}\text{C}$  NMR (125 MHz,  $\text{DMSO-}d_6$ ):  $\delta$  36.6, 58.9, 105.0, 113.5, 115.7, 117.0, 119.9, 122.9, 125.1, 129.2, 133.3, 134.2, 152.5, 153.5, 157.0, 158.4, 160.0 ppm.

*Table 1, entry 11:* IR (KBr):  $\nu$  3410, 3320, 3210, 2920, 2210, 1655, 1405, 1305, 1000  $\text{cm}^{-1}$ .  $^1\text{H}$  NMR (500 MHz,  $\text{DMSO}-d_6$ ):  $\delta$  4.48 (s, 1H), 7.26 (d, 2H,  $J = 7.8$  Hz), 7.49 (m, 6H), 7.71 (m, 1H), 7.90 (d, 1H,  $J = 7.8$  Hz) ppm.  $^{13}\text{C}$  NMR (125 MHz,  $\text{DMSO}-d_6$ ):  $\delta$  37.0, 57.9, 103.9, 113.4, 117.1, 119.6, 120.7, 123.0, 125.2, 130.5, 131.8, 133.5, 143.0, 152.7, 154.0, 158.4, 160.0 ppm.

*Table 1, entry 12:* IR (KBr):  $\nu$  3335, 3310, 3190, 2920, 2115, 1675, 1475, 1345, 1150  $\text{cm}^{-1}$ .  $^1\text{H}$  NMR (500 MHz,  $\text{DMSO}-d_6$ ):  $\delta$  4.48 (s, 1H), 7.35 (d, 2H,  $J = 8.4$  Hz), 7.39 (d, 2H,  $J = 8.4$  Hz), 7.45–7.51 (m, 4H), 7.70 (t, 1H,  $J = 7.6$  Hz), 7.88 (d, 1H,  $J = 7.6$  Hz) ppm.  $^{13}\text{C}$  NMR (125 MHz,  $\text{DMSO}-d_6$ ):  $\delta$  36.9, 59.1, 103.8, 113.4, 116.8, 119.4, 122.8, 125.2, 128.9, 130.2, 132.3, 132.9, 142.7, 152.6, 154.1, 158.4, 160.1 ppm.

*Table 2, entry 1:* IR (KBr):  $\nu$  3390, 3305, 3200, 29005, 2190, 1655, 1405, 1300, 1010  $\text{cm}^{-1}$ .  $^1\text{H}$  NMR (400 MHz,  $\text{CDCl}_3$ ):  $\delta$  1.79 (s, 3H), 4.78 (s, 2H), 5.29 (s, 1H), 7.22–7.27 (m, 3H), 7.30 (t, 2H,  $J = 7.8$  Hz), 7.32 (s, 2H), 7.35 (m, 1H), 7.46 (m, 2H), 7.75 (d, 2H,  $J = 7.8$  Hz) ppm.  $^{13}\text{C}$  NMR (100 MHz,  $\text{CDCl}_3$ ):  $\delta$  12.8, 32.4, 60.8, 96.7, 117.4, 120.3, 125.9, 127.1, 128.4, 129.3, 130.4, 132.8, 136.3, 136.8, 142.9, 145.3, 158.7 ppm.

*Table 2, entry 2:* IR (KBr):  $\nu$  3320, 3080, 2200, 1675, 1590, 1455, 1335, 1255, 1125, 1070, 1020  $\text{cm}^{-1}$ .  $^1\text{H}$  NMR (500 MHz,  $\text{DMSO}-d_6$ ):  $\delta$  1.75 (s, 3H), 4.72 (s, 1H), 7.45–7.56 (m, 3H), 7.61–7.70 (m, 4H), 7.82 (d, 2H,  $J = 8.6$  Hz), 7.88 (d, 2H,  $J = 8.0$  Hz) ppm.  $^{13}\text{C}$  NMR (125 MHz,  $\text{DMSO}-d_6$ ):  $\delta$  13.5, 37.5, 58.1, 98.5, 110.8, 119.6, 120.0, 120.9, 126.9, 129.8, 130.1, 133.8, 138.6, 145.0, 145.9, 150.1, 160.5 ppm.

*Table 2, entry 3:* IR (KBr):  $\nu$  3325, 3085, 2200, 1675, 1590, 1475, 1335, 1250, 1120, 1100, 1020  $\text{cm}^{-1}$ .  $^1\text{H}$  NMR (500 MHz,  $\text{DMSO}-d_6$ ):  $\delta$  1.79 (s, 3H), 4.80 (s, 1H), 7.30–7.55 (m, 5H), 7.40–7.8 (m, 5H), 7.92 (m, 1H, Ar), 7.98 ppm.  $^{13}\text{C}$  NMR (125 MHz,  $\text{DMSO}-d_6$ ):  $\delta$  13.4, 37.5, 57.9, 99.5, 111.2, 119.6, 121.6, 121.9, 127.2, 129.5, 130.2, 132.9, 137.8, 144.5, 146.9, 150.2, 160.4 ppm.

*Table 2, entry 4:* IR (KBr):  $\nu$  3400, 3300, 3200, 2900, 2200, 1645, 1400, 1300, 1000  $\text{cm}^{-1}$ .  $^1\text{H}$  NMR (400 MHz,  $\text{CDCl}_3$ ):  $\delta$  1.90 (s, 3H), 4.80 (s, 2H), 5.30 (s, 1H), 7.17 (d, 1H,  $J = 8.4$  Hz), 7.26 (s, 1H), 7.35 (t, 1H,  $J = 7.2$  Hz), 7.46–7.51 (m, 3H), 7.66 (d, 2H,  $J = 8$  Hz) ppm.  $^{13}\text{C}$  NMR (100 MHz,  $\text{CDCl}_3$ ):  $\delta$  12.8, 33.5, 61.9, 97.6, 118.6, 121.3, 127.0, 128.0, 129.4, 129.7, 131.5, 133.9, 137.4, 137.9, 144.0, 146.1, 158.9 ppm.

*Table 2, entry 5:* IR (KBr):  $\nu$  3289, 3082, 2200, 1675, 1585, 1510, 1390, 1230, 1120, 1070, 1030  $\text{cm}^{-1}$ .  $^1\text{H}$  NMR (500 MHz,  $\text{DMSO}-d_6$ ):  $\delta$  1.75 (s, 3H), 4.82 (s, 1H), 7.25–7.30 (m, 3H), 7.45–7.51 (m, 4H), 7.75 (d, 2H,  $J = 8.6$  Hz), 7.80 (d, 2H,  $J = 8.4$  Hz) ppm.  $^{13}\text{C}$  NMR (125 MHz,  $\text{DMSO}-d_6$ ):  $\delta$  13.4, 37.5, 57.9, 97.9, 110.8, 118.9, 120.6, 120.9, 127.1, 129.8, 130.1, 133.5, 138.0, 144.9, 146.1, 150.1, 160.3 ppm.

*Table 2, entry 6:* IR (KBr):  $\nu$  3305, 3300, 3200,

2900, 2200, 1645, 1400, 1300, 1000  $\text{cm}^{-1}$ .  $^1\text{H}$  NMR (400 MHz,  $\text{CDCl}_3$ ):  $\delta$  1.89 (s, 3H), 4.82 (s, 2H), 5.32 (s, 1H), 7.17–7.39 (m, 5H), 7.42–7.45 (m, 2H), 7.56 (m, 1H) ppm.  $^{13}\text{C}$  NMR (100 MHz,  $\text{CDCl}_3$ ):  $\delta$  12.8, 32.8, 61.0, 97.5, 117.2, 120.3, 125.7, 126.9, 128.4, 128.9, 130.5, 132.8, 136.4, 136.4, 141.9, 145.6, 158.6 ppm.

*Table 2, entry 7:* IR (KBr):  $\nu$  3250, 3100, 2205, 1680, 1570, 1220, 1120, 1100, 1020  $\text{cm}^{-1}$ .  $^1\text{H}$  NMR (500 MHz,  $\text{DMSO}-d_6$ ):  $\delta$  1.78 (s, 3H), 4.82 (s, 1H), 7.15–7.21 (m, 5H), 7.30–7.38 (m, 3H), 7.42 (s, 2H), 7.78 (m, 1H) ppm.  $^{13}\text{C}$  NMR (125 MHz,  $\text{DMSO}-d_6$ ):  $\delta$  13.4, 37.5, 57.9, 99.5, 111.2, 119.6, 121.6, 121.9, 127.2, 129.5, 130.2, 132.9, 137.8, 144.5, 146.9, 150.2, 160.4 ppm.

*Table 2, entry 8:* IR (KBr):  $\nu$  3410, 3310, 3205, 2910, 2215, 1675, 1405, 1315, 1015  $\text{cm}^{-1}$ .  $^1\text{H}$  NMR (500 MHz,  $\text{DMSO}-d_6$ ):  $\delta$  1.79 (s, 3H), 3.75 (3H), 4.50 (s, 1H), 7.20 (s, 2H), 7.31 (t, 1H,  $J = 7.4$  Hz), 7.30 (d, 2H,  $J = 8$  Hz), 7.42 (d, 2H,  $J = 8$  Hz), 7.46 (t, 2H,  $J = 7.6$  Hz), 7.70 (d, 2H,  $J = 7.6$  Hz) ppm.  $^{13}\text{C}$  NMR (125 MHz,  $\text{DMSO}-d_6$ ):  $\delta$  13.4, 31.8, 37.5, 57.9, 98.5, 110.8, 119.0, 120.6, 120.9, 127.1, 129.8, 131.1, 134.2, 138.3, 145.3, 145.9, 150.2, 160.2 ppm.

*Table 2, entry 9:* IR (KBr):  $\nu$  3380, 3312, 3200, 2910, 2215, 1670, 1415, 1315, 1010  $\text{cm}^{-1}$ .  $^1\text{H}$  NMR (500 MHz,  $\text{DMSO}-d_6$ ):  $\delta$  1.78 (s, 3H), 1.85 (3H), 4.55 (s, 1H), 7.12 (s, 2H), 7.18 (t, 1H,  $J = 7.4$  Hz), 7.21 (d, 2H,  $J = 8$  Hz), 7.28 (d, 2H,  $J = 8$  Hz), 7.36 (t, 2H,  $J = 7.6$  Hz), 7.60 (d, 2H,  $J = 7.6$  Hz) ppm.  $^{13}\text{C}$  NMR (125 MHz,  $\text{DMSO}-d_6$ ):  $\delta$  13.4, 36.7, 37.5, 56.9, 97.4, 110.1, 116.8, 119.5, 120.4, 125.2, 128.7, 130.1, 133.1, 137.3, 144.3, 145.6, 150.2, 160.2 ppm.

*Table 2, entry 10:* IR (KBr):  $\nu$  3315, 3010, 2210, 1670, 1580, 1510, 1235, 1120, 1075, 1030  $\text{cm}^{-1}$ .  $^1\text{H}$  NMR (500 MHz,  $\text{DMSO}-d_6$ ):  $\delta$  1.74 (s, 3H), 4.82 (s, 1H), 7.32–7.40 (m, 3H), 7.48–7.55 (m, 4H), 7.87 (d, 2H,  $J = 8.6$  Hz), 7.92 (d, 2H,  $J = 8.6$  Hz) ppm.  $^{13}\text{C}$  NMR (125 MHz,  $\text{DMSO}-d_6$ ):  $\delta$  13.4, 37.6, 57.9, 97.9, 110.8, 118.9, 120.7, 121.0, 128.1, 129.8, 130.1, 133.5, 138.6, 145.7, 146.2, 151.2, 160.4 ppm.

*Table 2, entry 11:* IR (KBr):  $\nu$  3400, 3300, 3100, 2200, 1645, 1400, 1300, 1000  $\text{cm}^{-1}$ .  $^1\text{H}$  NMR (500 MHz,  $\text{DMSO}-d_6$ ):  $\delta$  1.79 (s, 3H), 4.55 (s, 1H), 6.71 (d, 2H,  $J = 7.8$  Hz), 7.03 (d, 2H,  $J = 7.81$  Hz), 7.2 (s, 2H), 7.31 (t, 1H,  $J = 7.03$  Hz), 7.48 (t, 2H,  $J = 7.31$  Hz), 7.77 (d, 2H,  $J = 7.74$  Hz), 9.32 (s, 1H) ppm.  $^{13}\text{C}$  NMR (125 MHz,  $\text{DMSO}-d_6$ ):  $\delta$  13.4, 37.5, 57.9, 98.5, 110.8, 119.6, 120.6, 120.9, 127.1, 129.8, 130.1, 133.5, 138.3, 144.9, 145.9, 150.0, 160.0 ppm.

*Table 2, entry 12:* IR (KBr):  $\nu$  3089, 3082, 2200, 2215, 1673, 1590, 1515, 1390, 1250, 1120, 1070, 1030  $\text{cm}^{-1}$ .  $^1\text{H}$  NMR (500 MHz,  $\text{DMSO}-d_6$ ):  $\delta$  1.77 (s, 3H), 4.83 (s, 1H), 7.30–7.33 (m, 3H), 7.47–7.50 (m, 4H), 7.78 (d, 2H,  $J = 8.5$  Hz), 7.82 (d, 2H,  $J = 8.0$  Hz) ppm.  $^{13}\text{C}$  NMR (125 MHz,  $\text{DMSO}-d_6$ ):  $\delta$  13.4, 37.5, 57.9, 98.5, 110.8, 119.6, 120.7, 120.9, 127.1, 129.8, 130.1, 133.6, 138.3, 144.9, 145.9, 150.1, 160.5 ppm.

## 4. Conclusions

We have developed a mild, simple and green procedure for the one-pot synthesis of benzopyrans and dihydropyranochromenes in the presence of PVPy as a commercially available and recyclable basic catalyst at reflux temperature. Moreover, short reaction times, ease of work-up, high yields and clean procedure are the most important advantages of this method, making the procedure a useful addition to the available methods.

## 5. Acknowledgement

We are thankful to research council of Behbahan Khatam Alanbia University of Technology, for the support of this work.

## 6. References

1. L. Bonsignore, G. Loy, D. Secci, A. Calignano, *Eur. J. Med. Chem.* **1993**, *28*, 517–520.
2. M. Kidwai, S. Saxena, M. K. R. Khan, S. S. Thukral, *Bioorg. Med. Chem. Lett.* **2005**, *15*, 4295–4298.
3. M. Rueping, E. Sugiono, E. Merino, *Chem. Eur. J.* **2008**, *14*, 6329–6332.
4. S. Paul, P. Bhattacharyya, A. R. Das, *Tetrahedron Lett.* **2011**, *52*, 4636–4641.
5. J. Zheng, Y. Q. Li, *Arch. Appl. Sci. Res.* **2011**, *3*, 381–388.
6. R. Ghorbani-Vaghe, Z. Toghrayi-Semiromi, R. Karimi-Nami, *J. Braz. Chem. Soc.* **2011**, *22*, 905–909.
7. J. M. Khurana, B. Nand, P. Saluja, *Tetrahedron Lett.* **2010**, *66*, 5637–5641.
8. M. M. Heravi, M. Zakeri, N. Mohammadi, *Chin. J. Chem.* **2011**, *29*, 1163–1166.
9. M. Khoobi, L. Mamani, F. Rezazadeh, Z. Zareie, A. Foroumadi, A. Ramazani, A. Shafiee, *J. Mol. Catal. A: Chem.* **2012**, *359*, 74–80.
10. M. M. Heravi, S. Sadjadi, N. Mokhtari Haj, H. A. Oskooie, F. F. Bamoharram, *Catal. Commun.* **2009**, *10*, 1643–1646.
11. M. M. Heravi, B. A. Jani, F. Derikvand, F. F. Bamoharram, H. A. Oskooie, *Catal. Commun.* **2008**, *10*, 272–275.
12. J. M. Khurana, S. Kumar, *Tetrahedron Lett.* **2009**, *50*, 4125–4127.
13. M. M. Heravi, B. Baghernezhad, H. A. Oskooie, *J. Chin. Chem. Soc.* **2008**, *55*, 659–662.
14. H. Mehrabi, M. Kazemi-Mireki, *Chin. Chem. Lett.* **2011**, *22*, 1419–1422.
15. V. K. Ahluwalia, R. Kumar, A. Khurana, R. A. Bhatla, *Tetrahedron.* **1990**, *46*, 3953–3962.
16. P. Srivastava, A. S. Saxena, V. J. Ram, *Synthesis.* **2000**, 541–544.
17. Z. Ye, R. Xu, X. Shao, X. Xu, Z. Li, *Tetrahedron Lett.* **2010**, *51*, 4991–4994.
18. A. Hasaninejad, M. Shekouhy, N. Golzar, A. Zare, M. M. Doroodmand, *Appl. Catal. A: Gen.* **2011**, *402*, 11–22.
19. S. Banerjee, A. Horn, H. Khatri, G. Sereda, *Tetrahedron Lett.* **2011**, *52*, 1878–1881.
20. U. R. Pratap, D. V. Jawale, P. D. Netankar, R. A. Mane, *Tetrahedron Lett.* **2011**, *52*, 5817–5819.
21. P. P. Salvi, A. M. Mandhare, A. S. Sartape, D. K. Pawar, S. H. Han, S. S. Koleka, *Compt. Rend. Chim.* **2011**, *14*, 878–882.
22. L. Fotouhi, M. M. Heravi, A. Fatehi, K. Bakhtiari, *Tetrahedron Lett.* **2007**, *48*, 5379–5381.
23. T. S. Jin, A. Q. Wang, Z. L. Cheng, J. S. Zhang, T. S. Li, *Synth. Commun.* **2005**, *35*, 137–143.
24. D. Shi, J. Mou, Q. Zhuang, L. Niu, N. Wu, X. Wang, *Synth. Commun.* **2004**, *34*, 4557–4563.
25. J. Albadi, A. Mansournezhad, M. Darvishi-Paduk, *Chin. Chem. Lett.* **2013**, *24*, 208–210.
26. R. J. Kalbasi, N. Mosadegh, *Catal. Commun.* **2011**, *12*, 1231–1237.
27. K. Hemalatha, G. Madhumitha, A. Kajbafvala, N. Anupama, R. Sompalle, S. M. Roopan, *J. Nanomat.* **2013** (Review).
28. F. Shirini, N. Gaffari-Khaligh, *J. Iran. Chem. Soc.* **2012**, *9*, 495–502.
29. J. Albadi, M. Keshavarz, M. Abedini, M. Vafaie-nezhad, *Chin. Chem. Lett.* **2012**, *23*, 797–800.
30. J. Albadi, N. Iravani, M. Khoshakhlagh, *Iran. J. Catal.* **2012**, *2*, 85–89.
31. J. Albadi, M. Keshavarz, F. Shirini, M. Vafaie-Nezhad, *Catal. Commun.* **2012**, *27*, 17–20.
32. J. Albadi, N. Iravani, F. Shirini, F. Dehghan, *J. Chem. Res.* **2012**, 610–611.

## Povzetek

V prispevku je opisana uporaba poli(4-vinilpiridina) kot zelenega, komercialno dosegljivega in obnovljivega bazičnega katalizatorja za multikomponentno sintezo benzopiranov in dihidropiranokromenov z enostopenjsko kondenzacijo aromatskih aldehydov, 3-metil-1-fenil-2-pirazolin-5-ona in malononitrila, oziroma 4-hidroksikumarina, v etanolu pri temperaturi refluksa. Prednosti tega postopka so mili reakcijski pogoji, kratki reakcijski časi, enostavna izolacija produktov in visoki izkoristki.

## Supporting Materials

# Efficient Synthesis of Benzopyrans and Dihydropyranochromenes Catalyzed by Poly(4-vinylpyridine) as a Green and Commercially Available Basic Catalyst

Jalal Albadi,<sup>1,\*</sup> Azam Mansournezhad<sup>2</sup> and Fatemeh Akbari Balout-Bangan<sup>3</sup>

<sup>1</sup> College of Science, Behbahan Khatam Alanbia University of Technology, Behbahan, Iran

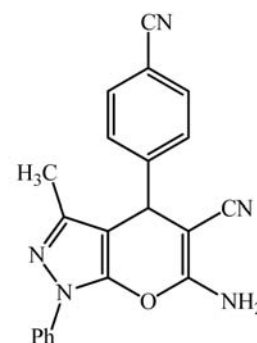
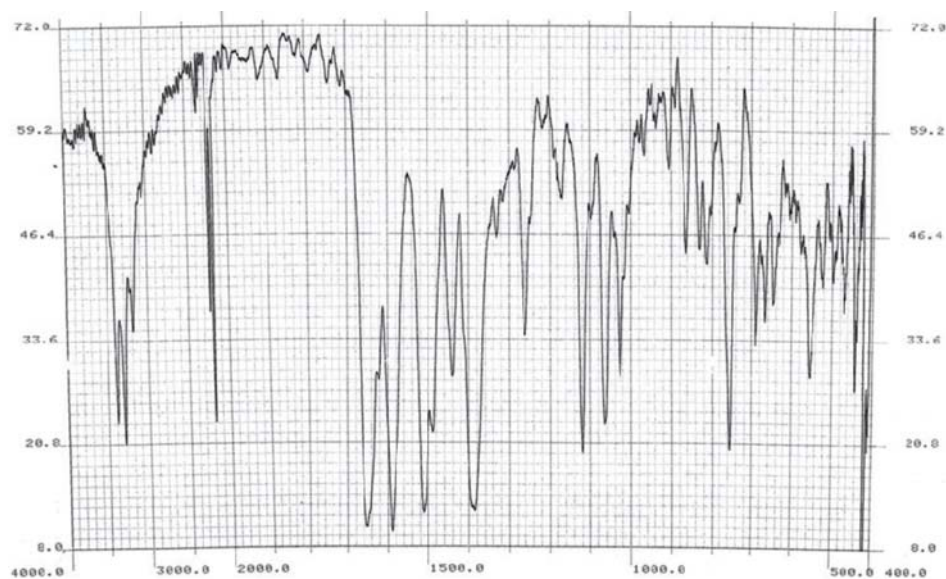
<sup>2</sup> Department of Chemistry, Gachsaran Branch, Islamic Azad University, Gachsaran, Iran

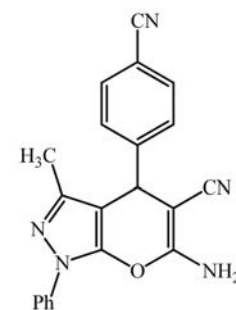
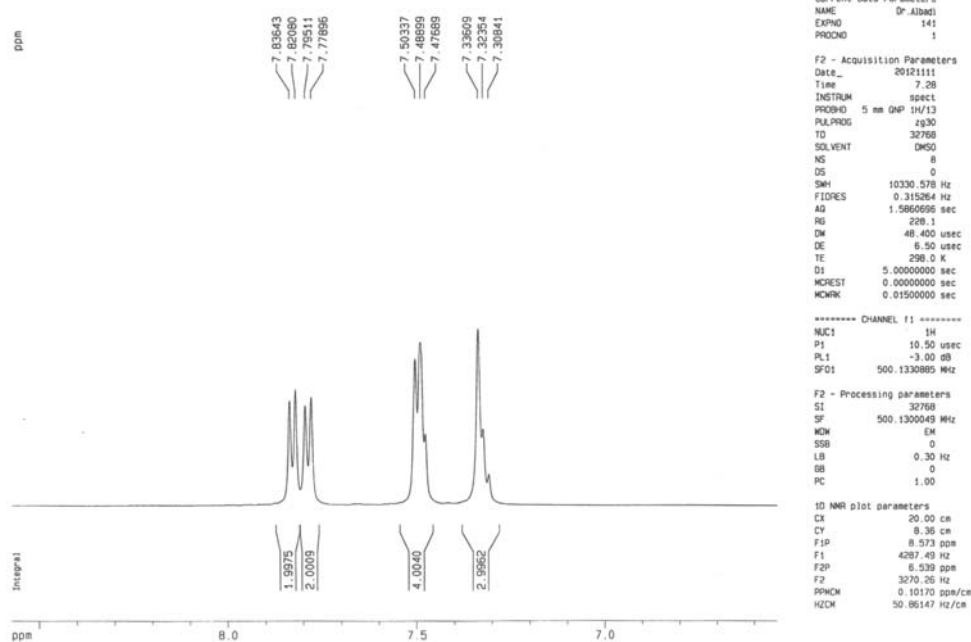
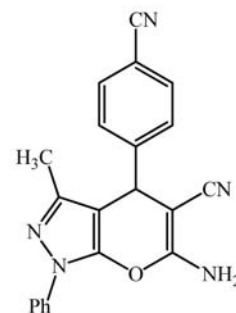
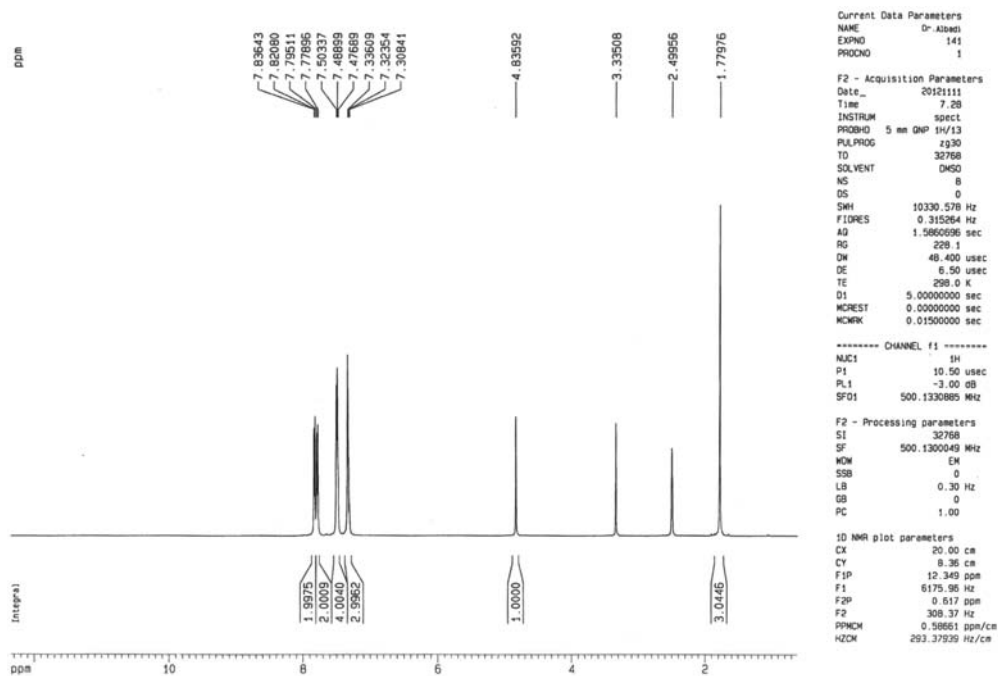
<sup>3</sup> Department of Chemistry, Qom Branch, Islamic Azad University, Qom, Iran

\* Corresponding author: E-mail: Jalal.albadi@gmail.com; Chemalbadi@gmail.com:

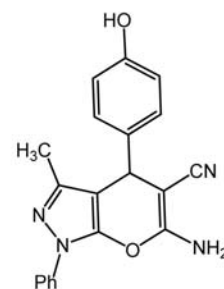
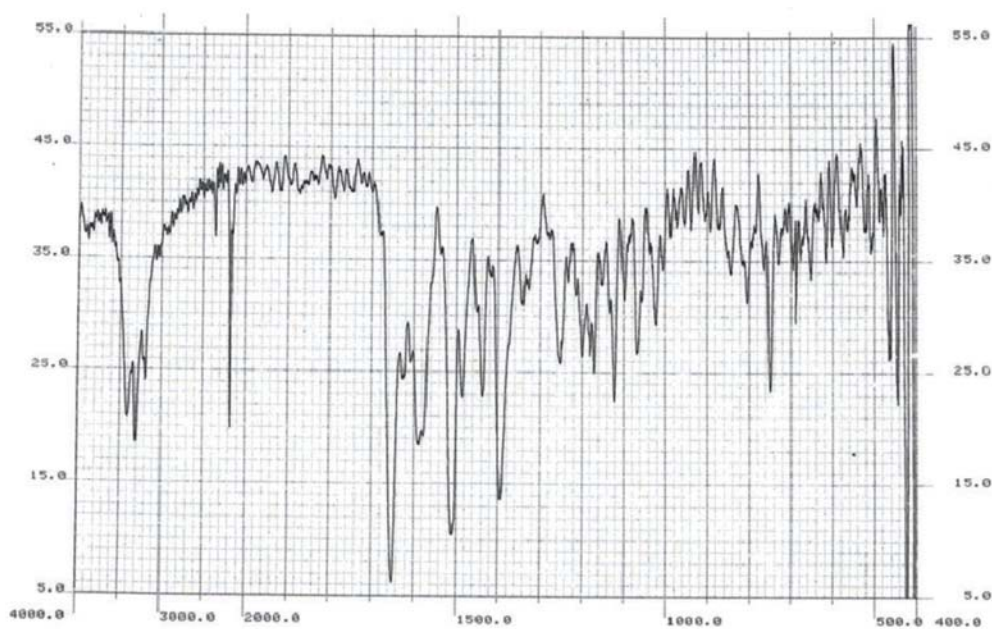
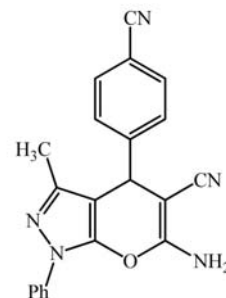
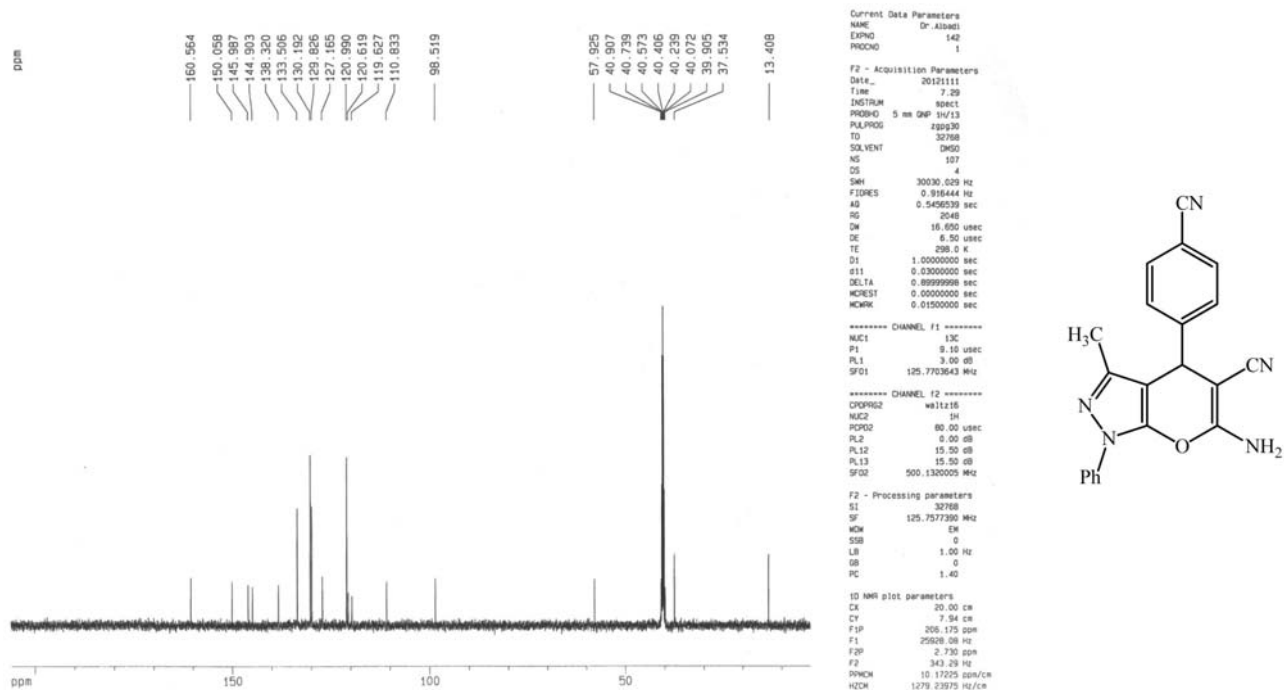
Tel/Fax: +986712229969

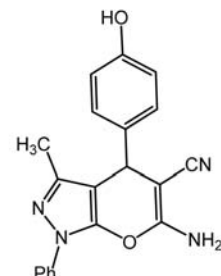
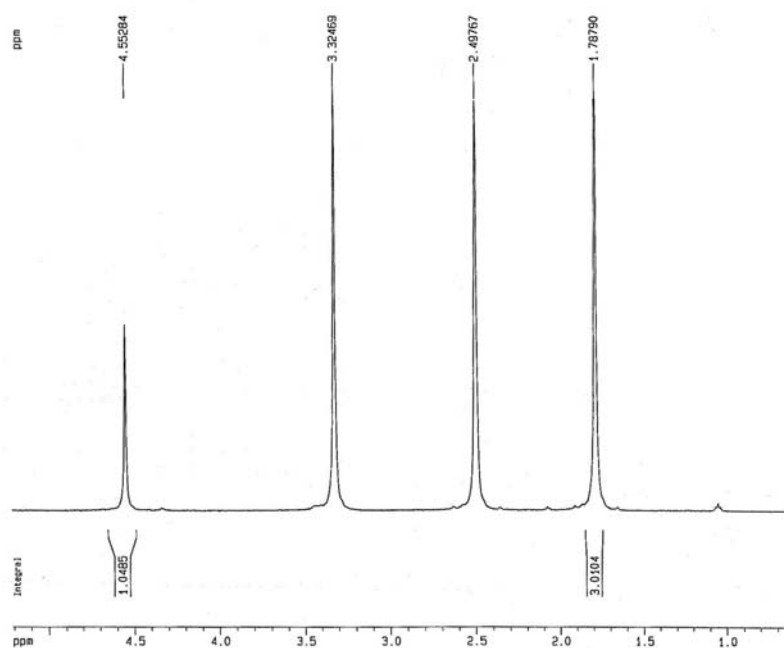
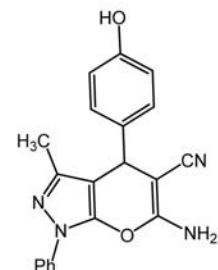
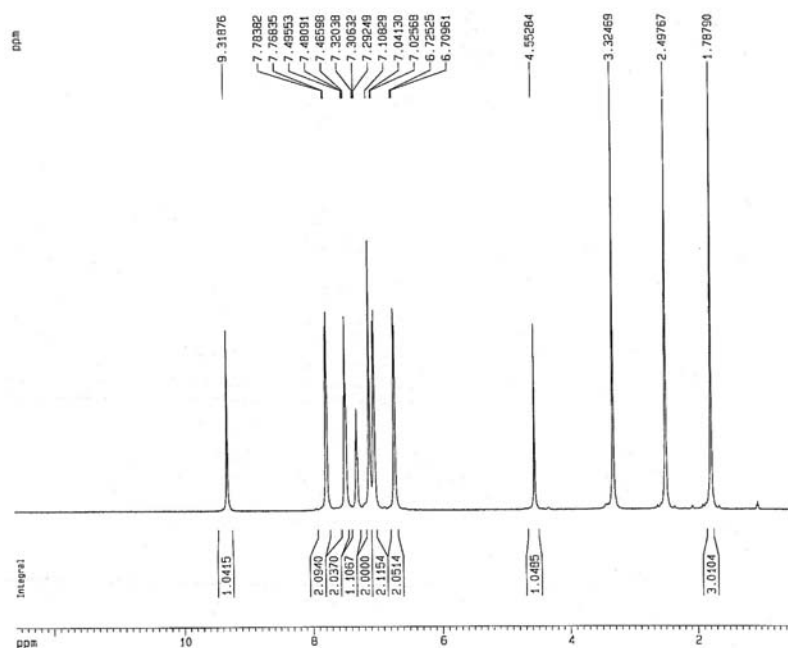
Received: 15-05-2013

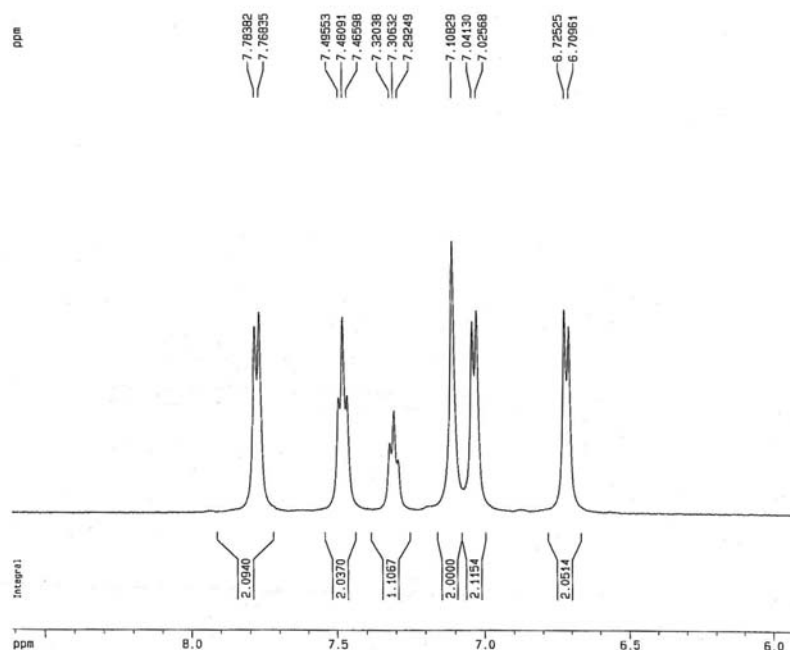












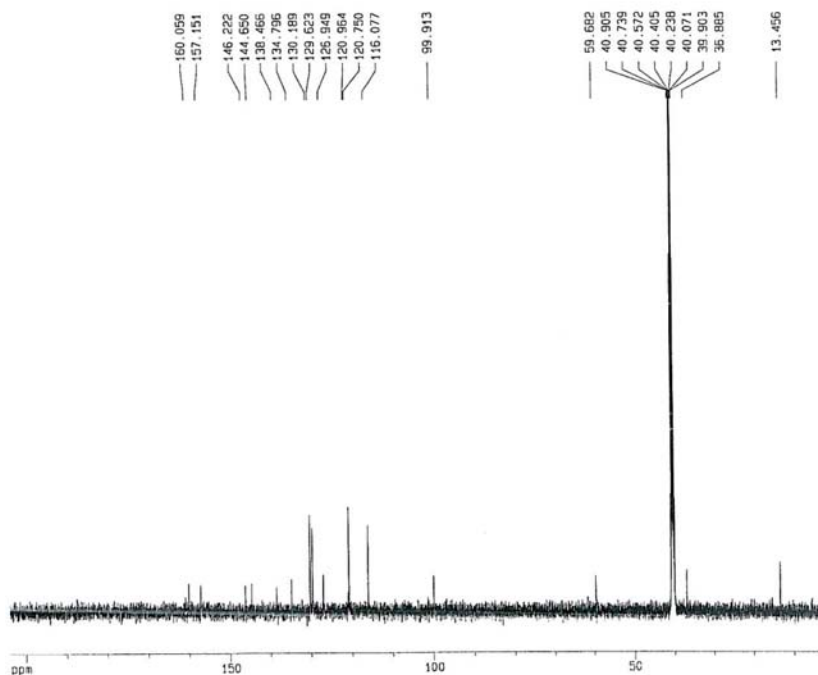
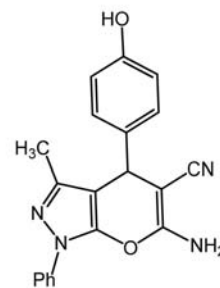
Current Data Parameters  
 NAME Mansournejad  
 EXPNO 104  
 PROCNO 1

F2 - Acquisition Parameters  
 Date\_ 20121101  
 Time 13.28  
 INSTRUM spect  
 PROBHD 5 mm QNP 1H/13  
 PULPROG zgpg30  
 TD 32768  
 ID 32768  
 SOLVENT CDCl3  
 NS 8  
 DS 8  
 SWH 10330.578 Hz  
 FIDRES 0.315264 Hz  
 AQ 1.5860696 sec  
 RG 512  
 DW 49.400 usec  
 DE 6.50 usec  
 TE 298.0 K  
 D1 5.0000000 sec  
 MDRES 0.0000000 sec  
 MDW 0.0150000 sec

\*\*\*\*\* CHANNEL f1 \*\*\*\*\*  
 NUC1 1H  
 P1 10.50 usec  
 PL1 -3.00 dB  
 SFO1 500.130065 MHz

F2 - Processing parameters  
 SI 32768  
 SF 500.130065 MHz  
 WDW EM  
 SSB 0  
 LB 0.30 Hz  
 GB 0  
 PC 1.00

1D NMR plot parameters  
 CX 20.00 cm  
 CY 13.62 cm  
 F1P 6.608 ppm  
 F1 4305.10 Hz  
 F2P 5.933 ppm  
 F2 2967.24 Hz  
 PPMCM 0.13375 ppm/cm  
 HZCM 66.86282 Hz/cm



Current Data Parameters  
 NAME Mansournejad  
 EXPNO 105  
 PROCNO 1

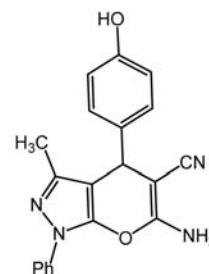
F2 - Acquisition Parameters  
 Date\_ 20121101  
 Time 13.39  
 INSTRUM spect  
 PROBHD 5 mm QNP 1H/13  
 PULPROG zgpg30  
 TD 32768  
 ID 32768  
 SOLVENT DMSO  
 NS 4  
 DS 4  
 SWH 30030.029 Hz  
 FIDRES 0.916444 Hz  
 AQ 0.3485329 sec  
 RG 4597.6  
 DW 16.050 usec  
 DE 6.50 usec  
 TE 298.0 K  
 D1 2.0000000 sec  
 D11 0.0300000 sec  
 DS14 1.8899999 sec  
 MDRES 0.0000000 sec  
 MDW 0.0150000 sec

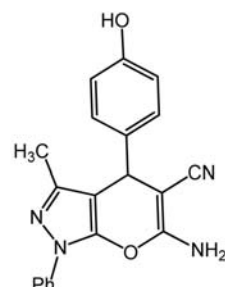
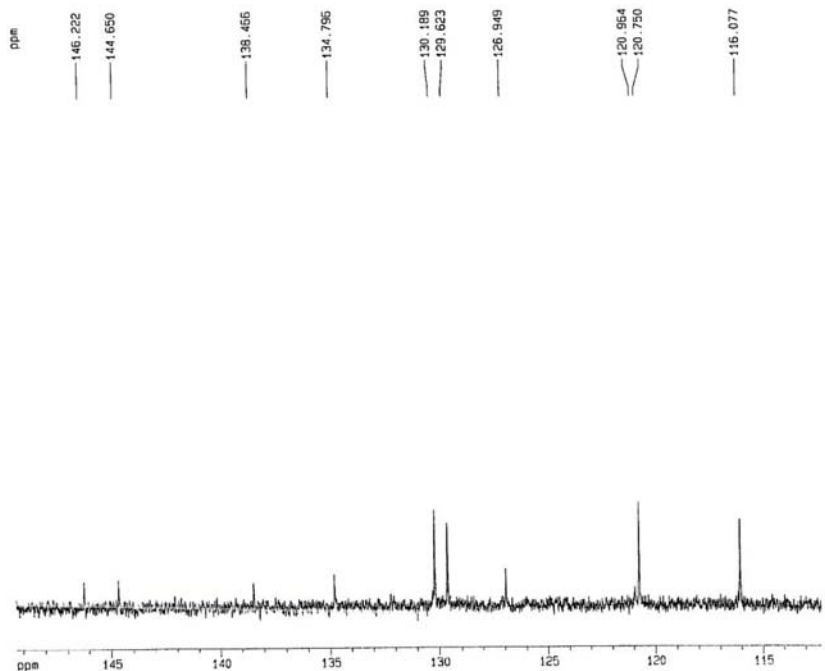
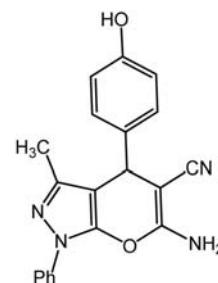
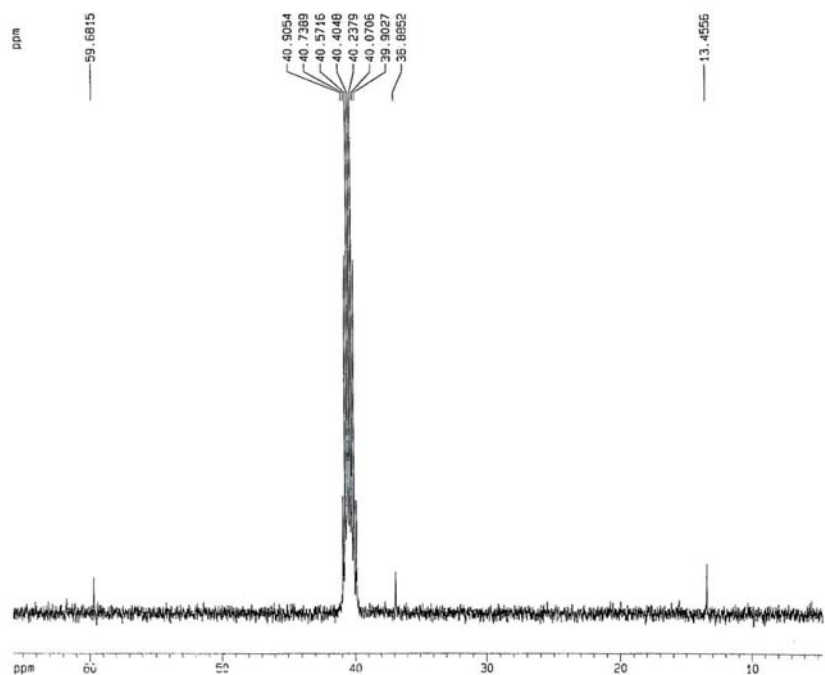
\*\*\*\*\* CHANNEL f1 \*\*\*\*\*  
 NUC1 13C  
 P1 9.10 usec  
 PL1 3.00 dB  
 SFO1 125.7703643 MHz

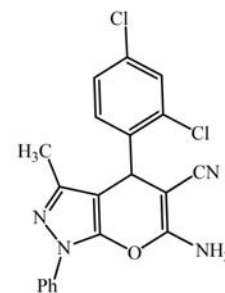
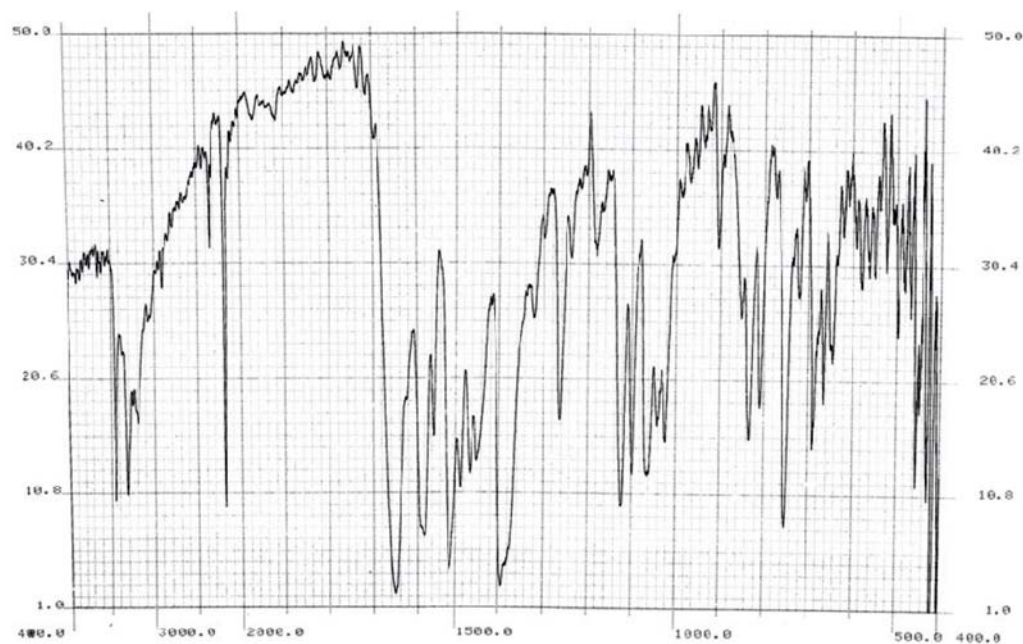
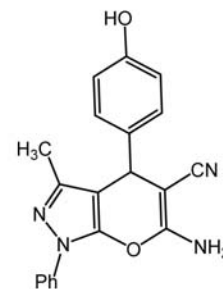
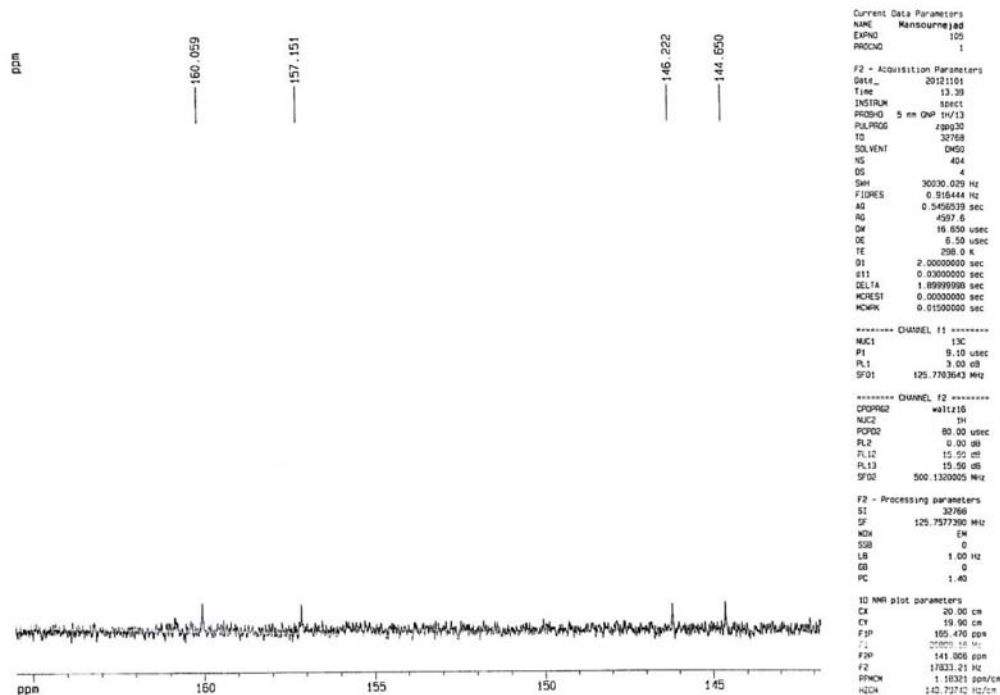
\*\*\*\*\* CHANNEL f2 \*\*\*\*\*  
 CPDPRG2 waltz16  
 NUC2 1H  
 P2 80.00 usec  
 PL2 0.00 dB  
 PL12 15.00 dB  
 PL13 15.00 dB  
 SFO2 500.1320095 MHz

F2 - Processing parameters  
 SI 32768  
 SF 125.7577390 MHz  
 WDW EM  
 SSB 0  
 LB 1.00 Hz  
 GB 0  
 PC 1.40

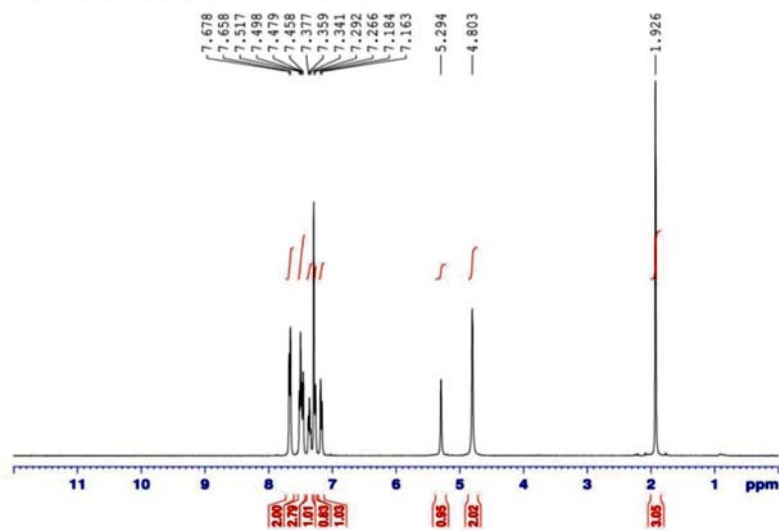
1D NMR plot parameters  
 CX 20.00 cm  
 CY 19.99 cm  
 F1P 203.924 ppm  
 F1 4504.00 Hz  
 F2P 3.596 ppm  
 F2 450.97 Hz  
 PPMCM 10.01052 ppm/cm  
 HZCM 1259.70527 Hz/cm





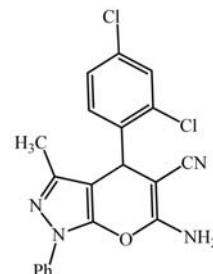


Sample code: Aml ( mansour nejad )

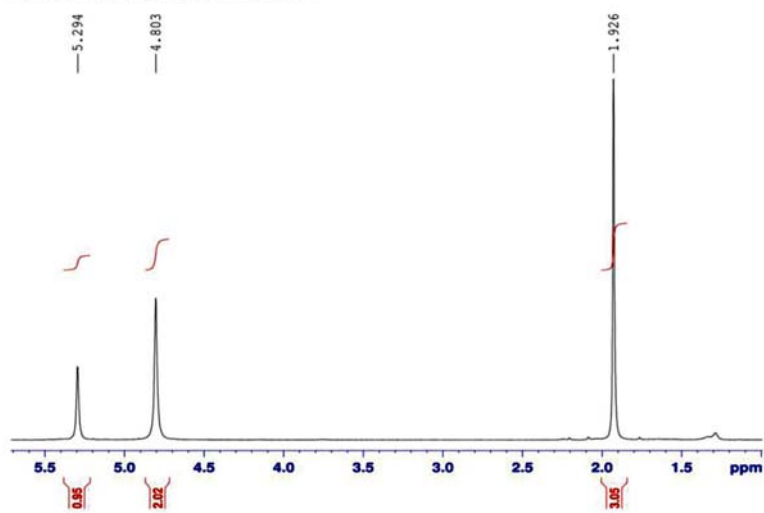


NAME Khozestan UN  
EXPNO 378  
PROCNO 1  
Date\_ 20121117  
Time 15.59  
INSTRUM spect  
PROBHD 5 mm PABBO BB-  
PULPROG zg  
TD 65536  
SOLVENT CDCl3  
NS 24  
DS 0  
SWH 8012.820 Hz  
FIDRES 0.122266 Hz  
AQ 4.0894966 sec  
RG 2050  
DM 62.400 usec  
DE 6.50 usec  
TE 293.1 K  
D1 6.0000000 sec  
TDO 1

----- CHANNEL f1 -----  
NUC1 1H  
P1 14.00 usec  
PL1 -2.00 dB  
PL1W 11.86359406 W  
SFO1 400.2236020 MHz  
SI 32768  
SF 400.2200000 MHz  
WDW EM  
SSB 0  
LB 0.30 Hz  
GB 0  
PC 1.00

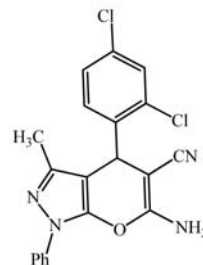


Sample code: Aml ( mansour nejad )

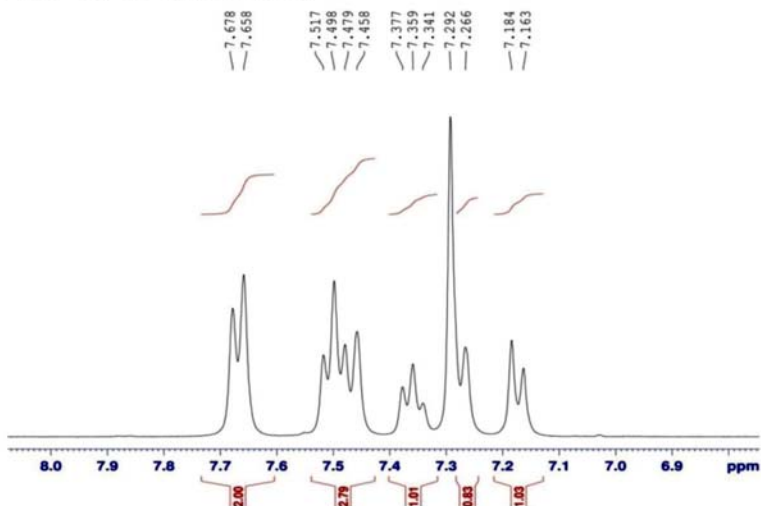


NAME Khozestan UN  
EXPNO 378  
PROCNO 1  
Date\_ 20121117  
Time 15.59  
INSTRUM spect  
PROBHD 5 mm PABBO BB-  
PULPROG zg  
TD 65536  
SOLVENT CDCl3  
NS 24  
DS 0  
SWH 8012.820 Hz  
FIDRES 0.122266 Hz  
AQ 4.0894966 sec  
RG 2050  
DM 62.400 usec  
DE 6.50 usec  
TE 293.1 K  
D1 6.0000000 sec  
TDO 1

----- CHANNEL f1 -----  
NUC1 1H  
P1 14.00 usec  
PL1 -2.00 dB  
PL1W 11.86359406 W  
SFO1 400.2236020 MHz  
SI 32768  
SF 400.2200000 MHz  
WDW EM  
SSB 0  
LB 0.30 Hz  
GB 0  
PC 1.00

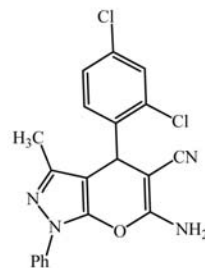


Sample code: Aml (mansour nejad)

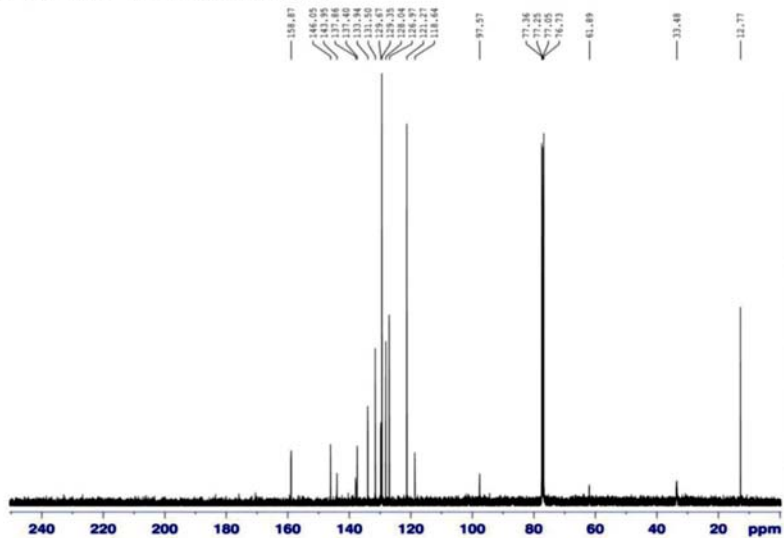
**BRUKER**

```
NAME      Khozestan UN
EXPNO    378
PROCNO   1
Date_    20121117
Time     15.59
INSTRUM  spect
PROBHD   5 mm F4BBO BB-
PULPROG  zg
TD        65536
SOLVENT  CDCl3
NS        24
DS        0
SWH       8012.820 Hz
FIDRES   0.122264 Hz
AQ        4.0894866 sec
RG        2050
DM        62.400 usec
DE        6.50 usec
TE        293.1 K
D1        6.0000000 sec
D11       1
TDO       1
```

```
----- CHANNEL f1 -----
NUC1      1H
P1        14.00 usec
PL1       -2.00 dB
PL12W    11.86359404 W
SFO1      400.2236020 MHz
SI        32768
SF        400.2200000 MHz
WDW       EM
SSB       0
LB        0.30 Hz
GB        0
PC        1.00
```



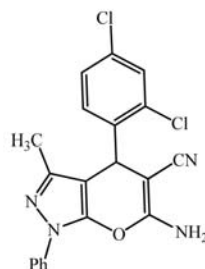
Sample code: Aml (mansour nejad)

**BRUKER**

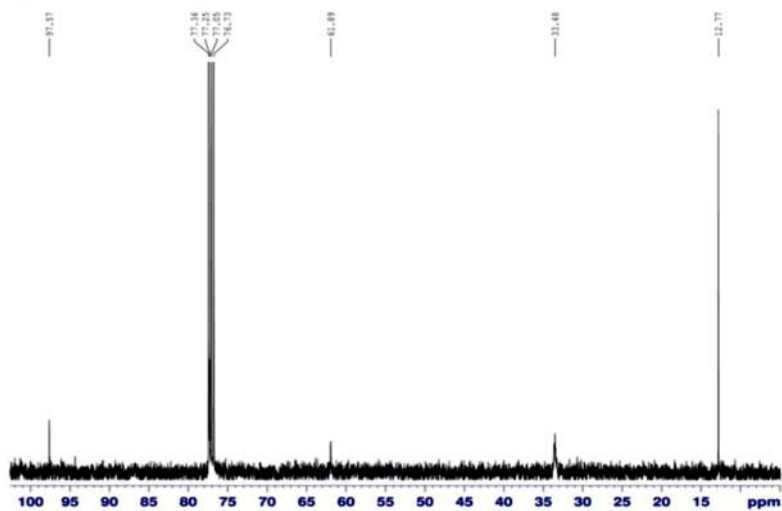
```
NAME      Khozestan UN
EXPNO    130
PROCNO   1
Date_    20121117
Time     16.04
INSTRUM  spect
PROBHD   5 mm F4BBO BB-
PULPROG  zgpg30
TD        65536
SOLVENT  CDCl3
NS        500
DS        0
SWH       25252.525 Hz
FIDRES   0.385323 Hz
AQ        1.2976629 sec
RG        2050
DM        19.800 usec
DE        6.50 usec
TE        293.4 K
D1        4.0000000 sec
D11       0.0300000 sec
TDO       1
```

```
----- CHANNEL f1 -----
NUC1      13C
P1        9.00 usec
PL1       -2.00 dB
PL12W    42.02801895 W
SFO1      100.6279784 MHz
```

```
----- CHANNEL f2 -----
CPDPRG2  waltz16
NUC2      1H
PCPD2    90.00 usec
PL2       -2.00 dB
PL12W    14.14 dB
PL13     17.90 dB
PL12W    11.86359404 W
SFO2      0.28722104 W
PL12W    0.12139934 W
SFO2      400.22140000 MHz
SI        32768
SF        100.6351990 MHz
WDW       EM
SSB       0
LB        1.00 Hz
GB        0
PC        1.40
```



Sample code: Aml (mansour nejad)



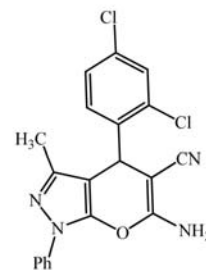
```

NAME      Khosrostan UM
EXPNO    379
PROCNO   1
Date_    20121117
Time     16.04
INSTRUM  spect
PROBHD   5 mm PABBO BB-
PULPROG  zgpg
TD        65534
SOLVENT  CDCl3
NS        500
DS        0
SWH       25252.525 Hz
FIDRES   0.385323 Hz
AQ        1.2976629 sec
RG        2050
DE        19.800 usec
TE        293.4 K
D1        4.0000000 sec
D11       0.0300000 sec
TD0       1

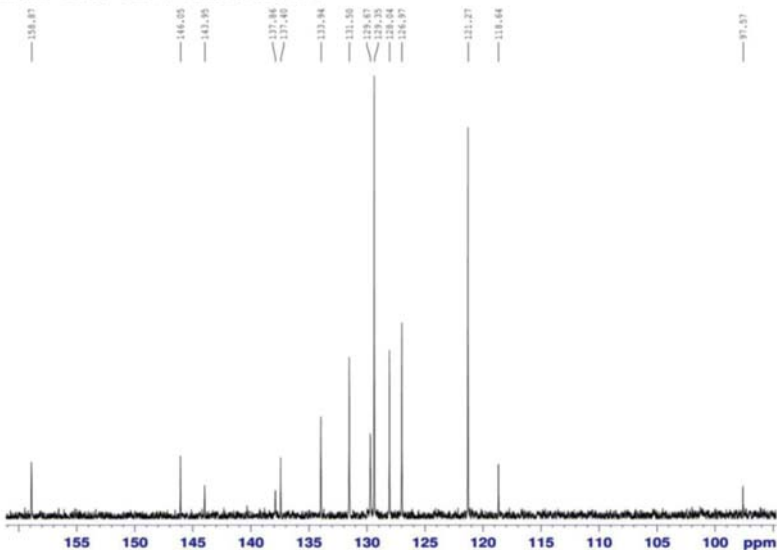
----- CHANNEL f1 -----
NUC1      13C
P1         9.00 usec
PL1       -0.90 dB
PL1W      42.0280189 W
SFO1      100.6479784 MHz

----- CHANNEL f2 -----
CPDPRG2  waltz16
NUC2      1H
PCPD2     90.00 usec
PL2       -2.00 dB
PL2W      14.16 dB
PL12      17.90 dB
PL1W      11.86359406 W
PL13W     0.28722104 W
PL13W     0.12139934 W
SFO2      400.2216009 MHz
SI        32768
SF        100.6353990 MHz
SSB       EM
SFR        0
LB         1.00 Hz
GB         0
PC         1.40

```



Sample code: Aml (mansour nejad)



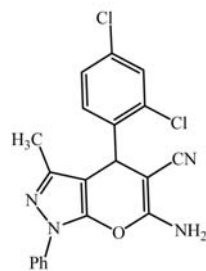
```

NAME      Khosrostan UM
EXPNO    379
PROCNO   1
Date_    20121117
Time     16.04
INSTRUM  spect
PROBHD   5 mm PABBO BB-
PULPROG  zgpg
TD        65534
SOLVENT  CDCl3
NS        500
DS        0
SWH       25252.525 Hz
FIDRES   0.385323 Hz
AQ        1.2976629 sec
RG        2050
DE        19.800 usec
TE        293.4 K
D1        4.0000000 sec
D11       0.0300000 sec
TD0       1

----- CHANNEL f1 -----
NUC1      13C
P1         9.00 usec
PL1       -0.90 dB
PL1W      42.0280189 W
SFO1      100.6479784 MHz

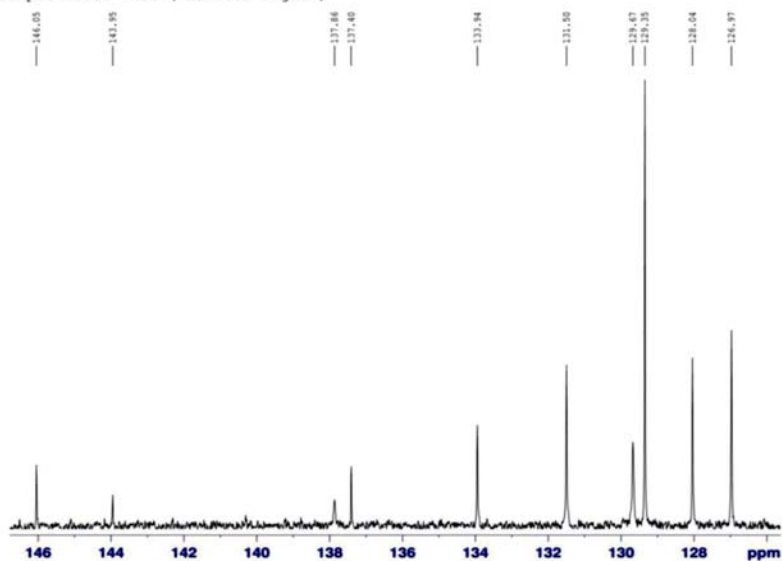
----- CHANNEL f2 -----
CPDPRG2  waltz16
NUC2      1H
PCPD2     90.00 usec
PL2       -2.00 dB
PL2W      14.16 dB
PL12      17.90 dB
PL1W      11.86359406 W
PL13W     0.28722104 W
PL13W     0.12139934 W
SFO2      400.2216009 MHz
SI        32768
SF        100.6353990 MHz
SSB       EM
SFR        0
LB         1.00 Hz
GB         0
PC         1.40

```





Sample code: Aml ( mansour nejad )



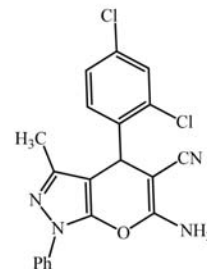
```

NAME      Khosestan UN
EXPNO    379
PROCNO   1
Date_    20121117
Time     16.04
INSTRUM spect
PROBHD   5 mm PABBO BB-
PULPROG zgpg
TD        65534
SOLVENT  CDCl3
NS        500
DS        0
SWH      25352.525 Hz
FIDRES   0.385323 Hz
AQ        1.2974629 sec
RG        2050
DM        19.850 usec
DE        4.50 usec
TE        293.4 K
D1        4.0000000 sec
D11       0.0300000 sec
TD0       1

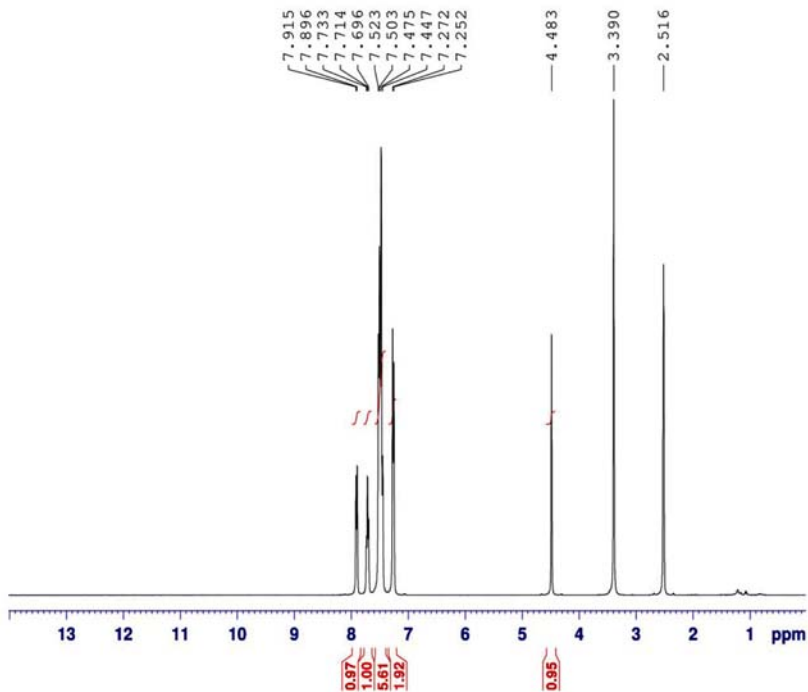
----- CHANNEL f1 -----
NUC1      13C
P1        9.00 usec
PL1       -0.90 dB
PL1W      42.02801893 W
SFO1      100.6479784 MHz

----- CHANNEL f2 -----
CPDPRG2  waltz16
NUC2      1H
PCPD2    90.00 usec
PL2       -2.00 dB
PL12     14.16 dB
PL13     17.90 dB
PL1W     11.86359406 W
SFO1     400.2236020 MHz
SFO2     400.2216009 MHz
SI        32768
SF        100.6353990 MHz
WDW       EM
SSB       0
LB        1.00 Hz
GB        0
PC        1.40

```



Sample code: A1 ( mansour nejad )

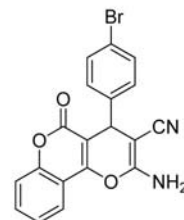


```

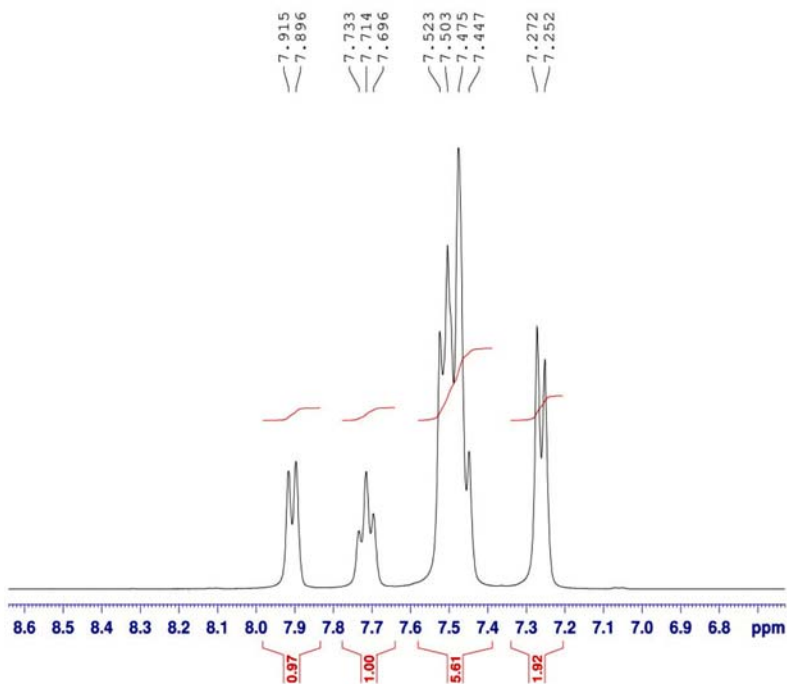
NAME      Azad-Gachsaran UN
EXPNO    341
PROCNO   1
Date_    20120318
Time     15.02
INSTRUM spect
PROBHD   5 mm PABBO BB-
PULPROG zgpg
TD        65536
SOLVENT  DMSO
NS        24
DS        0
SWH      8012.820 Hz
FIDRES   0.122266 Hz
AQ        4.0894966 sec
RG        1290
DM        62.400 usec
DE        6.50 usec
TE        295.8 K
D1        6.0000000 sec
TD0       1

----- CHANNEL f1 -----
NUC1      1H
P1        14.00 usec
PL1       -2.00 dB
PL1W      11.86359406 W
SFO1      400.2236020 MHz
SI        32768
SF        400.2200000 MHz
WDW       EM
SSB       0
LB        0.30 Hz
GB        0
PC        1.00

```

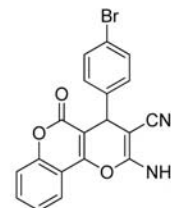


Sample code: A1 ( mansour nejad )

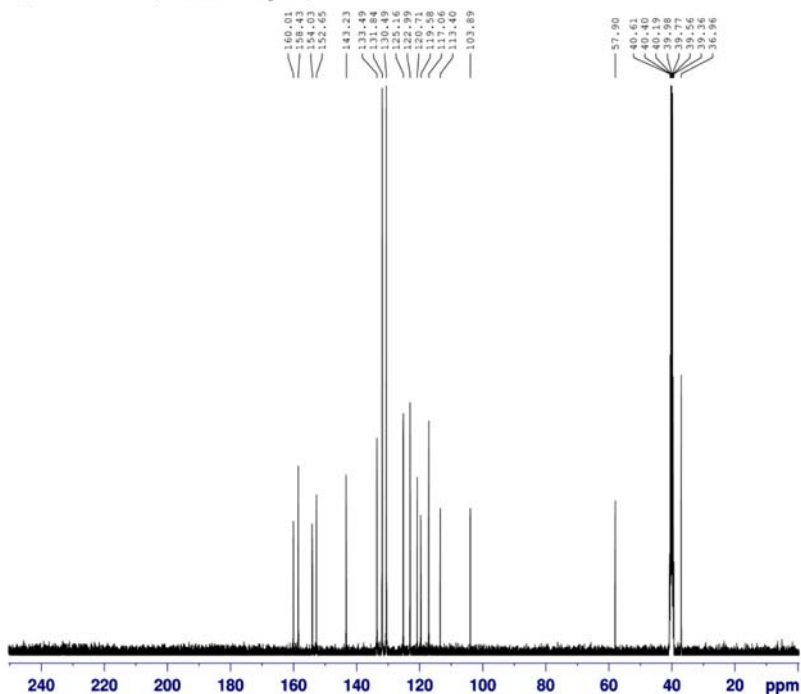


NAME Azad-Gachasan UN  
 EXPNO 341  
 PROCNO 1  
 Date\_ 20120318  
 Time 15.02  
 INSTRUM spect  
 PROBRD 5 mm PABBO BB-  
 PULPROG zg30  
 TD 65536  
 SOLVENT DMSO  
 NS 24  
 DS 0  
 SWH 8012.820 Hz  
 FIDRES 0.122266 Hz  
 Aq 4.0894966 sec  
 RG 1290  
 DW 62.400 usec  
 DE 6.50 usec  
 TE 295.8 K  
 D1 6.0000000 sec  
 TDO 1

----- CHANNEL f1 -----  
 NUC1 1H  
 P1 14.00 usec  
 PL1 -2.00 dB  
 PL1W 11.86359406 W  
 SFO1 400.2236020 MHz  
 SI 32768  
 SF 400.2200000 MHz  
 WDW EM  
 SSB 0  
 LB 0.30 Hz  
 GB 0  
 PC 1.00



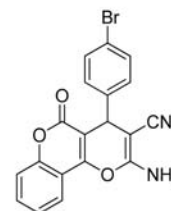
Sample code: A1 ( mansour nejad )



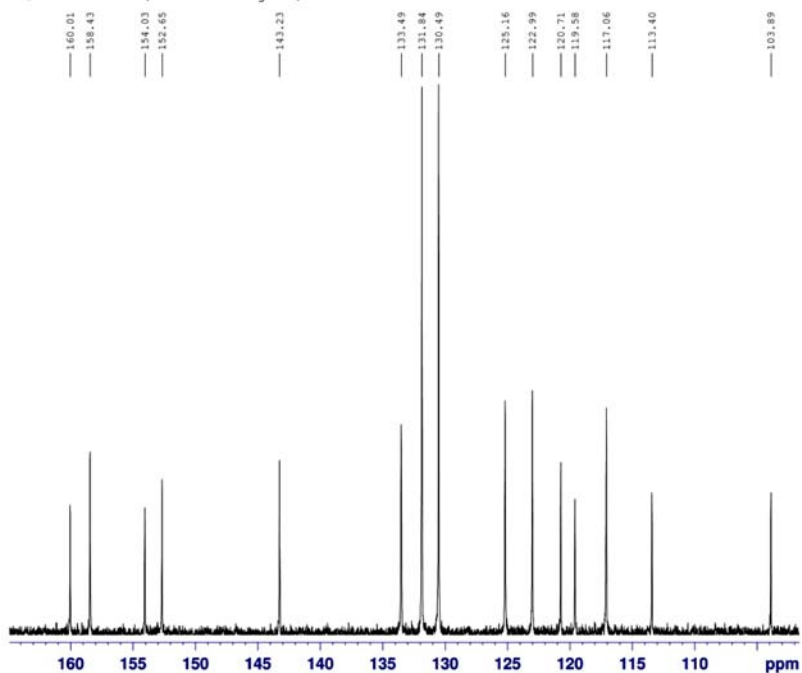
NAME Azad-Gachasan UN  
 EXPNO 342  
 PROCNO 1  
 Date\_ 20120318  
 Time 15.09  
 INSTRUM spect  
 PROBRD 5 mm PABBO BB-  
 PULPROG zgpg  
 TD 65536  
 SOLVENT DMSO  
 NS 420  
 DS 0  
 SWH 25252.525 Hz  
 FIDRES 0.385323 Hz  
 Aq 1.2976629 sec  
 RG 2050  
 DW 19.800 usec  
 DE 6.50 usec  
 TE 296.3 K  
 D1 3.0000000 sec  
 D11 0.0300000 sec  
 TDO 1

----- CHANNEL f1 -----  
 NUC1 13C  
 P1 9.00 usec  
 PL1 -0.90 dB  
 PL1W 42.02801895 W  
 SFO1 100.6479784 MHz

----- CHANNEL f2 -----  
 CPDPRG2 waltz16  
 NUC2 1H  
 PCPD2 90.00 usec  
 PL2 -2.00 dB  
 PL12 14.16 dB  
 PL13 17.90 dB  
 PL2W 11.86359406 W  
 PL12W 0.28722104 W  
 PL13W 0.12139934 W  
 SFO2 400.2216009 MHz  
 SI 32768  
 SF 100.6353990 MHz  
 WDW EM  
 SSB 0  
 LB 1.00 Hz  
 GB 0  
 PC 1.40



Sample code: Al( mansour nejad )



```

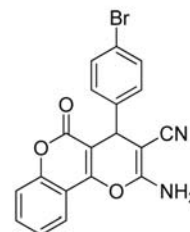
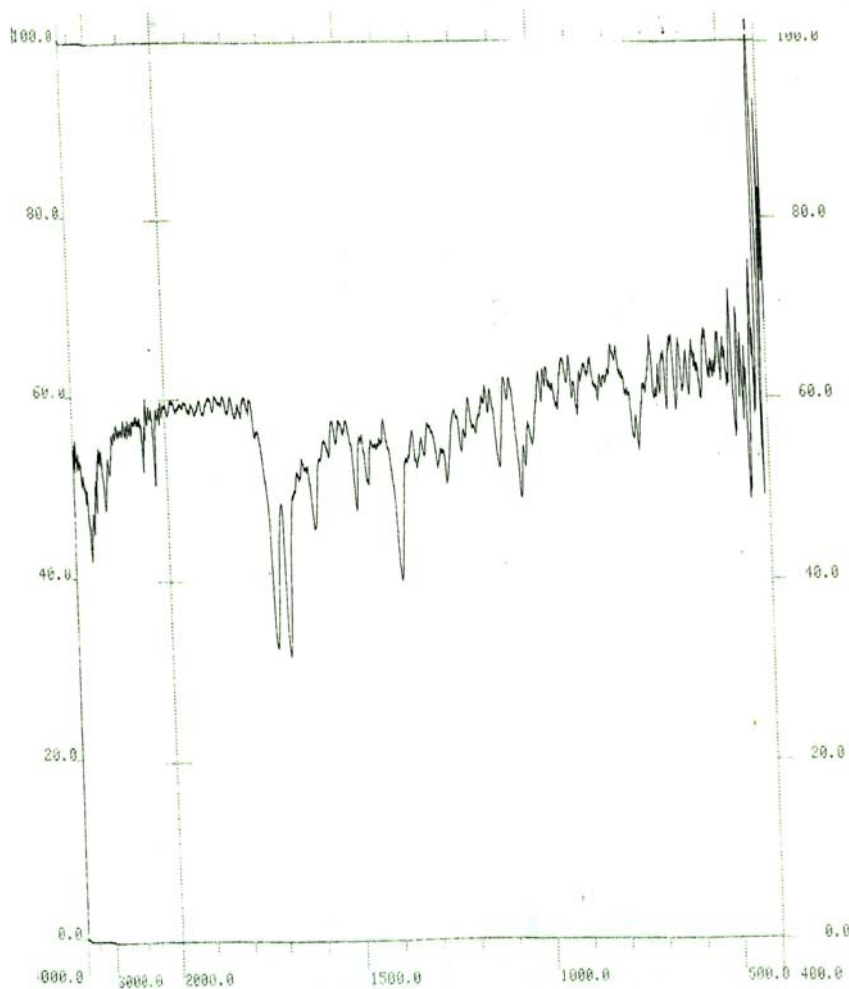
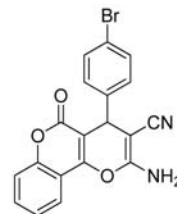
NAME      Azad-Gachsaran UN
EXPNO     342
PROCNO    1
Date_     20120318
Time      15.09
INSTRUM   spect
PROBHD    5 mm PABBO BB-
PULPROG   zgpg
TD         65536
SOLVENT   DMSO
NS         420
DS         0
SWH        25252.525 Hz
FIDRES     0.385323 Hz
AQ         1.2976629 sec
RG         2050
DW         19.800 usec
DE         6.50 usec
TE         296.3 K
D1         3.0000000 sec
D11        0.0300000 sec
TDO        1
  
```

```

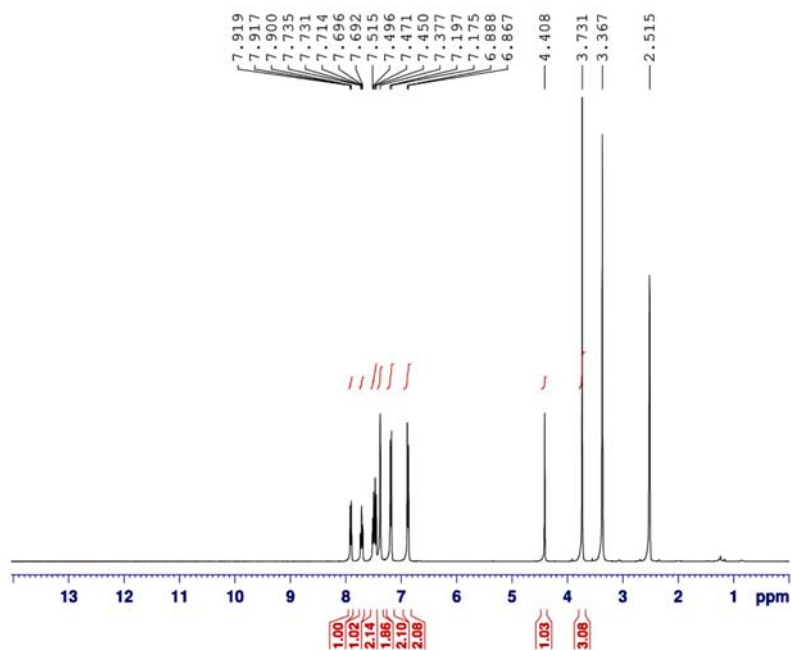
----- CHANNEL f1 -----
NUC1       13C
P1         9.00 usec
PL1        -0.90 dB
PL1W       42.02801895 W
SFO1       100.6479784 MHz
  
```

```

----- CHANNEL f2 -----
CPDPRG2   waltz16
NUC2       1H
PCPD2     90.00 usec
PL2        -2.00 dB
PL12       14.16 dB
PL13       17.90 dB
PL2W       11.86359406 W
PL12W      0.28722104 W
PL13W      0.12139934 W
SFO2       400.2216009 MHz
SI         32768
SF         100.6353990 MHz
WDW        EM
SSB        0
LB         1.00 Hz
GB         0
PC         1.40
  
```

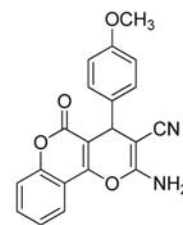


Sample code: A2 ( mansour nejad )

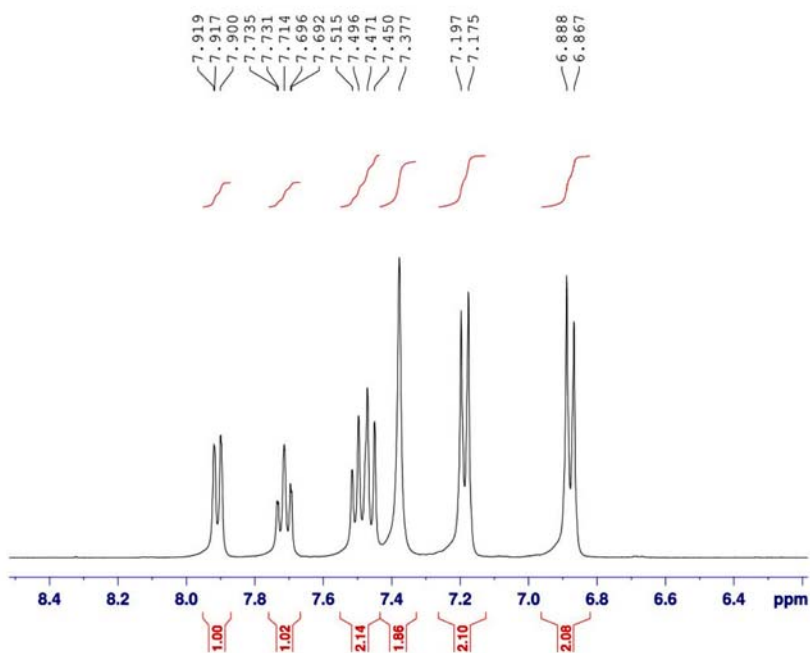


NAME Azad-Gachsaran UN  
EXPNO 344  
PROCNO 1  
Date\_ 20120319  
Time 15.46  
INSTRUM spect  
PROBHD 5 mm PABBO BB-  
PULPROG zg30  
TD 65536  
SOLVENT DMSO  
NS 24  
DS 0  
SWH 8012.820 Hz  
FIDRES 0.122266 Hz  
AQ 4.0894966 sec  
RG 1290  
DW 62.400 usec  
DE 6.50 usec  
TE 296.7 K  
D1 6.00000000 sec  
TD0 1

----- CHANNEL f1 -----  
NUC1 1H  
P1 14.00 usec  
PL1 -2.00 dB  
PL1W 11.86359406 W  
SFO1 400.2236020 MHz  
SI 32768  
SF 400.2200000 MHz  
WDW EM  
SSB 0  
LB 0.30 Hz  
GB 0  
PC 1.00

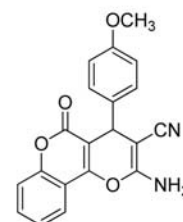


Sample code: A2 ( mansour nejad )

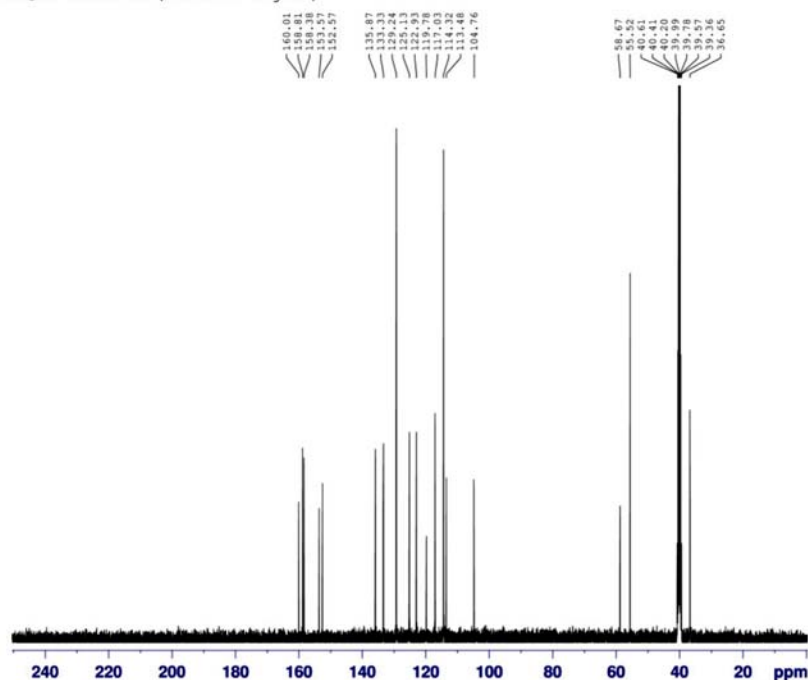


NAME Azad-Gachsaran UN  
EXPNO 344  
PROCNO 1  
Date\_ 20120319  
Time 15.46  
INSTRUM spect  
PROBHD 5 mm PABBO BB-  
PULPROG zg30  
TD 65536  
SOLVENT DMSO  
NS 24  
DS 0  
SWH 8012.820 Hz  
FIDRES 0.122266 Hz  
AQ 4.0894966 sec  
RG 1290  
DW 62.400 usec  
DE 6.50 usec  
TE 296.7 K  
D1 6.00000000 sec  
TD0 1

----- CHANNEL f1 -----  
NUC1 1H  
P1 14.00 usec  
PL1 -2.00 dB  
PL1W 11.86359406 W  
SFO1 400.2236020 MHz  
SI 32768  
SF 400.2200000 MHz  
WDW EM  
SSB 0  
LB 0.30 Hz  
GB 0  
PC 1.00



Sample code: A2 ( mansour nejad )



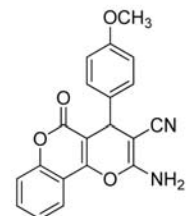
```

NAME      Azad-Gacharan UN
EXPNO    343
PROCNO   1
Date_    20120319
Time     15.52
INSTRUM  spect
PROBHD   5 mm PABBO BB-
PULPROG  zgpg
TD       65536
SOLVENT  DMSO
NS       200
DS       0
SWH      25252.525 Hz
FIDRES   0.385323 Hz
AQ       1.2976629 sec
RG       2050
DM       19.800 usec
DE       6.50 usec
TE       297.2 K
D1       3.0000000 sec
D11      0.0300000 sec
TD0      1

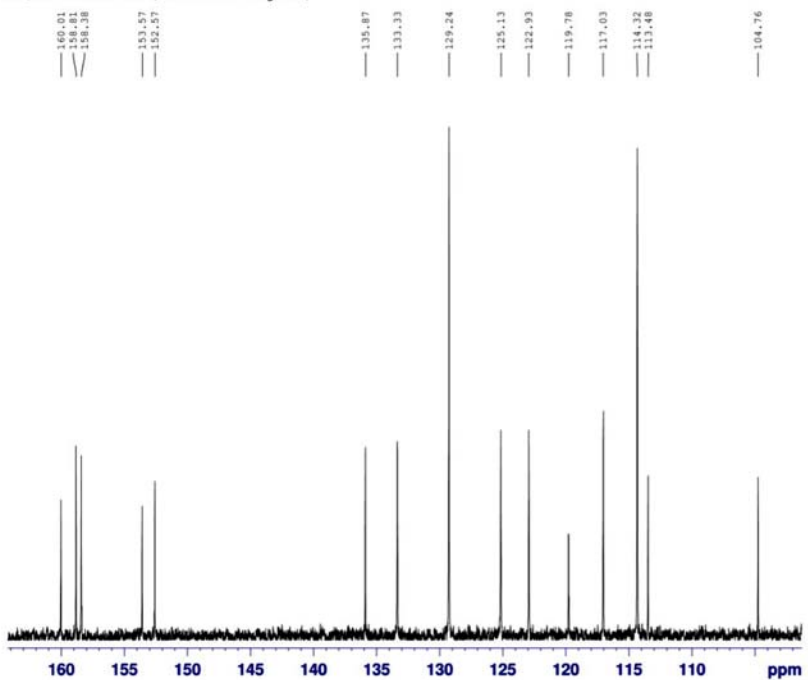
----- CHANNEL f1 -----
NUC1     13C
P1       9.00 usec
PL1      -0.90 dB
PL1W     42.02801895 W
SFO1     100.6479784 MHz

----- CHANNEL f2 -----
CPDPRG2  waltz16
NUC2     1H
PCPD2    90.00 usec
PL2      -2.00 dB
PL12     14.16 dB
PL13     17.90 dB
PL2W     11.86359406 W
PL12W    0.28722104 W
PL13W    0.12139934 W
SFO2     400.2216009 MHz
SI       32768
SF       100.6353990 MHz
WDW      EM
SSB      0
LB       1.00 Hz
GB       0
PC       1.40

```



Sample code: A2 ( mansour nejad )



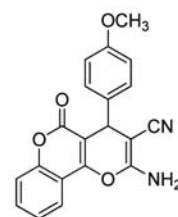
```

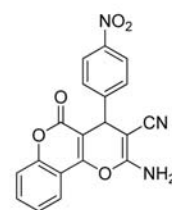
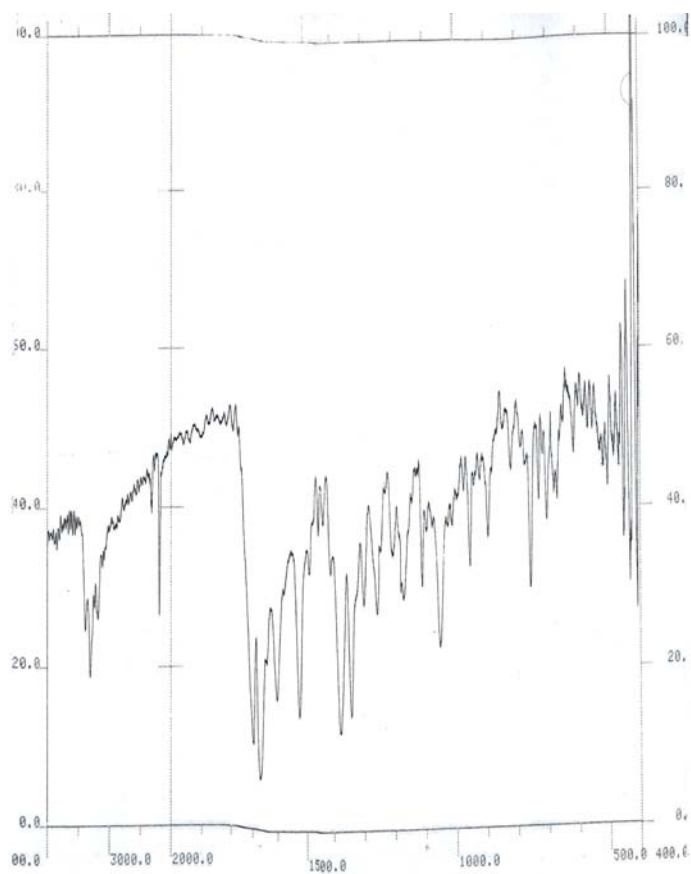
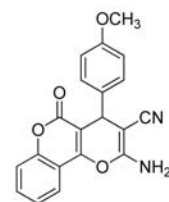
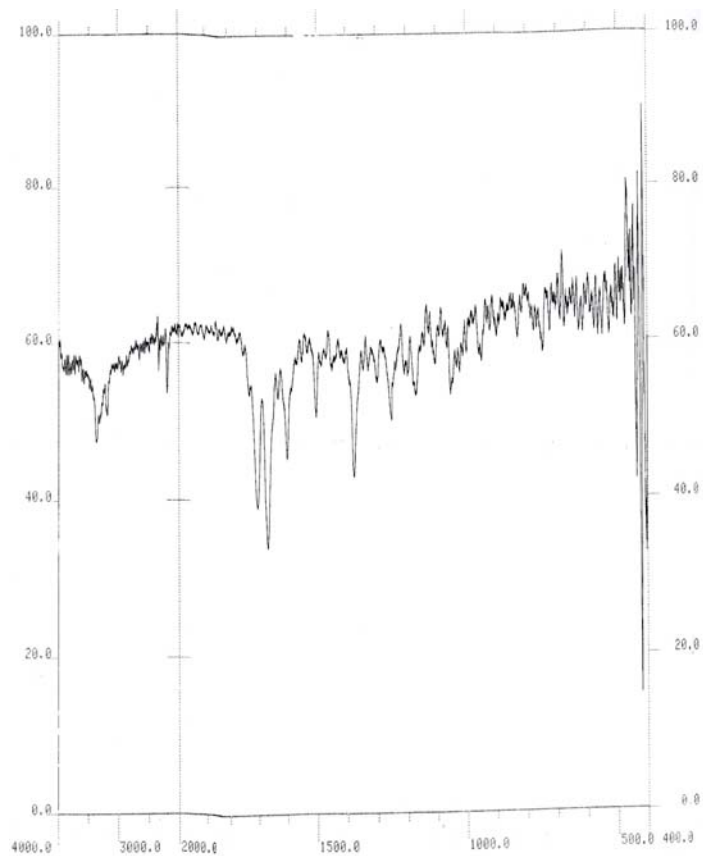
NAME      Azad-Gacharan UN
EXPNO    343
PROCNO   1
Date_    20120319
Time     15.52
INSTRUM  spect
PROBHD   5 mm PABBO BB-
PULPROG  zgpg
TD       65536
SOLVENT  DMSO
NS       200
DS       0
SWH      25252.525 Hz
FIDRES   0.385323 Hz
AQ       1.2976629 sec
RG       2050
DM       19.800 usec
DE       6.50 usec
TE       297.2 K
D1       3.0000000 sec
D11      0.0300000 sec
TD0      1

----- CHANNEL f1 -----
NUC1     13C
P1       9.00 usec
PL1      -0.90 dB
PL1W     42.02801895 W
SFO1     100.6479784 MHz

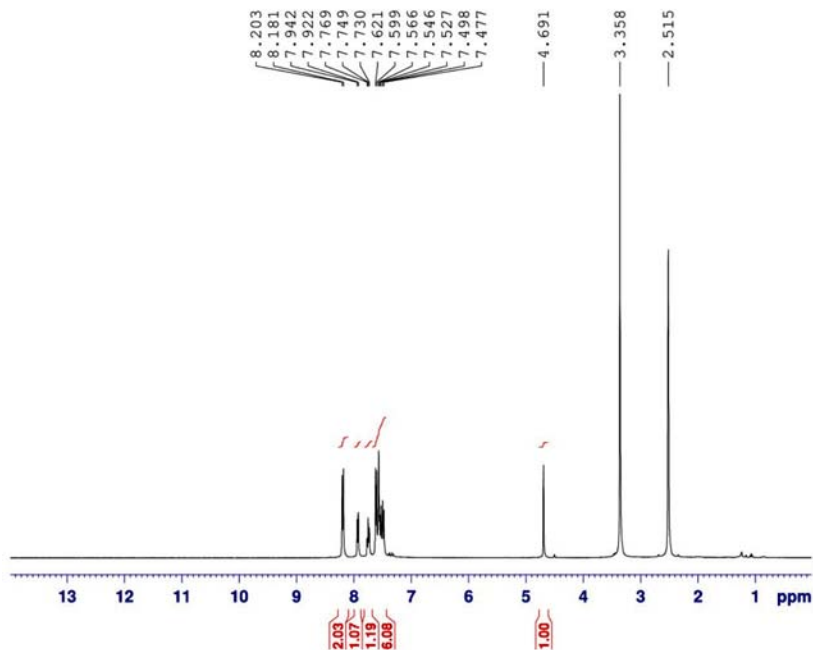
----- CHANNEL f2 -----
CPDPRG2  waltz16
NUC2     1H
PCPD2    90.00 usec
PL2      -2.00 dB
PL12     14.16 dB
PL13     17.90 dB
PL2W     11.86359406 W
PL12W    0.28722104 W
PL13W    0.12139934 W
SFO2     400.2216009 MHz
SI       32768
SF       100.6353990 MHz
WDW      EM
SSB      0
LB       1.00 Hz
GB       0
PC       1.40

```





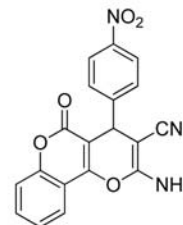
Sample code: A3 ( mansour nejad )



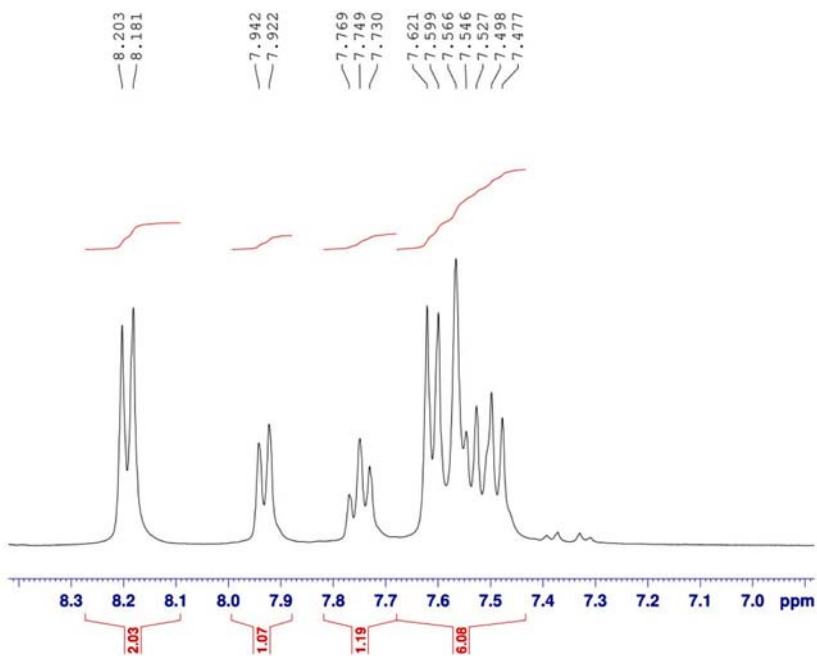
```

NAME      Azad-Gachsaan UN
EXPNO    346
PROCNO   1
Date_    20120320
Time     17.54
INSTRUM  spect
PROBHD   5 mm PABBO BB-
PULPROG  zg30
TD        65536
SOLVENT  DMSO
NS        24
DS        0
SWH      8012.820 Hz
FIDRES   0.122266 Hz
AQ        4.0894966 sec
RG        2050
DW        62.400 usec
DE        6.50 usec
TE        297.7 K
D1        6.0000000 sec
TD0       1

----- CHANNEL f1 -----
NUC1      1H
P1        14.00 usec
PL1       -2.00 dB
PL1W      11.86359406 W
SFO1      400.2236020 MHz
SI        32768
SF        400.2200000 MHz
WDW       EM
SSB       0
LB        0.30 Hz
GB        0
PC        1.00
  
```



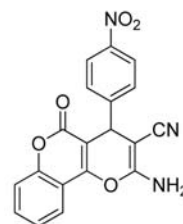
Sample code: A3 ( mansour nejad )



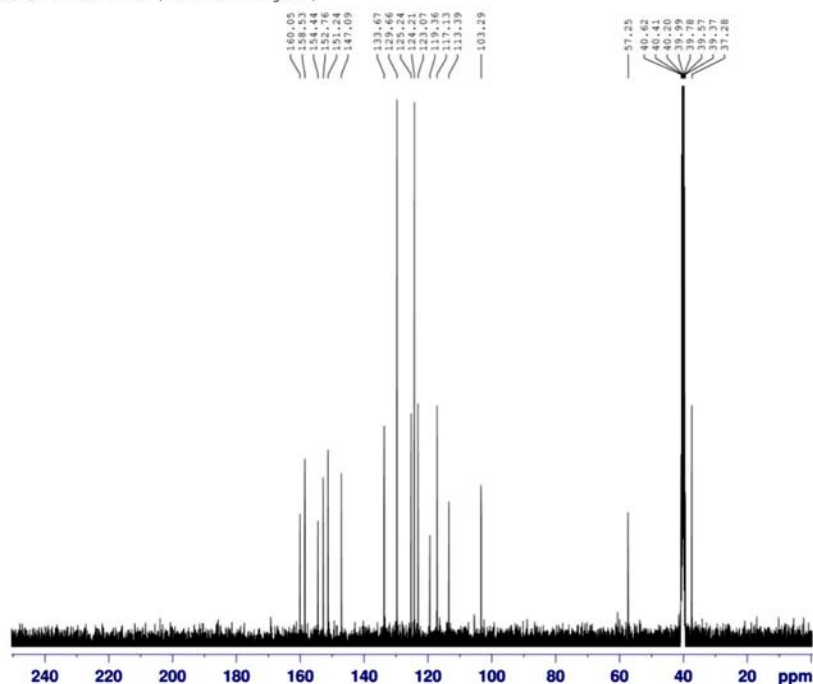
```

NAME      Azad-Gachsaan UN
EXPNO    346
PROCNO   1
Date_    20120320
Time     17.54
INSTRUM  spect
PROBHD   5 mm PABBO BB-
PULPROG  zg30
TD        65536
SOLVENT  DMSO
NS        24
DS        0
SWH      8012.820 Hz
FIDRES   0.122266 Hz
AQ        4.0894966 sec
RG        2050
DW        62.400 usec
DE        6.50 usec
TE        297.7 K
D1        6.0000000 sec
TD0       1

----- CHANNEL f1 -----
NUC1      1H
P1        14.00 usec
PL1       -2.00 dB
PL1W      11.86359406 W
SFO1      400.2236020 MHz
SI        32768
SF        400.2200000 MHz
WDW       EM
SSB       0
LB        0.30 Hz
GB        0
PC        1.00
  
```



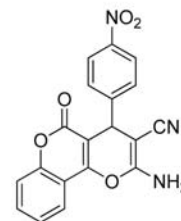
Sample code: A3 ( mansour nejad )



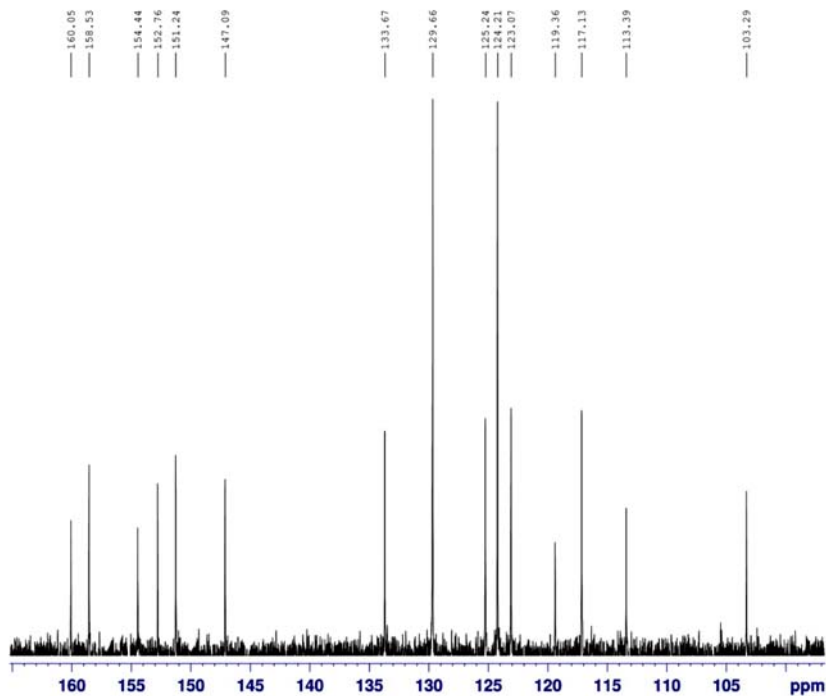
NAME Azad-Gachaaran UN  
EXPNO 345  
PROCNO 1  
Date\_ 20120320  
Time 17.55  
INSTRUM spect  
PROBHD 5 mm PABBO BB-  
PULPROG zgpg  
TD 65536  
SOLVENT DMSO  
NS 210  
DS 0  
SWH 25252.525 Hz  
FIDRES 0.385323 Hz  
AQ 1.2976629 sec  
RG 2050  
DM 19.800 usec  
DE 6.50 usec  
TE 298.0 K  
D1 3.0000000 sec  
D11 0.0300000 sec  
TDO 1

----- CHANNEL f1 -----  
NUC1 13C  
P1 9.00 usec  
PL1 -0.90 dB  
PL1W 42.02801895 W  
SF01 100.6479784 MHz

----- CHANNEL f2 -----  
CPDPRG2 waltz16  
NUC2 1H  
PCPD2 90.00 usec  
PL2 -2.00 dB  
PL12 14.16 dB  
PL13 17.90 dB  
PL2W 11.86359406 W  
PL12W 0.28722104 W  
PL13W 0.12139934 W  
SF02 400.2216009 MHz  
S1 32768  
SF 100.6353990 MHz  
WDW EM  
SSB 0  
LB 1.00 Hz  
GB 0  
PC 1.40



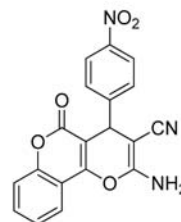
Sample code: A3 ( mansour nejad )



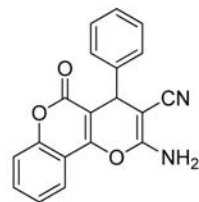
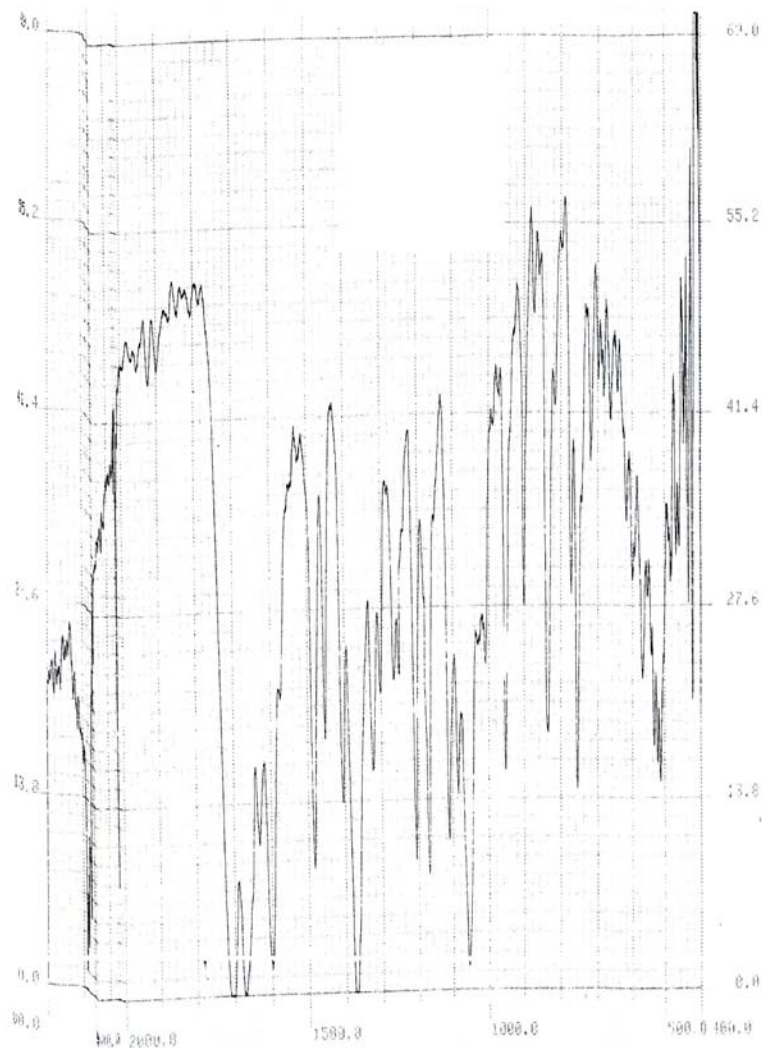
NAME Azad-Gachaaran UN  
EXPNO 345  
PROCNO 1  
Date\_ 20120320  
Time 17.55  
INSTRUM spect  
PROBHD 5 mm PABBO BB-  
PULPROG zgpg  
TD 65536  
SOLVENT DMSO  
NS 210  
DS 0  
SWH 25252.525 Hz  
FIDRES 0.385323 Hz  
AQ 1.2976629 sec  
RG 2050  
DM 19.800 usec  
DE 6.50 usec  
TE 298.0 K  
D1 3.0000000 sec  
D11 0.0300000 sec  
TDO 1

----- CHANNEL f1 -----  
NUC1 13C  
P1 9.00 usec  
PL1 -0.90 dB  
PL1W 42.02801895 W  
SF01 100.6479784 MHz

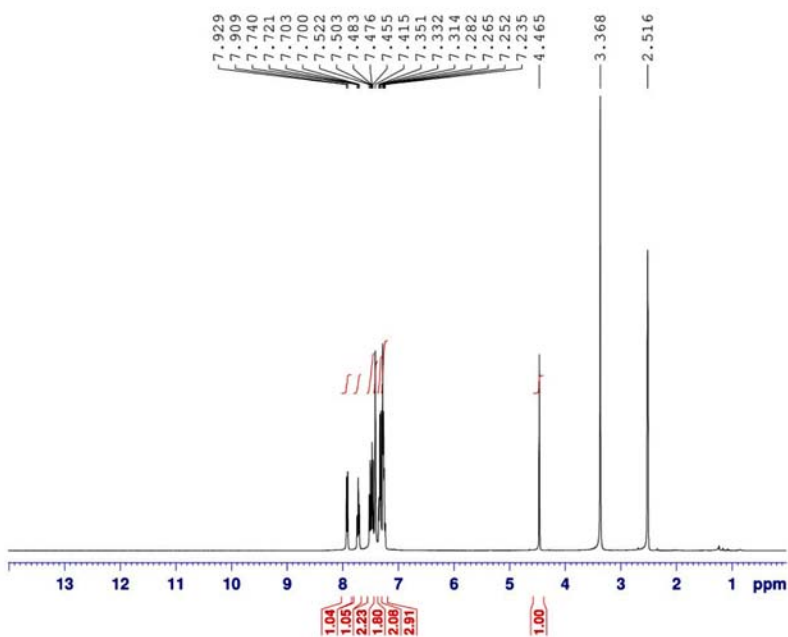
----- CHANNEL f2 -----  
CPDPRG2 waltz16  
NUC2 1H  
PCPD2 90.00 usec  
PL2 -2.00 dB  
PL12 14.16 dB  
PL13 17.90 dB  
PL2W 11.86359406 W  
PL12W 0.28722104 W  
PL13W 0.12139934 W  
SF02 400.2216009 MHz  
S1 32768  
SF 100.6353990 MHz  
WDW EM  
SSB 0  
LB 1.00 Hz  
GB 0  
PC 1.40







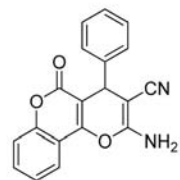
Sample code: A4 (mansour nejad)



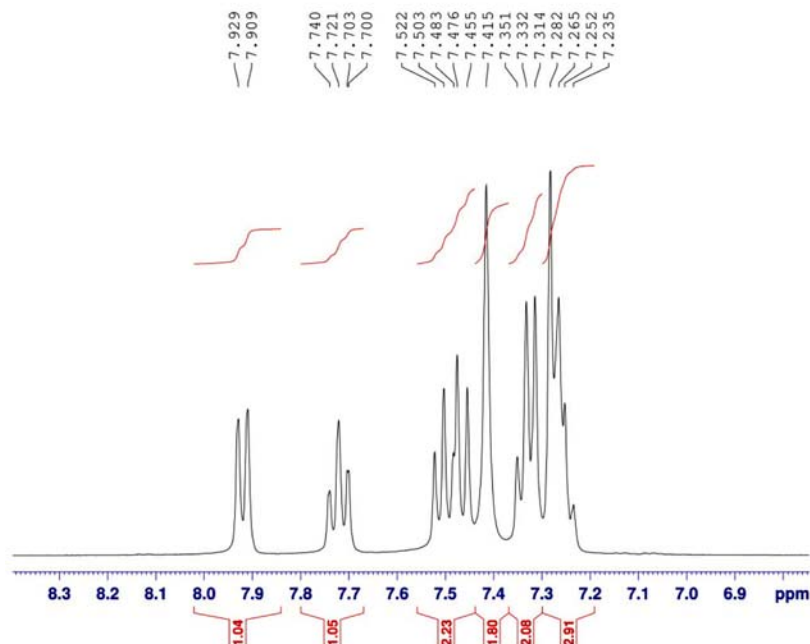
**BRUKER**

NAME Azad-Gachasan UN  
 EXPNO 348  
 PROCNO 1  
 Date\_ 20120320  
 Time 18.52  
 INSTRUM spect  
 FROSHD 5 mm PABBO BB-  
 PULPROG zg30  
 TD 65536  
 SOLVENT DMSO  
 NS 24  
 DS 0  
 SWH 8012.820 Hz  
 FIDRES 0.122266 Hz  
 AQ 4.0894966 sec  
 RG 1620  
 DW 62.400 usec  
 DE 6.50 usec  
 TE 298.0 K  
 D1 6.0000000 sec  
 TDO 1

----- CHANNEL f1 -----  
 NUC1 1H  
 P1 14.00 usec  
 PL1 -2.00 dB  
 PULPR 11.86359406 W  
 SFO1 400.2236020 MHz  
 SI 32768  
 SF 400.2200000 MHz  
 WDW EM  
 SSB 0  
 LB 0.30 Hz  
 GB 0  
 PC 1.00

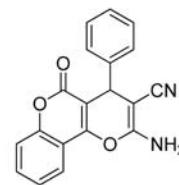


Sample code: A4 ( mansour nejad )

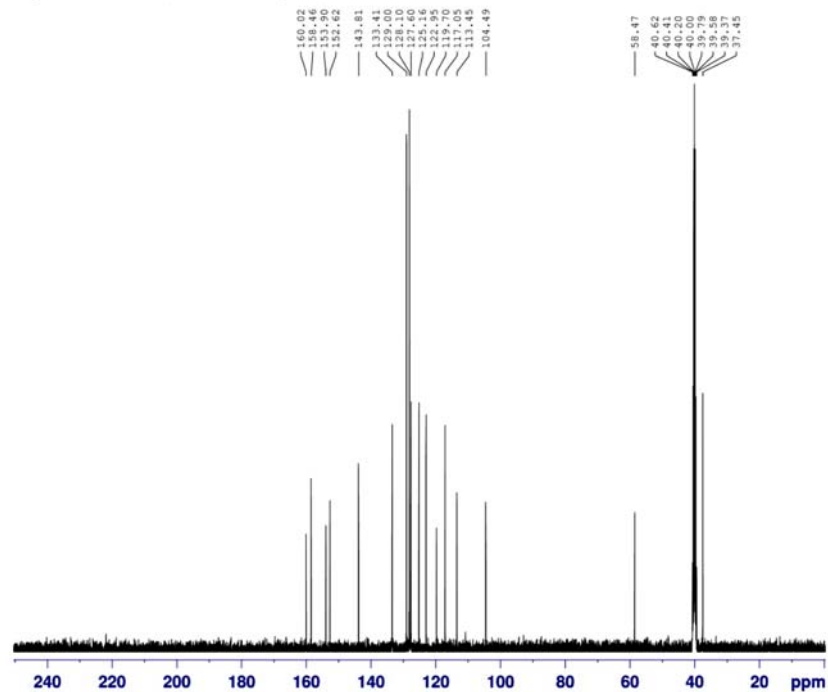


NAME Azad-Gachasaran UN  
EXPNO 348  
PROCNO 1  
Date\_ 20120320  
Time 18.52  
INSTRUM spect  
PROBHD 5 mm PABBO BB-  
PULPROG zg30  
TD 65536  
SOLVENT DMSO  
NS 24  
DS 0  
SWH 8012.820 Hz  
FIDRES 0.122266 Hz  
AQ 4.0894966 sec  
RG 1620  
DW 62.400 usec  
DE 6.50 usec  
TE 298.0 K  
D1 6.0000000 sec  
TD0 1

----- CHANNEL f1 -----  
NUC1 1H  
P1 14.00 usec  
PL1 -2.00 dB  
PL1W 11.86359406 W  
SFO1 400.2236020 MHz  
SI 32768  
SF 400.2200000 MHz  
WDW EM  
SSB 0  
LB 0.30 Hz  
GB 0  
PC 1.00



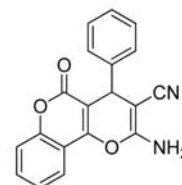
Sample code: A4 ( mansour nejad )



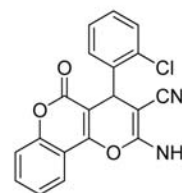
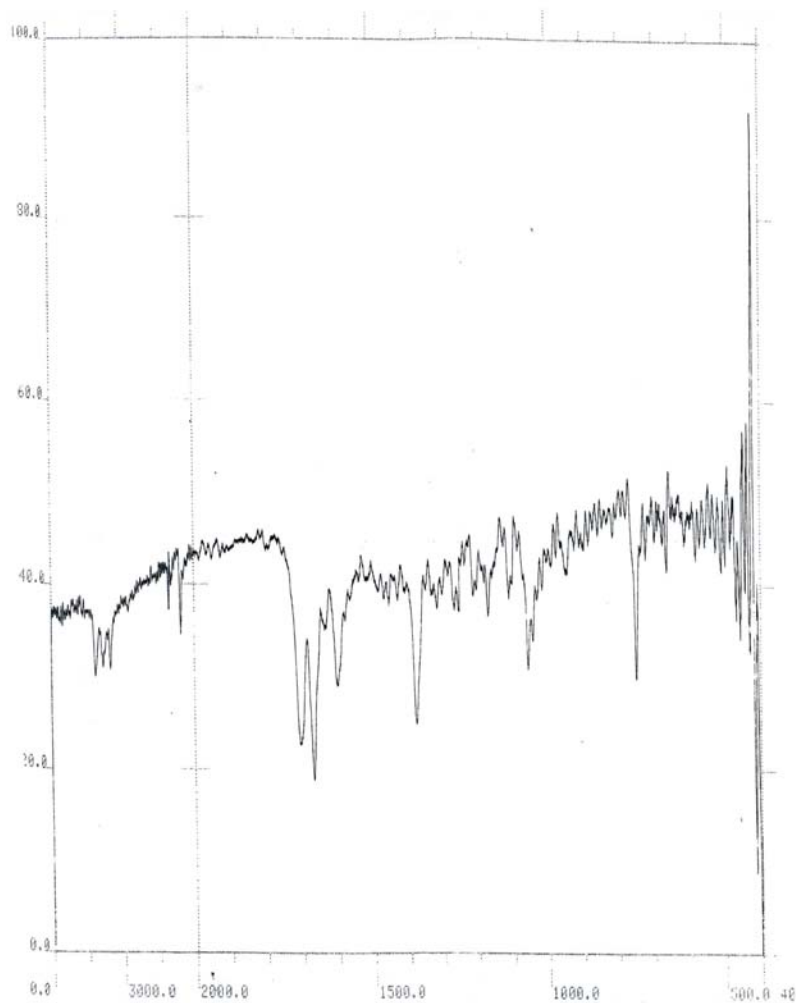
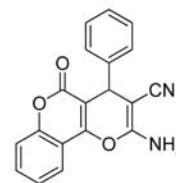
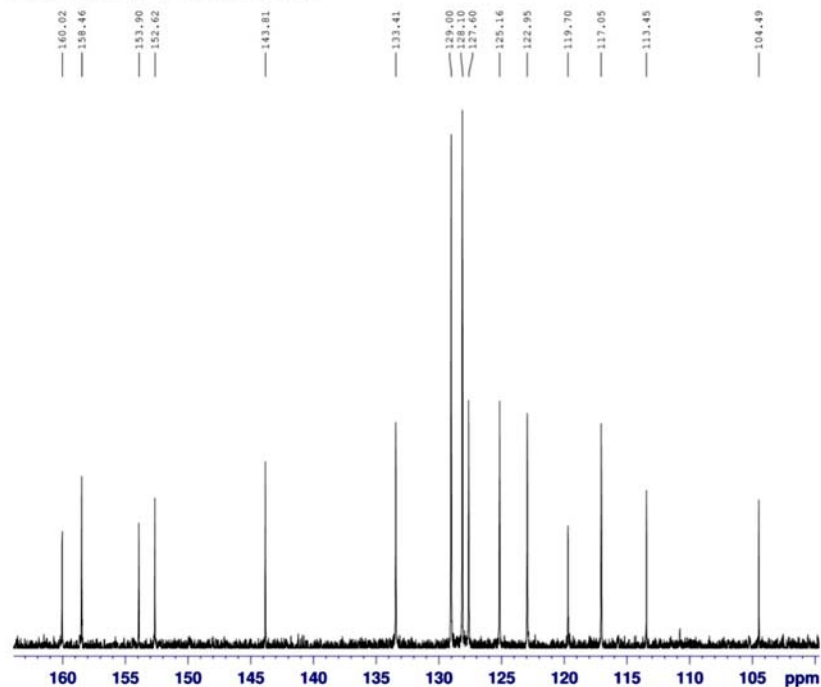
NAME Azad-Gachasaran UN  
EXPNO 347  
PROCNO 1  
Date\_ 20120320  
Time 19.00  
INSTRUM spect  
PROBHD 5 mm PABBO BB-  
PULPROG zgpg2  
TD 65536  
SOLVENT DMSO  
NS 120  
DS 0  
SWH 25252.525 Hz  
FIDRES 0.385323 Hz  
AQ 1.2976629 sec  
RG 2050  
DW 19.800 usec  
DE 6.50 usec  
TE 298.5 K  
D1 3.0000000 sec  
D11 0.0300000 sec  
TD0 1

----- CHANNEL f1 -----  
NUC1 13C  
P1 9.00 usec  
PL1 -0.90 dB  
PL1W 42.02801895 W  
SFO1 100.6479784 MHz

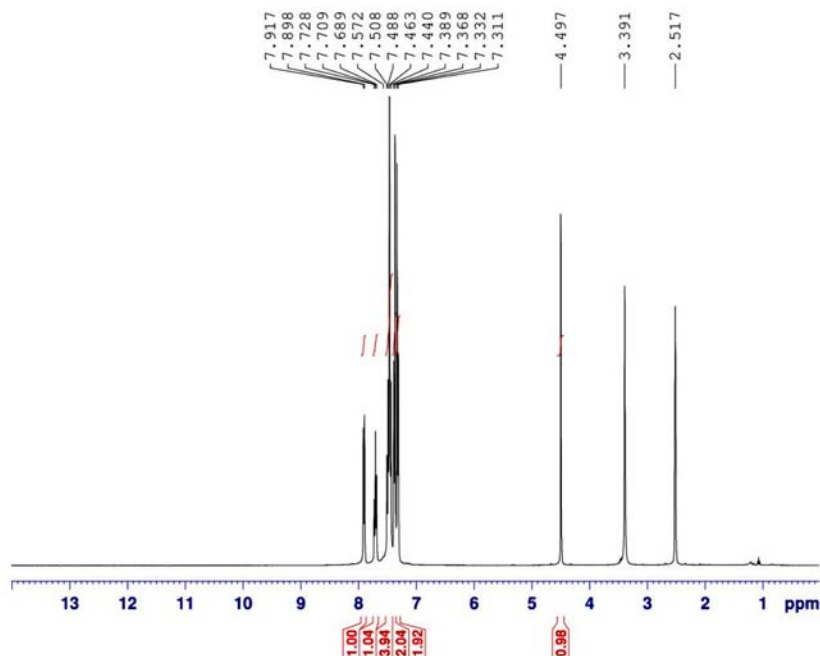
----- CHANNEL f2 -----  
CPDPRG2 waltz16  
NUC2 1H  
F2F2 90.00 usec  
PL2 -2.00 dB  
PL12 14.16 dB  
PL13 17.90 dB  
PL2W 11.86359406 W  
PL12W 0.28722104 W  
PL13W 0.12139534 W  
SFO2 400.2216009 MHz  
SI 32768  
SF 100.6353990 MHz  
WDW EM  
SSB 0  
LB 1.00 Hz  
GB 0  
PC 1.40



Sample code: A4 ( mansour nejad )

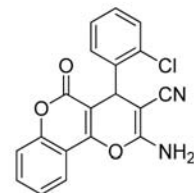


Sample code: A5 ( mansour nejad )

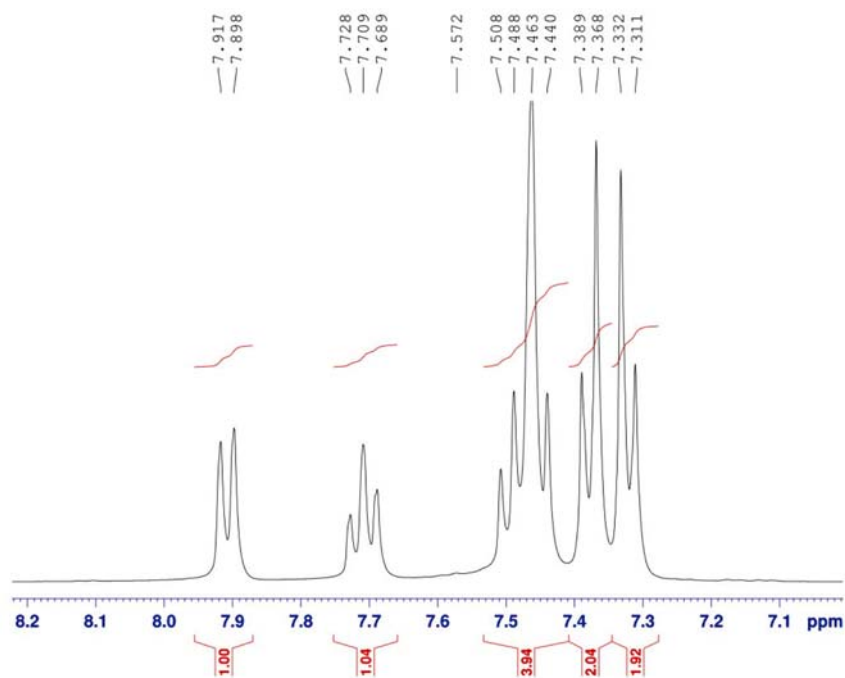


NAME Azad-Gacharsan UN  
 EXPNO 350  
 PROCNO 1  
 Date\_ 20120320  
 Time 18.38  
 INSTRUM spect  
 PROBRD 5 mm PABBO BB-  
 PULPROG zg30  
 TD 65536  
 SOLVENT DMSO  
 NS 24  
 DS 0  
 SWH 8012.820 Hz  
 FIDRES 0.122266 Hz  
 AQ 4.0894966 sec  
 RG 1150  
 DW 62.400 usec  
 DE 6.50 usec  
 TE 298.1 K  
 D1 6.00000000 sec  
 TDO 1

----- CHANNEL f1 -----  
 NUC1 1H  
 P1 14.00 usec  
 PL1 -2.00 dB  
 PL1W 11.86359406 W  
 SFO1 400.2236020 MHz  
 SI 32768  
 SF 400.2200000 MHz  
 WDW EM  
 SSB 0  
 LB 0.30 Hz  
 GB 0  
 PC 1.00

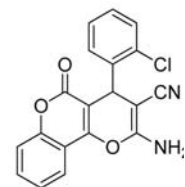


Sample code: A5 ( mansour nejad )

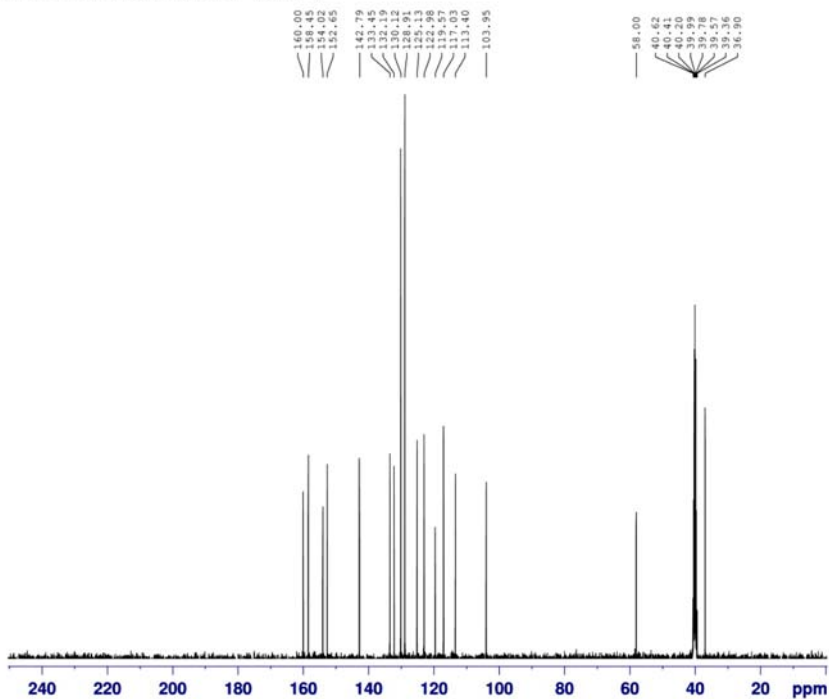


NAME Azad-Gacharsan UN  
 EXPNO 350  
 PROCNO 1  
 Date\_ 20120320  
 Time 18.38  
 INSTRUM spect  
 PROBRD 5 mm PABBO BB-  
 PULPROG zg30  
 TD 65536  
 SOLVENT DMSO  
 NS 24  
 DS 0  
 SWH 8012.820 Hz  
 FIDRES 0.122266 Hz  
 AQ 4.0894966 sec  
 RG 1150  
 DW 62.400 usec  
 DE 6.50 usec  
 TE 298.1 K  
 D1 6.00000000 sec  
 TDO 1

----- CHANNEL f1 -----  
 NUC1 1H  
 P1 14.00 usec  
 PL1 -2.00 dB  
 PL1W 11.86359406 W  
 SFO1 400.2236020 MHz  
 SI 32768  
 SF 400.2200000 MHz  
 WDW EM  
 SSB 0  
 LB 0.30 Hz  
 GB 0  
 PC 1.00



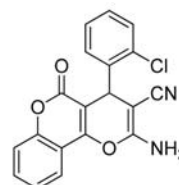
Sample code: A5 ( mansour nejad )



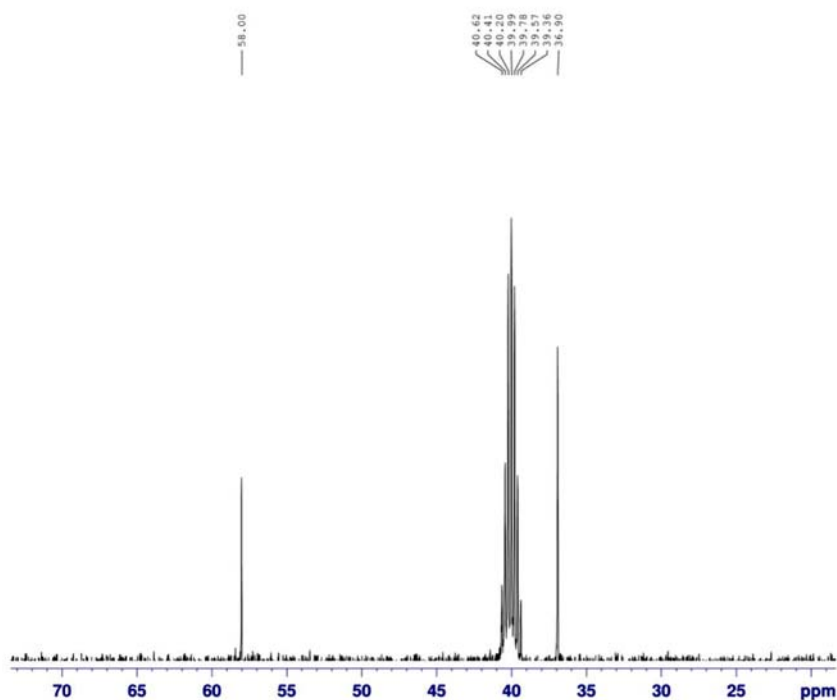
NAME Azad-Gachsaran UN  
EXPNO 349  
PROCNO 1  
Date\_ 20120320  
Time 18.43  
INSTRUM spect  
PROBHD 5 mm PABBO BB-  
PULPROG zgpg  
TD 65536  
SOLVENT DMSO  
NS 50  
DS 0  
SWH 25252.525 Hz  
FIDRES 0.385323 Hz  
AQ 1.2976629 sec  
RG 2050  
DM 19.800 usec  
DE 6.50 usec  
TE 298.5 K  
D1 3.0000000 sec  
D11 0.0300000 sec  
TD0 1

----- CHANNEL f1 -----  
NUC1 13C  
P1 9.00 usec  
PL1 -0.90 dB  
PL1W 42.02801895 W  
SFO1 100.6479784 MHz

----- CHANNEL f2 -----  
CPDPRG2 waltz16  
NUC2 1H  
PCPD2 90.00 usec  
PL2 -2.00 dB  
PL12 14.16 dB  
PL13 17.90 dB  
PL2W 11.86359406 W  
PL12W 0.28722104 W  
PL13W 0.12139934 W  
SFO2 400.2216009 MHz  
SI 32768  
SF 100.6353990 MHz  
WDW EM  
SSB 0  
LB 1.00 Hz  
GB 0  
PC 1.40



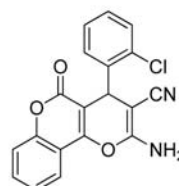
Sample code: A5 ( mansour nejad )



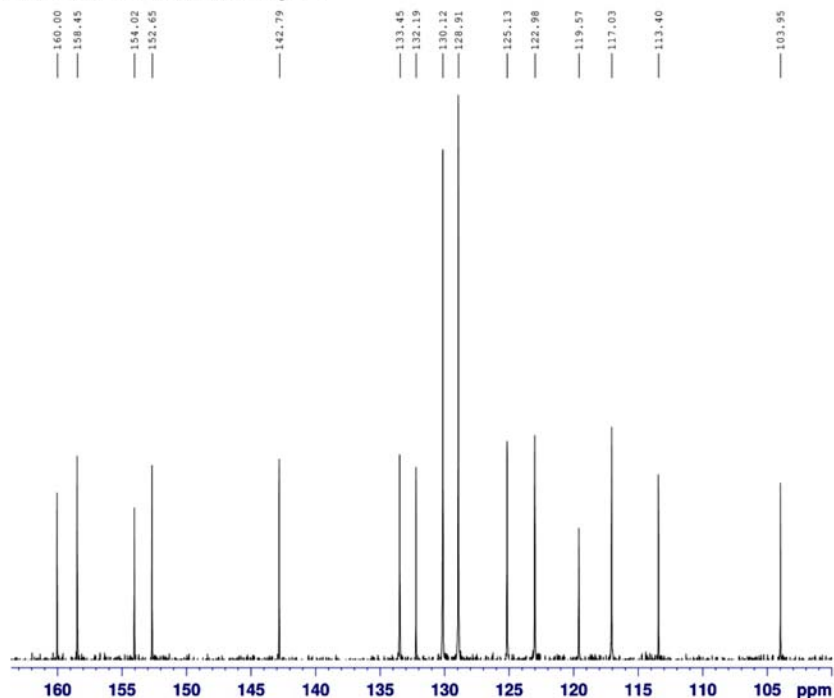
NAME Azad-Gachsaran UN  
EXPNO 349  
PROCNO 1  
Date\_ 20120320  
Time 18.43  
INSTRUM spect  
PROBHD 5 mm PABBO BB-  
PULPROG zgpg  
TD 65536  
SOLVENT DMSO  
NS 50  
DS 0  
SWH 25252.525 Hz  
FIDRES 0.385323 Hz  
AQ 1.2976629 sec  
RG 2050  
DM 19.800 usec  
DE 6.50 usec  
TE 298.5 K  
D1 3.0000000 sec  
D11 0.0300000 sec  
TD0 1

----- CHANNEL f1 -----  
NUC1 13C  
P1 9.00 usec  
PL1 -0.90 dB  
PL1W 42.02801895 W  
SFO1 100.6479784 MHz

----- CHANNEL f2 -----  
CPDPRG2 waltz16  
NUC2 1H  
PCPD2 90.00 usec  
PL2 -2.00 dB  
PL12 14.16 dB  
PL13 17.90 dB  
PL2W 11.86359406 W  
PL12W 0.28722104 W  
PL13W 0.12139934 W  
SFO2 400.2216009 MHz  
SI 32768  
SF 100.6353990 MHz  
WDW EM  
SSB 0  
LB 1.00 Hz  
GB 0  
PC 1.40



Sample code: A5 (mansour nejad)



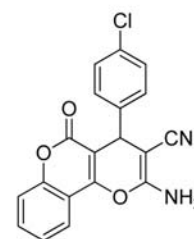
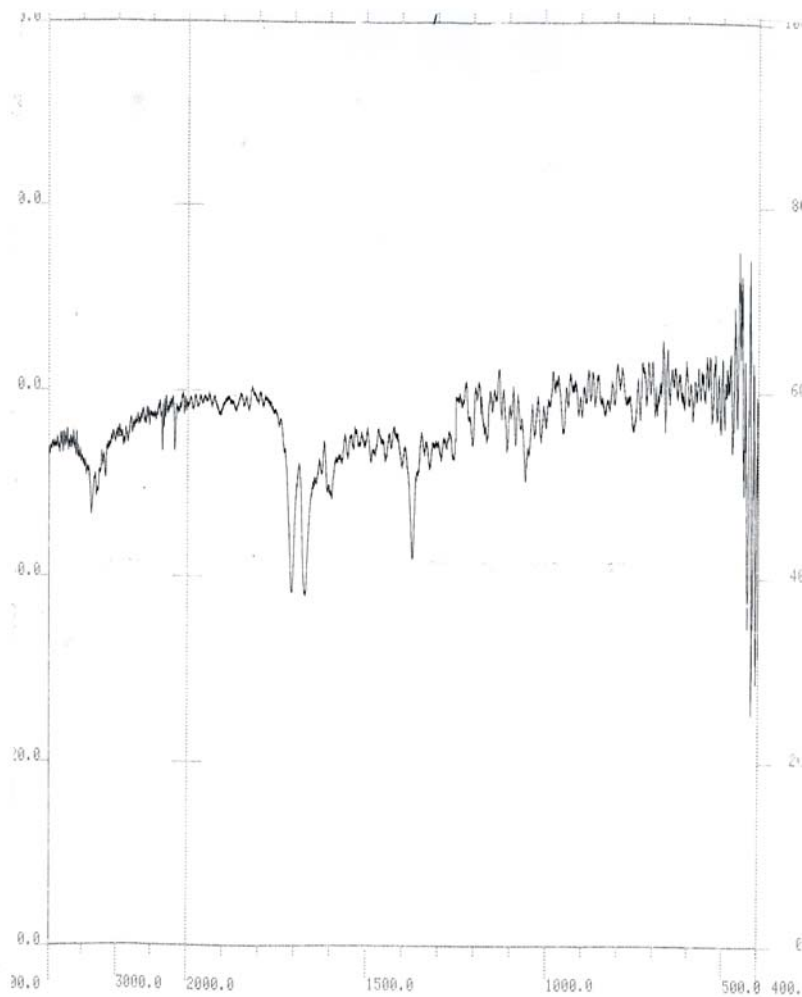
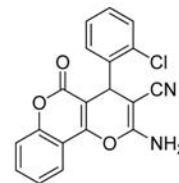
```

NAME      Azad-Gachasan UN
EXPNO     1
PROCNO    1
Date_     20120320
Time      18.43
INSTRUM   spect
PROBHD    5 mm PABBO BB-
PULPROG   zgpg
TD         65536
SOLVENT   DMSO
NS         50
DS         0
SWH        25252.525 Hz
FIDRES     0.385323 Hz
AQ         1.2976629 sec
RG         2050
DW         19.800 usec
DE         6.50 usec
TE         298.5 K
D1         3.00000000 sec
D11        0.03000000 sec
TD0        1

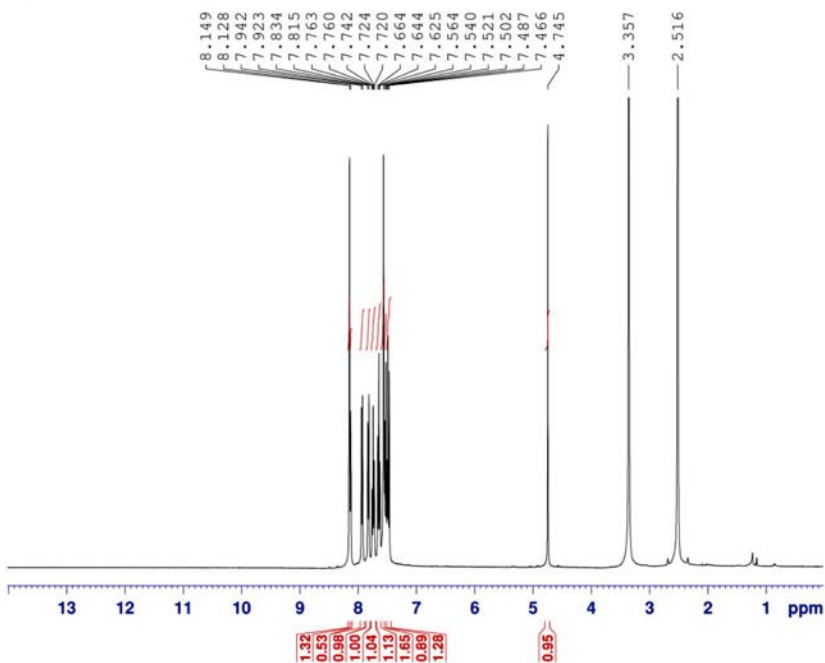
----- CHANNEL f1 -----
NUC1       13C
P1         9.00 usec
PL1        -0.90 dB
PL1W       42.02801895 W
SFO1       100.6479784 MHz

----- CHANNEL f2 -----
CPDPRG2   waltz16
NUC2       1H
PCPD2     90.00 usec
PL2        -2.00 dB
PL12       14.16 dB
PL13       17.90 dB
PL1W       11.86359406 W
PL12W      0.28722104 W
PL13W      0.12139934 W
SFO2       400.2216009 MHz
SI         32768
SF         100.6353990 MHz
MDW        EM
SSB        0
LB         1.00 Hz
GB         0
PC         1.40

```

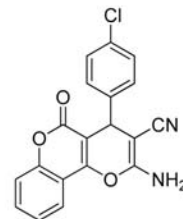


Sample code: A6 ( mansour nejad )

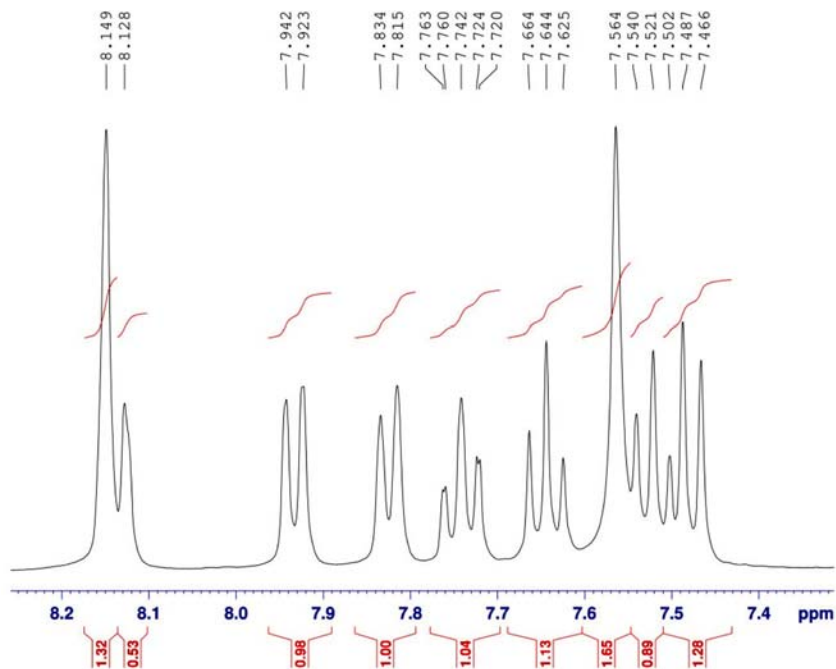


NAME Azad-Gachsaran UN  
 EXPNO 352  
 PROCNO 1  
 Date\_ 20120320  
 Time 19.05  
 INSTRUM spect  
 PROBHD 5 mm PABBO BB-  
 PULPROG zg30  
 TD 65536  
 SOLVENT DMSO  
 NS 24  
 DS 0  
 SWH 8012.820 Hz  
 FIDRES 0.122266 Hz  
 AQ 4.0894966 sec  
 RG 2050  
 DW 62.400 usec  
 DE 6.50 usec  
 TE 298.0 K  
 D1 6.00000000 sec  
 TD0 1

----- CHANNEL f1 -----  
 NUC1 1H  
 P1 14.00 usec  
 PL1 -2.00 dB  
 PL1W 11.86359406 W  
 SF01 400.2236020 MHz  
 SI 32768  
 SF 400.2200000 MHz  
 WDW EM  
 SSB 0  
 LB 0.30 Hz  
 GB 0  
 PC 1.00

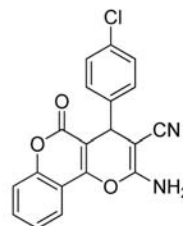


Sample code: A6 ( mansour nejad )

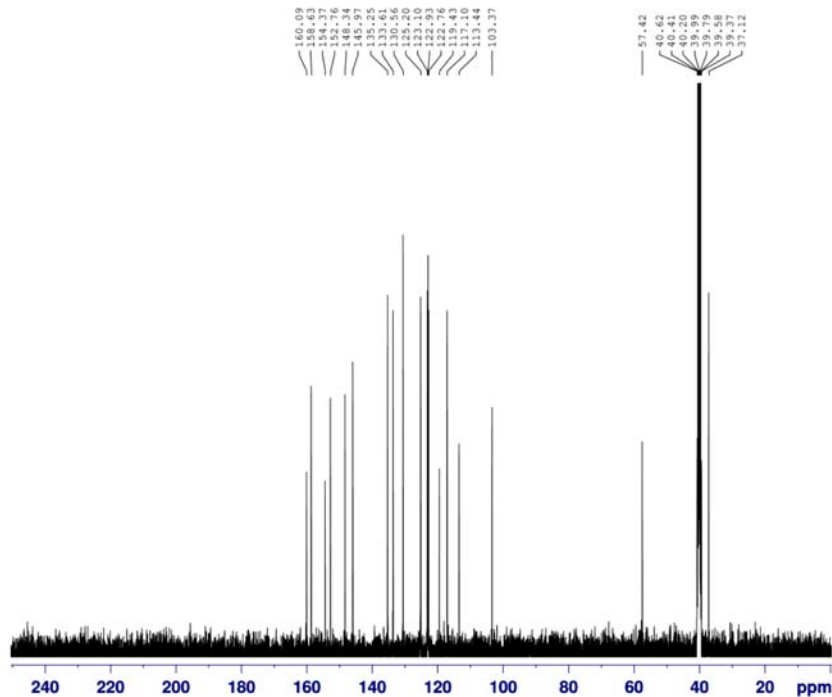


NAME Azad-Gachsaran UN  
 EXPNO 352  
 PROCNO 1  
 Date\_ 20120320  
 Time 19.05  
 INSTRUM spect  
 PROBHD 5 mm PABBO BB-  
 PULPROG zg30  
 TD 65536  
 SOLVENT DMSO  
 NS 24  
 DS 0  
 SWH 8012.820 Hz  
 FIDRES 0.122266 Hz  
 AQ 4.0894966 sec  
 RG 2050  
 DW 62.400 usec  
 DE 6.50 usec  
 TE 298.0 K  
 D1 6.00000000 sec  
 TD0 1

----- CHANNEL f1 -----  
 NUC1 1H  
 P1 14.00 usec  
 PL1 -2.00 dB  
 PL1W 11.86359406 W  
 SF01 400.2236020 MHz  
 SI 32768  
 SF 400.2200000 MHz  
 WDW EM  
 SSB 0  
 LB 0.30 Hz  
 GB 0  
 PC 1.00



Sample code: A6 ( mansour nejad )



```

NAME      Azad-Gachsaran UN
EXPNO     351
PROCNO    1
Date_     20120320
Time      19.10
INSTRUM   spect
PROBHD    5 mm PABBO BB-
PULPROG   zgpg
TD         65536
SOLVENT   DMSO
NS         130
DS         0
SWH        25252.525 Hz
FIDRES     0.385323 Hz
AQ         1.2976629 sec
RG         2050
DW         19.800 usec
DE         6.50 usec
TE         298.3 K
D1         3.0000000 sec
D11        0.0300000 sec
TD0        1

```

```

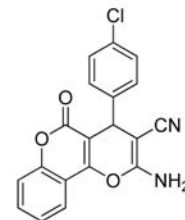
----- CHANNEL f1 -----
NUC1       13C
P1         9.00 usec
PL1        -0.90 dB
PL1W       42.02801895 W
SFO1       100.6479784 MHz

```

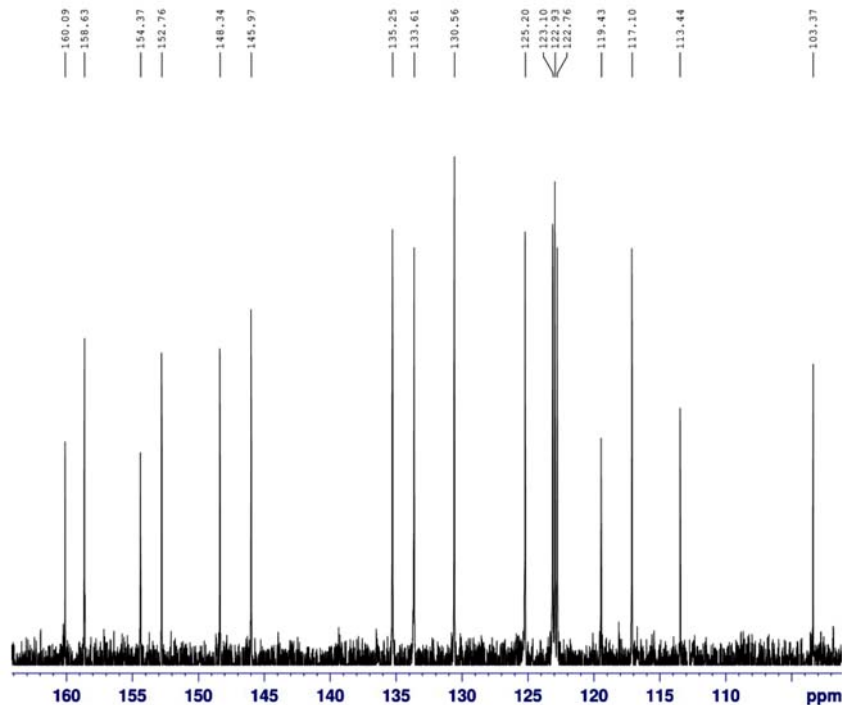
```

----- CHANNEL f2 -----
CPDPRG2    waltz16
NUC2       1H
PCPD2      90.00 usec
PL2         -2.00 dB
PL12       14.16 dB
PL13       17.90 dB
PL2W       11.86359406 W
PL12W      0.28722104 W
PL13W      0.12139934 W
SFO2       400.2216009 MHz
SI         32768
SF         100.6353990 MHz
WDW         EM
SSB         0
LB         1.00 Hz
GB         0
PC         1.40

```



Sample code: A6 ( mansour nejad )



```

NAME      Azad-Gachsaran UN
EXPNO     351
PROCNO    1
Date_     20120320
Time      19.10
INSTRUM   spect
PROBHD    5 mm PABBO BB-
PULPROG   zgpg
TD         65536
SOLVENT   DMSO
NS         130
DS         0
SWH        25252.525 Hz
FIDRES     0.385323 Hz
AQ         1.2976629 sec
RG         2050
DW         19.800 usec
DE         6.50 usec
TE         298.3 K
D1         3.0000000 sec
D11        0.0300000 sec
TD0        1

```

```

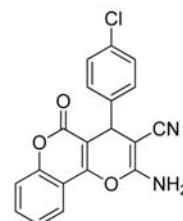
----- CHANNEL f1 -----
NUC1       13C
P1         9.00 usec
PL1        -0.90 dB
PL1W       42.02801895 W
SFO1       100.6479784 MHz

```

```

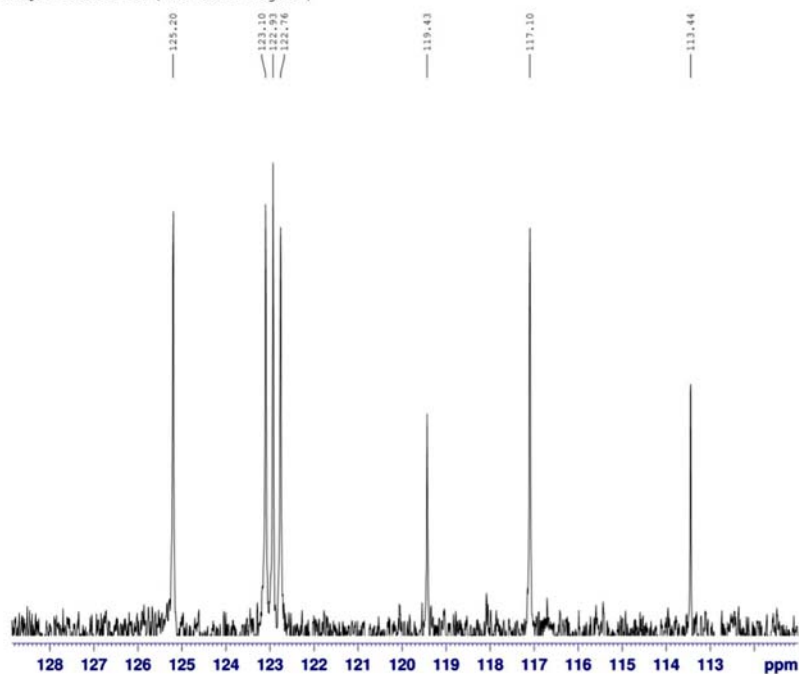
----- CHANNEL f2 -----
CPDPRG2    waltz16
NUC2       1H
PCPD2      90.00 usec
PL2         -2.00 dB
PL12       14.16 dB
PL13       17.90 dB
PL2W       11.86359406 W
PL12W      0.28722104 W
PL13W      0.12139934 W
SFO2       400.2216009 MHz
SI         32768
SF         100.6353990 MHz
WDW         EM
SSB         0
LB         1.00 Hz
GB         0
PC         1.40

```





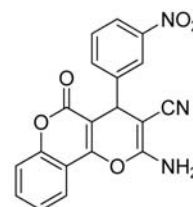
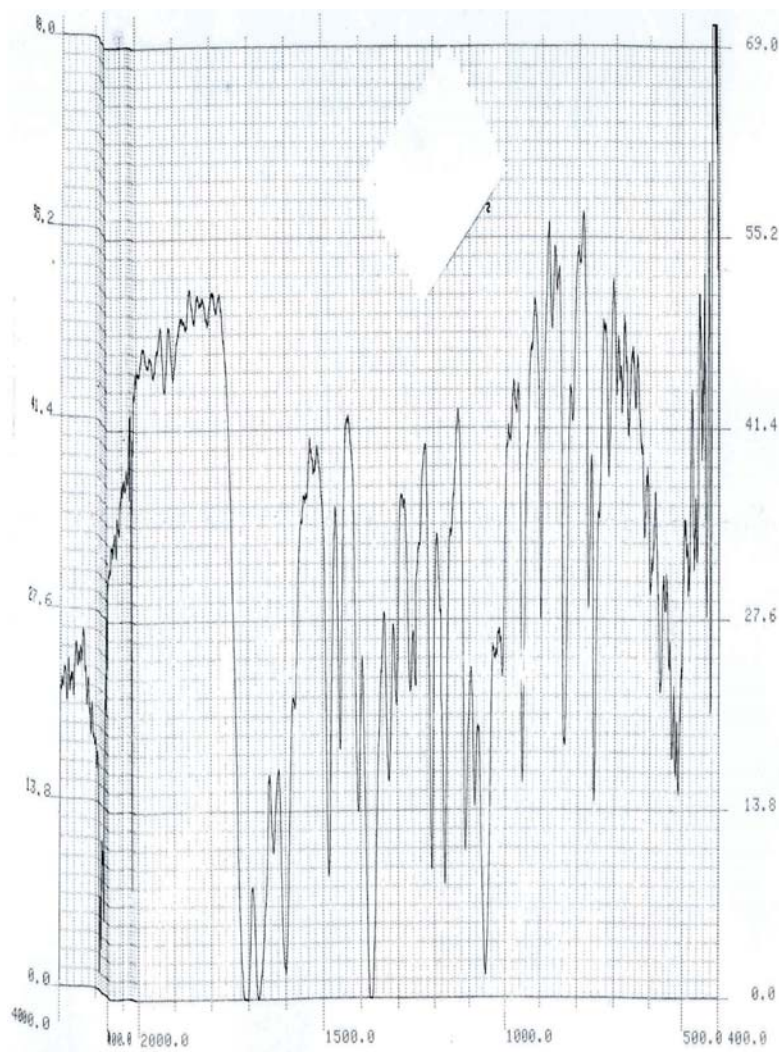
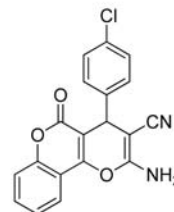
Sample code: A6 ( mansour nejad )



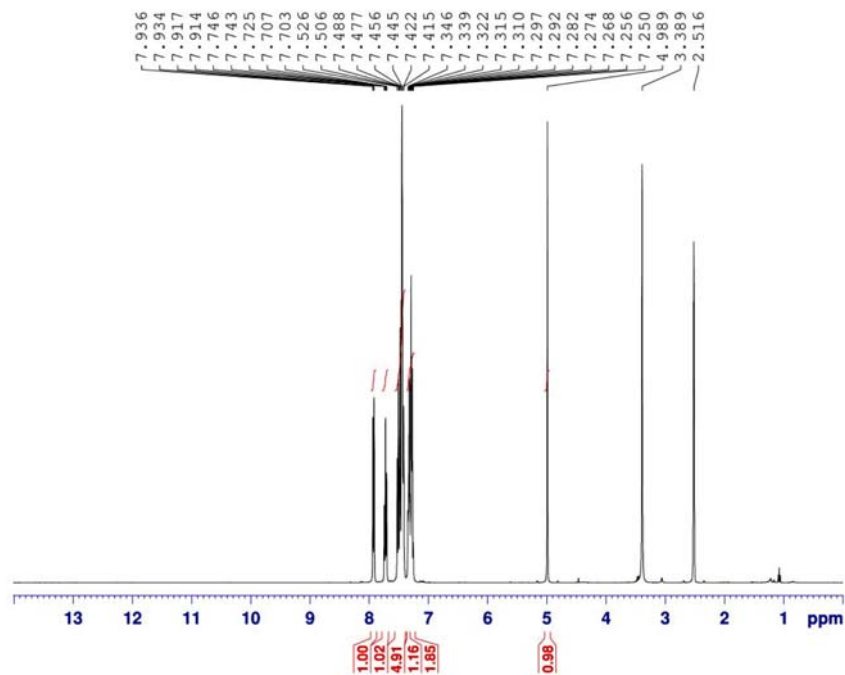
```

NAME      Azad-Gechaaran UN
EXPNO    351
PROCNO   1
Date_    20120320
Time     19.10
INSTRUM  spect
PROBHD   5 mm PABBO BB-
PULPROG  zgpg
TD        65536
SOLVENT  DMSO
NS        130
DS        0
SWH       25252.525 Hz
FIDRES   0.385323 Hz
AQ        1.2976629 sec
RG        2050
DM        19.800 usec
DE        6.50 usec
TE        298.3 K
D1        3.0000000 sec
D11       0.0300000 sec
TD0       1
----- CHANNEL f1 -----
NUC1      13C
P1         9.00 usec
PL1       -0.90 dB
PL1W      42.02801895 W
SFO1      100.6479784 MHz
----- CHANNEL f2 -----
CPDPRG2  waltz16
NUC2      1H
PCPD2     90.00 usec
PL2       -2.00 dB
PL12      14.16 dB
PL13      17.90 dB
PL2W      11.86359406 W
PL12W     0.28722104 W
PL13W     0.12139934 W
SFO2      400.2216009 MHz
SI         32768
SF        100.6353990 MHz
WDW       EM
SSB       0
LB        1.00 Hz
GB        0
PC        1.40

```

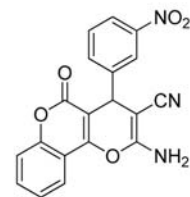


Sample code: A7 (mansour nejad)

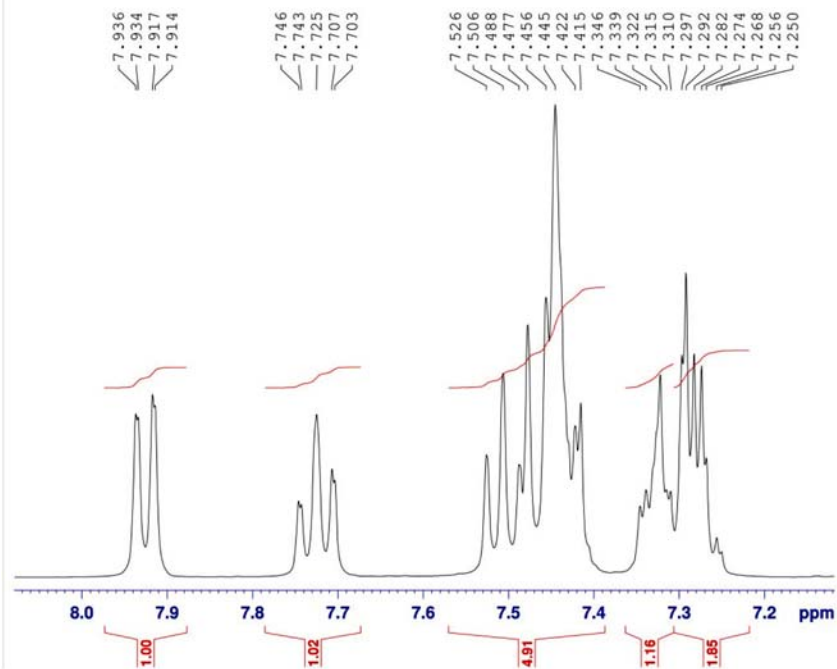


NAME Azad-Gachsaran UN  
 EXPNO 354  
 PROCNO 1  
 Date\_ 20120320  
 Time 20.14  
 INSTRUM spect  
 PROBHD 5 mm PABBO BB-  
 PULPROG zg30  
 TD 65536  
 SOLVENT DMSO  
 NS 24  
 DS 0  
 SWH 8012.820 Hz  
 FIDRES 0.122266 Hz  
 AQ 4.0894966 sec  
 RG 1150  
 DW 62.400 usec  
 DE 6.50 usec  
 TE 297.8 K  
 D1 6.0000000 sec  
 TDO 1

----- CHANNEL f1 -----  
 NUC1 1H  
 P1 14.00 usec  
 PL1 -2.00 dB  
 PL1W 11.86359406 W  
 SF01 400.2236020 MHz  
 SI 32768  
 SF 400.2200000 MHz  
 WDW EM  
 SSB 0  
 LB 0.30 Hz  
 GB 0  
 PC 1.00

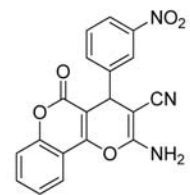


Sample code: A7 (mansour nejad)

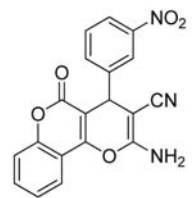
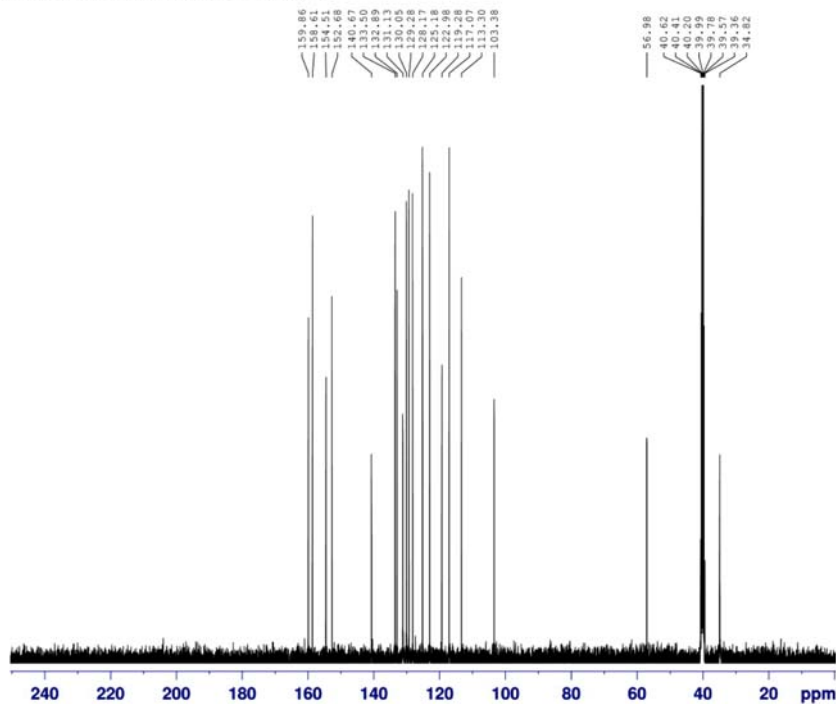


NAME Azad-Gachsaran UN  
 EXPNO 354  
 PROCNO 1  
 Date\_ 20120320  
 Time 20.14  
 INSTRUM spect  
 PROBHD 5 mm PABBO BB-  
 PULPROG zg30  
 TD 65536  
 SOLVENT DMSO  
 NS 24  
 DS 0  
 SWH 8012.820 Hz  
 FIDRES 0.122266 Hz  
 AQ 4.0894966 sec  
 RG 1150  
 DW 62.400 usec  
 DE 6.50 usec  
 TE 297.8 K  
 D1 6.0000000 sec  
 TDO 1

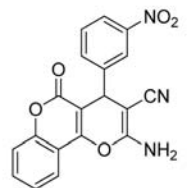
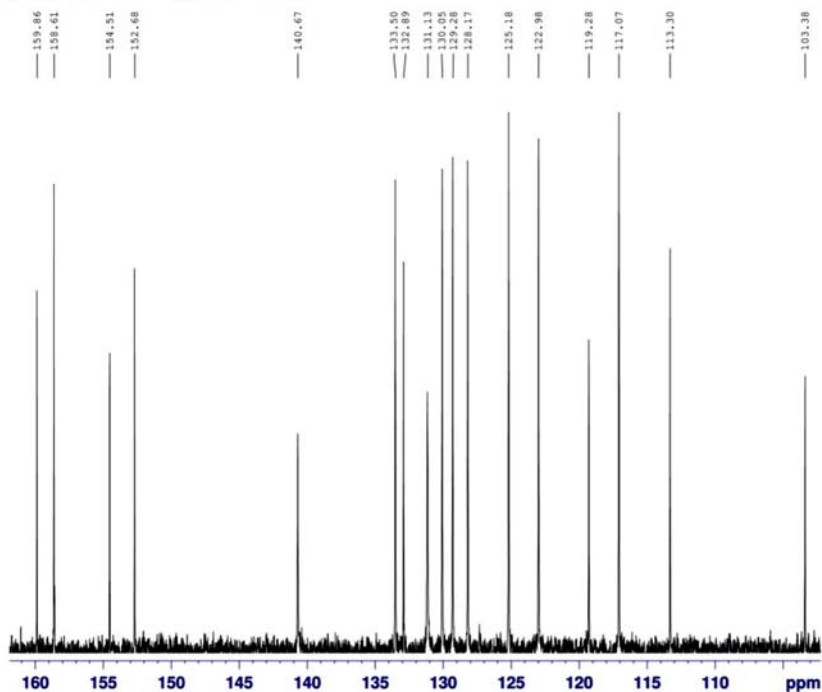
----- CHANNEL f1 -----  
 NUC1 1H  
 P1 14.00 usec  
 PL1 -2.00 dB  
 PL1W 11.86359406 W  
 SF01 400.2236020 MHz  
 SI 32768  
 SF 400.2200000 MHz  
 WDW EM  
 SSB 0  
 LB 0.30 Hz  
 GB 0  
 PC 1.00

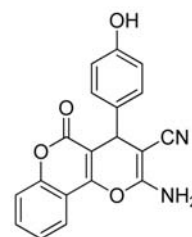
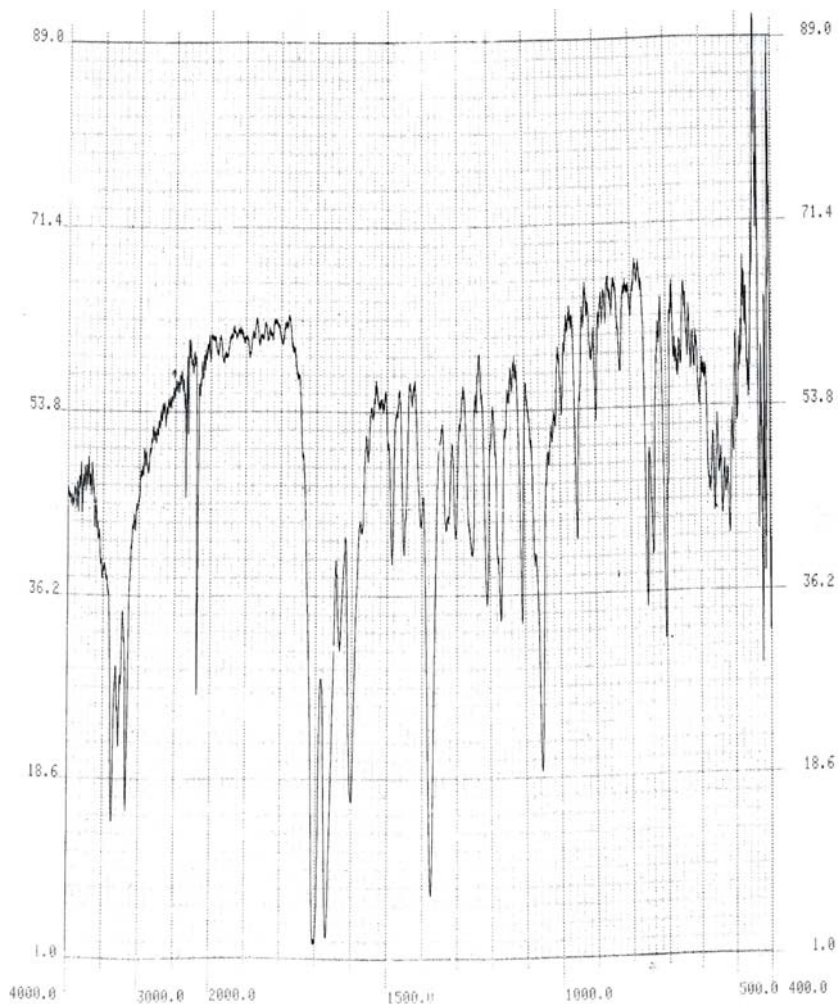


Sample code: A7 ( mansour nejad )

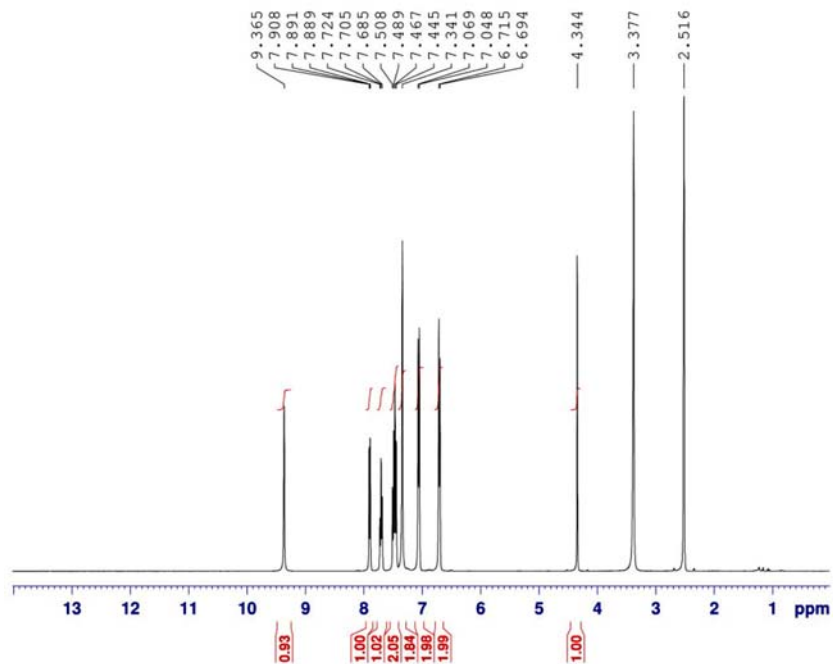


Sample code: A7 ( mansour nejad )



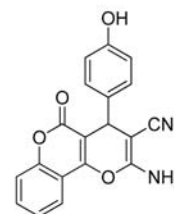


Sample code: A8 ( mansour nejad )

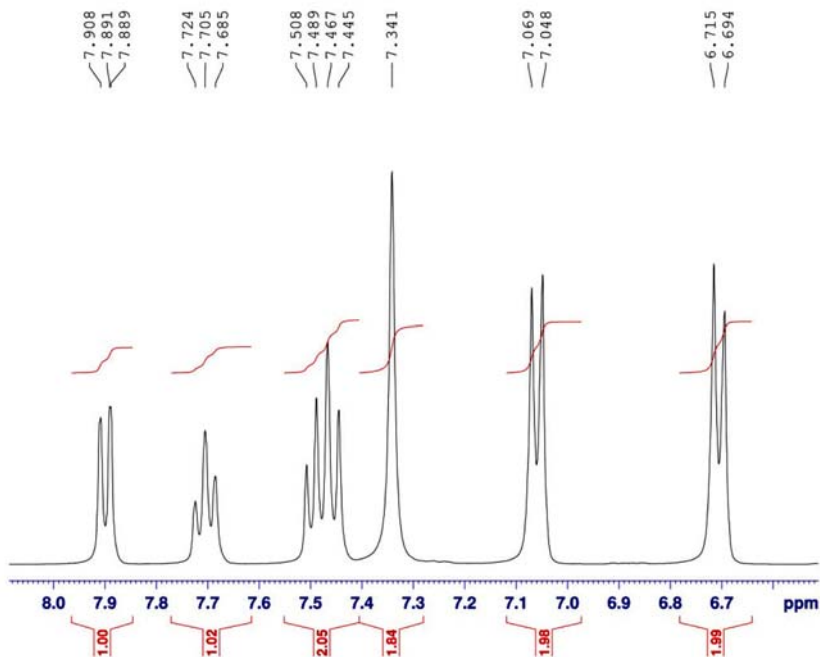


NAME Azad-Gachsaran UN  
 EXPNO 356  
 PROCNO 1  
 Date\_ 20120320  
 Time 20.26  
 INSTRUM spect  
 PROBHD 5 mm PABBO BB-  
 PULPROG zg30  
 TD 65536  
 SOLVENT DMSO  
 NS 24  
 DS 0  
 SWH 8012.820 Hz  
 FIDRES 0.122266 Hz  
 AQ 4.0894966 sec  
 RG 1150  
 DW 62.400 usec  
 DE 6.50 usec  
 TE 297.7 K  
 D1 6.0000000 sec  
 TDO 1

----- CHANNEL f1 -----  
 NUC1 1H  
 P1 14.00 usec  
 PL1 -2.00 dB  
 PLW 11.86359406 W  
 SF01 400.2236020 MHz  
 SI 32768  
 SF 400.2200000 MHz  
 WDW EM  
 SSB 0  
 LB 0.30 Hz  
 GB 0  
 PC 1.00

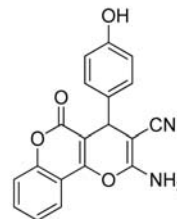


Sample code: A8 (mansour nejad)

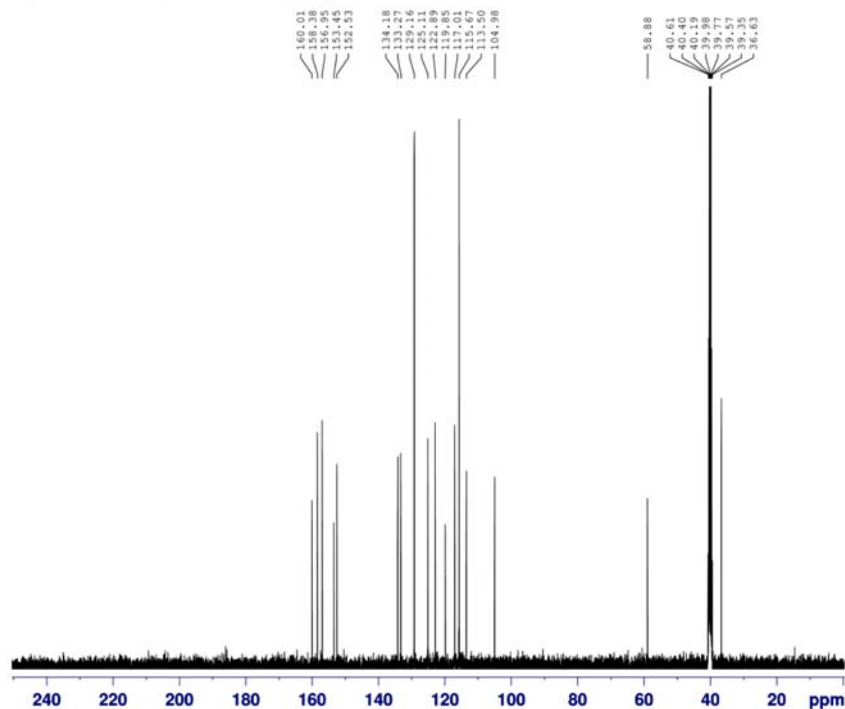


NAME Azad-Gachasaran UN  
 EXPNO 356  
 PROCNO 1  
 Date\_ 20120320  
 Time 20.26  
 INSTRUM spect  
 PROBHD 5 mm PABBO BB-  
 PULPROG zg30  
 TD 65536  
 SOLVENT DMSO  
 NS 24  
 DS 0  
 SWH 8012.820 Hz  
 FIDRES 0.122266 Hz  
 AQ 4.0894966 sec  
 RG 1150  
 DW 62.400 usec  
 DE 6.50 usec  
 TE 297.7 K  
 D1 6.0000000 sec  
 TD0 1

----- CHANNEL f1 -----  
 NUC1 1H  
 P1 14.00 usec  
 PL1 -2.00 dB  
 PL1W 11.86359406 W  
 SFO1 400.2236020 MHz  
 SI 32768  
 SF 400.2200000 MHz  
 NDM EM  
 SSB 0  
 LB 0.30 Hz  
 GB 0  
 PC 1.00



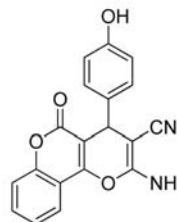
Sample code: A8 (mansour nejad)



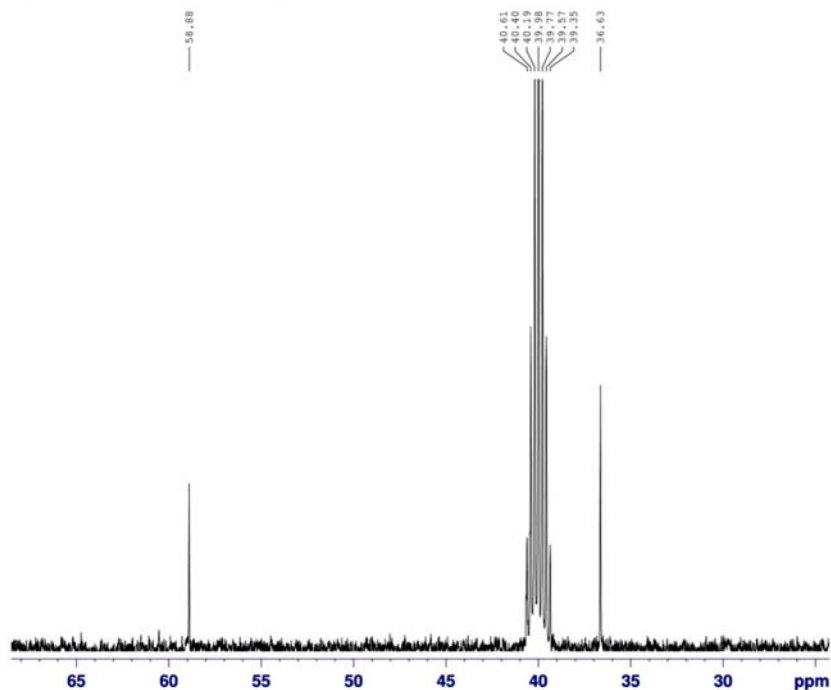
NAME Azad-Gachasaran UN  
 EXPNO 355  
 PROCNO 1  
 Date\_ 20120320  
 Time 20.27  
 INSTRUM spect  
 PROBHD 5 mm PABBO BB-  
 PULPROG zgpg  
 TD 65536  
 SOLVENT DMSO  
 NS 91  
 DS 0  
 SWH 25252.525 Hz  
 FIDRES 0.385323 Hz  
 AQ 1.2976629 sec  
 RG 2050  
 DW 19.800 usec  
 DE 6.50 usec  
 TE 298.1 K  
 D1 3.0000000 sec  
 D11 0.0300000 sec  
 TD0 1

----- CHANNEL f1 -----  
 NUC1 13C  
 P1 9.00 usec  
 PL1 -0.90 dB  
 PL1W 42.02801895 W  
 SFO1 100.6479784 MHz

----- CHANNEL f2 -----  
 CPDPRG2 waltz16  
 NUC2 1H  
 PCPD2 90.00 usec  
 PL2 -2.00 dB  
 PL12 14.16 dB  
 PL13 17.90 dB  
 PL2W 11.86359406 W  
 PL12W 0.28722104 W  
 PL13W 0.12139934 W  
 SFO2 400.2216009 MHz  
 SI 32768  
 SF 100.6353990 MHz  
 NDM EM  
 SSB 0  
 LB 1.00 Hz  
 GB 0  
 PC 1.40



Sample code: A8 ( mansour nejad )



```

NAME      Azad-Gachsaran UN
EXPNO    355
PROCNO   1
Date_    20120320
Time     20.27
INSTRUM  spect
PROBHD   5 mm PABBO BB-
PULPROG  zgpg
TD        65536
SOLVENT  DMSO
NS        91
DS        0
SWH       25252.525 Hz
FIDRES   0.385323 Hz
AQ        1.2976629 sec
RG        2050
DW        19.800 usec
DE        6.50 usec
TE        298.1 K
D1        3.00000000 sec
D11       0.03000000 sec
TD0       1

```

```

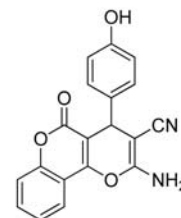
----- CHANNEL f1 -----
NUC1      13C
P1        9.00 usec
PL1       -0.90 dB
PL1W      42.02801895 W
SFO1      100.6479784 MHz

```

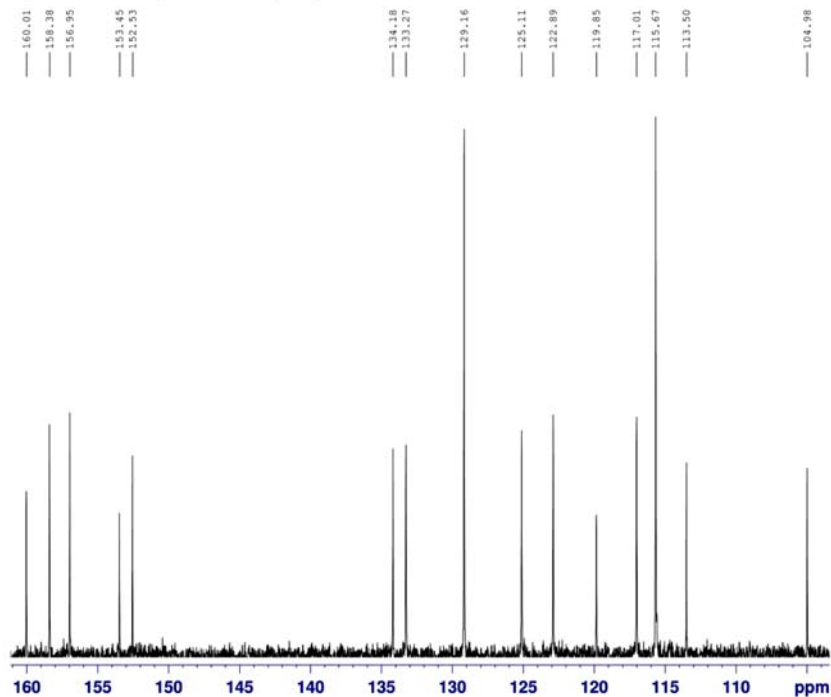
```

----- CHANNEL f2 -----
CPDPRG2  waltz16
NUC2      1H
PCPD2    90.00 usec
PL2       -2.00 dB
PL12      14.16 dB
PL13      17.90 dB
PL2W      11.86359406 W
PL12W     0.28722104 W
PL13W     0.12139934 W
SFO2      400.2216009 MHz
SI        32768
SF        100.6353990 MHz
WDW       EM
SSB       0
LB        1.00 Hz
GB        0
PC        1.40

```



Sample code: A8 ( mansour nejad )



```

NAME      Azad-Gachsaran UN
EXPNO    355
PROCNO   1
Date_    20120320
Time     20.27
INSTRUM  spect
PROBHD   5 mm PABBO BB-
PULPROG  zgpg
TD        65536
SOLVENT  DMSO
NS        91
DS        0
SWH       25252.525 Hz
FIDRES   0.385323 Hz
AQ        1.2976629 sec
RG        2050
DW        19.800 usec
DE        6.50 usec
TE        298.1 K
D1        3.00000000 sec
D11       0.03000000 sec
TD0       1

```

```

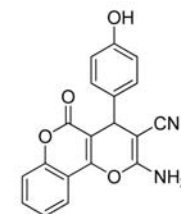
----- CHANNEL f1 -----
NUC1      13C
P1        9.00 usec
PL1       -0.90 dB
PL1W      42.02801895 W
SFO1      100.6479784 MHz

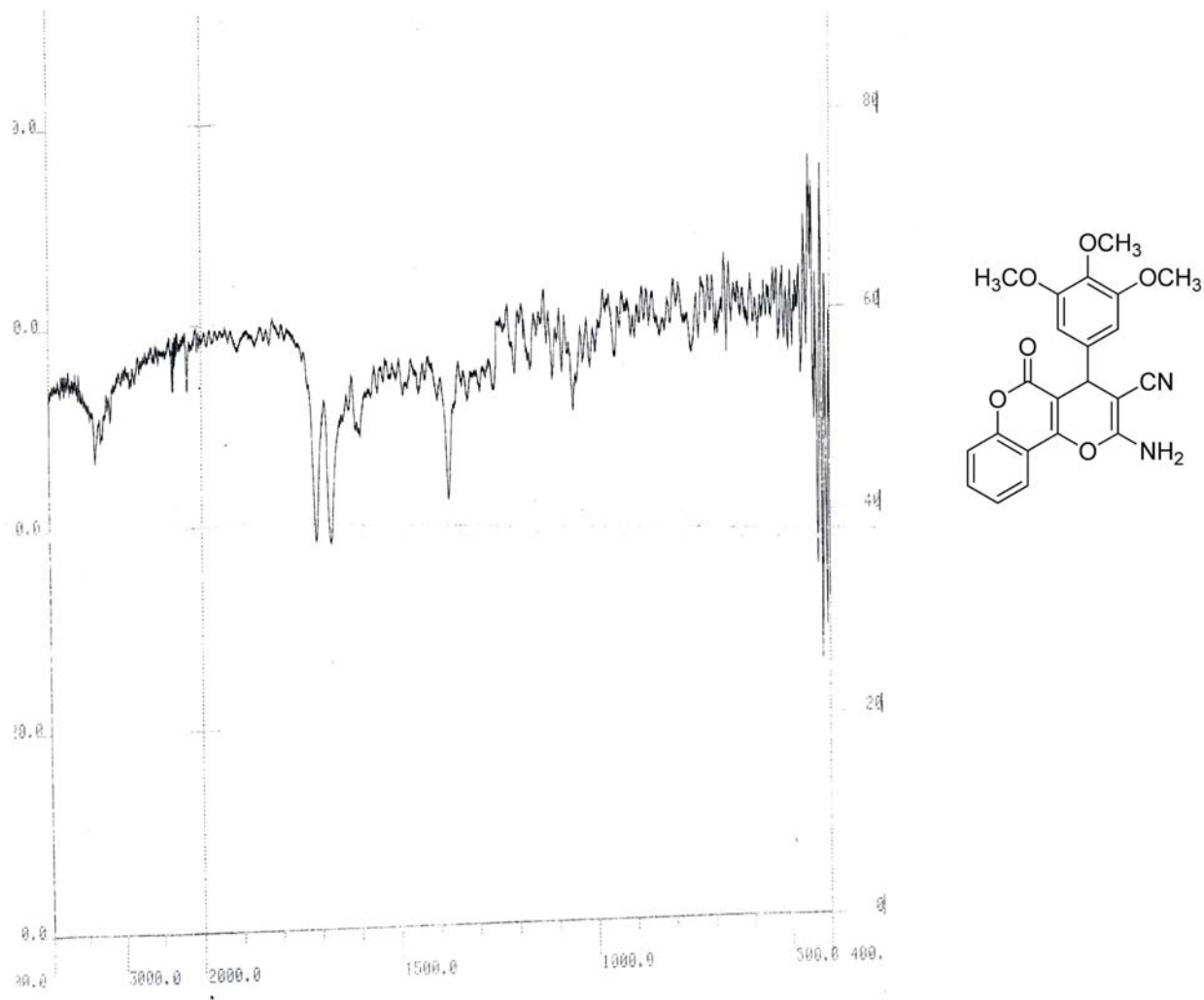
```

```

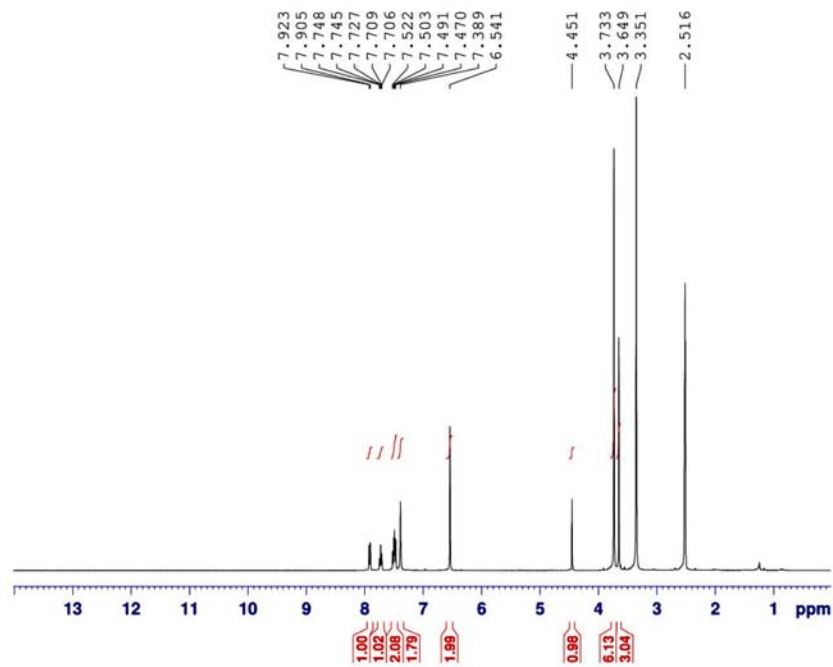
----- CHANNEL f2 -----
CPDPRG2  waltz16
NUC2      1H
PCPD2    90.00 usec
PL2       -2.00 dB
PL12      14.16 dB
PL13      17.90 dB
PL2W      11.86359406 W
PL12W     0.28722104 W
PL13W     0.12139934 W
SFO2      400.2216009 MHz
SI        32768
SF        100.6353990 MHz
WDW       EM
SSB       0
LB        1.00 Hz
GB        0
PC        1.40

```



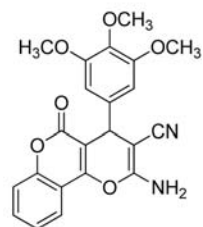


Sample code: A9 ( mansour nejad )

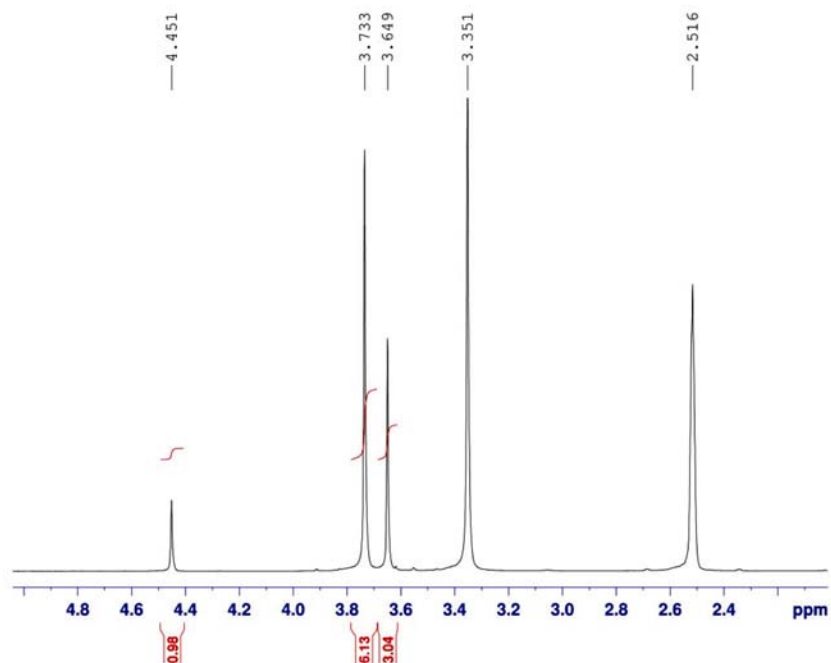


NAME Azad-Gachsaran UN  
 EXPNO 358  
 PROCNO 1  
 Date\_ 20120320  
 Time 20.37  
 INSTRUM spect  
 PROBHD 5 mm PABBO BB-  
 PULPROG zg30  
 TD 65536  
 SOLVENT DMSO  
 NS 24  
 DS 0  
 SWH 8012.820 Hz  
 FIDRES 0.122266 Hz  
 AQ 4.0894966 sec  
 RG 2050  
 DW 62.400 usec  
 DE 6.50 usec  
 TE 297.9 K  
 D1 6.00000000 sec  
 TD0 1

----- CHANNEL f1 -----  
 NUC1 1H  
 P1 14.00 usec  
 PL1 -2.00 dB  
 FL1W 11.86359406 W  
 SFO1 400.2236020 MHz  
 SI 32768  
 SF 400.2200000 MHz  
 WDW EM  
 SSB 0  
 LB 0.30 Hz  
 GB 0  
 PC 1.00



Sample code: A9 ( mansour nejad )

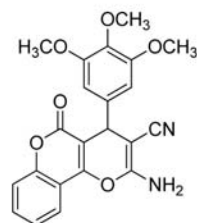


```

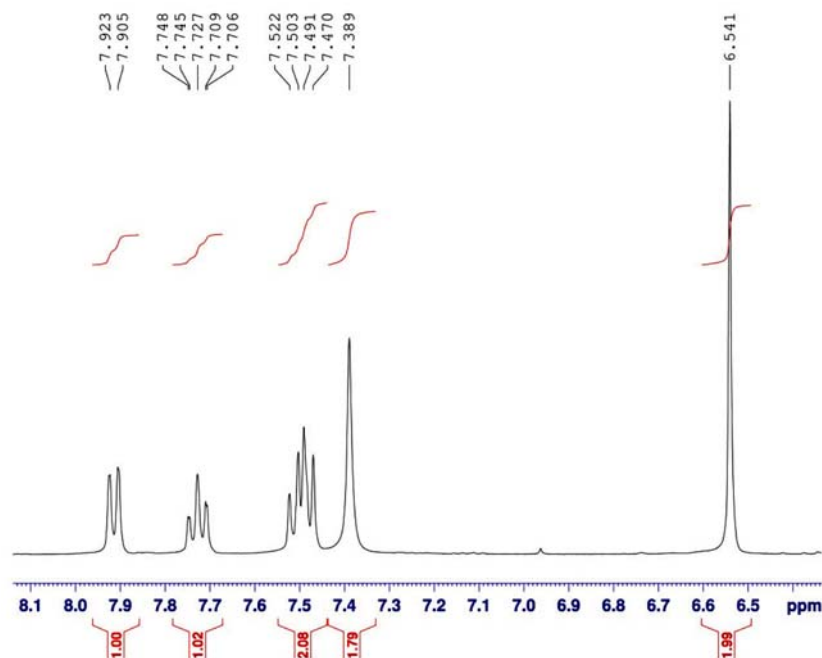
NAME Azad-Gachsaran UN
EXPNO 358
PROCNO 1
Date_ 20120320
Time 20.37
INSTRUM spect
PROBHD 5 mm PABBO BB-
PULPROG zg30
TD 65536
SOLVENT DMSO
NS 24
DS 0
SWH 8012.820 Hz
FIDRES 0.122266 Hz
AQ 4.0894966 sec
RG 2050
DW 62.400 usec
DE 6.50 usec
TE 297.9 K
D1 6.0000000 sec
TD0 1

----- CHANNEL f1 -----
NUC1 1H
P1 14.00 usec
PL1 -2.00 dB
PL1W 11.86359406 W
SF01 400.2236020 MHz
SI 32768
SF 400.2200000 MHz
WDW EM
SSB 0
LB 0.30 Hz
GB 0
PC 1.00

```



Sample code: A9 ( mansour nejad )

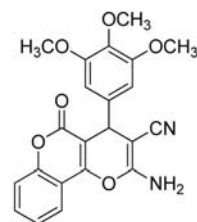


```

NAME Azad-Gachsaran UN
EXPNO 358
PROCNO 1
Date_ 20120320
Time 20.37
INSTRUM spect
PROBHD 5 mm PABBO BB-
PULPROG zg30
TD 65536
SOLVENT DMSO
NS 24
DS 0
SWH 8012.820 Hz
FIDRES 0.122266 Hz
AQ 4.0894966 sec
RG 2050
DW 62.400 usec
DE 6.50 usec
TE 297.9 K
D1 6.0000000 sec
TD0 1

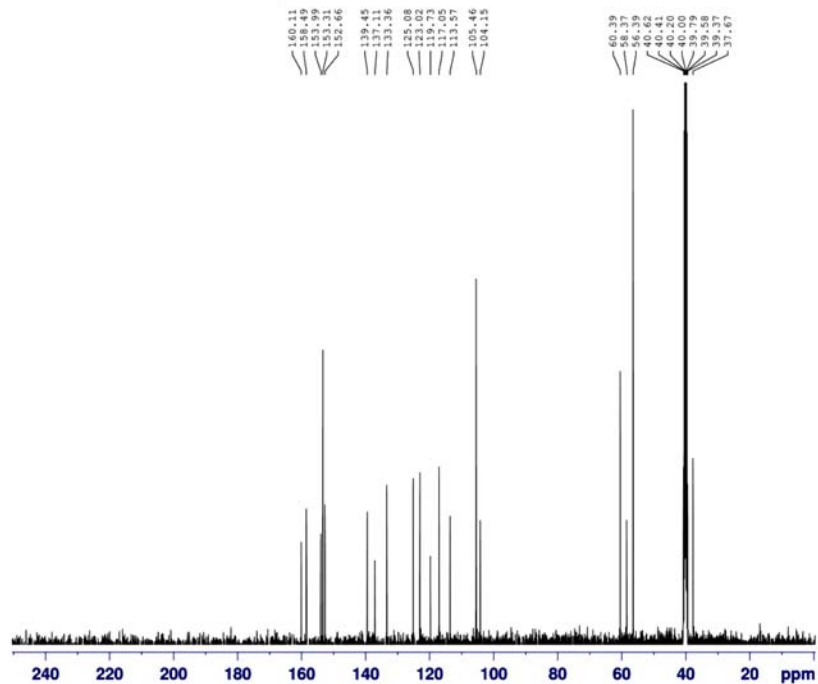
----- CHANNEL f1 -----
NUC1 1H
P1 14.00 usec
PL1 -2.00 dB
PL1W 11.86359406 W
SF01 400.2236020 MHz
SI 32768
SF 400.2200000 MHz
WDW EM
SSB 0
LB 0.30 Hz
GB 0
PC 1.00

```





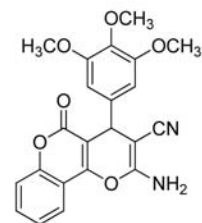
Sample code: A9 ( mansour nejad )



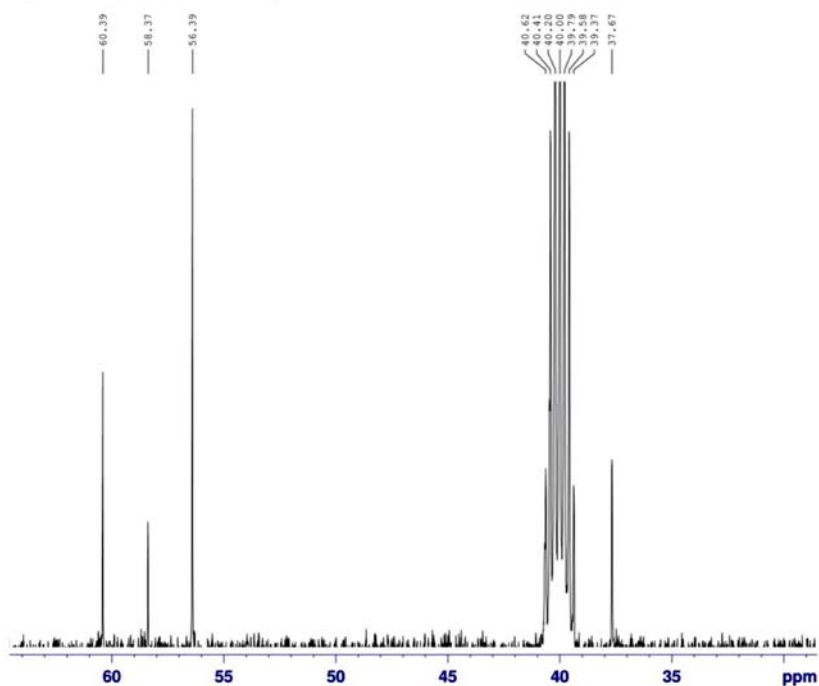
NAME Azad-Gachasan UN  
 EXPNO 357  
 PROCNO 1  
 Date\_ 20120320  
 Time 20.40  
 INSTRUM spect  
 PROBHD 5 mm PABBO BB-  
 PULPROG zgpg  
 TD 65536  
 SOLVENT DMSO  
 NS 220  
 DS 0  
 SWH 25252.525 Hz  
 FIDRES 0.385323 Hz  
 AQ 1.2976629 sec  
 RG 2050  
 DW 19.800 usec  
 DE 6.50 usec  
 TE 298.0 K  
 D1 3.0000000 sec  
 D11 0.0300000 sec  
 TDO 1

----- CHANNEL f1 -----  
 NUC1 13C  
 P1 9.00 usec  
 PL1 -0.90 dB  
 PL1W 42.02801895 W  
 SFO1 100.6479784 MHz

----- CHANNEL f2 -----  
 CPDPRG2 waltz16  
 NUC2 1H  
 PCPD2 90.00 usec  
 PL2 -2.00 dB  
 PL12 14.16 dB  
 PL13 17.90 dB  
 PL2W 11.86359406 W  
 PL12W 0.28722104 W  
 PL13W 0.12139934 W  
 SFO2 400.2216009 MHz  
 SI 32768  
 SF 100.6353990 MHz  
 MW EM  
 SSB 0  
 LB 1.00 Hz  
 GB 0  
 PC 1.40



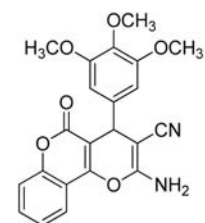
Sample code: A9 ( mansour nejad )



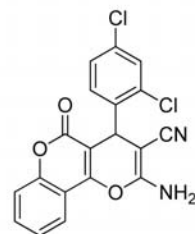
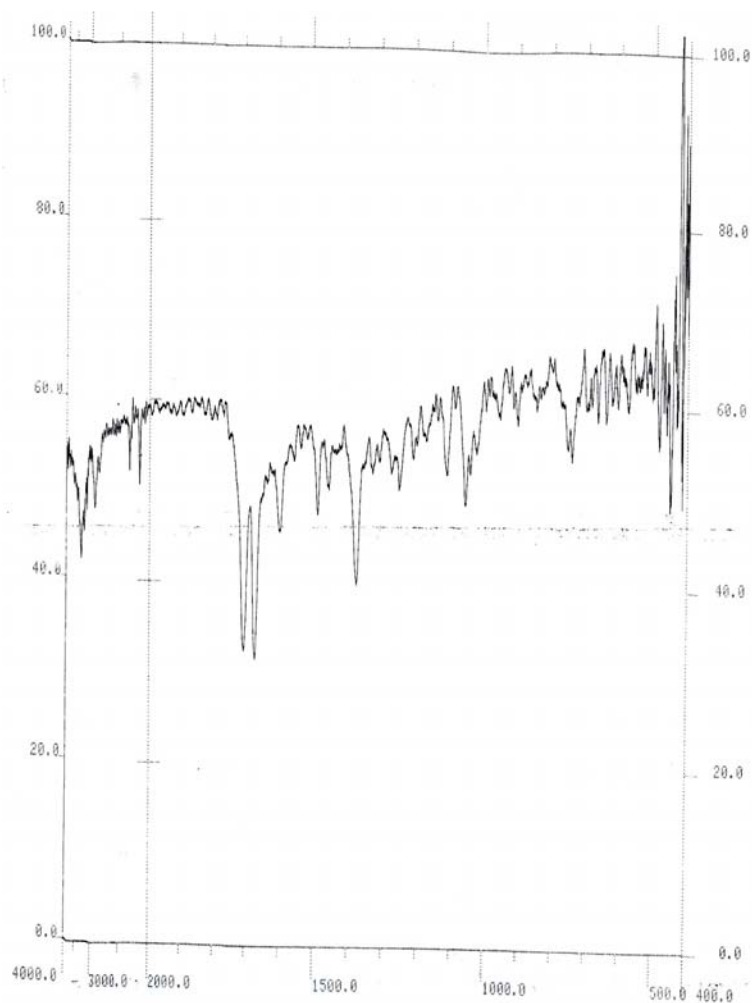
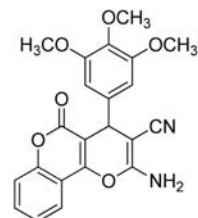
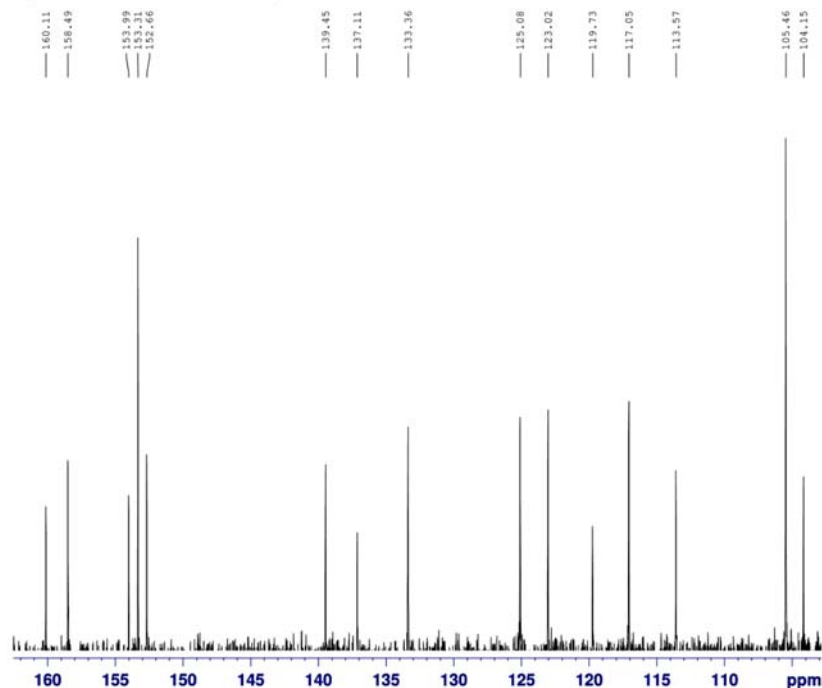
NAME Azad-Gachasan UN  
 EXPNO 357  
 PROCNO 1  
 Date\_ 20120320  
 Time 20.40  
 INSTRUM spect  
 PROBHD 5 mm PABBO BB-  
 PULPROG zgpg  
 TD 65536  
 SOLVENT DMSO  
 NS 220  
 DS 0  
 SWH 25252.525 Hz  
 FIDRES 0.385323 Hz  
 AQ 1.2976629 sec  
 RG 2050  
 DW 19.800 usec  
 DE 6.50 usec  
 TE 298.0 K  
 D1 3.0000000 sec  
 D11 0.0300000 sec  
 TDO 1

----- CHANNEL f1 -----  
 NUC1 13C  
 P1 9.00 usec  
 PL1 -0.90 dB  
 PL1W 42.02801895 W  
 SFO1 100.6479784 MHz

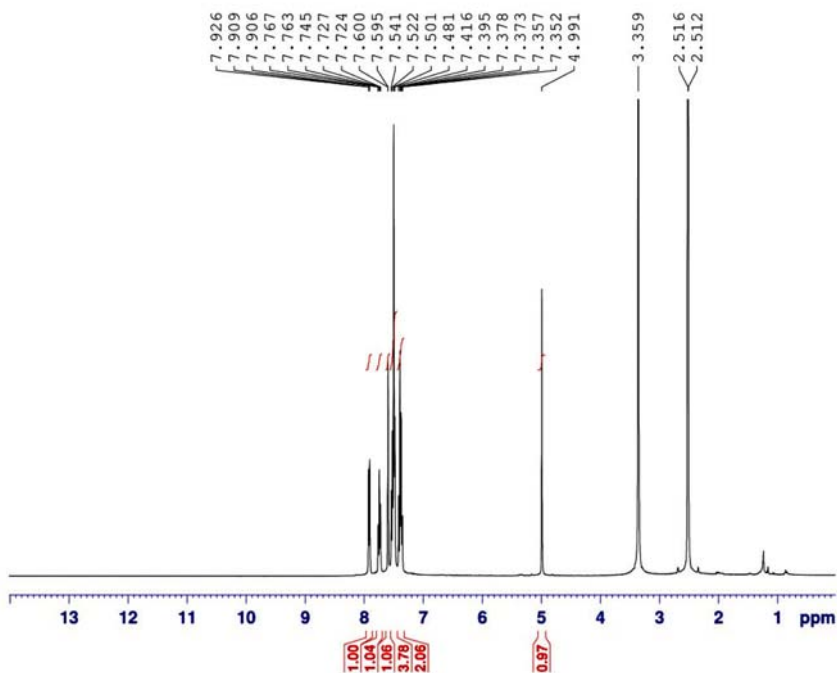
----- CHANNEL f2 -----  
 CPDPRG2 waltz16  
 NUC2 1H  
 PCPD2 90.00 usec  
 PL2 -2.00 dB  
 PL12 14.16 dB  
 PL13 17.90 dB  
 PL2W 11.86359406 W  
 PL12W 0.28722104 W  
 PL13W 0.12139934 W  
 SFO2 400.2216009 MHz  
 SI 32768  
 SF 100.6353990 MHz  
 MW EM  
 SSB 0  
 LB 1.00 Hz  
 GB 0  
 PC 1.40



Sample code: A9 ( mansour nejad )

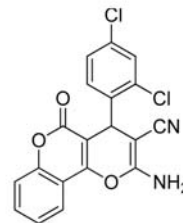


Sample code: A10 ( mansour nejad )

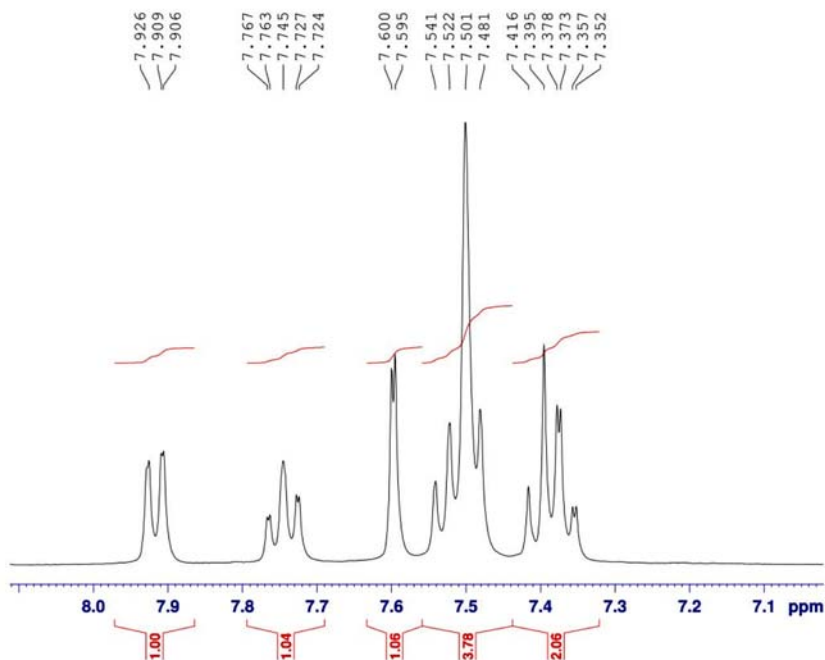


NAME Azad-Gachsaran UN  
 EXPNO 360  
 PROCNO 1  
 Date\_ 20120321  
 Time 8.05  
 INSTRUM spect  
 PROBHD 5 mm PABBO BB-  
 PULPROG zg30  
 TD 65536  
 SOLVENT DMSO  
 NS 24  
 DS 0  
 SWH 8012.820 Hz  
 FIDRES 0.122266 Hz  
 AQ 4.0894966 sec  
 RG 2050  
 DW 62.400 usec  
 DE 6.50 usec  
 TE 296.9 K  
 D1 6.0000000 sec  
 TD0 1

----- CHANNEL f1 -----  
 NUC1 1H  
 P1 14.00 usec  
 PL1 -2.00 dB  
 PL1W 11.86359406 W  
 SFO1 400.2236020 MHz  
 SI 32768  
 SF 400.2200000 MHz  
 WDW EM  
 SSB 0  
 LB 0.30 Hz  
 GB 0  
 PC 1.00

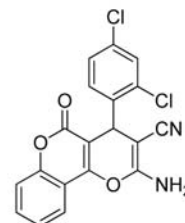


Sample code: A10 ( mansour nejad )

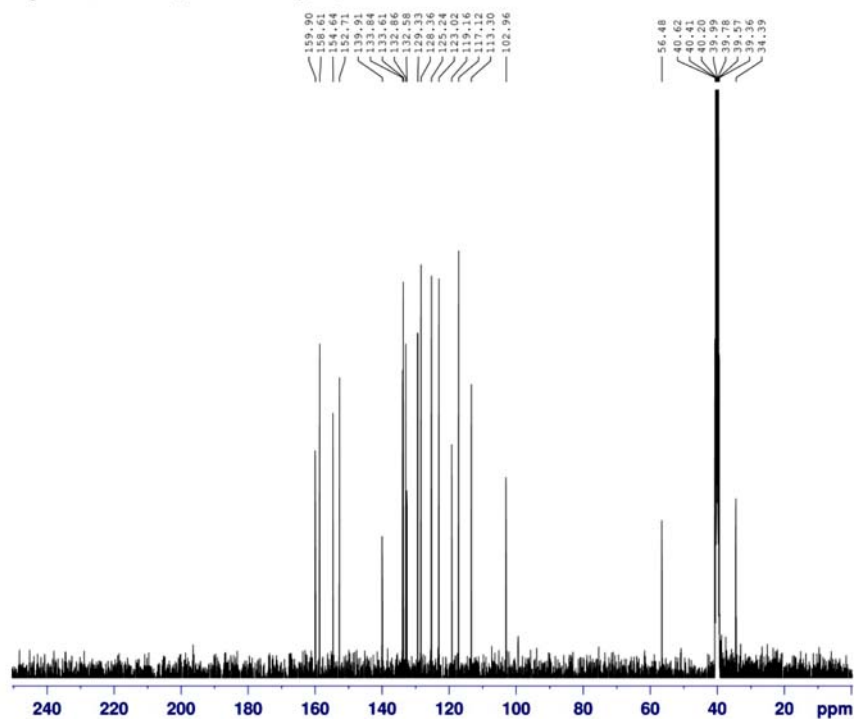


NAME Azad-Gachsaran UN  
 EXPNO 360  
 PROCNO 1  
 Date\_ 20120321  
 Time 8.05  
 INSTRUM spect  
 PROBHD 5 mm PABBO BB-  
 PULPROG zg30  
 TD 65536  
 SOLVENT DMSO  
 NS 24  
 DS 0  
 SWH 8012.820 Hz  
 FIDRES 0.122266 Hz  
 AQ 4.0894966 sec  
 RG 2050  
 DW 62.400 usec  
 DE 6.50 usec  
 TE 296.9 K  
 D1 6.0000000 sec  
 TD0 1

----- CHANNEL f1 -----  
 NUC1 1H  
 P1 14.00 usec  
 PL1 -2.00 dB  
 PL1W 11.86359406 W  
 SFO1 400.2236020 MHz  
 SI 32768  
 SF 400.2200000 MHz  
 WDW EM  
 SSB 0  
 LB 0.30 Hz  
 GB 0  
 PC 1.00



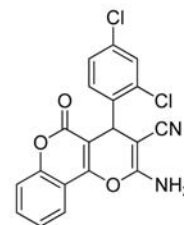
Sample code: A10 ( mansour nejad )



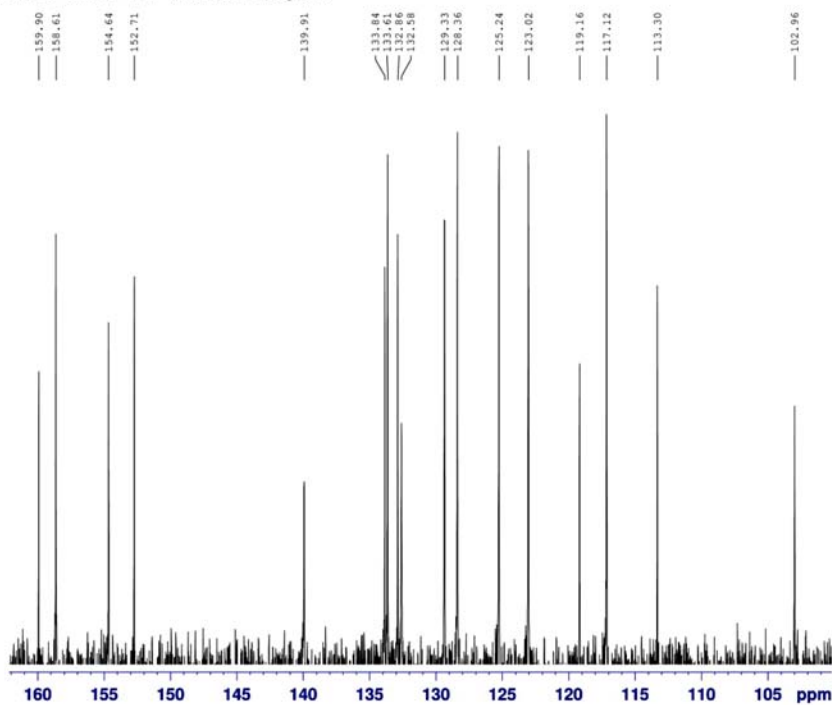
NAME Azad-Gachasan UN  
 EXPNO 359  
 PROCNO 1  
 Date\_ 20120321  
 Time 8.09  
 INSTRUM spect  
 PROBHD 5 mm PABBO BB-  
 PULPROG zgpg  
 TD 65536  
 SOLVENT DMSO  
 NS 220  
 DS 0  
 SWH 25252.525 Hz  
 FIDRES 0.385323 Hz  
 AQ 1.2976629 sec  
 RG 2050  
 DW 19.800 usec  
 DE 6.50 usec  
 TE 297.4 K  
 D1 3.0000000 sec  
 D11 0.0300000 sec  
 TD0 1

----- CHANNEL f1 -----  
 NUC1 13C  
 P1 9.00 usec  
 PL1 -0.90 dB  
 PL1W 42.02801895 W  
 SFO1 100.6479784 MHz

----- CHANNEL f2 -----  
 CPDPRG2 waltz16  
 NUC2 1H  
 PCPD2 90.00 usec  
 PL2 -2.00 dB  
 PL12 14.16 dB  
 PL13 17.90 dB  
 PL2W 11.86359406 W  
 PL12W 0.28722104 W  
 PL13W 0.12139934 W  
 SFO2 400.2216009 MHz  
 S1 32768  
 SF 100.6353990 MHz  
 WDW EM  
 SSB 0  
 LB 1.00 Hz  
 GB 0  
 PC 1.40



Sample code: A10 ( mansour nejad )



NAME Azad-Gachasan UN  
 EXPNO 359  
 PROCNO 1  
 Date\_ 20120321  
 Time 8.09  
 INSTRUM spect  
 PROBHD 5 mm PABBO BB-  
 PULPROG zgpg  
 TD 65536  
 SOLVENT DMSO  
 NS 220  
 DS 0  
 SWH 25252.525 Hz  
 FIDRES 0.385323 Hz  
 AQ 1.2976629 sec  
 RG 2050  
 DW 19.800 usec  
 DE 6.50 usec  
 TE 297.4 K  
 D1 3.0000000 sec  
 D11 0.0300000 sec  
 TD0 1

----- CHANNEL f1 -----  
 NUC1 13C  
 P1 9.00 usec  
 PL1 -0.90 dB  
 PL1W 42.02801895 W  
 SFO1 100.6479784 MHz

----- CHANNEL f2 -----  
 CPDPRG2 waltz16  
 NUC2 1H  
 PCPD2 90.00 usec  
 PL2 -2.00 dB  
 PL12 14.16 dB  
 PL13 17.90 dB  
 PL2W 11.86359406 W  
 PL12W 0.28722104 W  
 PL13W 0.12139934 W  
 SFO2 400.2216009 MHz  
 S1 32768  
 SF 100.6353990 MHz  
 WDW EM  
 SSB 0  
 LB 1.00 Hz  
 GB 0  
 PC 1.40

