



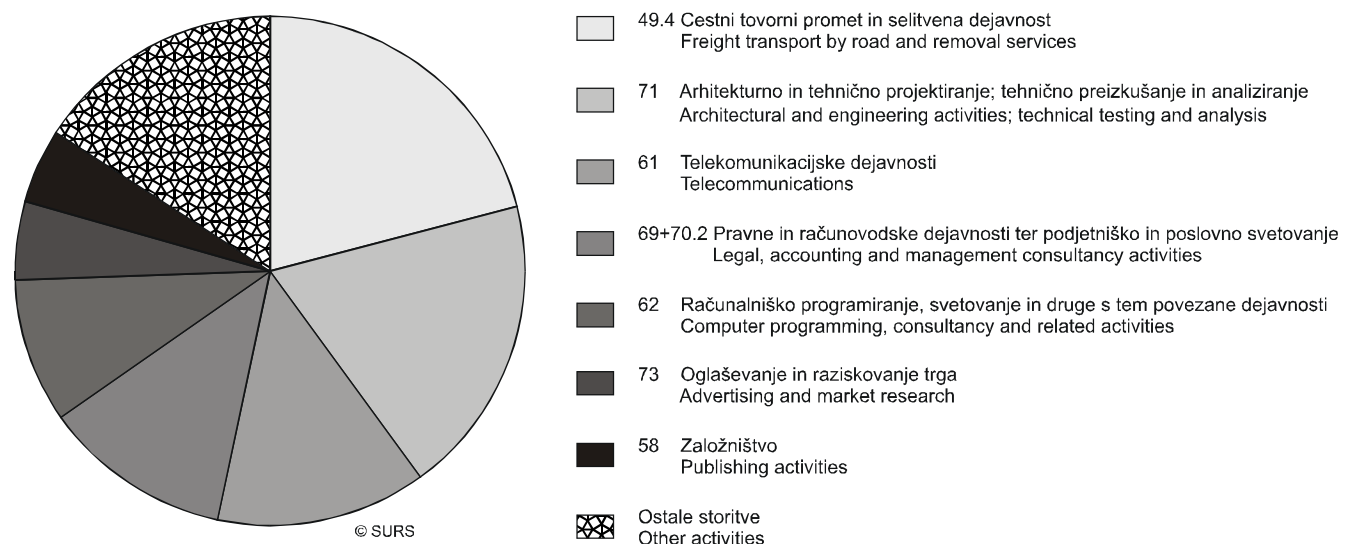
INDEKSI CEN STORITEV PRI PROIZVAJALCIH, SLOVENIJA, 2009

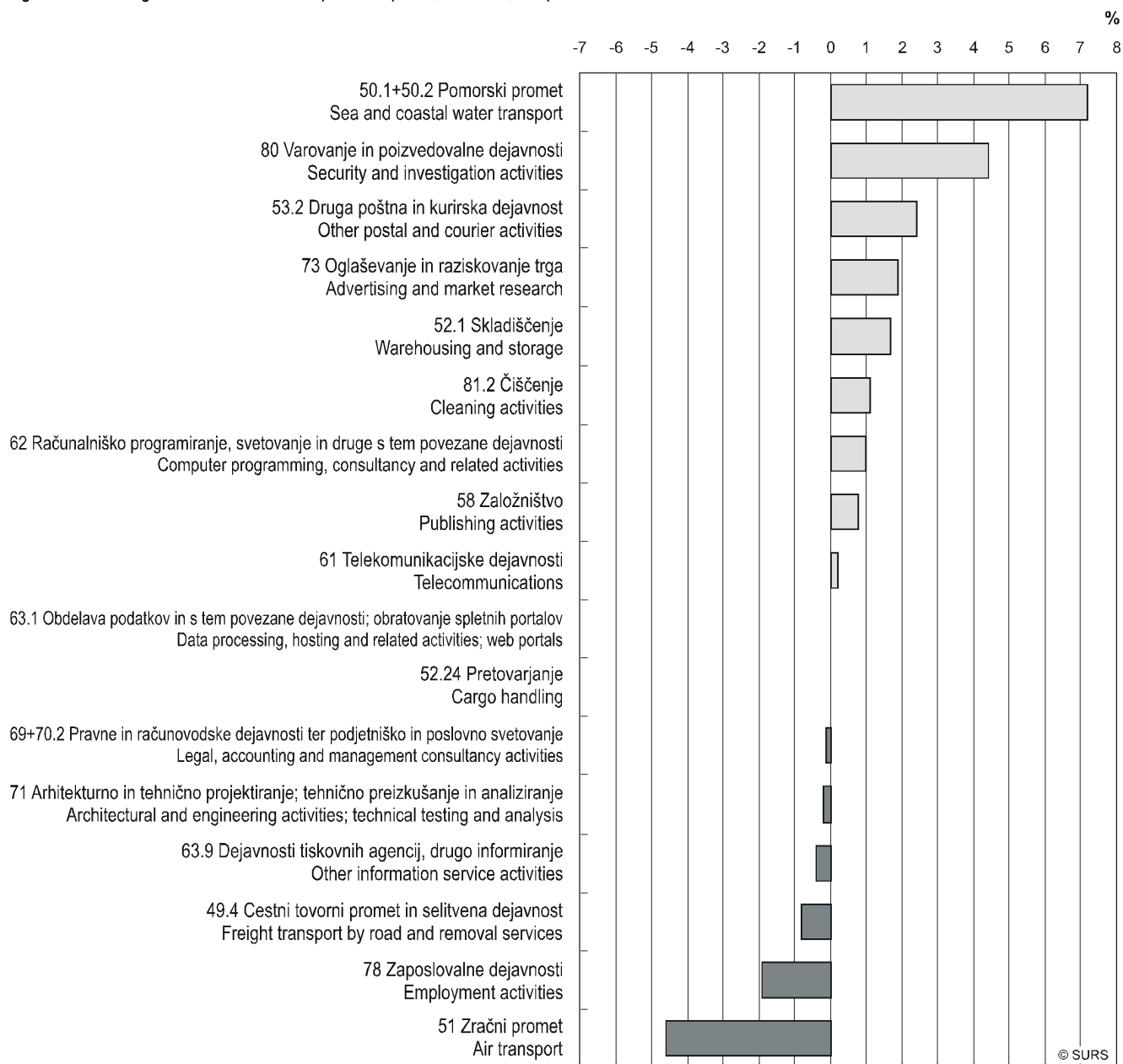
SERVICES PRODUCER PRICE INDICES, SLOVENIA, 2009

- ▶ Skupni indeks cen storitev pri proizvajalcih v 4. četrtletju 2009 je bil 100,1.
- ▶ Povprečna četrtletna rast cen storitev pri proizvajalcih v letu 2009 je bila pozitivna; najvišja je bila v 1. četrtletju 2009 (1,2 %), najnižja pa v 4. četrtletju 2009 (0,1 %).
- ▶ Namen raziskovanja je pridobiti informacije o četrtletnih spremembah cen storitev različnih dejavnosti, ki jih podjetja ali osebe, ki zastopajo podjetja, zagotavljajo drugim podjetjem kot kupcem storitev. Zbrani podatki so osnova za izračun osemnajstih delnih indeksov različnih dejavnosti, opredeljenih po Standardni klasifikaciji dejavnosti 2008.
- ▶ Podatke o gibanju cen storitev pri proizvajalcih smo začeli spremljati leta 2006, po treh letih (v juniju 2009) pa smo jih začeli tudi objavljati. Podatki o indeksih cen storitev pri proizvajalcih so na voljo od leta 2006 dalje.
- ▶ In the 4th quarter of 2009 the total services producer price index was 100.1.
- ▶ Average quarterly growth of services producer prices was positive throughout 2009. The highest price growth was measured in the 1st quarter of 2009 (by 1.2%), while the lowest price growth was recorded in the 4th quarter of 2009 (by 0.1%).
- ▶ The purpose of the survey is to obtain information on quarterly changes of services producer prices for different representative activities which are charged to business users. The collected data provide the basis for calculating 18 partial indices for different activities determined in the 2008 Standard Classification of Activities.
- ▶ We started to monitor data of services producer prices in 2006. Three years after that (in June 2009) we started to publish them as well. Data on services producer price indices are available from 2006 on.

Slika 1: Deleži posameznih dejavnosti v skupnem indeksu cen storitev pri proizvajalcih, Slovenija, 2009

Figure 1: Shares of various activities in the total services producer price index, Slovenia, 2009



Slika 2: Letne stopnje rasti cen storitev pri proizvajalcih, Slovenija, 4. četrletje 2009Figure 2: Annual growth rates of services producer prices, Slovenia, 4th quarter of 2009

Vir: Statistični urad Republike Slovenije
Source: Statistical Office of the Republic of Slovenia

Letna rast cen storitev pri proizvajalcih, merjena z indeksi cen storitev pri proizvajalcih, je bila v 4. četrletju 2009 glede na cene v 4. četrletju 2008 v povprečju višja za 0,1 %. To je bila najnižja letna rast proizvajalčevih cen v letu 2009; ta se sicer postopoma umirja že vse od 4. četrletja 2007.

Cene storitev so se v enem letu najizraziteje dvignile v naslednjih dejavnostih: pomorski promet (za 7,2 %), varovanje in poizvedovalne dejavnosti (za 4,4 %) ter druga poštna in kurirska dejavnost (za 2,4 %). V nekoliko manjši meri pa so se dvignile še v naslednjih dejavnostih: oglaševanje in raziskovanje trga (za 1,9 %), skladiščenje (za 1,7 %),

Annual growth of services producer prices, measured with services producer price indices, was in the 4th quarter of 2009 compared to the 4th quarter of 2008 higher by 0.1%, which is the lowest annual producer price growth since the 4th quarter of 2007.

Activities in which prices of services have risen the most in the past year are: sea and coastal water transport (by 7.2%), security and investigation activities (by 4.4%) and other postal and courier activities (by 2.4%). To a smaller extent prices of services have risen in the following activities: advertising and market research (by 1.9%), warehousing and storage (by

čiščenje (za 1,1 %), računalniško programiranje, svetovanje in druge s tem povezane dejavnosti (za 1,0 %), založništvo (za 0,8 %) in telekomunikacijske dejavnosti (za 0,2 %).

Izrazitejši padec cen smo na letni ravni zabeležili v dveh dejavnostih: zračni promet (za 4,6 %) in zaposlovalne dejavnosti (za 1,9 %); v manjši meri so se cene storitev pri proizvajalcih znižale v dejavnostih kot sta cestni tovorni promet in selitvena dejavnost (za 0,8 %) in dejavnosti tiskovnih agencij, drugo informiranje (za 0,4 %).

V letu 2009 so se cene storitev pri proizvajalcih na letni ravni najhitreje dvigale v 1. četrtnetu 2009, in sicer so bile takrat v povprečju za 1,2 % višje kot v 1. četrtnetu leta 2008; v 2. in 3. četrtnetu 2009 so bile povprečno za 0,3 % višje kot pred enim letom; v 4. četrtnetu 2009 pa je bila letna rast cen storitev najnižja, 0,1-odstotna.

Na letni dvig cen storitev v 1. četrtnetu 2009 so v največji meri vplivale višje cene v naslednjih dejavnostih: druga poštna in kurirska dejavnost (za 4,5 %), oglaševanje in raziskovanje trga (za 4,5 %) ter založništvo (za 4,1 %).

V tem obdobju pa so se izraziteje znižale cene storitev v naslednjih dejavnostih: pomorski promet (za 13,6 %), dejavnosti tiskovnih agencij, drugo informiranje (za 7,7 %), zračni promet (za 5,9 %).

1.7%), cleaning activities (by 1.1%), computer programming, consultancy and related activities (by 1.0%), publishing activities (by 0.8%) and telecommunications (by 0.2%).

In the 4th quarter of 2009 the annual price decrease was most prominent in the following two activities: air transport (by 4.6%) and employment activities (by 1.9%). The index was influenced downward also by activities such as freight transport by road and removal services (by 0.8%) and other information service activities (by 0.4%).

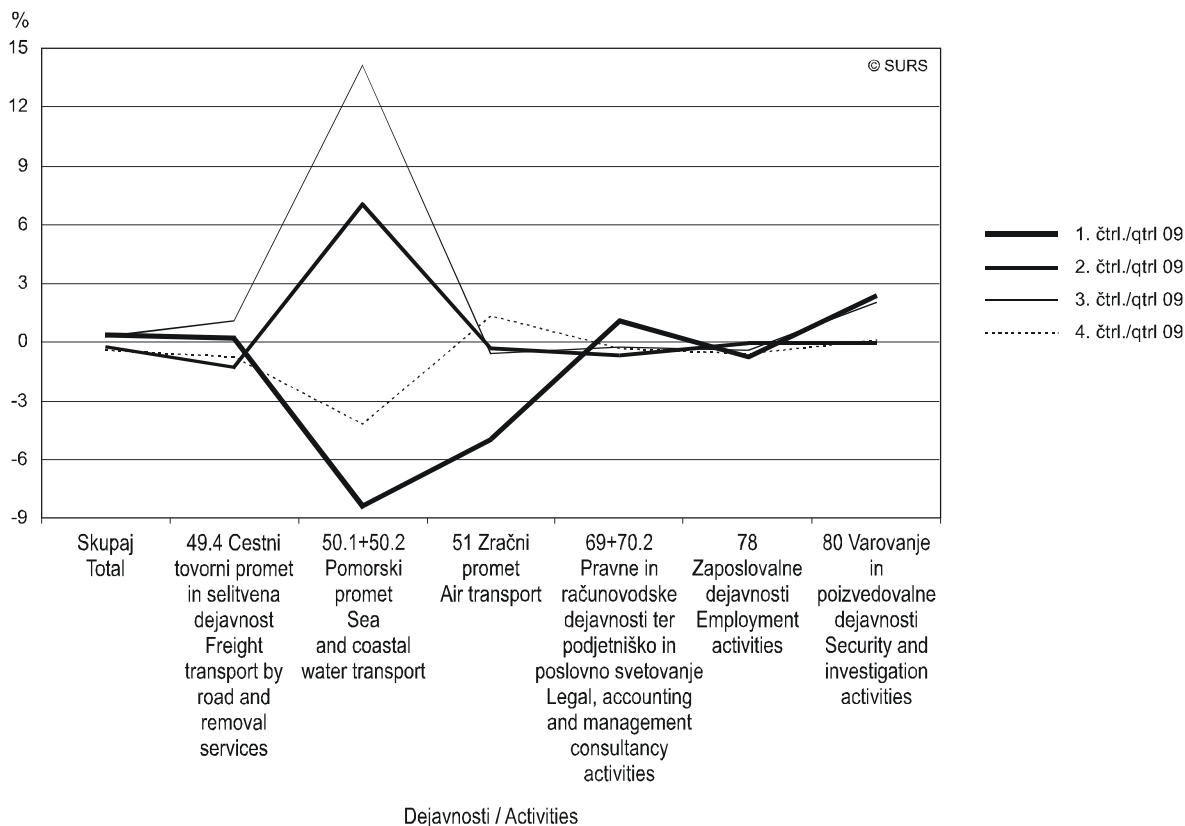
The highest annual increase of services producer prices in 2009 was recorded in the 1st quarter of 2009 when prices were (in comparison with the corresponding quarter of the year before) higher by 1.2%. For the 2nd and 3rd quarters of 2009 the average price growth was equal (0.3%) and in the 4th quarter of 2009 the annual increase of prices of services was the lowest with 0.1%.

The annual rise in prices of services in the 1st quarter of 2009 was mostly due to price increases in the following activities: other postal and courier activities (by 4.5%), advertising and market research (by 4.5%) and publishing activities (by 4.1%).

The rise in the prices for this period was mainly curbed by decreases in prices for sea and coastal water transport (by 13.6%), other information service activities (by 7.7%) and air transport (by 5.9%).

Slika 3: Četrtnete stopnje rasti cen storitev pri proizvajalcih v nekaterih dejavnostih, Slovenija, 2009

Figure 3: Quarterly growth rates of services producer prices in some activities, Slovenia, 2009



Vir: Statistični urad Republike Slovenije
Source: Statistical Office of the Republic of Slovenia



Četrtni indeksi cen storitev pri proizvajalcih (ti kažejo, kako so se cene storitev spreminjale v trimesečnem obdobju glede na prejšnje tri mesece) so v letu 2009 kazali ciklično gibanje: povišanju cen storitev v 1. četrtnju (za 0,4 %) in 3. četrtnju (za 0,3 %) je sledilo znižanje cen v 2. četrtnju (za 0,2 %) in 4. četrtnju (za 0,4 %).

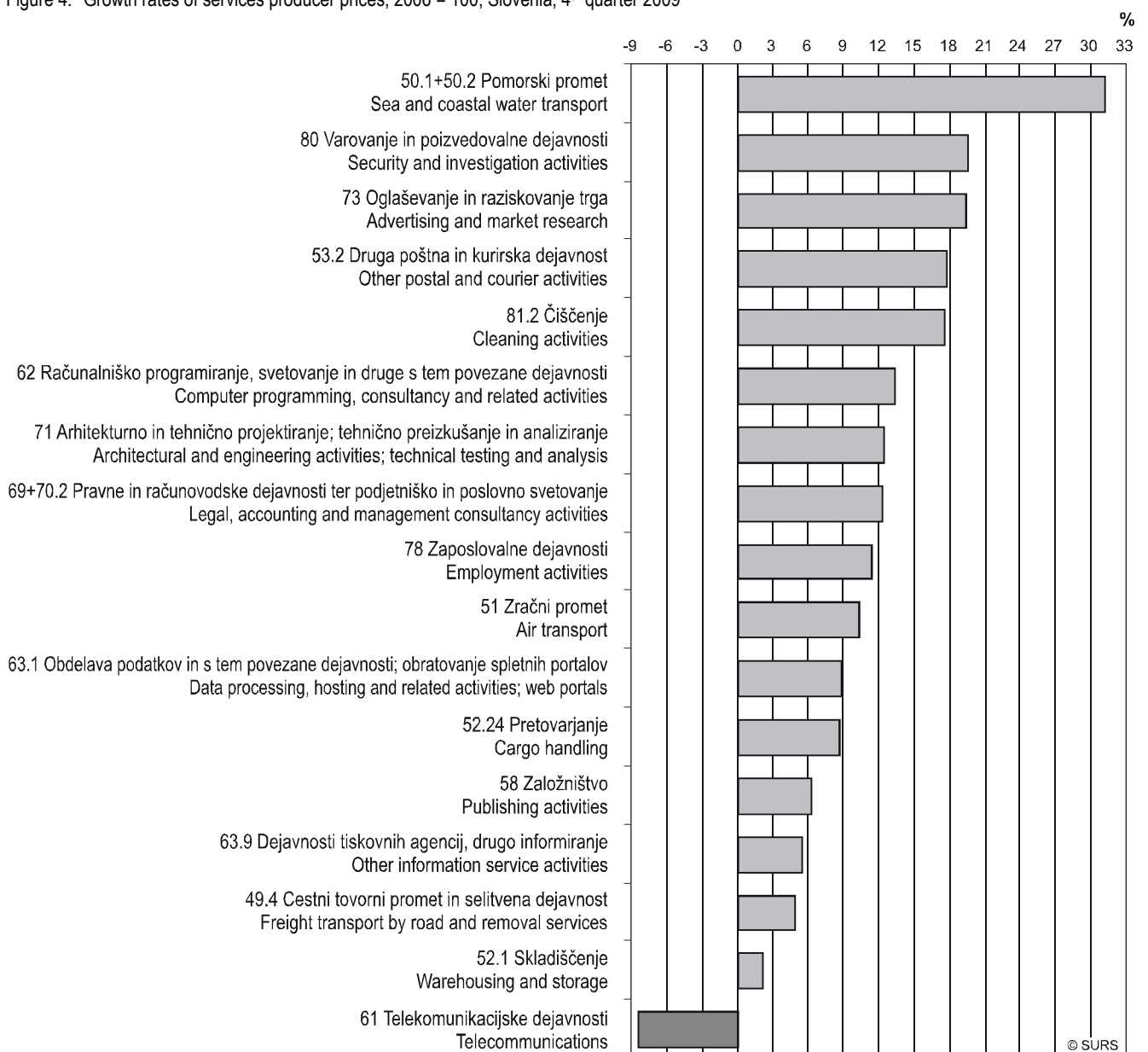
Na skupen četrtni indeks cen storitev pri proizvajalcih je v največji meri vplivalo nekaj opazovanih dejavnosti, in sicer tistih, ki se v posameznem četrtnju najhitreje in najintenzivneje odzivajo na sezonske in druge vplivne spremembe na trgu: pomorski promet, zračni promet, varovanje in poizvedovalne dejavnosti, zaposlovalne dejavnosti ter cestni tovorni promet in selitvena dejavnost.

Quarterly services producer price indices, which measure changes of producer prices in a three-month period (according to the previous three months), were showing a cyclic pattern in 2009 - increases in prices of services in the 1st (by 0.4%) and 3rd (by 0.3%) quarters of 2009, were followed by prices decreases in the 2nd (by 0.2%) and 4th (by 0.4%) quarters.

The total quarterly services producer price index was influenced the most by several activities that respond the fastest and most intensely to the market changes (as a response to the seasonal or some other influences): sea and coastal water transport, air transport, security and investigation activities, employment activities and freight transport by road and removal services.

Slika 4: Stopnje rasti cen storitev pri proizvajalcih, 2006 = 100, Slovenija, 4. četrtnje 2009

Figure 4: Growth rates of services producer prices, 2006 = 100, Slovenia, 4th quarter 2009



Vir: Statistični urad Republike Slovenije
Source: Statistical Office of the Republic of Slovenia



Primerjava **povprečnih cen storitev pri proizvajalcih iz leta 2009 s povprečnimi cenami iz leta 2006** kaže na rast cen v skoraj vseh opazovanih dejavnostih; te so bile povprečno višje za 7,6 %. Edina dejavnost, v kateri smo v tem obdobju zaznali v povprečju nižje cene storitev, so bile telekomunikacijske dejavnosti (za 8,5 %).

V zadnjih treh letih so se najizraziteje zvišale cene v naslednjih dejavnostih: pomorski promet (za 25,0 %), oglaševanje in raziskovanje trga (za 18,6 %), varovanje in poizvedovalne dejavnosti (za 18,3 %), čiščenje (za 17,5 %), druga poštna in kurirska dejavnost (za 16,1 %), arhitekturno in tehnično projektiranje; tehnično preizkušanje in analiziranje (za 13,6 %), računalniško programiranje, svetovanje in druge s tem povezane dejavnosti (za 13,5 %), pravne in računovodske dejavnosti ter podjetniško in poslovno svetovanje (za 12,9 %) in zaposlovalne dejavnosti (za 12,2 %). Cene storitev pri proizvajalcih v preostalih opazovanih dejavnostih so se v zadnjih treh letih zvišale za manj kot 10 %.

Comparison of **average services producer prices in 2009 with average prices in 2006** shows increases in prices for almost all observed activities; on average prices for services increased by 7.6%. Only one activity, telecommunications, showed lower average producer prices in 2009 (by 8.5%) than in 2006.

Activities with the highest price growth in the last three years are: sea and coastal water transport (by 25.0%), advertising and market research (by 18.6%), security and investigation activities (by 18.3%), cleaning (by 17.5%), other postal and courier activities (by 16.1%), architectural and engineering activities; technical testing and analysis (by 13.6%), computer programming, consultancy and related activities (by 13.5%), legal, accounting and management consultancy activities (by 12.9%) and employment activities (by 12.2%). Services producer prices of other observed activities grew less than 10% in the last three years.

1. Indeksi cen storitev pri proizvajalcih, Slovenija, 2009¹⁾ Services producer price indices, Slovenia, 2009¹⁾

predhodno četrletje / previous quarter = 100

	1. čtrl./qtrl 09	2. čtrl./qtrl 09	3. čtrl./qtrl 09	4. čtrl./qtrl 09	TOTAL	
	4. čtrl./qtrl 08	1. čtrl./qtrl 09	2. čtrl./qtrl 09	3. čtrl./qtrl 09		
SKUPAJ	100,4	99,8	100,3	99,6		
49.4 Cestni tovorni promet in selitvena dejavnost	100,2	98,7	101,1	99,2	49.4	Freight transport by road and removal services
50.1+50.2 Pomorski promet	91,6	107,0	114,1	95,8	50.1+50.2	Sea and coastal water transport
51 Zračni promet	95,0	99,7	99,4	101,3	51	Air transport
52.1 Skladiščenje	101,4	100,0	100,3	100	52.1	Warehousing and storage
52.24 Pretovarjanje	99,8	100,1	100,1	99,9	52.24	Cargo handling
53.1 Izvajanje univerzalne poštne storitve	z	z	z	z	53.1	Postal activities under universal service obligation
53.2 Druga poštna in kurirska dejavnost	100,0	99,8	102,3	100,4	53.2	Other postal and courier activities
58 Založništvo	100,4	100,3	100,0	100	58	Publishing activities
61 Telekomunikacijske dejavnosti	99,7	100,3	100,2	100	61	Telecommunications
62 Računalniško programiranje, svetovanje in druge s tem povezane dejavnosti	101,1	100,1	99,9	99,9	62	Computer programming, consultancy and related activities
63.1 Obdelava podatkov in s tem povezane dejavnosti; obratovanje spletnih portalov	100,1	99,5	100,6	99,9	63.1	Data processing, hosting and related activities; web portals
63.9 Dejavnosti tiskovnih agencij, drugo informiranje	98,0	101,2	100,5	99,8	63.9	Other information service activities
69+70.2 Pravne in računovodske dejavnosti ter podjetniško in poslovno svetovanje	101,1	99,3	99,8	99,7	69+70.2	Legal, accounting and management consultancy activities
71 Arhitekturno in tehnično projektiranje; tehnično preizkušanje in analiziranje	101,4	100,0	99,5	98,9	71	Architectural and engineering activities; technical testing and analysis
73 Oglaševanje in raziskovanje trga	101,0	100,1	99,9	100,9	73	Advertising and market research
78 Zaposlovalne dejavnosti	99,2	99,9	99,6	99,4	78	Employment activities
80 Varovanje in poizvedovalne dejavnosti	102,4	99,9	102,0	100,1	80	Security and investigation activities
81.2 Čiščenje	101,0	100,0	99,9	100,2	81.2	Cleaning activities

z statistično zaupno / confidential

1) Podatki so objavljeni po Standardni klasifikaciji dejavnosti 2008. / Data are published according to the 2008 Standard Classification of Activities.

Vir / Source: Statistični urad Republike Slovenije / Statistical Office of the Republic of Slovenia



2. Indeksi cen storitev pri proizvajalcih, Slovenija, 2009¹⁾Services producer price indices, Slovenia, 2009¹⁾

isto četrletje preteklega leta / same quarter of the previous year = 100

		1. čtrl./qtrl 09	2. čtrl./qtrl 09	3. čtrl./qtrl 09	4. čtrl./qtrl 09		
		1. čtrl./qtrl 08	2. čtrl./qtrl 08	3. čtrl./qtrl 08	4. čtrl./qtrl 08		
SKUPAJ		101,2	100,3	100,3	100,1	TOTAL	
49.4	Cestni tovorni promet in selitvena dejavnost	101,6	98,9	99,8	99,2	49.4	Freight transport by road and removal services
50.1+50.2	Pomorski promet	86,4	89,7	95,8	107,2	50.1+50.2	Sea and coastal water transport
51	Zračni promet	94,1	91,6	90,2	95,4	51	Air transport
52.1	Skladiščenje	100,7	99,9	100,2	101,7	52.1	Warehousing and storage
52.24	Pretovarjanje	100,8	99,9	100,0	100	52.24	Cargo handling
53.1	Izvajanje univerzalne poštne storitve	z	z	z	z	53.1	Postal activities under universal service obligation
53.2	Druga poštna in kurirska dejavnost	104,5	100,0	101,0	102,4	53.2	Other postal and courier activities
58	Založništvo	104,1	103,1	102,2	100,8	58	Publishing activities
61	Telekomunikacijske dejavnosti	98,4	99,4	99,7	100,2	61	Telecommunications
62	Računalniško programiranje, svetovanje in druge s tem povezane dejavnosti	102,4	101,8	101,3	101	62	Computer programming, consultancy and related activities
63.1	Obdelava podatkov in s tem povezane dejavnosti; obratovanje spletnih portalov	100,6	99,7	100,0	100	63.1	Data processing, hosting and related activities; web portals
63.9	Dejavnosti tiskovnih agencij, drugo informiranje	92,3	98,4	98,2	99,6	63.9	Other information service activities
69+70.2	Pravne in računovodske dejavnosti ter podjetniško in poslovno svetovanje	101,3	100,6	100,6	99,9	69+70.2	Legal, accounting and management consultancy activities
71	Arhitekturno in tehnično projektiranje; tehnično preizkušanje in analiziranje	102,2	101,6	101,1	99,8	71	Architectural and engineering activities; technical testing and analysis
73	Oglaševanje in raziskovanje trga	104,5	102,9	102,3	101,9	73	Advertising and market research
78	Zaposlovalne dejavnosti	99,1	98,1	97,7	98,1	78	Employment activities
80	Varovanje in poizvedovalne dejavnosti	103,3	103,5	105,2	104,4	80	Security and investigation activities
81.2	Čiščenje	102,9	102,2	101,5	101,1	81.2	Cleaning activities

z statistično zaupno / confidential

1) Podatki so objavljeni po Standardni klasifikaciji dejavnosti 2008. / Data are published according to the 2008 Standard Classification of Activities.

Vir / Source: Statistični urad Republike Slovenije / Statistical Office of the Republic of Slovenia

3. Indeksi cen storitev pri proizvajalcih, Slovenija, 2009¹⁾Services producer price indices, Slovenia, 2009¹⁾

Ø 2006 = 100

		1. čtrl./qtrl 09	2. čtrl./qtrl 09	3. čtrl./qtrl 09	4. čtrl./qtrl 09	Ø 2009		
		Ø 06	Ø 06	Ø 06	Ø 06	Ø 2006		
SKUPAJ		107,75	107,51	107,82	107,41	107,62	TOTAL	
49.4	Cestni tovorni promet in selitvena dejavnost	106,06	104,64	105,82	104,95	105,36	49.4	Freight transport by road and removal services
50.1+50.2	Pomorski promet	112,06	119,96	136,90	131,21	125,03	50.1+50.2	Sea and coastal water transport
51	Zračni promet	109,92	109,55	108,92	110,36	109,69	51	Air transport
52.1	Skladiščenje	101,86	101,89	102,17	102,17	102,02	52.1	Warehousing and storage
52.24	Pretovarjanje	108,51	108,62	108,78	108,70	108,65	52.24	Cargo handling
53.1	Izvajanje univerzalne poštne storitve	z	z	z	z	z	53.1	Postal activities under universal service obligation
53.2	Druga poštna in kurirska dejavnost	114,87	114,62	117,26	117,69	116,11	53.2	Other postal and courier activities
58	Založništvo	105,91	106,28	106,28	106,28	106,19	58	Publishing activities
61	Telekomunikacijske dejavnosti	91,19	91,43	91,58	91,62	91,46	61	Telecommunications
62	Računalniško programiranje, svetovanje in druge s tem povezane dejavnosti	113,52	113,65	113,53	113,41	113,53	62	Computer programming, consultancy and related activities
63.1	Obdelava podatkov in s tem povezane dejavnosti; obratovanje spletnih portalov	108,86	108,30	108,90	108,76	108,70	63.1	Data processing, hosting and related activities; web portals
63.9	Dejavnosti tiskovnih agencij, drugo informiranje	103,86	105,15	105,67	105,47	105,04	63.9	Other information service activities
69+70.2	Pravne in računovodske dejavnosti ter podjetniško in poslovno svetovanje	113,69	112,92	112,65	112,32	112,89	69+70.2	Legal, accounting and management consultancy activities
71	Arhitekturno in tehnično projektiranje; tehnično preizkušanje in analiziranje	114,15	114,13	113,60	112,38	113,57	71	Architectural and engineering activities; technical testing and analysis
73	Oglaševanje in raziskovanje trga	118,30	118,47	118,30	119,40	118,62	73	Advertising and market research
78	Zaposlovalne dejavnosti	112,70	112,53	112,05	111,42	112,18	78	Employment activities
80	Varovanje in poizvedovalne dejavnosti	117,16	117,01	119,33	119,49	118,25	80	Security and investigation activities
81.2	Čiščenje	117,51	117,48	117,38	117,64	117,50	81.2	Cleaning activities

z statistično zaupno / confidential

1) Podatki so objavljeni po Standardni klasifikaciji dejavnosti 2008. / Data are published according to the 2008 Standard Classification of Activities.

Vir / Source: Statistični urad Republike Slovenije / Statistical Office of the Republic of Slovenia



4. Indeksi cen storitev pri proizvajalcih – skupaj, Slovenija, 2006–2009¹⁾

Services producer price indices - total, Slovenia, 2006 - 2009¹⁾

predhodno četrletje / previous quarter = 100

	1. čtrl./qtrl	2. čtrl./qtrl	3. čtrl./qtrl	4. čtrl./qtrl	
2006	...	100,2	100,2	100,0	2006
2007	102,3	100,9	100,7	100,9	2007
2008	101,3	100,7	100,2	99,9	2008
2009	100,4	99,8	100,3	99,6	2009

... ni podatka / data not available

1) Podatki so objavljeni po Standardni klasifikaciji dejavnosti 2008.
Data are published according to the 2008 Standard Classification of Activities.

Vir / Source: Statistični urad Republike Slovenije / Statistical Office of the Republic of Slovenia

5. Indeksi cen storitev pri proizvajalcih – skupaj, Slovenija, 2006–2009¹⁾

Services producer price indices - total, Slovenia, 2006 - 2009¹⁾

zadnje četrletje preteklega leta / last quarter of the previous year = 100

	1. čtrl./qtrl	2. čtrl./qtrl	3. čtrl./qtrl	4. čtrl./qtrl	
2006	2006
2007	102,3	103,3	104,0	105,0	2007
2008	101,3	102,0	102,2	102,1	2008
2009	100,4	100,2	100,5	100,1	2009

... ni podatka / data not available

1) Podatki so objavljeni po Standardni klasifikaciji dejavnosti 2008.
Data are published according to the 2008 Standard Classification of Activities.

Vir / Source: Statistični urad Republike Slovenije / Statistical Office of the Republic of Slovenia

6. Indeksi cen storitev pri proizvajalcih – skupaj, Slovenija, 2006–2009¹⁾

Services producer price indices - total, Slovenia, 2006 - 2009¹⁾

isto četrletje preteklega leta / same quarter of the previous year = 100

	1. čtrl./qtrl	2. čtrl./qtrl	3. čtrl./qtrl	4. čtrl./qtrl	
2006	2006
2007	102,7	103,5	104,1	105,0	2007
2008	104,0	103,7	103,2	102,1	2008
2009	101,2	100,3	100,3	100,1	2009

... ni podatka / data not available

1) Podatki so objavljeni po Standardni klasifikaciji dejavnosti 2008.
Data are published according to the 2008 Standard Classification of Activities.

Vir / Source: Statistični urad Republike Slovenije / Statistical Office of the Republic of Slovenia

7. Indeksi cen storitev pri proizvajalcih – skupaj, Slovenija, 2006–2009¹⁾

Services producer price indices - total, Slovenia, 2006 - 2009¹⁾

Ø 2006 = 100

	1. čtrl./qtrl	2. čtrl./qtrl	3. čtrl./qtrl	4. čtrl./qtrl	
2006	99,71	99,91	100,09	100,11	2006
2007	102,42	103,37	104,14	105,13	2007
2008	106,49	107,19	107,45	107,30	2008
2009	107,75	107,51	107,82	107,41	2009

1) Podatki so objavljeni po Standardni klasifikaciji dejavnosti 2008.
Data are published according to the 2008 Standard Classification of Activities.

Vir / Source: Statistični urad Republike Slovenije / Statistical Office of the Republic of Slovenia



STATISTIČNI ZNAMENJI

- ... ni podatka
z statistično zaupno

STATISTICAL SIGNS

- ... data not available
z confidential

METODOLOŠKA POJASNILA**Namen statističnega raziskovanja**

Namen raziskovanja je pridobiti informacije o cenah reprezentativnih storitev v najpomembnejših storitvenih dejavnostih, ki se zaračunavajo poslovnim uporabnikom. Zbrani podatki so osnova za izračun osemnajstih delnih indeksov, iz teh pa se potem izračuna skupni indeks cen storitev pri proizvajalcih. Indeks cen storitev pri proizvajalcih oziroma spremenljivka prodajne cene tako meri četrtletne spremembe cen storitev, ki jih podjetja ali osebe, ki zastopajo podjetja, zagotavljajo drugim podjetjem kot kupcem storitev.

Pravna osnova za to raziskovanje

Raziskovanje se izvaja na podlagi Uredbe Evropskega parlamenta in Sveta (ES) št. 1158/05 z dne 6. julija 2005 o spremembah Uredbe Sveta (ES) št. 1165/98 o kratkoročnih statističnih kazalcih, na podlagi Zakona o državni statistiki (Uradni list RS, št. 45/95 in 9/01) in na podlagi letnega programa statističnih raziskovanj.

Koncept cene

Proizvajalčeva cena storitve je transakcijska cena oziroma cena, ki jo kupec (v našem primeru podjetje) plača za opravljeno storitev. V to ceno so zajete možne prejete subvencije, medtem, ko plačani davki, odobreni popusti in rabati vanjo niso zajeti. Pridobiti želimo cene storitev, ki so za izbrana podjetja pomembne, bodisi zato, ker se pogosto izvajajo, bodisi z vrednostnega vidika. Eno izmed meril je tudi to, da je mogoče storitev, ki se zagotavlja, spremljati (v enaki obliki in obsegu) danes in jo bo mogoče spremljati tudi v prihodnje.

Ker morajo biti zbrani podatki, ki se nanašajo na posamezna četrtletja, med seboj primerljivi, je treba opazovane storitve jasno specificirati. Dokončni seznam tipičnih storitev določimo v sodelovanju s posameznim podjetjem običajno na začetku koledarskega leta, po potrebi pa tudi med letom.

Zbiranje in zajetje podatkov

Podatki o cenah reprezentativnih storitev se zbirajo po naslednjih dejavnostih iz Standardne klasifikacije dejavnosti 2008:

- 49.4 Cestni tovorni promet in selitvena dejavnost,
- 50.1 + 50.2 Pomorski potniški promet, Pomorski tovorni promet,
- 51 Zračni promet,
- 52.1 Skladiščenje,
- 52.24 Pretovarjanje,
- 53.1 Izvajanje univerzalne poštne storitve,
- 53.2 Druga poštna in kurirska dejavnost,
- 58 Založništvo,
- 61 Telekomunikacijske dejavnosti,
- 62 Računalniško programiranje, svetovanje in druge s tem povezane dejavnosti,
- 63.1 Obdelava podatkov in s tem povezane dejavnosti; obratovanje spletnih portalov,
- 63.9 Dejavnosti tiskovnih agencij, drugo informiranje,
- 69.1 + 69.2 + 70.2 Pravne dejavnosti, Računovodske, knjigovodske in revizijske dejavnosti; davčno svetovanje, Podjetniško in poslovno svetovanje,

METHODOLOGICAL EXPLANATIONS**Purpose of the statistical survey**

The purpose of the survey is to obtain information on the prices of representative services in the most important service activities, which are charged to business users. The collected data provide the basis for calculating 18 partial indices, which are joined into the total services producer price index. The services producer price index or the output price variable thus measures quarterly changes in the prices of services that enterprises or persons representing enterprises provide to other enterprises as buyers of services.

Legal basis for the survey

The survey is carried out on the basis of the Regulation (EC) No 1158/05 of the European Parliament and of the Council of 6 July 2005 amending Council Regulation (EC) No 1165/98 concerning short-term statistics, the National Statistics Act (OJ RS, No 45/95 and 9/01) and the Annual Programme of Statistical Surveys.

Price concept

The price of a producer's service is a transaction price, i.e. the price the buyer (in our case enterprise) pays for the performed service. It includes possible subsidies received but excludes taxes paid, discounts and rebates given. We actually want to collect the prices of services that are important for selected enterprises either in terms of the frequency of performing the service or in terms of the value of the service. One of the criteria is also the fact that the service provided (in the same form and extent) can be monitored today and in the future.

To provide comparability of collected data among quarters, the observed services must be clearly specified. The final list of typical services is determined in co-operation with individual enterprise usually at the beginning of the calendar year, if necessary also during the year.

Data collection and coverage

Data on prices of representative services are collected by the following activities of the 2008 Standard Classification of Activities:

- 49.4 Freight transport by road and removal services
- 50.1 + 50.2 Sea and coastal passenger water transport, Sea and coastal freight water transport
- 51 Air transport
- 52.1 Warehousing and storage
- 52.24 Cargo handling
- 53.1 Postal activities under universal service obligation
- 53.2 Other postal and courier activities
- 58 Publishing activities
- 61 Telecommunications
- 62 Computer programming, consultancy and related activities
- 63.1 Data processing, hosting and related activities; web portals
- 63.9 Other information service activities
- 69.1 + 69.2 + 70.2 Legal activities, Accounting, bookkeeping and auditing activities; tax consultancy, Management consultancy activities



- 71 Arhitekturno in tehnično projektiranje; tehnično preizkušanje in analiziranje,
- 73 Oglaševanje in raziskovanje trga,
- 78 Zaposlovalne dejavnosti,
- 80 Varovanje in poizvedovalne dejavnosti,
- 81.2 Čiščenje.

V vzorcu je približno 800 naključno izbranih podjetij (vir za izbor teh podjetij je Poslovni register Slovenije), ki opravljajo storitve v okviru vsaj ene izmed zgoraj opredeljenih dejavnosti. V izračun skupnega indeksa cen storitev pri proizvajalcih je četrtno zajetih okoli 4000 cen storitev. Pretežni del cen se pridobi neposredno pri izbranih podjetjih s pomočjo individualnih vprašalnikov (na vprašalniku za posamezno podjetje so navedene le tiste storitve, za katere to podjetje sporoča cene po posameznih obdobjih), del cen pa iz javno objavljenih cenikov na svetovnem spletu.

Podjetja vnesejo v vprašalnik cene za obdobje med prvim in zadnjim dnevom tekočega četrtnja; v dvanajstih dneh po tem obdobju vprašalnik vrnejo na Statistični urad Republike Slovenije.

Delni indeksi se računajo in objavljajo na treh različnih ravneh dejavnosti, in sicer na ravni oddelka (označen z dvomestno številčno oznako) ali skupine (označena s trimestno številčno oznako) ali razreda (označen s štirimestno številčno oznako).

Bazno obdobje cen

Bazno obdobje cen za leto 2006 je leto 2006. To pomeni, da se cene tekočega četrtnja pri vsakem izračunu indeksov primerjajo s povprečnimi cenami iz leta 2006. Vsako naslednje leto se kot bazno obdobje cen upošteva zadnje četrtnje predhodnega leta. To pomeni, da se cene tekočega četrtnja pri vsakem izračunu indeksov primerjajo s cenami iz zadnjega četrtnja preteklega leta.

Bazno obdobje indeksov

Izbrano obdobje, v katerem je indeks enak 100, je leto 2006.

Uteževanje

Uteži temeljijo na podatkih iz Strukturne statistike podjetij o prihodkih od prodaje iz leta 2006. Razmerja med utežmi se spreminjajo letno. Prihodki od prodaje iz leta 2006 za zadnje opazovano leto, tj. leto 2009, so indeksirani na četrto četrtnje 2008 z ustreznim indeksom cen za oktober - december 2008 / \varnothing 2007.

Izračun indeksov

Individualne indekse za posamezno reprezentativno storitev izračunamo neposredno iz podatkov o cenah te storitve, in sicer tako, da ceno te storitve v posameznem četrtnju primerjamo z njeno ceno v zadnjem četrtnju preteklega leta. Izjema je leto 2006, pri katerem ceno posameznega četrtnja primerjamo s povprečno ceno za leto 2006.

Zapisano s formulo:

$$I_{pi} = \frac{P_{ii}}{P_{0i}} \times 100$$

kjer je:

I_{pi} individualni indeks i-te storitve,

P_{ii} cena i-te storitve v tekočem obdobju,

P_{0i} cena i-te storitve v baznem obdobju.

- 71 Architectural and engineering activities; technical testing and analysis
- 73 Advertising and market research
- 78 Employment activities
- 80 Security and investigation activities
- 81.2 Cleaning activities

The sample contains nearly 800 randomly selected enterprises (the source for selection of enterprises is the Business Register of Slovenia) providing services within at least one of the above-mentioned activities. The calculation of the total services producer price index includes around 4,000 prices of services each quarter. Most of the prices are collected directly from selected enterprises by means of individual questionnaires (each enterprise has on the questionnaire only those services for which it reports prices in the observed period), while a part of the prices is collected from price lists published on the world wide web.

The enterprises fill in the questionnaire prices for the period between the first and last day of the current quarter and return it within twelve days after current quarter to the Statistical Office of the Republic of Slovenia.

Partial indices are calculated and published at three levels of activities: division (two-digit code) or group (three-digit code) or class (four-digit code).

Price base period

The price base period for 2006 is 2006, which means that in every index calculation the prices of the current quarter are compared to average prices in 2006. In each subsequent year the price base period is the last quarter of the previous year, which means that in every index calculation the prices of the current quarter are compared to the prices in the last quarter of the previous year.

Index base period

The selected period, in which the index equals 100, is 2006.

Weighting

Weights base on Structural Business Statistics data on turnover in 2006. The ratios between weights are changed annually. For last observation year, i.e. 2009, turnover from 2006 was indexed to the fourth quarter of 2008 with the appropriate price index for October - December 2008 / \varnothing 2007.

Index calculation

Individual indices for each representative service are calculated directly from the data on prices by comparing the price in the individual quarter with the price in the last quarter of the previous year. The only exception is 2006, where the price in the individual quarter is compared with the average prices in 2006.

The formula is:

$$I_{pi} = \frac{P_{ii}}{P_{0i}} \times 100$$

where:

I_{pi} is individual index of the i service

P_{ii} is price of the i service in the current period

P_{0i} is price of the i service in the base period



Iz individualnih indeksov nato z navadno aritmetično sredino izračunamo agregatne indekse na ravni razreda ali na ravni skupine ali na ravni oddelka.

Zapisano s formulo:

$$\bar{I}_p = \frac{1}{n} \sum (I_{pi} + I_{pii} + \dots + I_{pn})$$

kjer je:

\bar{I}_p agregatni indeks razreda ali skupine ali oddelka,

I_{pi} individualni indeks i-te storitve v ustreznem razredu ali skupini ali oddelku,

n število individualnih indeksov (storitev) v ustreznem razredu ali skupini ali oddelku.

Vsak tak povprečni indeks potem pomnožimo še s pripadajočo utežjo, dobljene zmnožke pa združujemo višje vse do skupnega indeksa.

Zapisano s formulo:

$$I_p = \frac{\sum_{i=1}^n \bar{I}_{pi} \times w_{0i}}{\sum_{i=1}^n w_{0i}} \times 100$$

kjer je:

I_p skupni indeks,

\bar{I}_{pi} agregatni indeks i-tega razreda ali skupine ali oddelka,

w_{0i} utež i-tega razreda ali skupine ali oddelka v baznem obdobju uteži,

n število dejavnosti.

Indeksi so verizno povezani preko indeksne baze; to pomeni, da so izvedeni in izračunani na osnovi povprečja 2006.

Primeri izračuna indeksov za 4. četrletje 2009

Bazni indeks, ki kaže povprečno spremembo cen v tekočem četrletju glede na povprečje v letu 2006:

$$\frac{4.\check{c}tr1.09}{\Phi 06} = \frac{4.\check{c}tr1.09}{4.\check{c}tr1.08} \times \frac{4.\check{c}tr1.08}{\Phi 06} \div 100$$

Četrletni indeks, ki kaže povprečno spremembo cen v tekočem četrletju glede na preteklo četrletje:

$$\frac{4.\check{c}tr1.09}{3.\check{c}tr1.09} = \frac{4.\check{c}tr1.09}{\Phi 06} \div \frac{3.\check{c}tr1.09}{\Phi 06} \times 100$$

Letni indeks, ki kaže povprečno spremembo cen v enem letu:

$$\frac{4.\check{c}tr1.09}{4.\check{c}tr1.08} = \frac{4.\check{c}tr1.09}{\Phi 06} \div \frac{4.\check{c}tr1.08}{\Phi 06} \times 100$$

From individual indices aggregate indices at the class / group / division level are calculated by using the simple arithmetic mean.

The formula is:

$$\bar{I}_p = \frac{1}{n} \sum (I_{pi} + I_{pii} + \dots + I_{pn})$$

where:

\bar{I}_p is aggregate class/group/division index

I_{pi} is individual index of the i service in the appropriate class/group/division

n is number of individual indices (services) in the appropriate class/group/division

Each average index is further on multiplied by the appropriate weight. The products are grouped higher until the total index is calculated.

The formula is:

$$I_p = \frac{\sum_{i=1}^n \bar{I}_{pi} \times w_{0i}}{\sum_{i=1}^n w_{0i}} \times 100$$

where:

I_p is total index

\bar{I}_{pi} is aggregate index of the i class/group/division

w_{0i} is weight of the i class/group/division in the weight base period

n is number of activities

Indices are chain linked via the index base, which means that they are derived and calculated through the 2006 average.

Examples of index calculation for the fourth quarter of 2009

Base index, which shows the average price change in the current quarter compared to the average in 2006:

$$\frac{4^{th} qtr109}{\Phi 06} = \frac{4^{th} qtr109}{4^{th} qtr108} \times \frac{4^{th} qtr108}{\Phi 06} \div 100$$

Quarterly index, which shows the average price change in the current quarter compared to the previous quarter:

$$\frac{4^{th} qtr109}{3^{rd} qtr109} = \frac{4^{th} qtr109}{\Phi 06} \div \frac{3^{rd} qtr109}{\Phi 06} \times 100$$

Annual index, which shows the average price change in one year:

$$\frac{4^{th} qtr109}{4^{th} qtr108} = \frac{4^{th} qtr109}{\Phi 06} \div \frac{4^{th} qtr108}{\Phi 06} \times 100$$



Povprečni letni indeks, ki kaže povprečno spremembo cen v vseh četrtletjih tekočega leta (do takrat) glede na enako obdobje preteklega leta:

$$\frac{\Phi_{1.-4.\check{c}tr1.09}}{\Phi_{1.-4.\check{c}tr1.08}} = \left(\frac{1.\check{c}tr1.09}{\Phi_{06}} + \dots + \frac{4.\check{c}tr1.09}{\Phi_{06}} \right) \div \left(\frac{1.\check{c}tr1.08}{\Phi_{06}} + \dots + \frac{4.\check{c}tr1.08}{\Phi_{06}} \right) \times 100$$

Objavljanje

Četrtno:

- Prva objava
- podatkovni portal SI-STAT – www.stat.si

Letno:

- Statistične informacije
- Statistični letopis RS

Average annual index, which shows the average price change in all quarters (so far) of the current year compared to the same period of the previous year:

$$\frac{\Phi_{1^{st}-4^{th}qtr1.09}}{\Phi_{1^{st}-4^{th}qtr1.08}} = \left(\frac{1^{st}qtr1.09}{\Phi_{06}} + \dots + \frac{4^{th}qtr1.09}{\Phi_{06}} \right) \div \left(\frac{1^{st}qtr1.08}{\Phi_{06}} + \dots + \frac{4^{th}qtr1.08}{\Phi_{06}} \right) \times 100$$

Publishing

Quarterly:

- First Release
- SI-STAT data portal – www.stat.si

Annually:

- Rapid Reports
- Statistical Yearbook of the Republic of Slovenia

Sestavili / Prepared by: Andreja Intihar, Katja Poglajen Ručigaj

Izdaja, založba in tisk Statistični urad Republike Slovenije, Ljubljana, Vožarski pot 12 - **Uporaba in objava podatkov dovoljena le z navedbo vira** - Odgovarja generalna direktorica mag. Irena Krizman - Urednica zbirke Statistične informacije Marina Urbas - Urednica podzbirke Ema Mišič - Slovensko besedilo jezikovno uredila Ivanka Zobec - Angleško besedilo jezikovno uredil Boris Panič - Naklada 35 izvodov - ISSN zbirke Statistične informacije 1408-192X - ISSN podzbirke Cene 1408-8894 - Informacije daje Informacijsko središče, tel.: (01) 241 51 04 - El. pošta: info.stat@gov.si - <http://www.stat.si>.

Edited, published and printed by the Statistical Office of the Republic of Slovenia, Ljubljana, Vožarski pot 12 - **These data can be used provided the source is acknowledged** - Director-General Irena Krizman - Rapid Reports editor Marina Urbas - Subject-matter editor Ema Mišič - Slovene language editor Ivanka Zobec - English language editor Boris Panič - Total print run 35 copies - ISSN of Rapid Reports 1408-192X - ISSN of subcollection Prices 1408-8894 - Information is given by the Information Centre of the Statistical Office of the Republic of Slovenia, tel.: +386 1 241 51 04 - E-mail: info.stat@gov.si - <http://www.stat.si>.