

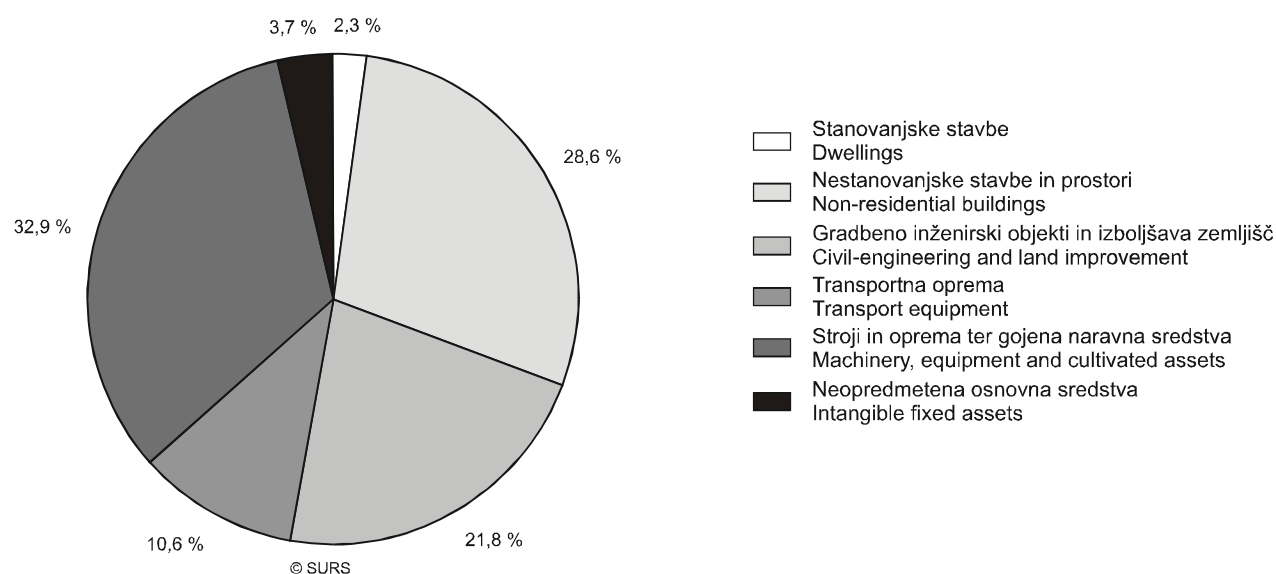


BRUTO INVESTICIJE V OSNOVNA SREDSTVA, SLOVENIJA, 2008  
GROSS INVESTMENT, SLOVENIA, 2008

- ▶ V letu 2008 so podjetja, družbe in organizacije ustvarili za 6.731,4 milijona EUR investicij v nova in rabljena osnovna sredstva.
- ▶ V celotni strukturi investicij so največji delež obsegale investicije v nove in rabljene gradbene objekte, in sicer skoraj 53 %.
- ▶ Največji delež vrednosti vseh investicij v nova in rabljena osnovna sredstva (več kot 78 %), so ustvarile dejavnosti, ki so v SKD 2008 uvrščene v področja C, H, O, G, J, D in K.
- ▶ Občina Ljubljana je med vsemi občinami ustvarila največji delež vrednosti vseh bruto investicij v nova osnovna sredstva (več kot 30 %).
- ▶ Več kot polovico vrednosti vseh investicij v Sloveniji v letu 2008 so ustvarili v občinah Ljubljana, Maribor, Koper, Novo mesto, Celje in Kranj.
- ▶ Vrednost vlaganj na prebivalca je bila največja v osrednjeslovenski regiji (4.409 EUR), sledili sta ji obalno-kraška regija (4.236 EUR) in jugovzhodna Slovenija (3.151 EUR).
- ▶ In 2008, enterprises, companies and organisations paid EUR 6,731.4 million for gross investment (new and existing assets).
- ▶ The largest share of total gross investment was paid for new and existing buildings and structures, i.e. 53%.
- ▶ The largest share of gross investment - new and existing assets (more than 78%) was created by sections C, H, O, G, J, D and K of the Standard Classification of Activities (SKD 2008).
- ▶ As regards municipalities, the largest share of gross investment in new assets was created in Ljubljana (more than 30%).
- ▶ In 2008 more than a half of total gross investment in Slovenia was created in municipalities Ljubljana, Maribor, Koper, Novo mesto, Celje and Kranj.
- ▶ The largest per capita investment by statistical regions was observed in the Osrednjeslovenska region (EUR 4,409), followed by Obalno-Kraška (EUR 4,236) and Jugovzhodna Slovenija (EUR 3,151).

Slika 1: Struktura bruto investicij v nova in rabljena osnovna sredstva, Slovenija, 2008

Figure 1: Structure of gross investment in new and existing assets, Slovenia, 2008



Podjetja, družbe in organizacije z najmanj 20 zaposlenimi so v letu 2008 ustvarili za 6.731,4 milijona EUR investicij v nova in rabljena osnovna sredstva, leto pred tem pa za 6.214,3 milijona EUR. Nominalna rast bruto investicije glede na leto 2007 je bila tako več kot 8-odstotna. To pomeni realno povečanje, saj je bila povprečna stopnja inflacije v letu 2008 5,7-odstotna.

#### Viri za financiranje bruto investicij

Podjetja, družbe in organizacije so sredstva za svoje investicije v letu 2008 črpali v glavnem iz lastnih virov in iz združenih sredstev, in sicer so iz tega vira pridobili 49,1 % sredstev; iz finančnih kreditov in lizinga so pridobili 33,1 % sredstev; viri iz namenskih skladov (predvsem iz proračuna države in občin) ter osnovna sredstva, pridobljena brez denarnih nadomestil (brezplačno), so predstavljali 17,8 % vseh sredstev za investicije v nova in rabljena osnovna sredstva. V primerjavi z letom 2007 se struktura virov financiranja ni bistveno spremenila; lastni viri so ostali na enaki ravni; viri iz finančnih kreditov in lizinga so se povečali, financiranje iz namenskih skladov pa se je zmanjšalo (slika 2).

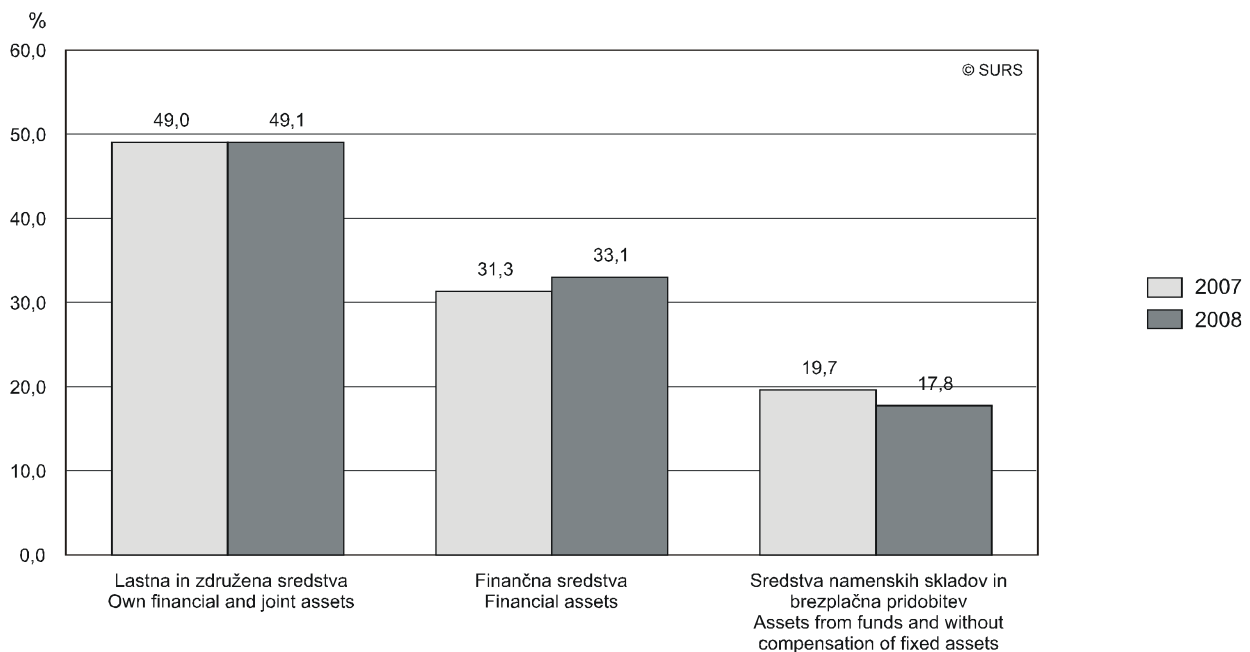
In 2008, enterprises, companies and organisations employing 20 or more employees created EUR 6,731.4 million gross investment (new and existing assets); in 2007 EUR 6,214.3 million was created. The nominal increase compared to 2007 was more than 8.0%, which means that there was a real increase since the annual inflation rate in 2008 was 5.7%.

#### Sources of financing of gross investment

In 2008 the enterprises financed their gross investment mostly by own financial assets and joint assets (49.1%), followed by financial credits and leasing (33.1%). Obtaining assets of funds - mostly from the state and municipalities budgets - and fixed assets without monetary compensation represented 17.8% of gross investment in new and existing fixed assets. Compared to 2007 the structure of financing did not change significantly; own financial assets remained on the same level and the financial assets increased. The financing from own funds decreased as well (Figure 2).

**Slika 2: Struktura virov financiranja bruto investicij v nova in rabljena osnovna sredstva, Slovenija, 2008**

Figure 2: Structure of financing of gross investment in new and existing fixed assets, Slovenia, 2008



Vir: Statistični urad Republike Slovenije / Source: Statistical Office of the Republic of Slovenia

### BRUTO INVESTICIJE PO DEJAVNOSTI

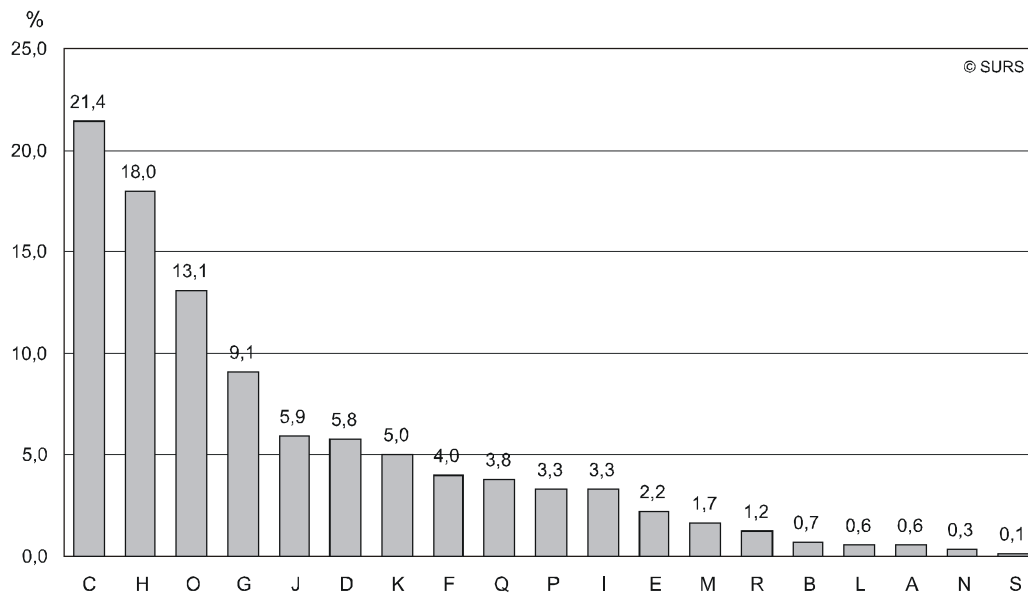
Prikaz strukture bruto investicij v nova in rabljena osnovna sredstva v letu 2008 kaže, da je bila vrednost vlaganj največja v industriji (področja dejavnosti B, C, D in E po SKD 2008), in sicer je dosegla več kot 30-odstotni delež vrednosti vseh investicij v nova in rabljena osnovna sredstva (slika 3).

### GROSS INVESTMENT BY ACTIVITY

The largest investment was created by industry (sections B, C, D and E) with more than 30% of total investment in 2008, which is shown in the structure of gross investment. (Figure 3).

**Slika 3: Struktura bruto investicij v nova in rabljena osnovna sredstva po dejavnosti investitorja (SKD 2008), Slovenija, 2008**

Figure 3: Structure of gross investment in new and existing assets by activity of investor (SKD 2008), Slovenia, 2008



Področja dejavnosti SKD 2008 / SKD 2008, sections of activity:

- A Kmetijstvo, lov, gozdarstvo in ribištvo / Mining and quarrying
- B Rudarstvo / Mining and quarrying
- C Predelovalne dejavnosti / Manufacturing
- D Oskrba z električno energijo, plinom in paro / Electricity, gas, steam and air conditioning supply
- E Oskrba z vodo; ravnanje z odpadki; saniranje okolja / Water supply, sewerage management and remediation activities
- F Gradbeništvo / Construction
- G Trgovina; popravila mot. vozil / Wholesale and retail trade; repair of motor vehicles
- H Promet in skladiščenje / Transport and storage
- I Gostinstvo / Accommodation and food service activities
- J Informacijske in komunikacijske dejavnosti / Information and communication
- K Finančne in zavarovalniške dejavnosti / Financial and insurance activities
- L Poslovanje z nepremičninami / Real estate activities
- M Strokovne, znanstvene in tehnične dejavnosti / Professional, scientific and technical activities
- N Druge raznovrstne dejavnosti / Administrative and support service activities
- O Dejavnost javne uprave in obramba; dejavnost socialne varnosti / Public admin. and defence; compulsory social security
- P Izobraževanje / Education
- Q Zdravstvo in socialno varstvo / Human health and social work activities
- R Kulturne, razvedrilne in rekreacijske dejavnosti / Arts, entertainment and recreation
- S Druge dejavnosti / Other service activities

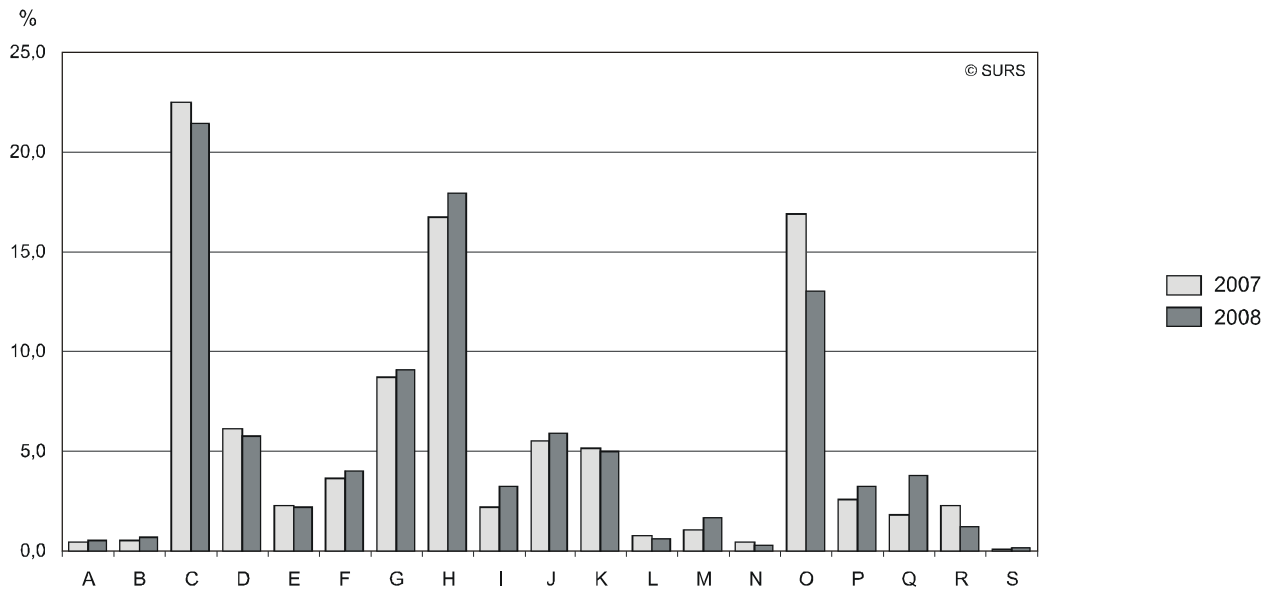
Vir: Statistični urad Republike Slovenije / Source: Statistical Office of the Republic of Slovenia

V letu 2008 so največji delež vrednosti vseh investicij v nova in rabljena osnovna sredstva v primerjavi z letom 2007 ustvarile predelovalne dejavnosti (področje C), in sicer 21,4 % vrednosti, leto prej pa 22,5 %. Sledile so jim naslednje dejavnosti: promet in skladiščenja (področje H) z 18,0 %, dejavnost javne uprave in obrambe; dejavnost socialne varnosti (področje O) s 13,1 % in trgovina; popravila motornih vozil (področje G) z 9,1 %. V letu 2007 je dejavnost promet in skladiščenje (področje H) ustvarila 16,7 % vrednosti vseh investicij, dejavnost javne uprave in obrambe; dejavnost socialne varnosti (področje O) 16,9 % in trgovina; popravila motornih vozil (področje G) 8,7 % vrednosti vseh investicij (slika 4).

Both in 2008 and in 2007 the largest share of gross investment in new and existing assets was created by manufacturing (section C); in 2008 21.4% and in 2007 22.5%. In 2008 section C was followed by transport, storage and communication (section H) with 18.0%, public administration (section O) with 13.1% and wholesale, trade and repair of motor vehicles (section G) with 9.1%. In 2007 section C was followed by transport, storage and communication (section H) with 16.7%, public administration (section O) with 16.9% and wholesale, trade, repair of motor vehicles (section G) with 8.7% (Figure 4).

**Slika 4: Struktura bruto investicij v nova in rabljena osnovna sredstva po dejavnosti investitorja (SKD 2008), Slovenija, 2007 in 2008**

Figure 4: Structure of gross investment in new and existing assets by activity of investor (SKD 2008), Slovenia, 2007 and 2008



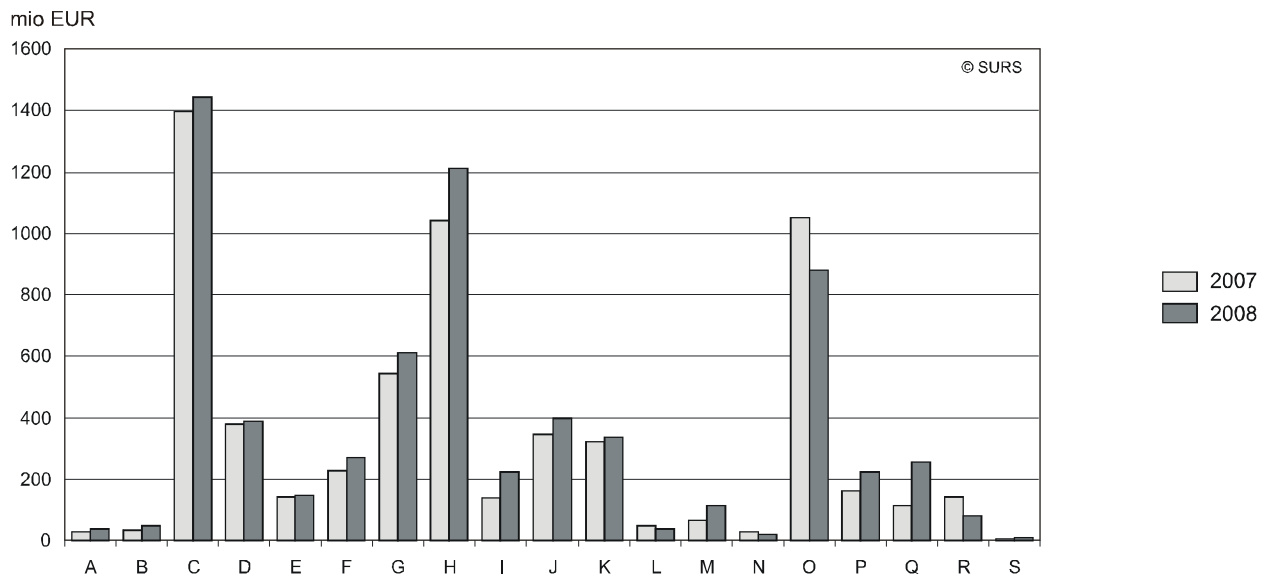
Vir: Statistični urad Republike Slovenije / Source: Statistical Office of the Republic of Slovenia

Kot smo že ugotovili, je bilo nominalno povečanje vrednosti bruto investicij v letu 2008 v primerjavi s predhodnim letom več kot 8-odstotno. Primerjava podatkov po področjih dejavnosti med letoma 2008 in 2007 kaže, da se je vrednost investicijskih vlaganj najbolj povečala v zdravstvu (področje dejavnosti Q), in sicer za 124 %. Vrednost investicijskih vlaganj v druge dejavnosti (področje S), je bila večja skoraj za 81 %, v strokovne, znanstvene in tehnične dejavnosti (področje M) za 67, v dejavnosti gostinstvo (področje I) skoraj za 62 % in v dejavnost rudarstvo (področje B) več kot za 40. V vseh omenjenih področjih dejavnosti so se v letu 2008 v primerjavi z letom 2007 povečale investicijske naložbe v gradbene objekte (slika 5).

As already stated, compared to 2007 the nominal increase in gross investment in 2008 was more than 8%. The data comparison between 2007 and 2008 by sections of activity shows that the largest increase in investment was recorded in human health and social work activities (section Q) with 124%. An increase of nearly 81% was recorded in other service activities (section S). In professional, scientific and technical activities (section M) an increase of 67% was recorded. The increase in investment was shown in 2008 compared to 2007 also in accommodation and food service activities (section I) with almost 62%. An increase of more than 40% was also observed in mining and quarrying (section B). In 2008 compared to 2007 in all mentioned sections of activity an increase of investing in construction work was observed. (Figure 5).

**Slika 5: Bruto investicije v nova in rabljena osnovna sredstva po dejavnosti investitorja (SKD 2008), Slovenija, 2007 in 2008**

Figure 5: Gross investment in new and existing fixed assets by activity of investor (SKD 2008), Slovenia, 2007 and 2008



Vir: Statistični urad Republike Slovenije / Source: Statistical Office of the Republic of Slovenia

#### BRUTO INVESTICIJE GLEDE NA NAMEN INVESTIRANJA

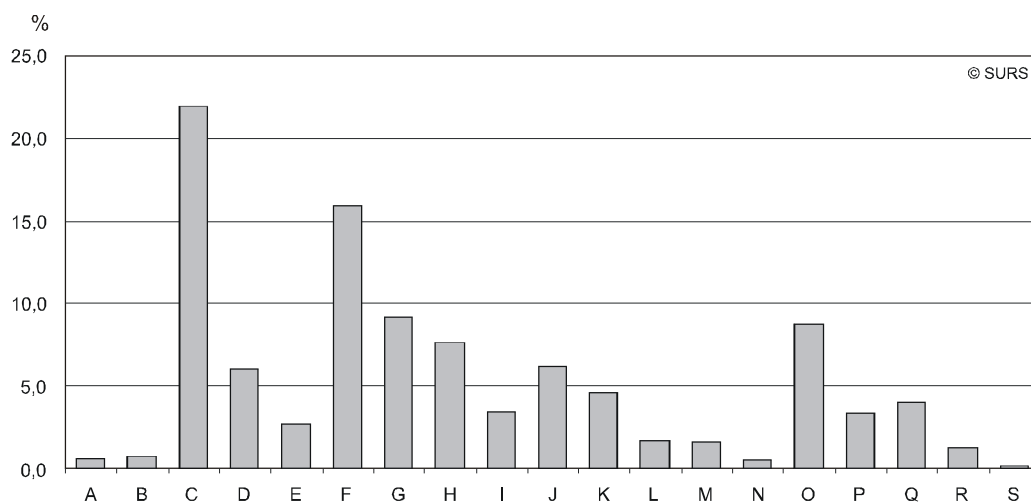
Bruto investicije v nova osnovna sredstva v letu 2008 so znašale 6.401,4 milijona EUR, leto prej pa 5.944,6 milijona EUR. Zanimiv je prikaz strukture vrednosti bruto investicij glede na namen investiranja v letu 2008 kjer v gradbeništvo (področje F) razporedimo gradbena inženirska dela, predvsem ceste. V letu 2008 se je največ vlagalo v predelovalne dejavnosti (področje C), in sicer 21,9 % vrednosti vseh investicij. Sledile so dejavnosti gradbeništvo (področje F) s 15,9 %, trgovina; popravila motornih vozil (področje G) z 9,2 %, dejavnost javne uprave in obrambe; socialne varnosti (področje O) z 8,7 % in promet in skladiščenje, (področje H) z 7,6 %. Omenjena področja dejavnosti (C, F, G, O in H), v katera se je investiralo, so obsegala več kot 63-odstotni delež vrednosti vseh investicij v nova osnovna sredstva v letu 2008 (slika 6).

#### GROSS INVESTMENT BY PURPOSE

In 2008, gross investment in new assets amounted to EUR 6.401,4 million and a year before to EUR 5.944.6 million. The comparison of the structure of gross investment in new assets by purpose is interesting for 2008 because of the reclassification of civil-engineering (especially of streets) in construction (section F). In 2008 the largest share was created by manufacturing (section C) with 21.9%, followed by construction (section F) with 15.9%, wholesale, retail and repair of motor vehicles (section G) with 9.2%, public administration (section O) with 8.7% and transport and storage (section H) with 7.6%. All mentioned sections (C, F, G, O and H) together created more than 63% of total investment in new assets in 2008 (Figure 6).

**Slika 6: Struktura bruto investicij v nova osnovna sredstva glede na namen investiranja po dejavnostih, v katera se je investiralo, Slovenija, 2008**

Figure 6: Structure of gross investment in new assets by activities where investment was created, Slovenia, 2008



Vir: Statistični urad Republike Slovenije / Source: Statistical Office of the Republic of Slovenia



**Bruto investicije v osnovna sredstva**

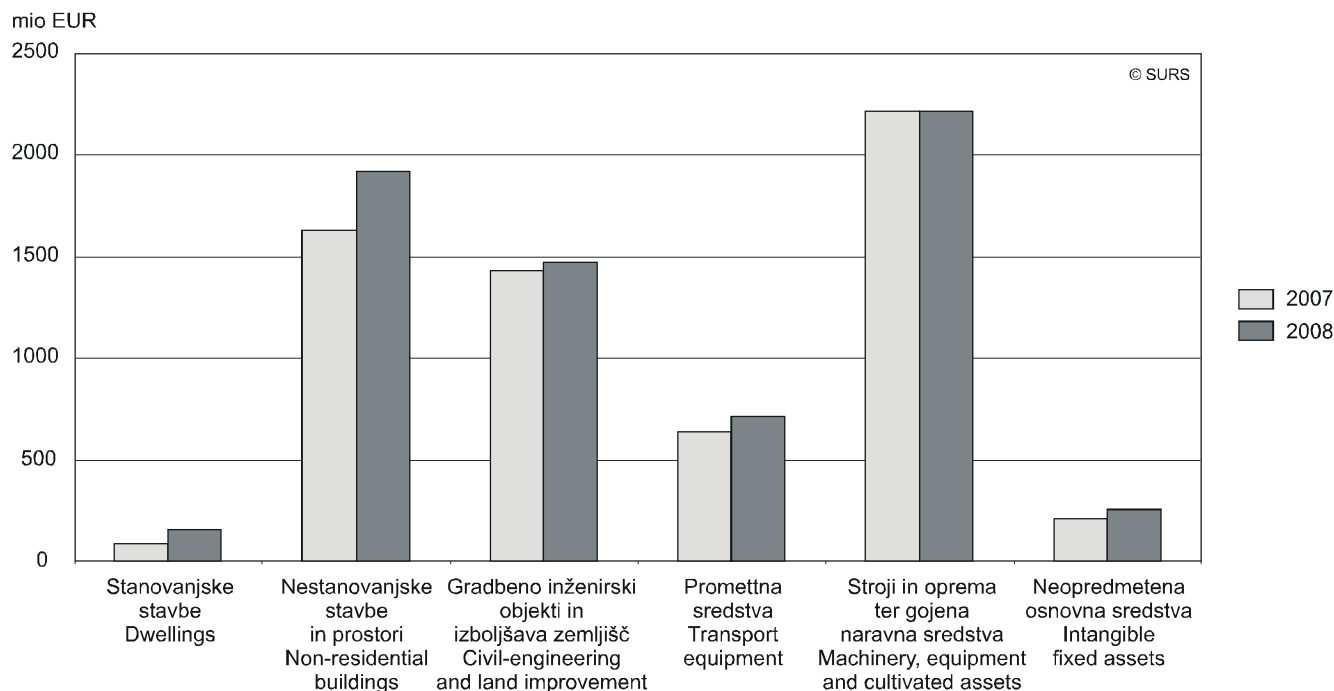
V sliki 7 prikazujemo bruto investicije v nova in rabljena osnovna sredstva po skupinah. V letu 2008 so se v primerjavi s predhodnim letom najbolj povečala vlaganja v naslednja osnovna sredstva: v stanovanjske stavbe (za 78,9 %), v neopredmetena osnovna sredstva (za 21,0 %) in v nestanovanjske stavbe (za 17,7 %).

**Gross investments in fixed assets**

Figure 7 presents gross investments in new and existing assets by groups. In 2008 the largest investment increase over the previous year was observed in the following fixed assets: dwellings (by 78.9%), intangible fixed assets (by 21.0%) and non-residential buildings (by 17.7%).

**Slika 7: Bruto investicij v nova in rabljena osnovna sredstva po skupinah osnovnih sredstev, Slovenija, 2007 in 2008**

Figure 7: Gross investment in new and existing assets by types of fixed assets, Slovenia, 2007 and 2008



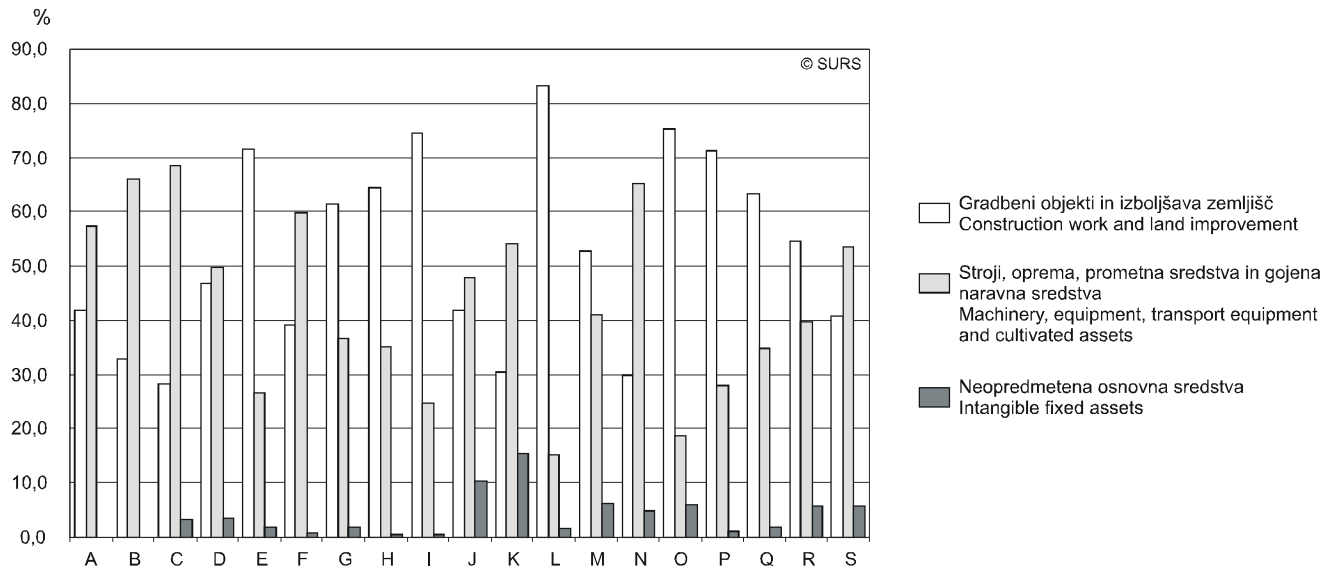
Vir: Statistični urad Republike Slovenije / Source: Statistical Office of the Republic of Slovenia

Deleži bruto investicij v stroje, opremo, transportna sredstva in gojena naravna sredstva so bili največji v predelovalnih dejavnostih (področje C), saj so tam za te namene namenili 68,8 % vrednosti vseh investicijskih sredstev v letu 2008. Sledile so dejavnosti rudarstvo (področje B) s 66,2 %, druge raznovrstne dejavnosti (področje N) s 65,3 % in gradbeništvo (področje F) z 59,8 %. Gradili pa so največ v dejavnosti poslovanje z nepremičninami (področje L), saj so za gradbene objekte in izboljšavo zemljišč namenili 83,2 % vrednosti vseh bruto investicij v letu 2008, sledili so dejavnost javne uprave in obrambe; dejavnost socialne varnosti (področje O) s 75,2 %, gostinstvo (področje I) s 74,5 %, oskrba z vodo, ravnanje z odpadki in odpadki; saniranje okolja (področje E) z 71,6 % in izobraževanje (področje P) z 71,1 % (slika 8).

The share of gross investment in machinery, equipment, transport equipment and cultivated assets was the largest in manufacturing (section C) as for that purpose 68.8% of total investment was intended in 2008. This was followed by mining and quarrying (section B) with 66.2%, administrative and support service (section N) with 65.3% and construction (section F) with 59.8%. Most construction took place in real estate activities (section L), where in 2008 83.2% of total investment from that section was intended for construction work and land improvement, followed by public administration (section O) with 75.2%, accommodation and food service activities (section I) with 74.5%, water supply services, sewerage, waste management and remediation activities (section E) with 71.6% and education (section P) with 71.1% (Figure 8).

**Slika 8: Deleži bruto investicij v nova in rabljena osnovna sredstva po skupinah osnovnih sredstev – po dejavnosti investitorja (SKD 2008), Slovenija, 2008**

Figure 8: Shares of new and existing types of assets by activity of investor (SKD 2008), Slovenia, 2008



Vir: Statistični urad Republike Slovenije / Source: Statistical Office of the Republic of Slovenia

## BRUTO INVESTICIJE PO TERITORIALNI RAZDELITVI

Podatke o bruto investicijah v nova osnovna sredstva prikazujemo tudi po občinah in statističnih regijah.

### Bruto investicije po občinah

V občinah je bilo v letu 2008 investiranih v nova osnovna sredstva 6.401,4 milijona EUR, leto prej pa 5.944,6 milijona EUR. Med občinami je bila v letu 2008 po deležu vseh ustvarjenih investicij v nova osnovna sredstva, na prvem mestu občina Ljubljana (30,5 %); sledile so ji občine Maribor (6,5 %), Koper (4,3 %), Novo mesto (3,5 %), Celje (3,1 %), in Kranj (2,0 %). V omenjenih šestih občinah je bila v letu 2008 ustvarjena skoraj polovica (49,9 %) vrednosti vseh investicijskih sredstev v Sloveniji (slika 9).

## GROSS INVESTMENT BY CLASSIFICATION OF TERRITORY

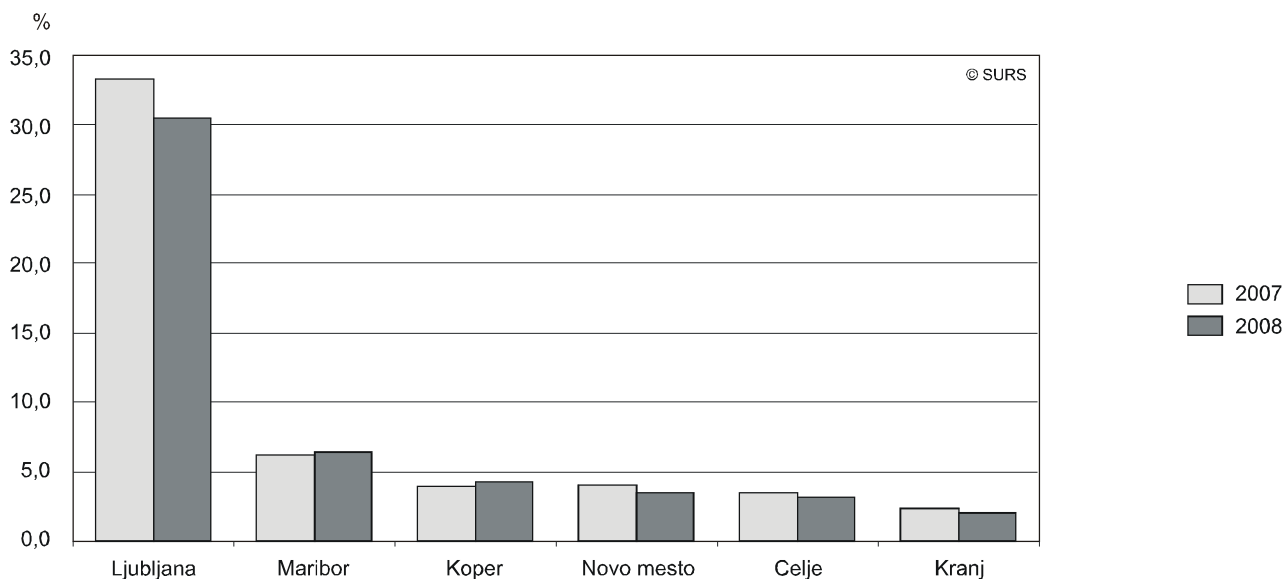
The data on gross investment by classification of territory are shown by municipalities and statistical regions.

### Gross investment by municipalities

In municipalities EUR 6,401.4 million was invested in 2008 in new assets, while in 2007 EUR 5,944.6 million was invested. Among the municipalities the largest share of gross investment was created in Ljubljana (30.5%), followed by Maribor (6.5%), Koper (4.3%), Novo mesto (3.5%), Celje (3.1%) and Kranj (2.0%). Nearly a half (49.9%) of total investment was created in the mentioned six municipalities (Figure 9).

**Slika 9: Struktura bruto investicij v nova osnovna sredstva po občinah, v katera se je investiralo, Slovenija, 2007 in 2008**

Figure 9: Structure of gross investment in new assets by municipalities where investment was created, Slovenia, 2007 and 2008



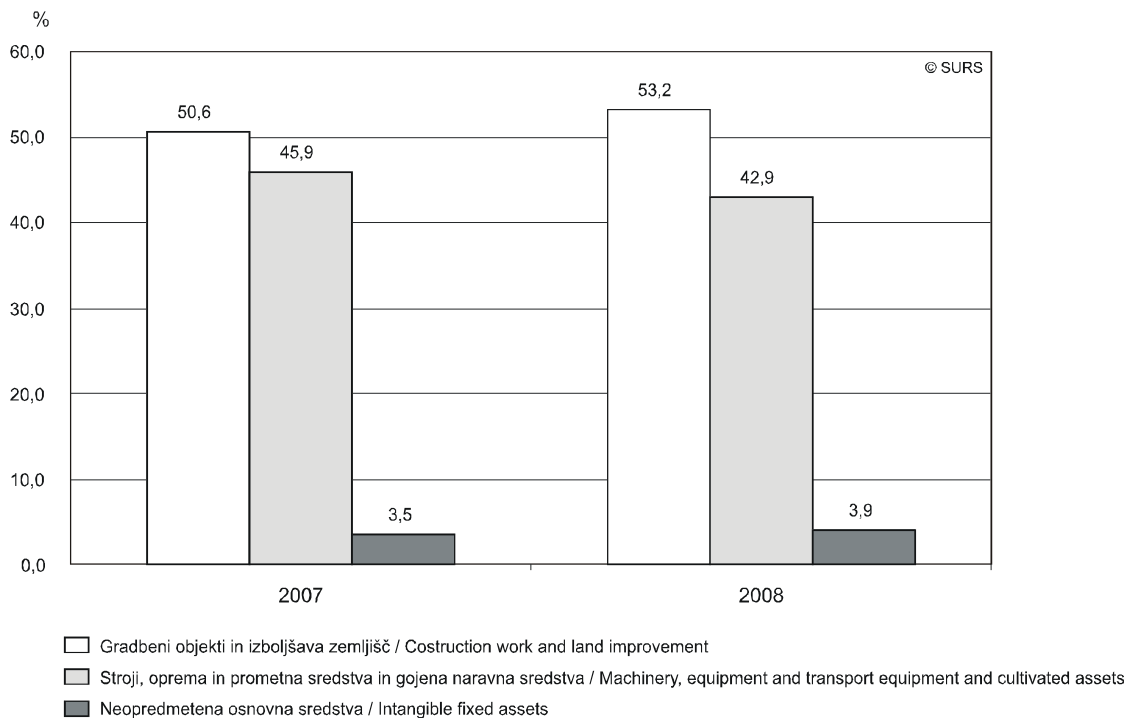
Vir: Statistični urad Republike Slovenije / Source: Statistical Office of the Republic of Slovenia

Prikaz bruto investicij v nova osnovna sredstva kaže, da se je v občinah v letih 2007 in 2008 investiralo največ sredstev predvsem v gradbene objekte, sledili so stroji; oprema, prometna sredstva in gojena naravna sredstva, in sicer v povprečju v obeh letih okoli 96 % (slika 10).

In 2008 and 2007 municipalities mostly invested in construction work, followed by machinery; equipment, transport and cultivated assets with on average around 96% of total gross investment in new assets (Figure 10).

**Slika 10: Struktura bruto investicij v nova osnovna sredstva po skupinah sredstev, v katera se je investiralo v občinah, Slovenija, 2007 in 2008**

Figure 10: Structure of gross investment in new fixed assets by types of assets where investment was created in municipalities, Slovenia, 2007 and 2008



Vir: Statistični urad Republike Slovenije / Source: Statistical Office of the Republic of Slovenia



### Bruto investicije po statističnih regijah

V statističnih regijah je bilo v letu 2008 investiranih v nova osnovna sredstva 6.401,4 milijona EUR, leto prej pa 5.944,6 milijona EUR.

Struktura bruto investicij v nova osnovna sredstva po statističnih regijah, v letih 2007 in 2008, kaže, da je največji delež vrednosti vseh investicij v obeh letih prispevala osrednjeslovenska regija (v letu 2008 35,6 %, v letu 2007 pa 38,2 %), za njo pa podravska regija (14,1 % v letu 2008 in 13,6 % v letu 2007) in za savinjska regija (10,5 % v letu 2008 in 11,0 % v letu 2007) (slika 11).

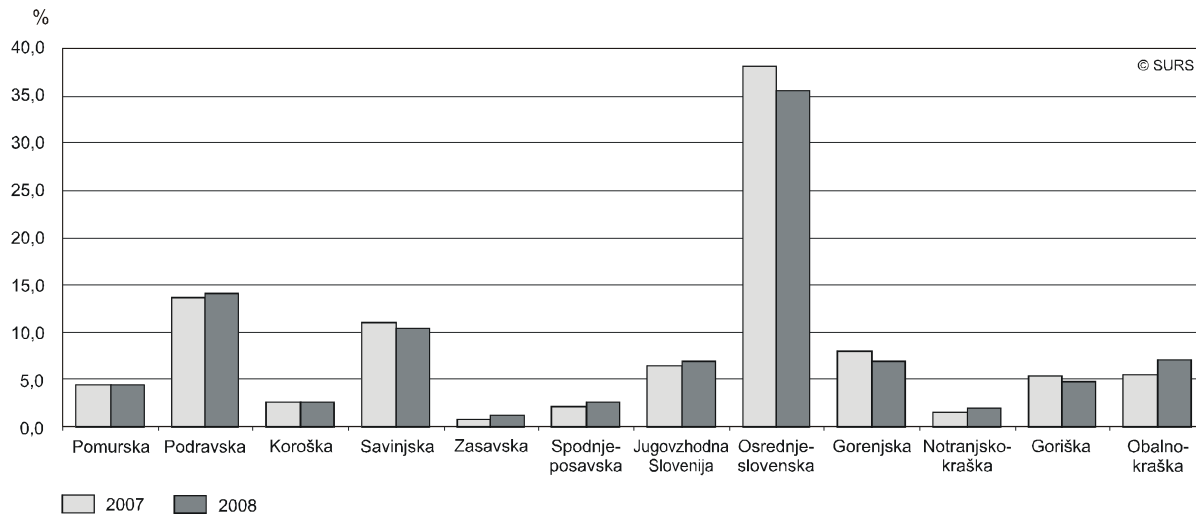
### Gross investment by statistical regions

In statistical regions EUR 6,401.4 million was invested in 2008 in new assets, while in 2007 EUR 5,944.6 million was invested.

In the Osrednjeslovenska statistical region the largest share of gross investment was created in 2008 (35.6%) and in 2007 (38.2%) – this was revealed by the review of the structure of gross investment in new assets by statistical regions. This region was followed by Podravska with 14.1% of total investment in 2008 and 13.5% in 2007 and Savinjska with 10.5% of total investment in 2008 and 11.0% in 2007 (Figure 11).

### Slika 11: Struktura bruto investicij v nova osnovna sredstva po regijah, v katere se je investiralo, Slovenija, 2007 in 2008

Figure 11: Structure of gross investment in new fixed assets by statistical regions where investment was created, Slovenia, 2007 and 2008



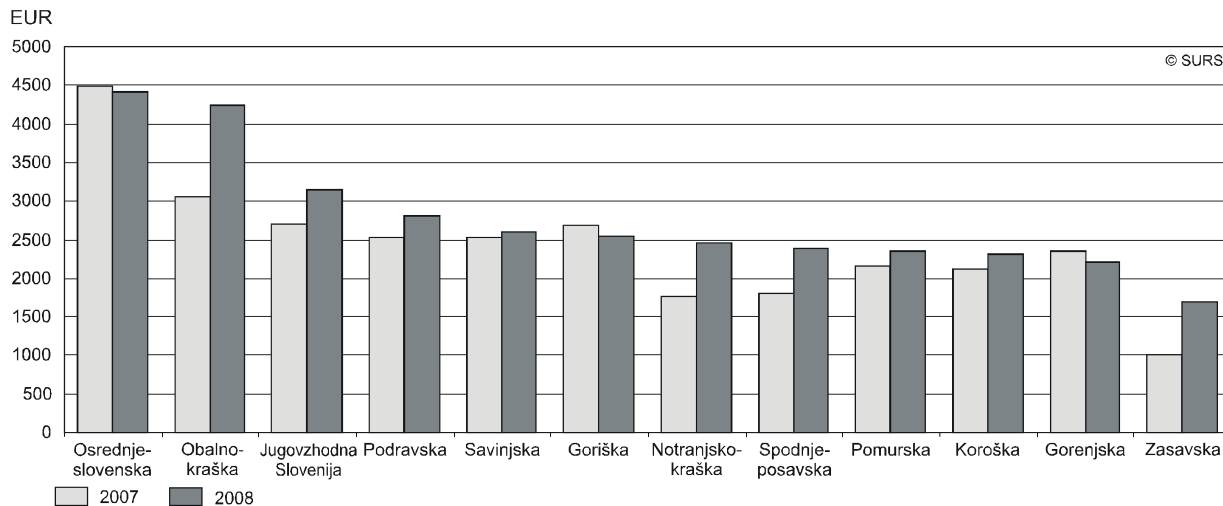
Vir: Statistični urad Republike Slovenije / Source: Statistical Office of the Republic of Slovenia

Zanimiv je prikaz bruto investicij v nova osnovna sredstva na prebivalca po regijah. V obeh letih se je največ vlagalo naslednjih treh regijah: v osrednjeslovenski regiji (v letu 2008 4.409 EUR, v letu 2007 4.482 EUR na prebivalca), v obalno-kraški regiji (v letu 2008 4.236 EUR, v letu 2007 3.056 EUR na prebivalca) in v jugovzhodni Sloveniji (v letu 2008 3.151 EUR, v letu 2007 2.695 EUR na prebivalca). (slika 12).

The review of per capita gross investment by statistical regions is interesting. In 2008 the largest per capita investment was created in the Osrednjeslovenska region with EUR 4,409, followed by Obalno-kraška with EUR 4,236 and Jugovzhodna Slovenija with EUR 3,151. In 2007 the largest per capita investment was created in the Osrednjeslovenska region with EUR 4,482, followed by Obalno-kraška with EUR 3,056 and Jugovzhodna Slovenija with EUR 2,695 (Figure 12).

### Slika 12: Bruto investicije v nova osnovna sredstva na prebivalca po regijah, v katere se je investiralo, Slovenija, 2007 in 2008

Figure 12: Gross investment in new fixed assets per capita by statistical regions where investment was created, Slovenia, 2007 and 2008



Vir: Statistični urad Republike Slovenije / Source: Statistical Office of the Republic of Slovenia



1. Bruto investicije v osnovna sredstva<sup>1)</sup> v podjetjih, družbah in organizacijah, Slovenija, 2007 in 2008Gross investment in enterprises, companies and organisations<sup>1)</sup>, Slovenia, 2006 and 2007

tisoč/thousand EUR

	Nabava novih osnovnih sredstev		Nabava rabljenih osnovnih sredstev		Prodaja <sup>2)</sup> rabljenih osnovnih sredstev		
	Purchase of new fixed assets		Purchase of existing fixed assets		Sale <sup>2)</sup> of existing fixed assets		
	2007	2008	2007	2008	2007	2008	
<b>SKUPAJ</b>	<b>5944581</b>	<b>6401438</b>	<b>269691</b>	<b>329974</b>	<b>577022</b>	<b>473073</b>	<b>TOTAL</b>
<b>OPREDMETENA OSNOVNA SREDSTVA</b>	<b>5737256</b>	<b>6150115</b>	<b>268705</b>	<b>329206</b>	<b>573675</b>	<b>464246</b>	<b>TANGIBLE FIXED ASSETS</b>
<b>Gradbeni objekti</b>	<b>3006490</b>	<b>3402726</b>	<b>142629</b>	145113	<b>340831</b>	<b>235036</b>	<b>Costruction work</b>
Stanovanjske stavbe	77404	143462	9060	11260	21704	22643	Dwellings
Nestanovanjske stavbe in prostori	1509831	1802141	124055	121608	301082	202068	Non-residential buildings
Gradbeno inženirski objekti in izboljšava zemljišč	1419255	1457123	9514	12245	18045	10325	Civil-engineering and land improvement
<b>Stroji, oprema in transportna oprema</b>	<b>2730766</b>	<b>2747389</b>	<b>126076</b>	<b>184093</b>	<b>232844</b>	<b>229210</b>	<b>Machinery, transport and other equipment</b>
Prometna sredstva	555246	572061	85825	143377	126601	141473	Transport equipment
Osebnih avtomobilov	230238	242054	13624	10936	93745	113117	Passenger cars
Tovornjaki	186860	173397	11175	16072	27936	20315	Truck, lorries
Druga vozila in oprema	138148	156610	61026	116369	4920	8041	Other transport equipment
Stroji, oprema in gojena naravna sredstva	2175520	2175328	40251	40716	106243	87737	Machinery, equipment and cultivated assets
Kovinski izdelki	139724	99391	1808	2203	3016	2257	Metal products
Stroji za splošne namene	355574	415614	4979	12899	16640	18729	Machinery for general purpose
Drugi stroji in naprave za posebne namene	794227	715204	28745	17861	66452	38743	Other machinery and equipment for special purpose
Kmetijski in gozdarski stroji in gojena naravna sredstva	17189	20338	962	406	3816	2694	Agricultural and forestry machinery and cultivated assets
Računalniki in druga oprema za AOP	245973	215071	1196	916	5826	7996	Computers and peripheral equipment
Električne naprave	104534	160832	170	362	841	1241	Electrical equipment
Komunikacijske in elektronske naprave	181025	191083	736	2928	1443	7026	Communication equipment and consumer electronic
Elektro-medicinske in terapevtske naprave ter optič. ins.	120077	146705	708	1233	569	1665	Electromedical, therapeutical equipment and optical instrum.
Pohištvo in notranja oprema	217197	211090	947	1908	7640	7386	Furniture and equipment
<b>NEOPREDMETENA OSNOVNA SREDSTVA</b>	<b>207325</b>	<b>251323</b>	<b>986</b>	<b>768</b>	<b>3347</b>	<b>8827</b>	<b>INTANGIBLE FIXED ASSETS</b>
Študije in projekti	69144	61815	13	336	1408	851	Studies and projects
Programska oprema	137584	188520	973	432	1937	7975	Software
Zabava, izvirna književna in umetniška dela	597	988	0	0	1	0	Entertainment, literary or artistic originals

1) Zaradi zaokroževanja na tisoč EUR se vsota vrednosti v vrsticah oz. stolpcih v tabelah ne ujema povsem s skupno vrednostjo.

In some tables the total in the rows and columns does not correspond to the total value due to rounding to thousand EUR.

2) Prodaje so v nekaterih postavkah večje od nabav, ker se rabljena osnovna sredstva lahko prodajo gospodinjstvom kot potrošnikom in kot samostojnim podjetnikom ter pravnim osebam z manj kot 20 zaposlenimi v letu 2007 in 2008.

In some items sales are greater than purchases because existing fixed assets can be sold to households as consumers as well as to individual private entrepreneurs and legal persons with fewer than 20 employees in 2007 and 2008.

Vir: Statistični urad Republike Slovenije / Source: Statistical Office of the Republic of Slovenia



**2. Viri financiranja za bruto investicije v nova in rabljena osnovna sredstva<sup>1)</sup> v podjetjih, družbah in organizacijah po dejavnosti investitorja (SKD 2008), organizacijsko načelo, Slovenija, 2008**

Sources of financing of gross investment<sup>1)</sup> of enterprises, companies and organisations by activity of investor (SKD 2008), new and existing fixed assets, Slovenia, 2008-organisational principle

tisoč/thousand EUR

Dejavnost investitorja	Skupaj Total	Viri financiranja za investicije v osnovna sredstva Sources of financing of gross investment			Activity of investor
		iz lastnih in združenih sredstev from own financial and joint assets	iz finančnih kreditov in najema from financial credits and leasing	iz sredstev namenskih skladov in pridobitev brez nadomestila from assets of funds and without compensatio of fixed assets	
<b>SKUPAJ</b>	<b>6731410</b>	<b>3305847</b>	<b>2228145</b>	<b>1197418</b>	<b>TOTAL</b>
<b>A KMETIJSTVO IN LOV, GOZDARSTVO, RIBIŠTVO</b>	<b>37907</b>	<b>21231</b>	<b>14117</b>	<b>2558</b>	<b>A AGRICULTURE, FORESTRY AND FISHING</b>
<b>B RUDARSTVO</b>	<b>47001</b>	<b>z</b>	<b>22285</b>	<b>z</b>	<b>B MINING AND QUARRYING</b>
05 Pridobivanje premoga	z	z	-	z	05 Mining of coal and lignite
08 Pridobivanje rudnin in kamnin	29877	z	2229	z	08 Oth. mining and quarrying
09 Stor.za rudarstvo	z	z	-	-	09 Mining support service activities
<b>C PREDELOVALNE DEJAVNOSTI</b>	<b>1441765</b>	<b>1012793</b>	<b>409525</b>	<b>19446</b>	<b>C MANUFACTURING</b>
10 Prz.živil	66194	5155	12355	2292	10 Mfr.of food products
11 Prz.pijač.	42395	34065	z	z	11 Mfr.of beverages
13 Prz.tekstilij	26064	23018	z	z	13 Mfr.of textiles
14 Prz.oblačil	10572	z	z	-	14 Mfr.of wearing apparel
15 Prz.usnja, usnjenih in sorodnih izd.	7112	5493	z	z	15 Mfr.of leather and related products
16 Obd., predel.lesa; izd.iz lesa ipd.rz.poh.	29151	1445	14282	414	16 Mfr.of wood, exc.furn.; mfr.of straw, pl.mt.
17 Prz.papirja in izd.iz papirja	42953	23853	z	z	17 Mfr.of paper and paper products
18 Tisk.in razm.posnetih nosilcev zapisa	42943	21792	z	z	18 Print.and reproduction of recorded media
19 Prz.koksa in naftnih derivatov	444	z	z	-	19 Mfr.of coke and refined petroleum prod.
20 Prz.kemikalij, kemičnih izd.	108515	82558	z	z	20 Mfr.of chemicals and chemical products
21 Prz.farmac.surovin in preparatov	18900	z	z	-	21 Mfr.of basic pharmaceutical prod., prep.
22 Prz.izd.iz gume in plastičnih mas	92631	63727	27254	1650	22 Mfr.of rubber and plastic products
23 Prz.nekovinskih mineralnih izd.	79333	37601	40951	781	23 Mfr.of oth.non-metallic mineral prod.
24 Prz.kovin	115861	60979	54882	-	24 Mfr.of basic metals
25 Prz.kovinskih izd., rz.strojev in naprav	140559	87049	48079	5431	25 Mfr.of fabrc.metal prod. exc.mach., equip.
26 Prz.rač., elektronskih, optičnih izd.	27153	22631	3495	1027	26 Mfr.of computer, electronic, optical prod.
27 Prz.električnih naprav	11842	104352	12495	1571	27 Mfr.of electrical equipment
28 Prz.dr.strojev in naprav	96728	55087	38096	3546	28 Mfr.of machinery and equipment n.e.c.
29 Prz.mot.voz., prikolic in polprikolic	137464	84163	52888	413	29 Mfr.of mot.vehicles, trailers, semi-trail.
30 Prz.dr.vozil in plovil	10982	5975	5007	-	30 Mfr.of oth.transport equipment
31 Prz.pohišta	30909	17971	12174	764	31 Mfr.of furniture
32 Dr.raznovrstne predelovalne dej.	10856	5354	z	z	32 Oth.manufacturing
33 Popravila in montaža strojev in naprav	15528	12729	2799	-	33 Repair, installation of machinery, equip.
<b>D OSKRBA Z EL.ENERGIJO, PLINOM IN PARO</b>	<b>388048</b>	<b>307659</b>	<b>79156</b>	<b>1232</b>	<b>D ELECTRICITY, GAS, STEAM, AIR COND.SUPPLY</b>
35 Oskrba z el.energijo, plinom in paro	388048	307659	79156	1232	35 Electricity, gas, steam, air cond.supply
<b>E OSKR.Z VODO; RAV.Z DPL., ODP.; SAN.OKOLJA</b>	<b>147350</b>	<b>65491</b>	<b>17413</b>	<b>64446</b>	<b>E WATER SUPPL.; SEWER., WST. MANAG., REMED. ACT.</b>
36 Zbiranje, prečišč.in distribucija vode	83095	40220	z	z	36 Water collection, treatment and supply
37 Ravnanje z odpadkami	z	z	-	z	37 Sewerage
38 Zbir., odvoz, rav.z odp.; pridob.sek.sur.	58902	24254	13719	2093	38 Wst.coll., treatment, dispos.act.; mat.rec.
39 Saniranje okolja idr.ravnanje z odpadki	z	z	z	-	39 Remediation act., oth.waste manag.ser.
<b>F GRADBENIŠTVO</b>	<b>270283</b>	<b>z</b>	<b>107337</b>	<b>z</b>	<b>F CONSTRUCTION</b>
41 Gradnja stavb	127266	71339	55927	-	41 Construction of buildings
42 Gradnja inženirskih objektov	85437	z	27883	z	42 Civil engineering
43 Specializirana gradbena dela	57580	z	23527	z	43 Specialised construction activities
<b>G TRGOVINA; VZDRŽ.IN POPRAVILA MOT.VOZIL</b>	<b>612594</b>	<b>389185</b>	<b>218714</b>	<b>4695</b>	<b>G WHOLESALE, RETAIL; REPAIR OF MOT.VEHICLES</b>
45 Trg.z mot.voz.in popravila mot.voz.	75664	49423	z	z	45 Wholesale, retail, repair of mot.vehicles
46 Posredništvo in trg.db., rz.z mot.voz.	204275	138152	z	z	46 Whsl., exc.of mot.vehicles and motorcy.
47 Trg.dr., razen z motornimi vozili	332655	201610	127124	3921	47 Ret., exc.of mot.vehicles and motorcycles
<b>H PROMET IN SKLADIŠČENJE</b>	<b>1209759</b>	<b>292928</b>	<b>855105</b>	<b>61725</b>	<b>H TRANSPORTATION AND STORAGE</b>
49 Kopenski promet; cevovodni transport	246444	102216	142137	2091	49 Land transport, transport via pipelines
50 Vodni promet	171027	z	z	-	50 Water transport
51 Zračni promet	24886	z	z	-	51 Air transport
52 Skladiščenje in spremljaj.prometne dej.	753100	78194	61527	59635	52 Whse.and support act.for transportation
53 Poštna in kurirska dej.	14302	z	z	-	53 Postal and courier activities

1) Zaradi zaokroževanja na tisoč EUR se vsota vrednosti v vrsticah oz. stolpcih v tabelah ne ujema povsem s skupno vrednostjo.  
In some tables the total in the rows and columns does not correspond to the total value due to rounding to thousand EUR.

**2. Viri financiranja za bruto investicije v nova in rabljena osnovna sredstva<sup>1)</sup> v podjetjih, družbah in organizacijah po dejavnosti investitorja (SKD 2008), organizacijsko načelo, Slovenija, 2008 (nadaljevanje)**  
Sources of financing of gross investment<sup>1)</sup> of enterprises, companies and organisations by activity of investor (SKD 2008), new and existing fixed assets, Slovenia, 2008-organisational principle (continued) tisoč/thousand EUR

Dejavnost investitorja	Skupaj Total	Viri financiranja za investicije v osnovna sredstva Sources of financing of gross investment			Activity of investor
		iz lastnih in združenih sredstev from own financial and joint assets	iz finančnih kreditov in najema from financial credits and leasing	iz sredstev namenskih skladov in pridobitev brez nadomestila from assets of funds and without compensatio of fixed assets	
<b>I GOSTINSTVO</b>	<b>220832</b>	<b>76492</b>	<b>129143</b>	<b>15197</b>	<b>I ACCOMMODATION AND FOOD SER.ACTIVITIES</b>
55 Gostinske nastanitvene dej.	199369	66158	z	z	55 Accommodation
56 Dej.strežbe jedi in pijač	21463	10335	z	z	56 Food and beverage service activities
<b>J INFORMACIJSKE IN KOMUNIKACIJSKE DEJ.</b>	<b>399066</b>	<b>344695</b>	<b>52540</b>	<b>1831</b>	<b>J INFORMATION AND COMMUNICATION</b>
58 Založništvo	10161	871	z	z	58 Publishing activities
59 Dej.v zvezi s filmi,video in zvočn.zap.	13880	z	z	-	59 Motion pict.,video,TV,prd.,music.publ.
60 Radijska in televizijska dej.	10974	10974	-	-	60 Programming and broadcasting activities
61 Telekomunikacijske dej.	335581	292518	41893	1171	61 Telecommunications
62 Rač.programir.,svetovanje idr.pov.dej.	18992	z	3776	z	62 Comp.progr.,consult.,rel.act.
63 Dr.informacijske dejavnosti	9479	546	4017	-	63 Information service activities
<b>K FINANČNE IN ZAVAROVALNIŠKE DEJ.</b>	<b>336878</b>	<b>229152</b>	<b>106726</b>	<b>999</b>	<b>K FINANCIAL AND INSURANCE ACTIVITIES</b>
64 Dej.fin.stor.,rz.zavarov.in pok.skl.	295879	190332	104548	999	64 Fin.ser.act.,exc.insur.,pension funding
65 Dej.zav.,poz.in pok.skl.,rz.obv.soc.var.	35918	z	z	-	65 Insur.,reins.,pen.fund.,exc.com.soc.sec.
66 Pom.dej.za fin.in zavarov.stor.	5081	z	z	-	66 Act.aux.to fin.ser.,exc.insur.,pen.fund.
<b>L POSLOVANJE Z NEPREMIČNINAMI</b>	<b>38393</b>	<b>z</b>	<b>27115</b>	<b>z</b>	<b>L REAL ESTATE ACTIVITIES</b>
68 Poslovanje z nepremičninami	38393	z	27115	z	68 Real estate activities
<b>M STROKOVNE,ZNANSTVENE IN TEHNIČNE DEJ.</b>	<b>111796</b>	<b>65348</b>	<b>36237</b>	<b>10211</b>	<b>M PROFESSIONAL,SCIENTIFIC,TECHNICAL ACT.</b>
69 Pravne in računovodske dej.	5955	913	504	-	69 Legal and accounting activities
70 Dej.uprav.podjetij;podjet.in posl.svet.	23169	19062	z	z	70 Act.of head offices;manag.consult.act.
71 Arhit.in teh.projekt.;teh.preiz.,analiz.	46738	24771	20781	1185	71 Arch.,engin.act.;tech.testing,analyses
72 Znanstvena raziskovalna in razvojna dej.	27748	z	z	z	72 Scientific research and development
73 Oglaševanje in raziskovanje trga	2743	2474	269	-	73 Advertising and market research
74 Dr.strokovne in tehnične dej.	5370	912	4458	-	74 Oth.professional,scientific,tech.act.
75 Veterinarstvo	73	z	z	-	75 Veterinary activities
<b>N DRUGE RAZNOVRSTNE POSLOVNE DEJ.</b>	<b>20947</b>	<b>12439</b>	<b>8332</b>	<b>176</b>	<b>N ADMINISTRATIVE AND SUPPORT SERVICE ACT.</b>
77 Dajanje v najem in zakup	3112	468	2643	-	77 Rental and leasing activities
78 Zaposlovalne dejavnosti	1405	z	z	-	78 Employment activities
79 Dej.potov.ag.,org.pot.in pov.dej.	2802	z	z	-	79 Travel agency,tour operator and rel.act.
80 Varovanje in poizvedovalne dej.	401	304	z	z	80 Security and investigation activities
81 Dej.oskrbe stavb in okolice	7711	36	z	z	81 Services to buildings and landscape act.
82 Pisarniške in spremljaj.posl.stor.dej.	1905	1376	z	z	82 Office admin.,oth.business sup.act.
<b>O JAVNA UPRAVA IN OBRAMBA; OBV. SOC. VARNOST</b>	<b>878915</b>	<b>138520</b>	<b>42493</b>	<b>697901</b>	<b>O PUBLIC ADMIN,DEFENCE;COMPULSORY SOC.SEC.</b>
84 Dej.javne upr.in obram.;dej.obv.soc.varnosti	878915	138520	42493	697901	84 Public admin.,defence;compulsory soc.sec.
<b>P IZOBRAŽEVANJE</b>	<b>221150</b>	<b>39106</b>	<b>9877</b>	<b>172168</b>	<b>P EDUCATION</b>
85 Izobraževanje	221150	39106	988	172168	85 Education
<b>Q ZDRAVSTVO IN SOCIALNO VARSTVO</b>	<b>256961</b>	<b>83828</b>	<b>55728</b>	<b>117405</b>	<b>Q HUMAN HEALTH AND SOCIAL WORK ACTIVITIES</b>
86 Zdravstvo	160433	57851	6147	96435	86 Human health activities
87 Socialno varstvo z nastanitvijo	8849	23841	49374	15275	87 Residential care activities
88 Socialno varstvo brez nastanitve	8037	2136	207	5695	88 Social work act.without accommodation
<b>R KULTURNE,RAZVEDRILNE IN REKREAC.DEJ.</b>	<b>82412</b>	<b>23386</b>	<b>35459</b>	<b>23567</b>	<b>R ARTS,ENTERTAINMENT AND RECREATION</b>
90 Kulturne in razvedrilne dej.	5425	z	-	z	90 Creative,arts and entertainment act.
91 Dej.knjžnic,arhivov,muzej.idr.kult.dej.	24698	2449	5384	16865	91 Libraries,archives,museums,oth.cul.act.
92 Prirrejanje iger na srečo	41762	z	25559	z	92 Gambling and betting activities
93 Športne idr.dej.za prosti čas	1053	2370	4516	3642	93 Sports,amusement and recreation act.
<b>S DRUGE DEJAVNOSTI</b>	<b>9354</b>	<b>6132</b>	<b>843</b>	<b>2380</b>	<b>S OTHER SERVICE ACTIVITIES</b>
94 Dej.članskih organizacij	4292	z	z	2380	94 Activities of membership organisations
95 Popravila rač.in izd.za široko rabo	762	z	z	-	95 Repair of comp.,personal,household goods
96 Dr.storitvene dej.	4300	z	z	-	96 Oth.personal service activities

Vir: Statistični urad Republike Slovenije / Source: Statistical Office of the Republic of Slovenia



**3. Bruto investicije v nova osnovna sredstva<sup>1)</sup> v podjetjih, družbah in organizacijah po namenu vlaganj, skupinah osnovnih sredstev in po dejavnostih, (SKD 2008), v katere se je investiralo, načelo čistih dejavnosti, Slovenija, 2008**

Gross investment<sup>1)</sup> of enterprises, companies and other organisations by purpose of investment, types of fixed assets and activities (SKD 2008) where investment was created, kind of activity (new fixed assets), Slovenia, 2008

tisoč/thousand EUR

Namen investicij	Skupaj Total	Namen vlaganj Purpose of investment				Skupine osnovnih sredstev Types of fixed asset				neopred- metena osnovna sredstva intangible fixed assets	Purpose of investment
		nove zmogljivi- vosti new capa- cities	rekon- strukcije, posodo- bitev, dogra- ditev enlarge- ment, reco- nstruc- tion, reno- vations	vzdrže- vanje na obstoječi ravni main- tenance of existing capacities	skupaj total	opredmetena osnovna sredstva tangible fixed assets					
						gradbeni objekti in izboljšava zemljišč construction work and land impro- vement	stroji, oprema, prometna sredstva in gojena naravna sredstva machinery transport, other equi- pment and cultivated assets				
<b>SKUPAJ</b>	<b>6401437</b>	<b>3257209</b>	<b>2599726</b>	<b>544502</b>	<b>6401437</b>	<b>3402726</b>	<b>2747387</b>	<b>251323</b>	<b>TOTAL</b>		
<b>A KMETIJSTVO IN LOV, GOZDARSTVO, RIBIŠTVO</b>	<b>38167</b>	<b>22411</b>	<b>10742</b>	<b>5014</b>	<b>38167</b>	<b>15928</b>	<b>21832</b>	<b>407</b>	<b>A AGRICULTURE, FORESTRY AND FISHING</b>		
<b>B RUDARSTVO</b>	<b>45943</b>	<b>15902</b>	<b>26114</b>	<b>3926</b>	<b>45943</b>	<b>15400</b>	<b>30049</b>	<b>493</b>	<b>B MINING AND QUARRYING</b>		
05 Pridobivanje premoga	z	z	5959	z	z	z	z	z	05 Mining of coal and lignite		
08 Pridobivanje rudnin in kamnin	28818	z	20155	z	28818	z	15410	z	08 Oth. mining and quarrying		
09 Stor.za rudarstvo	z	z	-	-	z	z	z	-	09 Mining support service activities		
<b>C PREDELOVALNE DEJAVNOSTI</b>	<b>1403978</b>	<b>676542</b>	<b>624767</b>	<b>102669</b>	<b>1403978</b>	<b>390324</b>	<b>968627</b>	<b>45027</b>	<b>C MANUFACTURING</b>		
10 Prz.živil	58870	19381	36804	2685	58870	24204	32772	1893	10 Mfr.of food products		
11 Prz.pijač.	47070	17307	24437	5326	47070	19848	25156	2066	11 Mfr.of beverages		
13 Prz.tekstilij	25752	15401	6883	3469	25752	7616	17701	435	13 Mfr.of textiles		
14 Prz.oblačil	8489	1891	6440	158	8489	6193	1991	305	14 Mfr.of wearing apparel		
15 Prz.usnja,usnjenih in sorodnih izd.	6597	1808	3181	1608	6597	z	4683	z	15 Mfr.of leather and related products		
16 Obd.,predel.lesa;izd.iz lesa ipd.rz.poh.	26045	12681	11389	1975	26045	6954	17745	1345	16 Mfr.of wood,exc.furn.,mfr.of straw.pl.mt.		
17 Prz.papirja in izd.iz papirja	42643	9292	29805	3547	42643	11941	30267	435	17 Mfr.of paper and paper products		
18 Tisk.in razm.posnetih nosilcev zapisa	40573	25568	13504	1501	40573	5384	33496	1693	18 Print.and reproduction of recorded media		
19 Prz.koksa in naftnih derivatov	441	z	z	z	441	z	223	z	19 Mfr.of coke and refined petroleum prod.		
20 Prz.kemikalij,kemičnih izd.	105082	44720	50428	9934	105082	20892	82515	1675	20 Mfr.of chemicals and chemical products		
21 Prz.farmac.surovin in preparatov	188999	93938	75275	19786	188999	63025	118656	7318	21 Mfr.of basic pharmaceutical prod.,prep.		
22 Prz.izd.iz gume in plastičnih mas	88174	56328	27813	4033	88174	28710	58492	972	22 Mfr.of rubber and plastic products		
23 Prz.nekovinskih mineralnih izd.	78773	21087	52780	4906	78773	23065	54408	1300	23 Mfr.of oth.non-metallic mineral prod.		
24 Prz.kovin	115409	62194	46920	6296	115409	22298	91630	1481	24 Mfr.of basic metals		
25 Prz.kovinskih izd.,rz.strojev in naprav	133947	71237	56822	5888	133947	38325	92573	3049	25 Mfr.of fabr.c.metal prod.,exc.mach.,equip.		
26 Prz.rač.,elektronskih,optičnih izd.	26249	15369	8442	2438	26249	3164	22458	627	26 Mfr.of computer,electronic,optical prod.		
27 Prz.električnih naprav	113983	56988	45472	11523	113983	18382	92675	2926	27 Mfr.of electrical equipment		
28 Prz.dr.strojev in naprav	94839	51663	35079	8097	94839	30654	60029	4156	28 Mfr.of machinery and equipment n.e.c.		
29 Prz.mot.voz.,prkolic in polprkolic	135986	68818	64046	3122	135986	28293	96282	11411	29 Mfr.of mot.vehicles,trailers,semi-trail.		
30 Prz.dr.vozil in plovil	10822	4750	2740	3331	10822	6452	4216	153	30 Mfr.of oth.transport equipment		
31 Prz.pohišta	28056	15656	10390	2010	28056	12193	15205	658	31 Mfr.of furniture		
32 Dr.raznovrstne predelovalne dej.	12410	z	z	z	12410	6262	5509	639	32 Oth.manufacturing		
33 Popravila in montaža strojev in naprav	14771	9346	4683	743	14771	4703	9946	123	33 Repair,instalation of machinery,equip.		
<b>D OSKRBA Z EL.ENERGIJO,PLINOM IN PARO</b>	<b>385348</b>	<b>200574</b>	<b>164855</b>	<b>19919</b>	<b>385348</b>	<b>180013</b>	<b>191426</b>	<b>13910</b>	<b>D ELECTRICITY,GAS,STEAM,AIR COND. SUPPLY</b>		
35 Oskrba z el.energijo,plinom in paro	385348	200574	164855	19919	385348	180013	191426	13910	35 Electricity,gas,steam,air cond.supply		
<b>E OSKR.Z VODO;RAV.Z ODPL., ODP.; SAN. OKOLJA</b>	<b>171259</b>	<b>89347</b>	<b>71053</b>	<b>10859</b>	<b>171259</b>	<b>130580</b>	<b>37074</b>	<b>3605</b>	<b>E WATER SUPPL.; SEWER., WST. MANAG., REMED. ACT.</b>		
36 Zbiranje,prečišč.in distribucija vode	71892	26252	40475	5165	71892	59437	10900	1555	36 Water collection,treatment and supply		
37 Ravnanje z odpadkami	33529	z	8843	z	33529	30662	z	z	37 Sewerage		
38 Zbir.,odvoz,rav.z odp.;pridob.sek.sur.	64444	39321	20566	4557	64444	39133	24187	1124	38 Wst.coll.,treatment.,dispos.act.;mat.rec.		
39 Saniranje okolja idr.ravnanje z odpadki	1394	z	1169	z	1394	1348	z	z	39 Remediation act.oth.waste manag.ser.		
<b>F GRADBENIŠTVO</b>	<b>1020985</b>	<b>731677</b>	<b>206301</b>	<b>83007</b>	<b>1020985</b>	<b>862286</b>	<b>152830</b>	<b>5869</b>	<b>F CONSTRUCTION</b>		
41 Gradnja stavb	136234	86288	43661	6286	136234	71412	63882	940	41 Construction of buildings		
42 Gradnja inženjskih objektov	813502	596023	144257	73222	813502	756192	53161	4150	42 Civil engineering		
43 Specializirana gradbena dela	71249	49367	18383	3499	71249	34682	35787	780	43 Specialised construction activities		
<b>G TRGOVINA;VZDRŽ.IN POPRAVILA MOT. VOZIL</b>	<b>586028</b>	<b>353363</b>	<b>199139</b>	<b>33527</b>	<b>586028</b>	<b>355256</b>	<b>219590</b>	<b>11182</b>	<b>G WHOLESALE,RETAIL;REPAIR OF MOT.VEHICLES</b>		
45 Trg.z mot.voz.in popravila mot.voz.	74507	35281	31685	7540	74507	40551	32897	1058	45 Wholesale,retail,repair of mot.vehicles		
46 Posredništvo in trg.db.,rz.z mot.voz.	187875	108111	70250	9514	187875	108734	74529	4612	46 Whsl.,exc.of mot.vehicles and motorcy.		
47 Trg.dr.,razen z motornimi vozili	323647	209970	97204	16473	323647	205972	112164	5511	47 Ret.,exc.of mot.vehicles and motorcycles		
<b>H PROMET IN SKLADIŠČENJE</b>	<b>489205</b>	<b>220092</b>	<b>120302</b>	<b>148811</b>	<b>489205</b>	<b>184744</b>	<b>297354</b>	<b>7106</b>	<b>H TRANSPORTATION AND STORAGE</b>		
49 Kopenski promet;cevovodni transport	223006	100447	75300	47258	223006	53070	168228	1708	49 Land transport,transport via pipelines		
50 Vodni promet	59162	z	z	59131	59162	z	59039	z	50 Water transport		
51 Zračni promet	24886	z	z	13295	24886	z	19659	z	51 Air transport		
52 Skladiščenje in spremilaj.prometne dej.	167850	107933	32443	27474	167850	126606	38731	2512	52 Whse.and support act.for transportation		
53 Poštna in kurirska dej.	14301	z	z	1653	14301	z	11697	z	53 Postal and courier activities		

1) Zaradi zaokroževanja na tisoč EUR se vsota vrednosti v vrsticah oz. stolpcih v tabelah ne ujema povsem s skupno vrednostjo.  
In some tables the total in the rows and columns does not correspond to the total value due to rounding to thousand EUR.



**3. Bruto investicije v nova osnovna sredstva<sup>1)</sup> v podjetjih, družbah in organizacijah po namenu vlaganj, skupinah osnovnih sredstev in po dejavnostih, (SKD 2008), v katere se je investiralo, načelo čistih dejavnosti, Slovenija, 2008 (nadaljevanje)**

Gross investment<sup>1)</sup> of enterprises, companies and other organisations by purpose of investment, types of fixed assets and activities (SKD 2008) where investment was created, kind of activity (new fixed assets), Slovenia, 2008 (continued) tisoč/thousand EUR

Namen investicij	Skupaj Total	Namen vlaganj Purpose of investment				Skupine osnovnih sredstev Types of fixed asset			Namen investicij
		nove zmogljivi- vosti new capa- cities	rekon- strukcije, posodo- bitev, dogra- ditev enlarge- ment, reco- nstruc- tion, renova- tions	vzdrže- vanje na obstoječi ravni main- tenance of existing capacities	skupaj total	opredmetena osnovna sredstva tangible fixed assets		neopred- metena osnovna sredstva intangible fixed assets	
						gradbeni objekti in izboljšava zemljišč construc- tion work and land improvement	stroji, oprema, prometna sredstva in gojena naravna sredstva machinery transport, other equi- pment and cultivated assets		
<b>I GOSTINSTVO</b>	<b>220619</b>	<b>80106</b>	<b>131984</b>	<b>8528</b>	<b>220619</b>	<b>165028</b>	<b>54090</b>	<b>1501</b>	<b>I ACCOMMODATION AND FOOD SER.ACTIVITIES</b>
55 Gostinske nastanitvene dej.	201757	74966	121161	5631	201757	155130	45364	1264	55 Accommodation
56 Dej.strežbe jedi in pijač	18862	5140	10824	2898	18862	9899	8726	237	56 Food and beverage service activities
<b>J INFORMACIJSKE IN KOMUNIKACIJSKE DEJ.</b>	<b>395098</b>	<b>193186</b>	<b>179670</b>	<b>22241</b>	<b>395098</b>	<b>163923</b>	<b>189996</b>	<b>41179</b>	<b>J INFORMATION AND COMMUNICATION</b>
58 Založništvo	9144	1700	z	z	9144	z	3741	z	58 Publishing activities
59 Dej.v zvezi s filmi,video in zvočn.zap.	12757	2106	8115	2536	12757	3628	7232	1896	59 Motion pict.,video,TV,prd.,music.publ.
60 Radijska in televizijska dej.	10974	z	z	z	10974	z	9170	z	60 Programming and broadcasting activities
61 Telekomunikacijske dej.	335565	176899	143248	15418	335565	151896	153234	30436	61 Telecommunications
62 Rač.programir.,svetovanje idr.pov.dej.	17481	8548	6451	2482	17481	3948	11289	2244	62 Comp.progr.,consult.,rel.act.
63 Dr.informacijske dejavnosti	9177	z	5612	z	9177	z	5330	z	63 Information service activities
<b>K FINANČNE IN ZAVAROVALNIŠKE DEJ.</b>	<b>291474</b>	<b>115549</b>	<b>158607</b>	<b>17318</b>	<b>291474</b>	<b>65727</b>	<b>173853</b>	<b>51894</b>	<b>K FINANCIAL AND INSURANCE ACTIVITIES</b>
64 Dej.fin.stor.,rz.zavarov.in pok.skl.	253970	103074	136045	14850	253970	50255	159166	44550	64 Fin.ser.act.,exc.insur.,pension funding
65 Dej.zav.,poz.in pok.skl.,rz.obv.soc.var.	32575	z	19360	z	32575	14514	12427	5633	65 Insur.,reins.,pen.fund.,exc.com.soc.sec.
66 Pom.dej.za fin.in zavarov.stor.	4930	z	3202	z	4930	958	2260	1712	66 Act.aux.to fin.ser.,exc.insur.,pen.fund.
<b>L POSLOVANJE Z NEPREMIČNINAMI</b>	<b>107059</b>	<b>90565</b>	<b>15131</b>	<b>1363</b>	<b>107059</b>	<b>100320</b>	<b>5929</b>	<b>809</b>	<b>L REAL ESTATE ACTIVITIES</b>
68 Poslovanje z nepremičninami	107059	90565	15131	1363	107059	100320	5929	809	68 Real estate activities
<b>M STROKOVNE,ZNANSTVENE IN TEHNIČNE DEJ.</b>	<b>101751</b>	<b>51466</b>	<b>45293</b>	<b>4992</b>	<b>101751</b>	<b>53968</b>	<b>40210</b>	<b>7573</b>	<b>M PROFESSIONAL,SCIENTIFIC,TECHNICAL ACT.</b>
69 Pravne in računovodske dej.	5912	178	z	z	5912	5067	742	103	69 Legal and accounting activities
70 Dej.uprav.podjetij;podjet.in posl.svet.	23150	14705	7924	522	23150	11142	10322	1687	70 Act.of head offices;manag.consult.act.
71 Arhit.in teh.projekt.;teh.preiz.,analiz.	39404	21702	16274	1428	39404	24804	11804	2796	71 Arch.,engin.act.tech.testing,analyses
72 Znanstvena raziskovalna in razvojna dej.	26039	9627	13783	2630	26039	8238	15078	2723	72 Scientific research and development
73 Oglaševanje in raziskovanje trga	1823	z	z	z	1823	235	1417	172	73 Advertising and market research
74 Dr.strokovne in tehnične dej.	5350	4756	501	93	5350	4482	775	92	74 Oth.professional,scientific,tech.act.
75 Veterinarstvo	73	z	z	z	73	-	73	-	75 Veterinary activities
<b>N DRUGE RAZNOVRSTNE POSLOVNE DEJ.</b>	<b>30280</b>	<b>10687</b>	<b>12259</b>	<b>7334</b>	<b>30280</b>	<b>15980</b>	<b>13419</b>	<b>881</b>	<b>N ADMINISTRATIVE AND SUPPORT SERVICE ACT.</b>
77 Dajanje v najem in zakup	3508	z	1748	z	3508	z	3187	z	77 Rental and leasing activities
78 Zaposlovalne dejavnosti	1001	z	476	z	1001	348	562	92	78 Employment activities
79 Dej.potov.ag.,org.pot.in pov.dej.	2956	1138	1393	426	2956	1145	1568	244	79 Travel agency,tour operator and rel.act.
80 Varovanje in poizvedovalne dej.	5513	1464	3431	618	5513	2578	2654	281	80 Security and investigation activities
81 Dej.oskrbe stamb in okolice	15409	6425	3665	5320	15409	10857	4371	181	81 Services to buildings and landscape act.
82 Pisarniške in spremljaj.posl.stor.dej.	1891	267	1546	78	1891	z	1077	z	82 Office admin.,oth.business sup.act.
<b>O JAVNA UPRAVA IN OBRAMBA; OBV. SOC. VARNOST</b>	<b>557173</b>	<b>208805</b>	<b>333768</b>	<b>14600</b>	<b>557173</b>	<b>348420</b>	<b>161910</b>	<b>46844</b>	<b>O PUBLIC ADMIN,DEFENCE;COMPULSORY SOC.SEC.</b>
84 Dej.javne upr.in obram.;dej.obv.soc.varnosti	557173	208805	333768	14600	557173	348420	161910	46844	84 Public admin.,defence;compulsory soc.sec.
<b>P IZOBRAŽEVANJE</b>	<b>213738</b>	<b>76136</b>	<b>116431</b>	<b>21171</b>	<b>213738</b>	<b>149269</b>	<b>61755</b>	<b>2715</b>	<b>P EDUCATION</b>
85 Izobraževanje	213738	76136	116431	21171	213738	149269	61755	2715	85 Education
<b>Q ZDRAVSTVO IN SOCIALNO VARSTVO</b>	<b>254933</b>	<b>96480</b>	<b>133198</b>	<b>25256</b>	<b>254933</b>	<b>161046</b>	<b>88750</b>	<b>5138</b>	<b>Q HUMAN HEALTH AND SOCIAL WORK ACTIVITIES</b>
86 Zdravstvo	160225	40310	100182	19733	160225	86860	69187	4178	86 Human health activities
87 Socialno varstvo z nastanitvijo	87646	52621	30155	4870	87646	69578	17264	804	87 Residential care activities
88 Socialno varstvo brez nastanitve	7062	3548	2861	653	7062	4607	2299	156	88 Social work act.without accomodation
<b>R KULTURNE,RAZVEDRILNE IN REKREAC.DEJ.</b>	<b>77469</b>	<b>18081</b>	<b>47023</b>	<b>12365</b>	<b>77469</b>	<b>39203</b>	<b>33626</b>	<b>4639</b>	<b>R ARTS,ENTERTAINMENT AND RECREATION</b>
90 Kulturne in razvedrilne dej.	5571	1629	3318	624	5571	3299	2003	269	90 Creative,arts and entertainment act.
91 Dej.knjžnic,arhivov,muzej,idr.kult.dej.	22463	6878	9688	5897	22463	10417	10554	1492	91 Libraries,archives,museums,oth.cul.act.
92 Prirejanje iger na srečo	38260	7487	28628	2144	38260	17037	18487	2736	92 Gambling and betting activities
93 Športne idr.dej.za prosti čas	11175	2087	5389	3699	11175	8450	2584	142	93 Sports.amusement and recreation act.
<b>S DRUGE DEJAVNOSTI</b>	<b>10930</b>	<b>6242</b>	<b>3087</b>	<b>1601</b>	<b>10930</b>	<b>5312</b>	<b>5067</b>	<b>551</b>	<b>S OTHER SERVICE ACTIVITIES</b>
94 Dej.članskih organizacij	3742	2408	z	z	3742	z	z	355	94 Activities of membership organisations
95 Popravila rač.in izd.za široko rabo	774	-	z	z	774	z	z	-	95 Repair of comp.,personal,household goods
96 Dr.storitvene dej.	6414	3834	1366	1214	6414	2860	3358	196	96 Oth.personal service activities

Vir: Statistični urad Republike Slovenije / Source: Statistical Office of the Republic of Slovenia



## STATISTIČNA ZNAMENJA

- ni pojava
- z zaščiteno zaradi zaupnosti

## METODOLOŠKA POJASNILA

### Namen statističnega raziskovanja

Na podlagi statističnega raziskovanja o investicijah v osnovna sredstva zbiramo podatke o dejanskih bruto investicijah v osnovna sredstva in njihovih virih pri neposrednih investitorjih, to je družbah, podjetjih in organizacijah. Ocena bruto investicij (bruto investicije v osnovna sredstva, spremembe zalog in vrednostni predmeti) je ena od postavk (poleg končne potrošnje in salda menjave s tujino) za izračun bruto domačega proizvoda po izdatkovni metodi, podatki pa se uporabljajo tudi za spremljanje investicijske dejavnosti v statistiki o poslovanju podjetij (strukturna statistika podjetij).

### Enote opazovanja

Enote statističnega opazovanja so družbe, podjetja in organizacije, ki so registrirani za opravljanje dejavnosti na ozemlju Republike Slovenije.

### Vir

Vir podatkov o bruto investicijah je Letno statistično raziskovanje o investicijah v osnovna sredstva (vprašalnik INV-1).

### Zajetje

V raziskovanje o investicijah za leti 2007 in 2008 smo zajeli vse tiste poročevalske enote, ki so imele vsaj 20 zaposlenih (tj. 20 in več). Njihova odzivnost je bila v letu 2007 91-odstotna, v letu 2008 pa 92-odstotna, za manjkajoče odgovore (neodgovore) pa smo izvedli preračun na celotno populacijo z razmernostno cenilko, in sicer tako, da smo uporabili bazo podatkov o davku na dodano vrednost Davčne uprave Republike Slovenije oz. število zaposlenih.

### Način zbiranja podatkov

Podatke zbiramo z vprašalnikom INV-1 pri družbah, podjetjih in organizacijah, ki so nam dolžni sporočiti zahtevane podatke na podlagi Zakona o državni statistiki (Uradni list RS, št. 45/95 in 9/01), in sicer vnesejo v vprašalnik podatke za preteklo leto.

### Prikaz podatkov

Podatke o investicijah prikazujemo v tabeli po posameznih skupinah osnovnih sredstev po metodologiji Evropski sistem računov, 1995 (ESR 1995), in sicer podatke o nakupih novih in rabljenih osnovnih sredstev ter o njihovih prodajah. Poročevalske enote, ki nam sporočajo podatke o investicijah, lahko svoja obstoječa osnovna sredstva (npr. avtomobil) prodajo drugi pravni osebi ali tudi gospodinjstvu kot trajno dobrino (ta s tem izgubi funkcijo osnovnega sredstva). Tako so vrednosti prodaj v določenih postavkah večje od vrednosti nakupov rabljenih osnovnih sredstev, zato prikaz investicij na ta način po posameznih dejavnostih ni smiseln.

### Podatki so urejeni po dveh načelih:

- po organizacijskem načelu: podatki so razvrščeni po pretežni dejavnosti investitorja (ta je določena z vpisom v Statistični poslovni register, ki ga vodi Statistični urad Republike Slovenije) in teritorialno (po sedežu investitorja);
- po načelu čistih dejavnosti: podatki so urejeni po dejavnostih enot v sestavi v okviru organizacij, ki so jim investicije namenjene, teritorialno pa po lokaciji objekta.

### Definicije

#### Vrednost investicij v osnovna sredstva obsega:

- nakupe osnovnih sredstev v tekočem oz. poročevalskem letu;
- posodobitve, rekonstrukcije in prenove že obstoječih osnovnih

## STATISTICAL SIGNS

- no occurrence of event
- z protected due to confidentiality

## METHODOLOGICAL EXPLANATIONS

### Purpose of the statistical survey

With the statistical survey on gross investments we collect data on actual gross investments and payment for them from direct investors, i.e. companies, enterprises and organisations. The estimate of gross capital formation (gross investments, changes in stocks and valuables) is one of the items (beside final consumption and external trade balance) for the calculation of the gross domestic product according to the expenditure approach. The data are also used for monitoring of investments in structural business statistics.

### Observation units

Observation units are companies, enterprises and organisations registered for performing their activities in the Republic of Slovenia.

### Source

The source of data on gross capital formation is the Annual Statistical Survey on Gross Investments (INV-1 questionnaire).

### Coverage

Data on gross investment for 2007 and 2008 were collected from all reporting units with 20 or more employees. Their response rate was 91% in 2007 and 92% in 2008. In case of non-response, we performed recalculation to the total population with the ratio estimator, using the value added tax database of the Tax Authority or the number of employees.

### Method of data collection

Data on gross investment are collected with the INV-1 questionnaire, which has to be completed by companies, enterprises and organisations with data for the previous year on the basis of the National Statistics Act (OJ RS, No. 45/95 and 9/01).

### Data presentation

Tables show gross investment by individual groups of fixed assets according to the European System of Accounts 1995 (ESA95) methodology, i.e. purchase and sale of new and existing assets. Units reporting on capital formation can sell their fixed assets not only to other legal persons but also to households as durable goods, e.g. cars, which thus lose the function of a fixed asset. Thus in individual items sale exceeds purchase of existing fixed assets, so it is not reasonable to present capital formation in this way by individual activities.

### Data in tables are shown according to two principles:

- organisational principle: data are classified by the predominant activity of the investor, which is defined with registration into the Statistical Business Register kept by the Statistical Office of the Republic of Slovenia, and territorially by the location of the investor,
- kind of activity principle: data are classified by activities of constituent units of organisations for which capital formation is in fact intended and territorially by the location of the facility.

### Definitions

#### Value of gross investment is:

- purchase of fixed assets in the current or reporting year;
- modernisation, reconstruction and renovation of existing fixed assets;



sredstev;

- lastno izgradnjo in pridobitev (brez plačila) osnovnih sredstev;
- nabavno vrednost osnovnih sredstev v finančnem najemu (lizing);
- naložbeno nepremičnino, če je razvidno, da bo ta prinašala gospodarske koristi v obliki najemnin oz. povečanje vrednosti, in če je njeno nabavno vrednost mogoče izmeriti.

Osnovna sredstva (nova in rabljena) se vrednotijo po nabavni vrednosti; ta sestoji iz nakupne cene, povečane za morebitne davke (npr. DDV), stroške prevzema in druge neposredne stroške (npr. stroški transporta, montaže ipd.).

### Osnovna sredstva

To so **proizvedena sredstva**, ki se uporabljajo v proizvodnem postopku več kot eno leto, in sicer ponavljajoče oz. nepretrgoma.

Osnovna sredstva se v skladu z ESR 1995 in slovenskimi računskimi standardi delijo v dve veliki skupini:

- **opredmetena osnovna sredstva** (gradbeni objekti – stanovanjske in nestanovanjske stavbe ter gradbeni inženirski objekti – in izboljšava zemljišč; stroji, oprema in prometna sredstva ter gojena naravna sredstva oz. večletni nasadi in osnovna čreda) in
- **neopredmetena osnovna sredstva** (študije, projekti in raziskovalna dela; programska oprema; zabava in izvirniki oz. originali na področju filma, glasbe ipd.).

Nakupov zemljišč od leta 1996 ne štejemo več za investicijo v osnovna sredstva.

V vrednosti *gradbenih del* upoštevamo tudi vrednost opreme, ki je vgrajena v gradbene objekte, v vrednost *opreme* pa so zajeti tudi stroški montaže, transporta in zavarovanja.

### Viri za financiranje investicij

To so vsi viri oz. izdatki, ki so potrebni za financiranje investicij v nova in rabljena osnovna sredstva in se lahko pridobijo: iz lastnih sredstev (tudi realizacija v lastni režiji), iz združenih sredstev, iz finančnih sredstev (kreditih in finančni najem), iz sredstev posebnih namenskih skladov iz Slovenije in Evropske unije ter pridobitev osnovnih sredstev brez nadomestil oz. brezplačno.

**Bruto investicije v nove zmogljivosti** so vlaganja za ustanavljanje novih samostojnih podjetij, organizacij in obratov ter graditev prometnih poti, ki jih prej ni bilo ali pa so imele drugačen namen kot na novo zgrajene.

**Bruto investicije za razširitev, rekonstrukcijo in posodobitev** so vlaganja v obstoječe zmogljivosti zaradi povečanega obsega proizvodnje ali storitev ali zaradi spremembe tehnologije in tehnike proizvodnje; zajemajo tudi preureditev že obstoječih objektov, opreme in naprav ter tudi graditev ali nabavo novih osnovnih sredstev v sklopu že obstoječe organizacijsko samostojne delovne enote.

**Bruto investicije za vzdrževanje obstoječih zmogljivosti na enaki ravni** so vlaganja zaradi zamenjave, intenzifikacije in racionalizacije proizvodnje, ne da bi širili razpoložljive zmogljivosti ali bistveno spreminjali sedanjo tehnologijo ali tehniko proizvodnje.

### Objavljanje

Letno:

Prva objava

Podatkovna baza SI-STAT

Statistične informacije. Poslovni subjekti. Bruto investicije v osnovna sredstva  
Statistični letopis Republike Slovenije

Sestavila / Prepared by: Božidara Benedik

Izdaja, založba in tisk Statistični urad Republike Slovenije, Ljubljana, Vožarski pot 12 - **Uporaba in objava podatkov dovoljena le z navedbo vira** - Odgovarja generalna direktorica mag. Irena Križman - Urednica zbirke Statistične informacije Marina Urbas - Urednica podzbirke Nataša Gorjan - Slovensko besedilo jezikovno uredila Ivanka Zobec - Angleško besedilo jezikovno uredil Boris Panič - Naklada 35 izvodov - ISSN zbirke Statistične informacije 1408-192X - ISSN podzbirke Poslovni subjekti 1580-1829 - Informacije daje Informacijsko središče, tel.: (01) 241 51 04 - El. pošta: info.stat@gov.si - http://www.stat.si.

- own formation of fixed assets and gratis fixed assets;
- purchase value of fixed assets in financial leasing;
- real estate as an investment asset if it contributes to economic benefits in the sum of rents or it expresses the enlargement of the value; and if it is possible to measure the purchase value.

Fixed assets (new and existing) are valued at purchase value, which is composed of purchase price plus eventual taxes (e.g. VAT), costs of delivery and other direct costs (e.g. transport, assembly, etc.).

### Fixed assets

are **produced assets** that are used continuously in the production process for more than a year.

In accordance with ESA-95 and Slovenian accounting standards, fixed assets are divided into two large groups – i.e. tangible and intangible fixed assets:

- **tangible fixed assets** include construction work, land improvement, machinery, transport and other equipment, orchard development and breeding stock, whereas
- **intangible fixed assets** include studies, projects and research work; software and entertainment and originals in the field of literature, film, music, etc.

Since 1996 purchase of land has not been part of fixed capital formation.

*Construction work* also includes the value of equipment built in the buildings. The value of *equipment* includes costs of assembly, transport and insurance.

### Sources of financing capital formation

These are all sources or expenditure necessary for financing fixed capital formation for new and existing fixed assets. They are divided into own financial assets, joint assets, financial credits, assets of funds from Slovenia and the European Union and acquisition without compensation.

**Gross investment in new capacities** is investment in creating new enterprises, organisations and units; construction of roads, etc., which previously did not exist or their purpose has been changed.

**Gross investment for enlargement, reconstruction and renovation** is investment in existing capacities because of increased volume of production or services, or because of the change of technology. It also covers reorganisation of existing buildings and equipment, and construction or purchase of new fixed assets within the scope of an existing organisationally independent unit.

**Gross investment for maintenance of existing capacities at the same level** is investment due to replacement, intensification and rationalisation of production, but without expanding the existing capacities or fundamentally changing the present technology.

### Publishing

Annually:

First Release

SI-STAT Database

Rapid Reports. Business entities. Gross investment

Statistical Yearbook of the Republic of Slovenia

Edited, published and printed by the Statistical Office of the Republic of Slovenia, Ljubljana, Vožarski pot 12 - **These data can be used provided the source is acknowledged** - Director-General Irena Križman - Rapid Reports editor Marina Urbas - Subject-matter editor Nataša Gorjan - Slovene language editor Ivanka Zobec - English language editor Boris Panič - Total print run 35 copies - ISSN of Rapid Reports 1408-192X - ISSN of subcollection Business entities 1580-1829 - Information is given by the Information Centre of the Statistical Office of the Republic of Slovenia, tel.: +386 1 241 51 04 - E-mail: info.stat@gov.si - http://www.stat.si.