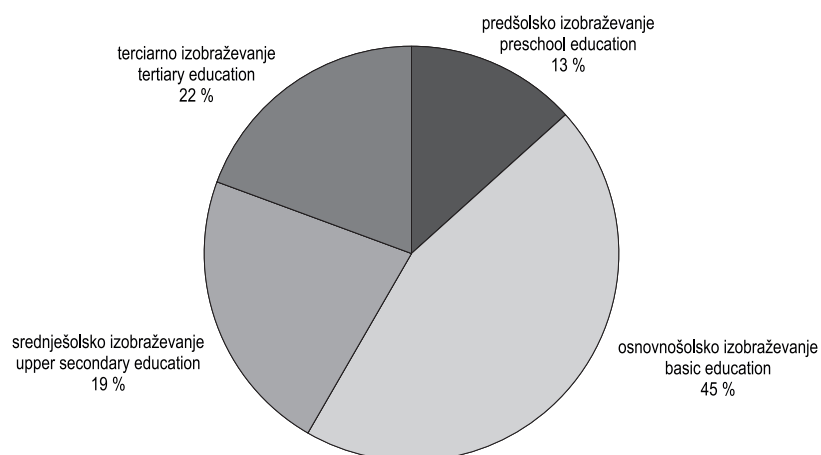




IZDATKI ZA FORMALNO IZOBRAŽEVANJE, SLOVENIJA, 2011 – končni podatki
EXPENDITURE FOR FORMAL EDUCATION, SLOVENIA, 2011 – final data

- ▶ Celotni proračunski izdatki za formalno izobraževanje v Sloveniji so v letu 2011 presegli 2 milijardi EUR, njihov delež v BDP se je glede na leto 2010 povečal na 5,68 % oz. za 0,02 odstotne točke.
- ▶ Transferji gospodinjstvom in drugim zasebnim entitetam v letu 2011 so predstavljali skoraj 9 % celotnih javnih izdatkov za formalno izobraževanje v letu, javni izdatki za izobraževalne ustanove pa preostalih 91 %.
- ▶ Nekaj manj kot dve tretjini teh transferjev sta bili namenjeni za terciarno izobraževanje. Javni transferji so tako predstavljali skoraj četrtino vseh izdatkov za terciarno izobraževanje.
- ▶ Celotni izdatki za izobraževalne ustanove (javni, zasebni, mednarodni), izraženi z deležem v BDP, so se v letu 2011 glede na leto 2010 zmanjšali na ravneh osnovnošolskega in srednješolskega izobraževanja, povečali pa na ravni predšolskega in terciarnega izobraževanja. Skupni delež celotnih javnih – proračunskih izdatkov za izobraževalne ustanove je v letu 2011 ostal nespremenjen (5,92 %).
- ▶ Glede na raven izobraževanja je bil delež zasebnih izdatkov za izobraževalne ustanove največji v predšolskem izobraževanju (tu je v letu 2011 predstavljal 19 % vseh izdatkov za izobraževalne ustanove predšolskega izobraževanja) in v terciarnem izobraževanju (tu so zasebni izdatki v letu 2011 predstavljali 14 % vseh izdatkov za izobraževalne ustanove terciarnega izobraževanja).
- ▶ Total public expenditure for formal education in Slovenia in 2011 exceeded EUR 2 billion; in comparison with 2010 its share in gross domestic product increased to 5.68% or by 0.02 of a percentage point.
- ▶ Of total public expenditure for educational institutions in 2011, 9% were transfers to households and other private entities and the remaining 91% was public expenditure for educational institutions.
- ▶ Slightly less than two-thirds of public transfers were intended for tertiary education. Public transfers thus represented almost a quarter of total public expenditure for tertiary education.
- ▶ Compared to 2010, the (public, private, international) expenditure for educational institutions in 2011, expressed as a percentage of GDP, decreased at basic and upper secondary education and increased at preschool and tertiary education. The total share of expenditure for educational institutions remained the same (5.92%) as in the previous year.
- ▶ By level of education, in 2011 the share of private expenditure for educational institutions was the highest in preschool education (19% of total expenditure for preschool education institutions) and in tertiary education (almost 14% of total expenditure for tertiary education institutions).

Grafikon 1: Struktura celotnih izdatkov za izobraževalne ustanove po ravneh izobraževanja, Slovenija, 2011
Chart 1: Structure of total expenditure for educational institutions by level of education, Slovenia, 2011



© SURS

Celotni proračunski izdatki za formalno izobraževanje vsako leto višji

Absolutni znesek celotnih javnih izdatkov za formalno izobraževanje se je od leta 2008 do leta 2011 vsako leto zvišal, njihov delež v BDP pa prav tako, razen v letu 2010; v letu 2010 je njihov delež v BDP ostal enak kot v letu 2009.

V letu 2008 so znašali 1.937,8 milijona EUR ali 5,20 % BDP, v letu 2009 so znašali 2.013,9 milijona EUR ali 5,66 % BDP, v letu 2010 so znašali 2.013,9 milijona EUR ali 5,66 % BDP, v letu 2011 pa 2.053,5 milijona EUR ali 5,68 % BDP.

Total public expenditure for formal education on the rise

The absolute amount of public expenditure for formal education and the share in GDP increased every year in the 2008-2011 period, except in 2010 when the share in GDP remained the same as in 2009.

In 2008 total public expenditure for formal education amounted to EUR 1,937.8 million (5.20% of GDP), in 2009 to EUR 2,013.9 million (5.66% of GDP), in 2010 to EUR 2,013.9 million (5.66% of GDP) and in 2011 to EUR 2,053.5 million (5.68% of GDP).

Tabela 1: Celotni proračunski izdatki za formalno izobraževanje v BDP po ravneh izobraževanja, Slovenija

Table 1: Total public expenditure for formal education as a percentage of GDP by level of education, Slovenia

%

Leto	Ravni izobraževanja/Levels of education					Year
	skupaj ¹⁾ total ¹⁾	predšolsko izobraževanje preschool education	osnovnošolsko izobraževanje basic education	srednješolsko izobraževanje upper secondary education	terciarno izobraževanje tertiary education	
2008	5,20	0,49	2,35	1,15	1,21	2008
2009	5,66	0,56	2,48	1,25	1,37	2009
2010	5,66	0,58	2,48	1,24	1,36	2010
2011	5,68	0,64	2,45	1,21	1,37	2011

1) Zaradi zaokroževanja se vsote včasih ne ujemajo./The totals do not match because of rounding.

Vir/Source: SURS

Največji delež celotnih proračunskih izdatkov za formalno izobraževanje namenjen za osnovnošolsko izobraževanje

Največji delež celotnih proračunskih izdatkov za formalno izobraževanje v BDP v letu 2011 je bil namenjen za osnovnošolsko izobraževanje, in sicer 2,45 % BDP; za terciarno izobraževanje je bilo namenjenih 1,37 % BDP, za srednješolsko izobraževanje 1,21 % BDP, za predšolsko izobraževanje pa 0,64 % BDP.

The highest share of total public expenditure intended for basic education

In 2011, the highest share of total public expenditure for formal education in GDP was intended for basic education (2.45%), followed by tertiary education with 1.37%, upper secondary education with 1.21% and preschool education with 0.64%.

Tabela 2: Celotni proračunski izdatki za formalno izobraževanje po ravneh izobraževanja in namenu porabe, Slovenija

Table 2: Total public expenditure for formal education by level of education and purpose of expenditure, Slovenia

1.000 EUR

Celotni proračunski izdatki	Ravni izobraževanja/Levels of education						Total public expenditure
	skupaj ¹⁾ total ¹⁾	predšolsko izobraževanje preschool education	osnovno- šolsko izobraževanje basic education	srednješolsko izobraževanje upper secondary education	terciarno izobraževanje tertiary education	nerazporejeno po ravneh not allocated by levels	
2008							
Skupaj¹⁾	1.937.823	182.281	876.439	427.515	451.478	109	Total¹⁾
neposredna poraba za izobraževalne ustanove	1.785.275	182.275	876.322	380.011	346.646	21	direct expenditure for public institutions
transferji, plačila za gospodinjstva in druge zasebne entitete	152.548	6	117	47.504	104.832	89	transfers and payments to households and other private entities
štípendije in druge pomoči študentom	151.959	-	-	47.139	104.820	-	scholarships and other grants to students
transferji za druge zasebne entitete	589	6	117	364	13	89	transfers to other private entities

- ni pojava/no occurrence of event

1) Zaradi zaokroževanja se vsote včasih ne ujemajo./The totals do not match because of rounding.

Vir/Source: SURS

Tabela 2: Celotni proračunski izdatki za formalno izobraževanje po ravneh izobraževanja in namenu porabe, Slovenija (nadaljevanje)

Table 2: Total public expenditure for formal education by level of education and purpose of expenditure, Slovenia (continued)

1.000 EUR

Celotni proračunski izdatki	Ravni izobraževanja/Levels of education						Total public expenditure
	skupaj ¹⁾ total ¹⁾	predšolsko izobraževanje preschool education	osnovno- šolsko izobraževanje basic education	srednješolsko izobraževanje upper secondary education	terciarno izobraževanje tertiary education	nerazporejeno po ravneh not allocated by levels	
2009							
Skupaj¹⁾	2.013.949	198.886	880.868	444.201	488.410	1.583	Total¹⁾
neposredna poraba za izobraževalne ustanove	1.857.276	198.874	880.768	395.471	380.651	1.512	direct expenditure for public institutions
transferji, plačila za gospodinjstva in druge zasebne entitete	156.672	13	100	48.729	107.759	71	transfers and payments to households and other private entities
štipendije in druge pomoči študentom	156.389	-	-	48.629	107.759	-	scholarships and other grants to students
transferji za druge zasebne entitete	283	13	100	100	0	71	transfers to other private entities
2010							
Skupaj¹⁾	2.016.547	207.217	882.440	444.603	484.912	1.375	Total¹⁾
javni izdatki neposredno za izobraževalne ustanove	1.848.811	207.212	882.400	386.495	371.408	1.295	public direct expenditure for educational institutions
transferji, plačila gospodinjstvom in drugim zasebnim entitetam	167.736	5	40	54.108	113.503	80	transfers and payments to households and other private entities
štipendije in druge pomoči študentom	167.571	-	-	54.068	113.503	-	scholarships and other grants to students
transferji za druge zasebne entitete	164	5	40	40	0	80	transfers to other private entities
2011							
Skupaj¹⁾	2.053.513	231.635	884.820	438.527	496.943	1.588	Total¹⁾
javni izdatki neposredno za izobraževalne ustanove	1.866.776	231.609	884.221	368.846	380.583	1.517	public direct expenditure for educational institutions
transferji, plačila gospodinjstvom in drugim zasebnim entitetam	186.737	26	600	69.681	116.360	70	transfers and payments to households and other private entities
štipendije in druge pomoči študentom	174.822	-	-	58.546	116.275	-	scholarships and other grants to students
transferji za druge zasebne entitete	11.915	26	600	11.135	85	70	transfers to other private entities

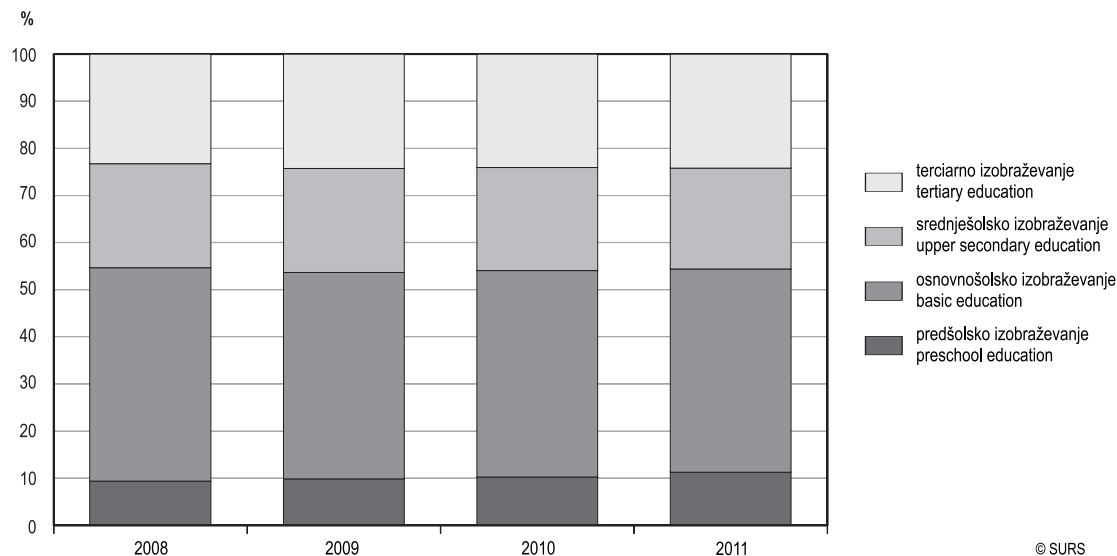
- ni pojava/no occurrence of event

1) Zaradi zaokroževanja se vsote včasih ne ujemajo./The totals do not match because of rounding.

Vir/Source: SURS

Grafikon 2: Struktura celotnih proračunskih izdatkov za formalno izobraževanje po ravneh izobraževanja, Slovenija, 2011

Chart 2: Structure of total public expenditure for formal education by level of education, Slovenia, 2011



© SURS

Vir/Source: SURS

Za osnovnošolsko izobraževanje skoraj polovica sredstev

V letu 2011 je bilo za osnovnošolsko izobraževanje namenjenih 43,1 % vseh javnih sredstev za formalno izobraževanje. Za terciarno izobraževanje je bilo namenjenih 24,2 %, za srednješolsko izobraževanje 21,4 % in za predšolsko izobraževanje 11,3 % javnih sredstev.

Struktura porabe celotnih proračunskih sredstev po ravneh izobraževanja je bila v letih 2007 in 2008 približno enaka; v letu 2011 se je v primerjavi z letom 2010 nekoliko povečal delež izdatkov za predšolsko in terciarno izobraževanje, nekoliko znižal pa se je delež izdatkov za srednješolsko in osnovnošolsko izobraževanje.

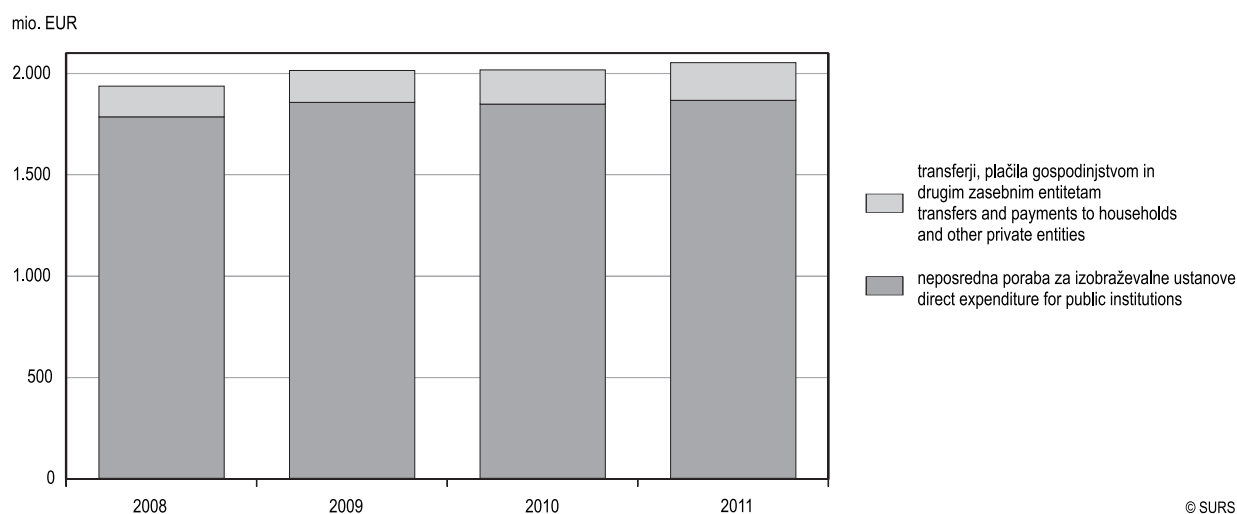
Almost half of funds go to basic education

In 2011, 43.1% of total public expenditure for formal education was intended for basic education, 24.2% for tertiary education, 21.4% for upper secondary education and 11.3% for preschool education.

The structure of public expenditure by levels of education in 2006, 2007 and 2008 was similar. Compared to 2010, in 2011 the shares of expenditure slightly increased for preschool and tertiary education, while the shares of expenditure for upper secondary and basic education decreased.

Grafikon 3: Celotni proračunski izdatki za formalno izobraževanje po namenu porabe, Slovenija

Chart 3: Total public expenditure for formal education by purpose of expenditure, Slovenia



Vir/Source: SURS

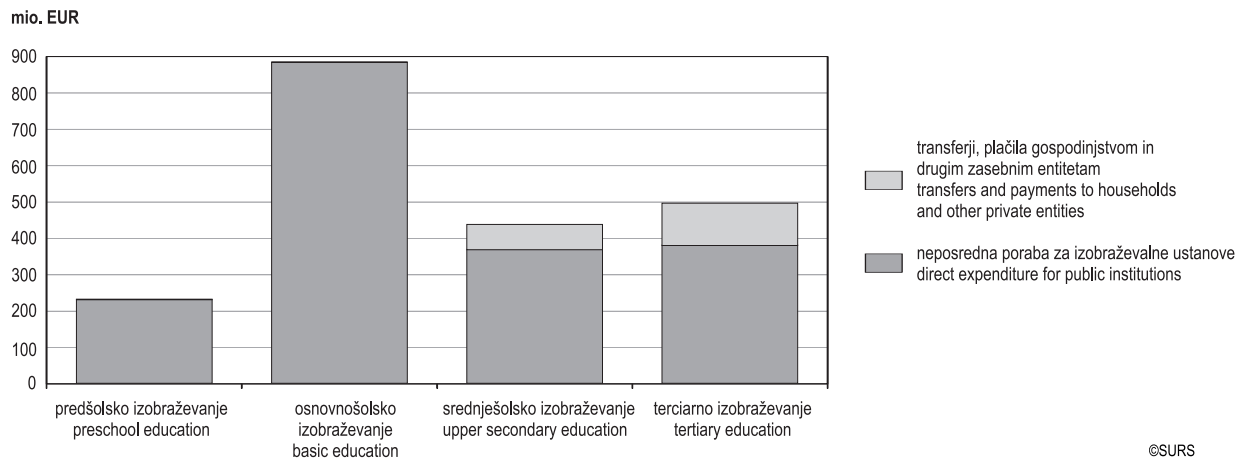
Javni transferji predvsem za terciarno izobraževanje

Transferji, namenjeni gospodinjstvom in drugim zasebnim entitetam, so v letih 2008, 2009, 2010 in 2011 pomenili manj kot desetino celotnih proračunskih izdatkov za formalno izobraževanje (v letih 2008, 2009, 2010 po 8 % in v letu 2011 9 %). Skoraj vsi transferji so bili namenjeni za terciarno izobraževanje (skoraj dve tretjini) in za srednješolsko izobraževanje (več kot tretjina). V sestavi celotnih proračunskih izdatkov za terciarno izobraževanje v letu 2011 so tako transferji za gospodinjstva in druge zasebne entitete predstavljali manj kot četrtno celotnih proračunskih izdatkov.

Public transfers mainly for tertiary education

In the 2008-2010 period public transfers to households and other private entities represented less than a tenth of total public expenditure for education: in 2008, 2009 and 2010 8%, and in 2011 9%. Almost all public transfers were intended for tertiary (almost two thirds) and upper secondary (more than a third) education. In the structure of tertiary education expenditure in 2011, transfers to households and other private entities represented almost a quarter.

Grafikon 4: Celotni proračunski izdatki za formalno izobraževanje po ravneh izobraževanja in namenu porabe, Slovenija, 2011
Chart 4: Total public expenditure for formal education by level of education and purpose of expenditure, Slovenia, 2011



Vir/Source: SURS

Investicijski izdatki vse nižji

V letu 2008 je bilo za izobraževalne ustanove namenjenih 92,1 % vseh javnih izdatkov za formalno izobraževanje, v letu 2009 je ta delež obsegal 92 %, v 2010 je obsegal 91,7 %, v letu 2011 pa 90,9 %.

Investicijski izdatki med vsemi javnimi izdatki za izobraževalne ustanove so se z leti zmanjševali: v letu 2008 so znašali 9,9 %, v letu 2009 so znašali 9,6 %, v letu 2010 8,4 %, v letu 2011 pa 8,3 %.

Delež mednarodnih (tujih) virov sredstev majhen

Mednarodni (tuji) viri sredstev za formalno izobraževanje so med vsemi sredstvi za formalno izobraževanje predstavljali le majhen delež (1,5 %).

Največji delež teh sredstev je bil plačan neposredno izobraževalnim ustanovam, in sicer 63,3 % v letu 2008, 57,9 % v letu 2009, 53,4 % v letu 2010 in 60,0 % v letu 2011. Preostali del sredstev pa je bil nakazan kot transfer centralni ali lokalni državi (državi in občinam).

Investment expenditure is falling

In 2008, 92.1% of total public expenditure for formal education was spent on educational institutions; in 2009 the share was 92%, in 2010 it was 91.7% and in 2011 it was 90.9%.

Investment expenditure in total public expenditure for educational institutions declined over the years. In 2008 the share was 9.9%, in 2009 it was 9.6%, in 2010 it was 8.4% and in 2011 it was 8.3%.

Modest international (foreign) sources of funds

International (foreign) sources of funds for education represented only a low share of total expenditure for education (1.5%).

The highest share of international (foreign) expenditure for education was paid directly to educational institutions: 72.5% in 2007, 63.3% in 2008, 57.9% in 2010 and 60.0% in 2011. The remaining part of international funds was transfers to central/local government (the state and municipalities).

Tabela 3: Mednarodni (tuji) viri sredstev za formalno izobraževanje, Slovenija

Table 3: International (foreign) sources of funds for formal education, Slovenia

1.000 EUR

Mednarodni oz. tuji viri	Leto/Year				International (foreign) sources of funds
	2008 ¹⁾	2009	2010	2011 ¹⁾	
Skupaj	14.934	24.006	28.695	52.551	Total
plačani neposredno izobraževalnim ustanovam	9.457	13.888	15.348	31.531	paid directly to educational institutions
transferji plačani centralni/lokalni državi	5.477	10.117	13.347	21.020	paid to central/local government

1) Zaradi zaokroževanja se vsote včasih ne ujemajo. /The totals do not match because of rounding.

Vir/Source: SURS

Izdatki gospodinjstev in drugih zasebnih entitet za izobraževalne ustanove zavzemali v strukturi zasebnih izdatkov za formalno izobraževanje največji delež

V strukturi zasebnih izdatkov za formalno izobraževanje so predstavljali največji delež izdatki gospodinjstev in drugih zasebnih entitet za izobraževalne ustanove (za šolnine, za šolo v naravi, za učbeniški sklad, za ekskurzije ...), in sicer nekaj manj kot tri četrtine. Izdatki gospodinjstev za izobraževalne izdelke in storitve zunaj izobraževalnih ustanov (izdatki za šolsko opremo, za knjige, za inštrukcije ...) so predstavljali manj kot tretjino vseh izdatkov, preostali del (6,8 % v letu 2008, 6,2 % v letu 2009, 5,8 % v letu 2010 in 5,2 % v letu 2011) pa je predstavljala finančna pomoč podjetij, namenjena študentom in gospodinjstvom (kadrovske štipendije podjetij).

Celotni izdatki za izobraževalne ustanove v 2011 enaki kot v 2010

Celotni izdatki (javni, zasebni, mednarodni) za izobraževalne ustanove so v letu 2011 znašali 2.140,1 milijona EUR, to je za 1,6 % več kot v letu 2010.

Njihov delež v BDP pa se je od leta 2008 do leta 2010 povečeval (v letu 2008 je znašal 5,45 %, v letu 2009 5,94 %, v letu 2010 pa 5,92 %), v letu 2011 pa je ostal enak kot v letu 2010, in sicer je znašal 5,92 %. Celotni izdatki za izobraževalne ustanove v letu 2011, izraženi z deležem v BDP, so se v primerjavi z letom 2010 najbolj povečali na ravni predšolskega in terciarnega izobraževanja (po 0,05 odstotne točke).

Expenditure of households and other private entities for educational institutions prevails

The highest share in the structure of private expenditure for formal education (almost three quarters) was expenditure of households and other private entities for educational institutions (for school fees, outdoor education, textbook fund, field trips, etc.). Household expenditure for educational goods and services outside educational institutions (for school equipment, books, instructions, etc.) represented less than a third of total expenditure, while the rest (6.8% in 2008, 6.2% in 2009, 5.8% in 2010 and 5.2% in 2011) was financial aid to students/households by enterprises (sponsorships).

The 2011 total expenditure for educational institutions remained the same at annual level

In 2011, total (public, private and international) expenditure for educational institutions amounted to EUR 2,140.1 million and was thus 1.6% higher than in 2010.

Its share in GDP decreased from 5.45% in 2008 to 5.94% in 2009, increased to 5.92% in 2010 and remained the same in 2011. Compared to 2010, the 2011 total expenditure for educational institutions as a percentage of GDP increased the most in preschool and tertiary education (each by 0.05 of a percentage point).

Tabela 4: Zasebni izdatki gospodinjstev in drugih zasebnih entitet za formalno izobraževanje, Slovenija

Table 4: Private expenditure of households and other private entities for formal education, Slovenia

1.000 EUR

Zasebni izdatki	Leto/Year				Private expenditure
	2008	2009	2010	2011	
Izdatki gospodinjstev in drugih zasebnih entitet, plačani neposredno izobraževalnim ustanovam	233.923	241.196	242.476	241.800	Expenditure of households and other private entities paid directly to educational institutions
Izdatki drugih zasebnih entitet za finančno pomoč študentom in gospodinjstvom	21.040	19.872	19.151	17.004	Expenditure of other private entities for financial aid to students/households
Izdatki gospodinjstev za izobraževalne storitve in izdelke zunaj izobraževalnih ustanov	54.458	60.081	66.705	67.905	Expenditure of households for educational goods and services outside educational institutions

Vir/Source: SURS

Tabela 5: Celotni izdatki za izobraževalne ustanove (proračunski, zasebni in mednarodni) po ravneh izobraževanja, Slovenija

Table 5: Total (public, private and international) expenditure for educational institutions by level of education, Slovenia

1.000 EUR

	Ravni izobraževanja/Levels of education						
	skupaj ¹⁾ total ¹⁾	predšolsko izobraževanje preschool education	osnovnošolsko izobraževanje basic education	srednješolsko izobraževanje upper secondary education	terciarno izobraževanje tertiary education	nerazporejeno po ravneh not allocated by levels	
2008							
Skupaj¹⁾	2.028.655	235.193	954.252	416.762	422.427	21	Total¹⁾
javni	1.785.275	182.275	876.322	380.011	346.646	21	public
zasebni	233.923	52.917	77.773	36.244	66.989	0	private
mednarodni	9.457	1	157	507	8.792	0	international
2009							
Skupaj¹⁾	2.112.360	250.879	964.542	435.015	460.412	1.512	Total¹⁾
javni	1.857.276	198.874	880.768	395.471	380.651	1.512	public
zasebni	241.196	51.994	83.622	38.764	66.815	0	private
mednarodni	13.888	11	152	779	12.946	0	international
2010							
Skupaj¹⁾	2.106.634	262.019	964.255	426.596	452.470	1.295	Total¹⁾
javni	1.848.811	207.212	882.400	386.495	371.408	1.295	public
zasebni	242.476	54.805	81.400	39.068	67.202	0	private
mednarodni	15.348	1	454	1.033	13.859	0	international

Tabela 5: Celotni izdatki za izobraževalne ustanove (javni, zasebni in mednarodni) po ravneh izobraževanja, Slovenija (nadaljevanje)

Table 5: Total (public, private and international) expenditure for educational institutions by level of education, Slovenia (continued)

1.000 EUR

	Ravni izobraževanja/Levels of education						
	skupaj ¹⁾ total ¹⁾	predšolsko izobraževanje preschool education	osnovnošolsko izobraževanje basic education	srednješolsko izobraževanje upper secondary education	terciarno izobraževanje tertiary education	nerazporejeno po ravneh not allocated by levels	
2011							
Skupaj¹⁾	2.140.107	285.096	962.421	414.443	476.629	1.517	Total¹⁾
javni	1.866.776	231.609	884.221	368.846	380.583	1.517	public
zasebni	241.800	53.469	77.601	44.562	66.168	0	private
mednarodni	31.531	17	599	1.036	29.879	0	international

1) Zaradi zaokroževanja se vsote včasih ne ujemajo./The totals do not match because of rounding.

Vir/Source: SURS

Največ sredstev namenjenih za osnovnošolsko izobraževanje

V sestavi celotnih izdatkov za izobraževalne ustanove po ravneh izobraževanja so zavzemali največji delež izdatki za ustanove na ravni osnovnošolskega izobraževanja (45 % v letu 2011), sledili so izdatki za ustanove na ravni terciarnega izobraževanja (22 % v letu 2011), izdatki za ustanove na ravni srednješolskega izobraževanja (19 % v letu 2011) in izdatki za ustanove na ravni predšolskega izobraževanja (13 % v letu 2011).

Funds for basic education prevail

In the structure of total expenditure for educational institutions by levels of education, the highest share was that of expenditure for basic education institutions (45% in 2011), followed by expenditure for tertiary education institutions (22% in 2011), upper secondary education institutions (19% in 2011) and preschool education institutions (13% in 2011).

Tabela 6: Celotni izdatki za izobraževalne ustanove v BDP po ravneh izobraževanja, Slovenija

Table 6: Total expenditure for educational institutions as a percentage of GDP by level of education, Slovenia

% BDP/of GDP

	Ravni izobraževanja/Levels of education						
	skupaj ¹⁾ total ¹⁾	predšolsko izobraževanje preschool education	osnovnošolsko izobraževanje basic education	srednješolsko izobraževanje upper secondary education	terciarno izobraževanje tertiary education	nerazporejeno po ravneh not allocated by levels	
2008							
Skupaj¹⁾	5,45	0,63	2,56	1,12	1,13	0,00	Total¹⁾
javni	4,79	0,49	2,35	1,02	0,93	0,00	public
zasebni	0,63	0,14	0,21	0,10	0,18	0,00	private
mednarodni	0,03	0,00	0,00	0,00	0,02	0,00	international
2009							
Skupaj¹⁾	5,94	0,71	2,71	1,22	1,29	0,00	Total¹⁾
javni	5,22	0,56	2,48	1,11	1,07	0,00	public
zasebni	0,68	0,15	0,24	0,11	0,19	0,00	private
mednarodni	0,04	0,00	0,00	0,00	0,04	0,00	international
2010							
Skupaj¹⁾	5,92	0,74	2,71	1,20	1,27	0,00	Total¹⁾
javni	5,19	0,58	2,48	1,09	1,04	0,00	public
zasebni	0,68	0,15	0,23	0,11	0,19	0,00	private
mednarodni	0,04	0,00	0,00	0,00	0,04	0,00	international
2011							
Skupaj¹⁾	5,92	0,79	2,66	1,15	1,32	0,00	Total¹⁾
javni	5,16	0,64	2,45	1,02	1,05	0,00	public
zasebni	0,67	0,15	0,21	0,12	0,18	0,00	private
mednarodni	0,09	0,00	0,00	0,00	0,08	0,00	international

1) Zaradi zaokroževanja se vsote včasih ne ujemajo./The totals do not match because of rounding.

Vir/Source: SURS

Celotni proračunski izdatki nekoliko višji

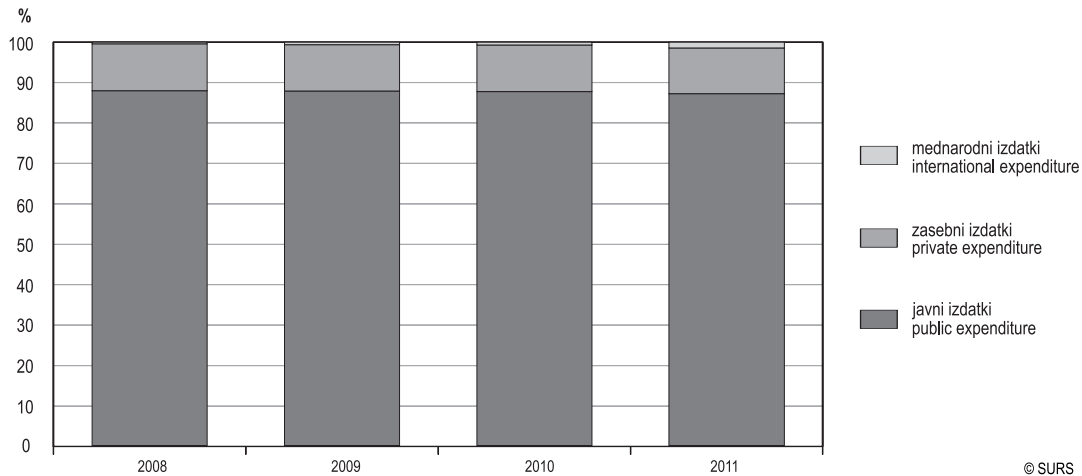
Med celotnimi izdatki za izobraževalne ustanove so predstavljali največji del proračunski izdatki, in sicer v letih 2008, 2009 ter 2010 okoli 88 %, in v 2011 okoli 87 %.

Total public expenditure higher

The highest share of total expenditure for educational institutions was that of public expenditure, about 88% in 2008, 2009 and 2010 and about 87% in 2011.

Grafikon 5: Struktura javnih in zasebnih izdatkov za izobraževalne ustanove ter mednarodnih sredstev, plačanih neposredno izobraževalnim ustanovam, Slovenija

Chart 5: Structure of public, private and international expenditure for educational institutions, Slovenia



© SURS

Vir/Source: SURS

Delež zasebnih izdatkov za izobraževalne ustanove največji v predšolskem izobraževanju

Zasebni izdatki so v letu 2008 predstavljali 11,5 % celotnih izdatkov za izobraževalne ustanove, v letih 2009, 2010 in 2011 pa se je njihov delež znižal, in sicer v vsakem letu za malo več kot 1 odstotno točko.

Glede na raven izobraževanja je bil delež zasebnih izdatkov za izobraževalne ustanove največji v predšolskem izobraževanju (tu je v letu 2011 predstavljal 19 % vseh izdatkov za izobraževalne ustanove predšolskega izobraževanja) in v terciarnem izobraževanju (tu so zasebni izdatki v letu 2011 predstavljali 14 % vseh izdatkov za izobraževalne ustanove terciarnega izobraževanja).

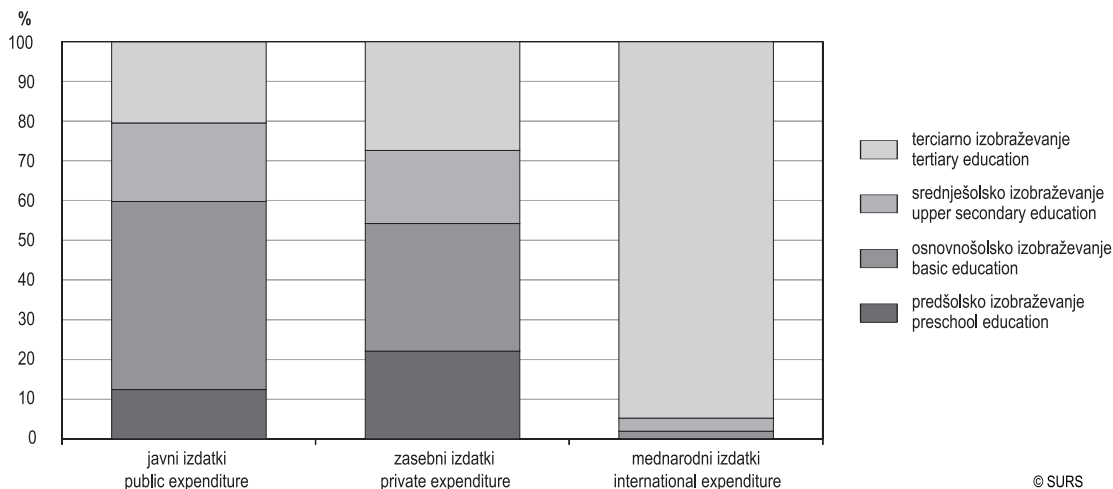
The highest share of private expenditure for educational institutions in preschool education

Private expenditure in 2008 represented 11.5% of total expenditure for educational institutions, while in 2009, 2010 and 2011 there was a decrease by more than one percentage point per year.

By level of education, the share of private expenditure for educational institutions was the highest in preschool education (19% of total expenditure for preschool education institutions in 2011) and tertiary education (14% of total expenditure for tertiary education institutions in 2011).

Grafikon 6: Struktura javnih in zasebnih izdatkov za izobraževalne ustanove ter mednarodnih sredstev, plačanih neposredno izobraževalnim ustanovam, po ravneh izobraževanja, Slovenija, 2011

Chart 6: Structure of public, private and international expenditure for educational institutions by level of education, Slovenia, 2011



© SURS

Vir/Source: SURS

Mednarodni (tuji) viri sredstev (izdatki), plačani neposredno izobraževalnim ustanovam, znašali manj kot odstotek

Navedeni mednarodni izdatki za izobraževalne ustanove so v letu 2011 predstavljali 0,7 % vseh izdatkov za izobraževalne ustanove. Velika večina mednarodnih sredstev je bila namenjena za terciarno izobraževanje, in sicer so ta sredstva v letu 2011 predstavljala 3,1 % vseh izdatkov za izobraževalne ustanove v terciarnem izobraževanju.

International (foreign) sources of funds paid directly to educational institutions lower than 1%

In 2011, international expenditure represented 0.7% of total expenditure for educational institutions. The large majority of international funds was spent for tertiary education, where these funds represented 3.1% of total expenditure for tertiary education institutions in 2011.

Tabela 7: Celotni proračunski izdatki za formalno izobraževanje, Slovenija

Table 7: Total public expenditure for formal education, Slovenia

1.000 EUR

	Leto/Year				
	2008	2009	2010	2011	
Skupaj	2.083.113	2.172.441	2.173.339	2.208.012	Total
za izobraževalne ustanove	2.028.655	2.112.360	2.106.634	2.140.107	for educational institutions
za izobraževalne izdelke in storitve zunaj izobraževalnih ustanov	54.458	60.081	66.704	66.905	for educational services and goods purchased other than by educational institutions

Vir/Source: SURS

Celotni proračunski izdatki za formalno izobraževanje znašali 6,1 % BDP

Celotni proračunski izdatki za formalno izobraževanje (vsi izdatki za izobraževalne ustanove in izdatki gospodinjstev za izobraževalne izdelke in storitve zunaj izobraževalnih ustanov) v Sloveniji so v letu 2008 znašali 2.083,1 milijona EUR ali 5,59 % BDP.

V letih 2009, 2010 in 2011 so se celotni izdatki za formalno izobraževanje sicer povečali, in sicer v letu 2009 na 2.172,4 milijona EUR, v letu 2010 na 2.173,3 milijona EUR, v letu 2011 pa na 2.208 milijona EUR, njihov delež v BDP pa se je povečal v letu 2009 na 6,11 %, v letu 2010 se je rahlo znižal na 6,10 % BDP in v letu 2011 zopet povečal, na 6,11 % BDP.

Izdatki gospodinjstev za formalno izobraževanje v letu 2011 presegli 66 milijonov EUR

Izdatki gospodinjstev za izobraževalne izdelke in storitve zunaj izobraževalnih ustanov so se (po oceni na podlagi podatkov iz Ankete o porabi v gospodinjstvih) povečali z 58,3 milijona EUR (v letu 2007) na 67,9 milijona EUR (v letu 2011), njihov delež v celotnih izdatkih za formalno izobraževanje pa se je povečal s 3,0 % (v letu 2006) na 3,3 % (v letu 2011).

Total public expenditure for formal education amounted to 6.1% of GDP

Total expenditure for educational institutions (total expenditure for educational institutions and household expenditure for educational goods and services outside educational institutions) in Slovenia amounted in 2008 to EUR 2,083.1 million, which was 5.59% of GDP.

In the following three years total expenditure for formal education increased to EUR 2,172.4 million in 2009, to EUR 2,173.3 million in 2010 and to EUR 2,208 million in 2011, but their share in GDP was 6.11% in 2009, it slightly fell to 6.10% in 2010 and returned to 6.11% in 2011.

Household expenditure for educational goods and services amounted to more than EUR 66 million in 2011

According to estimates based on the Household Budget Survey, household expenditure for educational goods and services outside educational institutions increased from EUR 58.3 million in 2007 to EUR 67.9 million in 2011, while its share in total expenditure for education increased from 3.0% in 2006 to 3.3% in 2011.

DRUGI ZNAMENJI

- ni pojava
- , decimalna vejica

OTHER SIGNS

- no occurrence of event
- , decimal point

KRATICE

- APG anketa o porabi v gospodinjstvih
- BDP bruto domači proizvod
- EUR evro
- SURS Statistični urad Republike Slovenije

ABBREVIATIONS

- GDP gross domestic product
- EUR Euro
- R&D Research and Development
- SURS Statistical Office of the Republic of Slovenia

MERSKI ENOTI

- % odstotek
- mio. milijon

UNITS OF MEASUREMENT

- % percentage
- mio. million

METODOLOŠKA POJASNILA

Namen raziskovanja

je pridobiti mednarodno primerljive podatke o izdatkih za formalno izobraževanje v Sloveniji, glede na namen izdatkov in raven izobraževanja.

Zajetje

Vključeni so javni, mednarodni in zasebni izdatki za formalno izobraževanje.

Javni izdatki so proračunski izdatki; vključujejo izdatke države in občin za izobraževanje; ti izdatki se naprej delijo na neposredne izdatke za poučevalne in nepoučevalne izobraževalne ustanove in na transferje oz. druga plačila gospodinjstvom in drugim zasebnim entitetam.

Mednarodni izdatki (oz. viri sredstev) vključujejo mednarodna plačila oz. plačila iz tujine neposredno izobraževalnim ustanovam in transferje državi/občinam.

Zasebni izdatki vključujejo izdatke gospodinjstev in izdatke drugih zasebnih entitet za izobraževanje. Izdatki gospodinjstev vključujejo neposredne izdatke za izobraževalne ustanove in izdatke za izobraževalne izdelke in storitve, kupljene zunaj izobraževalnih ustanov. Izdatki drugih zasebnih entitet pa vključujejo plačila neposredno izobraževalnim ustanovam in plačila za finančno pomoč študentom/gospodinjstvom.

Navedeni izdatki so razvrščeni tudi po ravneh izobraževanja.

Izdatki za formalno izobraževanje so izračunani v skladu s skupno metodologijo treh mednarodnih organizacij UNESCO, OECD in Eurostat (s kratico: metodologija UOE).

Viri podatkov in poročevalske enote

Vir podatkov o javnih izdatkih za izobraževanje so bile evidence ministrstev, ki financirajo formalno izobraževanje, predvsem Ministrstva za šolstvo in šport, kot glavnega financerja, Ministrstva za finance (izdatki občin), Ministrstva za delo, družino in socialne zadeve (pomoči študentom – republiške, Zoisove štipendije, otroški dodatki). Ministrstva so bila tudi poročevalske enote SURS-u za javne izdatke o izobraževanju.

Vir podatkov o proračunskih, zasebnih in mednarodnih izdatkih za izobraževalne ustanove so bili zaključni računi izobraževalnih ustanov.

Vir nekaterih podatkov so bila tudi raziskovanja SURS-a, in sicer:

- o izdatkih za izobraževalne izdelke in storitve zunaj izobraževalnih ustanov – Anketa o porabi v gospodinjstvih,
- o izdatkih drugih zasebnih entitet za finančno pomoč študentom/gospodinjstvom – raziskovanje o kadrovskih štipendijah dijakom in študentom,
- o izdatkih za raziskovalno-razvojno dejavnost v terciarnem sektorju – raziskovanje o raziskovalno razvojni dejavnosti.

Deleži izdatkov za formalno izobraževanje v BDP so izračunani na podlagi zadnje revizije BDP (z dne 30. avgusta 2013).

Definicije in pojasnila

Formalno izobraževanje pomeni izobraževanje, po zaključku katerega posameznik pridobi višjo raven izobrazbe.

Ravni izobraževanja – izdatki za izobraževanje so razvrščeni po osnovnih ravneh izobraževanja v Sloveniji; te so: predšolsko izobraževanje, osnovnošolsko, srednješolsko in terciarno izobraževanje.

METHODOLOGICAL EXPLANATIONS

The purpose of the survey

is to obtain internationally comparable data on expenditure for formal education in Slovenia by purpose of expenditure and level of education.

Coverage

The survey covers public, international and private expenditure for formal education.

Public expenditure covers expenditure by the central government and municipalities, and is further divided into direct expenditure for instructional and non-instructional educational institutions and transfers and other payments to households and other private entities.

International expenditure (or sources of funds) covers international payments (i.e. payments from abroad) directly to educational institutions and transfers to the central government and municipalities.

Private expenditure covers household expenditure and expenditure of other private entities for education. Household expenditure covers direct expenditure for educational institutions and expenditure for educational goods and services bought outside educational institutions. Expenditure of other private entities covers payments directly to educational institutions and payments for financial assistance to students/households.

All this expenditure is broken down by levels of education.

Expenditure for formal education is calculated in accordance with the common methodology of three international organisations UNESCO, OECD and Eurostat (UOE methodology).

Data sources and reporting units

Sources of data on public expenditure for education are records of ministries financing formal education, especially the Ministry of Education, Science, Culture and Sport as the principal providers of funds, the Ministry of Finance (expenditure of municipalities), the Ministry of Labour, Family and Social Affairs (assistance to students – national scholarships, Zois scholarships, child benefits). Ministries were reporting units for public expenditure for education.

Sources of data on public, private and international expenditure for educational institutions were annual accounts of educational institutions.

For some data, the sources were surveys conducted by the Statistical Office of the Republic of Slovenia:

- on expenditure for educational goods and services outside educational institutions – the Household Budget Survey,
- on expenditure of other private entities for financial support to students/households – the survey on sponsorships for pupils and students,
- on expenditure for R&D activity in the tertiary sector – the survey on R&D activity.

Expenditure for formal education as percentage of GDP is calculated on the basis of revised GDP (as of 30 August 2013).

Definitions and explanations

Formal education is education upon the conclusion of which an individual acquires a higher level of education.

Levels of education – expenditure for education is classified by basic levels of education in Slovenia, i.e. preschool education, basic education, upper secondary and tertiary education.

Glede na razpoložljivost podatkov v obstoječih evidencah (proračunske evidence, zaključni računi) je osnova za razvrščanje finančnih podatkov po ravneh izobraževanja glavna dejavnost oziroma vrsta izobraževalnega programa, za katerega so izobraževalne ustanove registrirane, in ne posamezni izobraževalni programi znotraj izobraževalnih ustanov.

Med izdatki za predšolsko izobraževanje je prikazan ocenjen delež izdatkov, povezanih z izvajanjem programa za drugo starostno obdobje otrok, vključenih v vrtce.

Od leta 2005 dalje od vrednosti izdatkov za osnovnošolsko izobraževanje odštejemo vrednost dela izdatkov za oddelke vrtcev v osnovnih šolah in jo prištevamo k izdatkom za predšolsko izobraževanje. Ocenjeni del navedenih izdatkov za prvo starostno obdobje (v oddelkih vrtcev) smo odšteli od celotnih izdatkov za izobraževanje.

Izdatki za srednješolsko izobraževanje vključujejo del izdatkov za terciarno izobraževanje (oddelki/enote višjega strokovnega izobraževanja v okviru srednjih šol).

Med izdatke za terciarno izobraževanje so vključeni tudi izdatki za raziskovalno-razvojno dejavnost.

Celotni proračunski izdatki za formalno izobraževanje zajemajo vse proračunske izdatke za formalno (stopenjsko) izobraževanje mladine in odraslih na ravni države in občin. Vključeni so javni izdatki neposredno za izobraževalne ustanove ter transferji in plačila gospodinjstvom in drugim zasebnim entitetam.

Javni izdatki za izobraževalne ustanove vključujejo neposredne proračunske izdatke za:

- **poučevalne izobraževalne ustanove** – vrtce, osnovne šole, srednje šole, ustanove, ki izvajajo terciarno izobraževanje, ustanove za izobraževanje odraslih, v delu ki se nanaša na formalno/stopenjsko izobraževanje;
- **nepoučevalne izobraževalne ustanove** – Ministrstvo za izobraževanje, znanost, kulturo in šport, dijaške in študentske domove, Center šolskih in obšolskih dejavnosti, Državni izpitni center, Zavod za šolstvo, Šolo za ravnatelje, Slovenski šolski muzej, Andragoški center, Center za poklicno izobraževanje, Ministrstvo za visoko šolstvo, znanost in tehnologije, v delu, ki se nanaša na formalno/stopenjsko izobraževanje.

Javni transferji gospodinjstvom in drugim zasebnim entitetam vključujejo:

- **transferje in plačila gospodinjstvom** (republiške, Zoisove štipendije, vladne in občinske kadrovske štipendije, štipendije za izobraževanje brezposelnih, otroške dodatke v delu, kjer je dodaten pogoj za izplačilo vključenost v izobraževanje, ipd.);
- **transferje drugim zasebnim entitetam** (subvencije prevoznim podjetjem za nižje cene vozovnic za učence, dijake in študente, subvencije za učbenike, učno tehnologijo in strokovno literaturo, izdatki za kurikularno prenavo in evalvacije ipd.).

Javni transferji oz. pomoči gospodinjstvom in drugim zasebnim entitetam niso vključeni v končni izračun celotnih izdatkov za formalno izobraževanje, saj so hkrati del (vir sredstev) zasebnih izdatkov za izobraževalne ustanove.

Enako velja tudi za druge transferje:

- transferje mednarodnih sredstev državi, ki so hkrati del (vir sredstev) za javne izdatke države za izobraževalne ustanove, in
- plačila drugih zasebnih entitet za finančno pomoč študentom/gospodinjstvom, ki so hkrati del (vir sredstev) zasebnih izdatkov za izobraževanje.

Depending on the availability of data in the existing records (budgetary records, annual accounts), the basis for classifying financial data by levels of education is the main activity or the type of educational program for which educational institutions are registered, and not individual educational programs within educational institutions.

Expenditure for preschool education covers the estimated share of expenditure related to the implementation of the program for the second age period of children in kindergartens.

From 2005 on we subtract part of expenditure for units of kindergartens in elementary schools from expenditure for basic education and added it to expenditure for preschool education. The estimated share of expenditure related to the program of the first age period of children (in units of kindergartens in elementary schools) is subtracted from total expenditure for formal education.

Expenditure for upper secondary education includes part of expenditure for tertiary education (departments/units of higher education in upper secondary schools).

Expenditure for tertiary education also covers expenditure for research and development.

Total public expenditure for formal education covers all government expenditure for formal education of youth and adults at national and municipal level. Covered is public direct expenditure for educational institutions as well as transfers and payments to households and other private entities.

Public expenditure for educational institutions covers direct government expenditure for:

- **instructional educational institutions** – kindergartens, elementary schools, upper secondary schools, tertiary education institutions, adult education institutions in the part referring to formal education;
- **non-instructional educational institutions** – the Ministry of Education, Science, Culture and Sport, residence halls for pupils/students, the Curricular and Extracurricular Activities Centre, the National Examination Centre, the National Education Institute, the Headmasters' Training School, the Slovenian School Museum, the Adult Education Centre, the Vocational Education Centre and the Ministry of Higher Education, Science and Technology in the part referring to formal education.

Public transfers to households and other private entities cover:

- **transfers and payments to households** (national scholarships, Zois scholarships, government and municipal sponsorships, scholarships for the unemployed, child benefits in the part where an additional condition for payment is inclusion in education, etc.)
- **transfers to other private entities** (subsidies to transport enterprises for cheaper tickets for schoolchildren, pupils and students, subsidies for textbooks, learning technology and professional literature, expenditure for curricular modernisation and evaluation, etc.)

Public transfers to households and other private entities are not included in the final calculation of total expenditure for education, since they are at the same time a part (source of funds) of private expenditure for educational institutions.

The same is true for other transfers:

- transfers of international funds to the central government, which are at the same time a part (source of funds) of public central government expenditure for educational institutions,
- and payments of other private entities for financial assistance to students/households that are at the same time a part (source of funds) of private expenditure for education.

Mednarodni (tují) viri sredstev (izdatki), plačani neposredno izobraževalnim ustanovam – vključena so sredstva iz EU oz. tujine za raziskovalno-razvojno dejavnost v terciarnem izobraževanju.

Mednarodni viri sredstev (izdatki), plačani centralni/lokalni državi – vključena so sredstva iz proračuna EU, Socrates, Leonardo, ki so izkazana kot transferji državi. Ta sredstva so vključena tudi v proračunsko porabo države za izobraževalne ustanove.

Zasebni izdatki za izobraževalne ustanove vključujejo izdatke gospodinjstev in drugih zasebnih entitet, plačane neposredno izobraževalnim ustanovam (izdatki za šolnine, malice, kosila, šolo v naravi, za nastanitve v dijaških, študentskih domovih ipd.).

Izdatki gospodinjstev za izobraževalne izdelke in storitve zunaj izobraževalnih ustanov vključujejo izdatke gospodinjstev za izdelke in storitve, posredno ali neposredno povezane z vključenostjo v izobraževanje (za učbenike, strokovno literaturo, zvezke ipd., za računalniško opremo, instruktaze ipd.).

Vključeni so izdatki za izbrane izobraževalne izdelke in storitve iz APG ob dodatnem pogoju, da je bil vsaj eden od članov gospodinjstva vključen v formalno/stopenjsko izobraževanje.

Izdatki po ravneh izobraževanja so ocenjeni na podlagi števila vključenih v posamezno raven formalnega/stopenjskega izobraževanja.

Izdatki drugih zasebnih entitet za finančno pomoč študentom/gospodinjstvom vključujejo izdatke podjetij za kadrovske štipendije.

Celotni izdatki za izobraževalne ustanove vključujejo vse proračunske, mednarodne in zasebne izdatke neposredno za izobraževalne ustanove.

Celotni izdatki za formalno izobraževanje so seštevek celotnih javnih, zasebnih in mednarodnih izdatkov neposredno za izobraževalne ustanove in izdatkov gospodinjstev za izobraževalne izdelke in storitve zunaj izobraževalnih ustanov.

OBJAVLJANJE REZULTATOV

Letno:

- Izdatki za formalno izobraževanje. *Prva objava*.
- Izdatki za formalno izobraževanje. *Statistične informacije*. Izobraževanje.
- *Statistični letopis Republike Slovenije*
- *Slovenija v številkah*

International (foreign) sources of funds paid directly to educational institutions cover EU and other foreign funds for research and development in tertiary education.

International sources of funds paid to central/local government cover EU budgetary funds, Socrates and Leonardo funds, which are shown as transfers to central government. These funds are also included in public expenditure of central government for educational institutions.

Private expenditure for educational institutions covers expenditure of households and other private entities paid directly to educational institutions (school fees, snack/lunch money, outdoor education, student accommodation, etc.).

Expenditure of households for educational goods and services outside educational institutions covers expenditure of households for selected goods and services indirectly or directly related to the inclusion in education (for textbooks, professional literature, notebooks, software, instruction, etc.).

Included is expenditure for selected educational goods and services from the Household Budget Survey on condition that at least one of the household members was included in formal education.

Expenditure by levels of education is estimated on the basis of the number of people included in individual levels of formal education.

Expenditure of other private entities for financial aid for students/households covers expenditure of enterprises for sponsorships.

Total expenditure for educational institutions covers all public, international and private expenditure directly for educational institutions.

Total expenditure for formal education is the sum of total public, private and international expenditure for educational institutions and household expenditure for educational goods and services outside educational institutions.

PUBLISHING

Annually:

- Expenditure for formal education. *First Release*.
- Expenditure for formal education. *Rapid Reports*. Education.
- *Statistical Yearbook of the Republic of Slovenia*
- *Slovenija in Figures*

Avtor: Branimir Jablanović

Author: Branimir Jablanović

Publikacija je na voljo na spletnem naslovu

http://www.stat.si/publikacije/pub_statinf1.asp?podrocje=9

Datum objave na spletu: 27. 11. 2013

Informacije daje Informacijsko središče:

tel. (01) 241 64 04

elektronska pošta info.stat@gov.si

Access to the publication at:

<http://www.stat.si/doc/statinf/09-si-200-1301.pdf>

Web release date: 27. 11. 2013

Information: Information Centre

phone: + 386 1 241 64 04

e-mail: info.stat@gov.si