

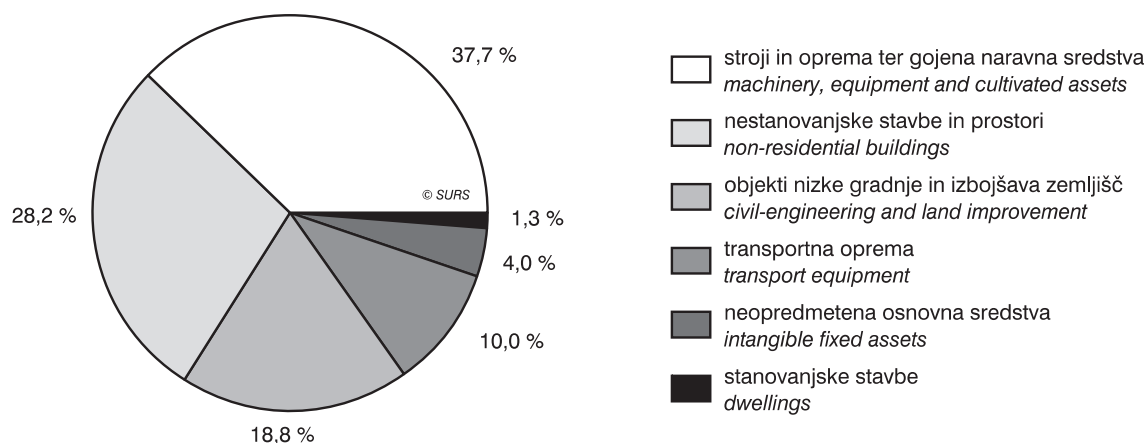


BRUTO INVESTICIJE V OSNOVNA SREDSTVA, SLOVENIJA, 2005
GROSS INVESTMENT, SLOVENIA, 2005

- ▶ V letu 2005 so podjetja, družbe in organizacije ustvarili za 1131,1 milijarde investicij v nova in rabljena osnovna sredstva.
- ▶ V celotni strukturi investicij so največji delež obsegale investicije v nove in rabljene gradbene objekte, in sicer 48,2 %.
- ▶ Največ vseh investicij v nova in rabljena osnovna sredstva, to je 81,2 %, so ustvarile dejavnosti, ki so v SKD uvrščene v področja C, D, E, F, L, G, in I.
- ▶ Občina Ljubljana je med vsemi občinami ustvarila največji delež vseh bruto investicij v nova osnovna sredstva (29,4 %).
- ▶ Več kot polovico vseh investicij v Sloveniji so v letu 2005 ustvarili v občinah Ljubljana, Novo mesto, Maribor, Celje, Koper in Kranj.
- ▶ Vrednost vlaganj na prebivalca v letu 2005 je bila največja v osrednjeslovenski regiji, in sicer 768,9 tisoč tolarjev, sledili sta ji jugozahodna Slovenija s 761,6 tisoč tolarji in obalno-kraška s 536,4 tisoč tolarji.
- ▶ In 2005, enterprises, companies and organisations paid SIT 1131.1 billion for gross investment (new and existing assets).
- ▶ The greatest share of total gross investment was paid for new and existing buildings and structures, i.e. 48.2%.
- ▶ The greatest share of gross investment - new and existing assets (81.2%) was created by sections C, D, E, F, L, G and I of the Standard Classification of Activities.
- ▶ As regards municipalities, the greatest share of gross investment in new assets was created in Ljubljana (29.4%).
- ▶ In 2005 more than a half of total gross investment in Slovenia was created in municipalities Ljubljana, Novo mesto, Maribor, Celje, Koper and Kranj.
- ▶ The greatest investment per capita by region in 2005 was observed in Osrednjaslovenska region (SIT 768,900), followed by Jugozahodna Slovenija (SIT 761,600) and Obalno-Kraška region (SIT 536,400).

Slika 1: Struktura bruto investicij v nova in rabljena osnovna sredstva, Slovenija, 2005

Chart 1: Structure of gross investment in new and existing assets, Slovenia, 2005



KOMENTAR

V letu 2005 so podjetja, družbe in organizacije z 20 in več zaposlenimi ustvarili za 1.131,1 milijarde SIT investicij v nova in rabljena osnovna sredstva, leto prej pa 1.096,7 milijarde SIT. Nominalna rast bruto investicije glede na leto 2004 tako znaša 3,1 %. To pomeni realno povečanje, saj je bila povprečna stopnja inflacije v letu 2005 2,5-odstotna.

Viri financiranja bruto investicij

Podjetja, družbe in organizacije so za svoje investicije v letu 2005 v največji meri črpala sredstva iz lastnih virov in iz združenih sredstev (58,5 %). Sledili so jim viri iz finančnih kreditov in lizinga (28,3 %). Financiranja namenskih skladov ter pridobitev osnovnih sredstev brez denarnih nadomestil je bilo za 13,2 % vseh sredstev za investicije v nova in rabljena osnovna sredstva. V primerjavi z letom 2004 se struktura virov financiranja skoraj ni spremenila; nekoliko so se zmanjšali lastni in povečali finančni viri.

Pač pa se je struktura virov financiranja spremenila v primerjavi z letom 2001 (slika 2). Padel je delež sredstev iz lastnih virov in iz združenih sredstev (s 67,4 % v letu 2001 na 58,5 % v letu 2005), narasel pa je delež virov iz finančnih kreditov in lizinga (z 18,9 % na 28,3 %).

COMMENT

In 2005, enterprises, companies and organisations employing 20 or more employees created SIT 1131.1 billion for gross investment (new and existing assets), while in 2004 1096.7 billion was created. The nominal increase compared to 2004 was 3.1%, which means that there was real increase since the annual inflation rate in 2005 was 2.5%.

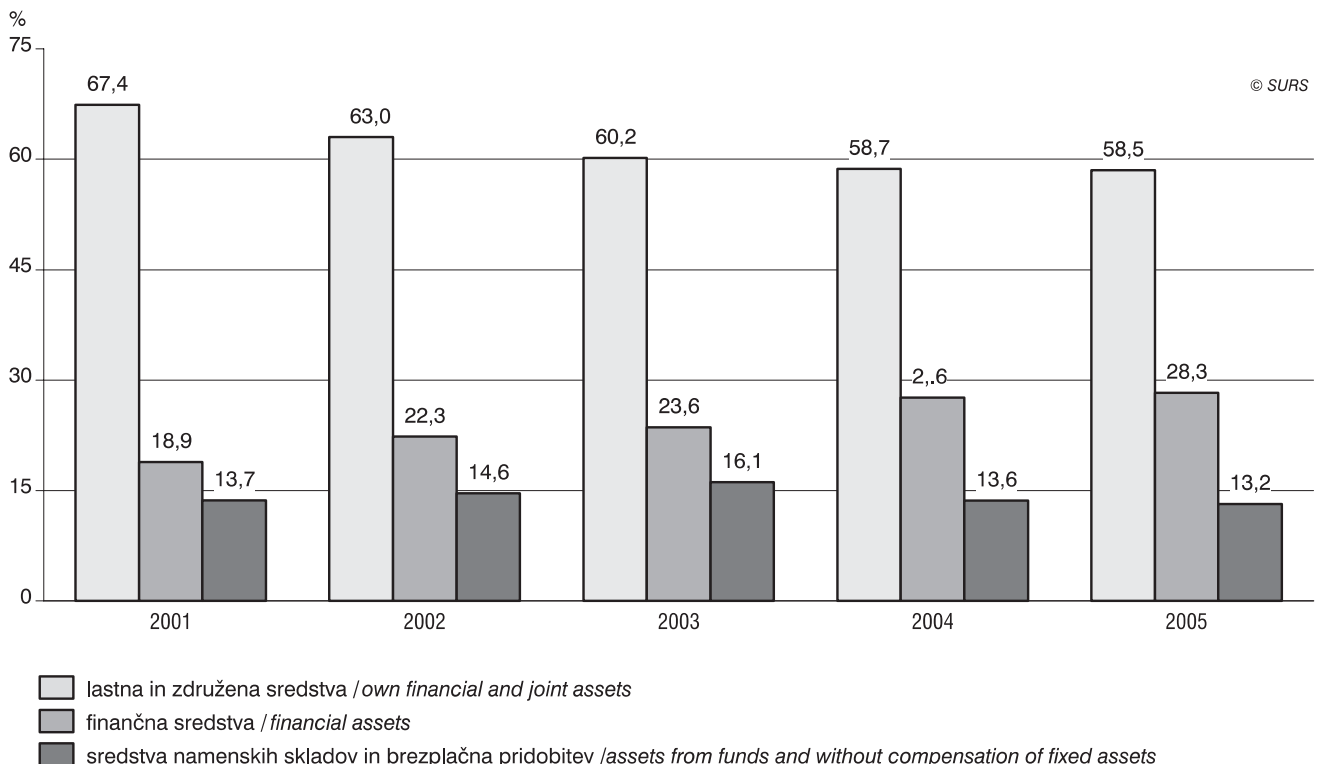
Sources of financing of gross investment

Enterprises financed their gross investment mostly by own financial assets and joint assets (58.5%), followed by financial credits and leasing (28.3%). Obtaining assets of funds and fixed assets without monetary compensation represented 13.2% of gross investment in new and existing fixed assets. Compared to 2004 the structure of financing was almost the same; own financial assets slightly decreased and financial assets slightly increased.

However, the structure of financing changed compared to 2001 (Chart 2). The share of own and joint assets decreased from 67.4% in 2001 to 58.5% in 2005, but the share of financial credits and leasing increased from 18.9% to 28.3%.

Slika 2: Struktura virov financiranja bruto investicij v nova in rabljena osnovna sredstva, Slovenija, 2005

Chart 2: Structure of financing of gross investment in new and existing fixed assets, Slovenia, 2005



Bruto investicije po dejavnosti

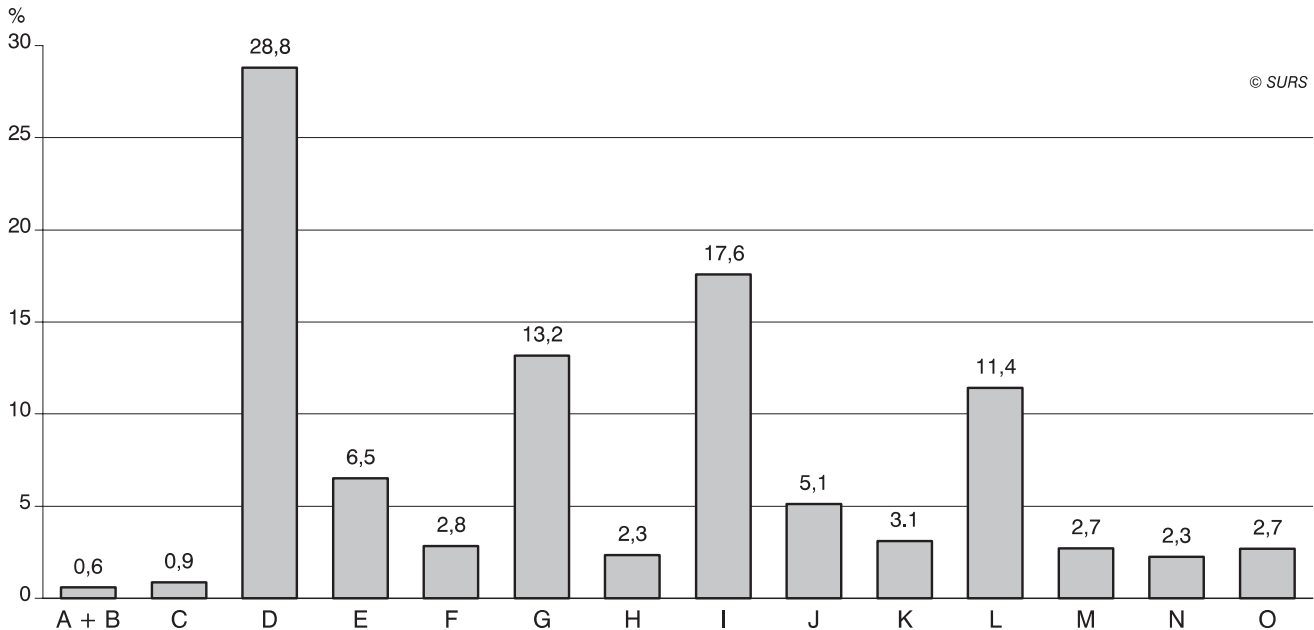
Prikaz strukture bruto investicij v nova in rabljena osnovna sredstva v letu 2005 kaže, da je bila vrednost vlaganj največja v industriji (področja C, D, E in F), in sicer 39 % vseh investicij v nova in rabljena osnovna sredstva (slika 3).

Gross investment by activity

The greatest share of gross investment in new and existing assets was created by industry (sections C, D, E and F) with 39.0% in 2005, which is shown in the structure of gross investment (Chart 3).

Slika 3: Struktura bruto investicij v nova in rabljena osnovna sredstva po dejavnosti investitorja, Slovenija, 2005

Chart 3: Structure of gross investment in new and existing assets by activity of investor, Slovenia, 2005



© SURS

- A + B Kmetijstvo, lov, gozdarstvo in ribištvo / Agriculture, hunting, forestry and fishing
- C Rudarstvo / Mining and quarrying
- D Predelovalne dejavnosti / Manufacturing
- E Oskrba z elektriko, plinom, vodo / Electricity, gas and water supply
- F Gradbeništvo / Construction
- G Trgovina; popravila mot. vozil / Wholesale, retail; certain repair
- H Gostinstvo / Hotels and restaurants
- I Promet, skladiščenje, zveze / Transport, storage and communication
- J Finančno posredništvo / Financial intermediation
- K Nepremičnine, najem, poslovne storitve / Real estate, renting & business activities
- L Javna uprava, obramba, socialno zavarovanje / Public administration & defence; comp. soc. sec.
- M Izobraževanje / Education
- N Zdravstvo, socialno varstvo / Health and social work
- O Druge javne, skupne in osebne storitve / Other social and personal services

V letu 2005 so največji delež investicij v nova in rabljena osnovna sredstva v primerjavi z letom 2004 ustvarile predelovalne dejavnosti (področje D), in sicer 28,9 %, leto prej pa 28,1 %, sledili so ji promet, skladiščenja, zveze (področje I) s 17,6 %, zveze (področje I¹⁾) s 17,6 %, trgovina; popravila motornih vozil (področje G) s 13,2 % in javna uprava (področje L¹⁾) z 11,4 %. V letu 2004 pa področju D sledijo javna uprava, obramba, socialno zavarovanje (področje L) z 22,0-odstotnim deležem, trgovina; popravila motornih vozil (področje G) z 11,7-odstotnim deležem in promet, skladiščenja, zveze (področje I) z 9,8-odstotnim deležem vseh investicij.

In 2005 compared to 2004 the greatest share of gross investment in new and existing assets was created by manufacturing (section D) with 28.9%, in the previous year 28.1%, followed by transport, storage and communication (section I¹⁾) with 17.6%, trade, repair of motor vehicles (section G) with 13.2% and public administration (section L¹⁾) with 11.4% of total investment. In 2004 section D was followed by public administration (section L) with 22.0%, trade, repair of motor vehicles (section G) with 11.7% and transport, storage and communication (section I) with 9.8% of total investment.

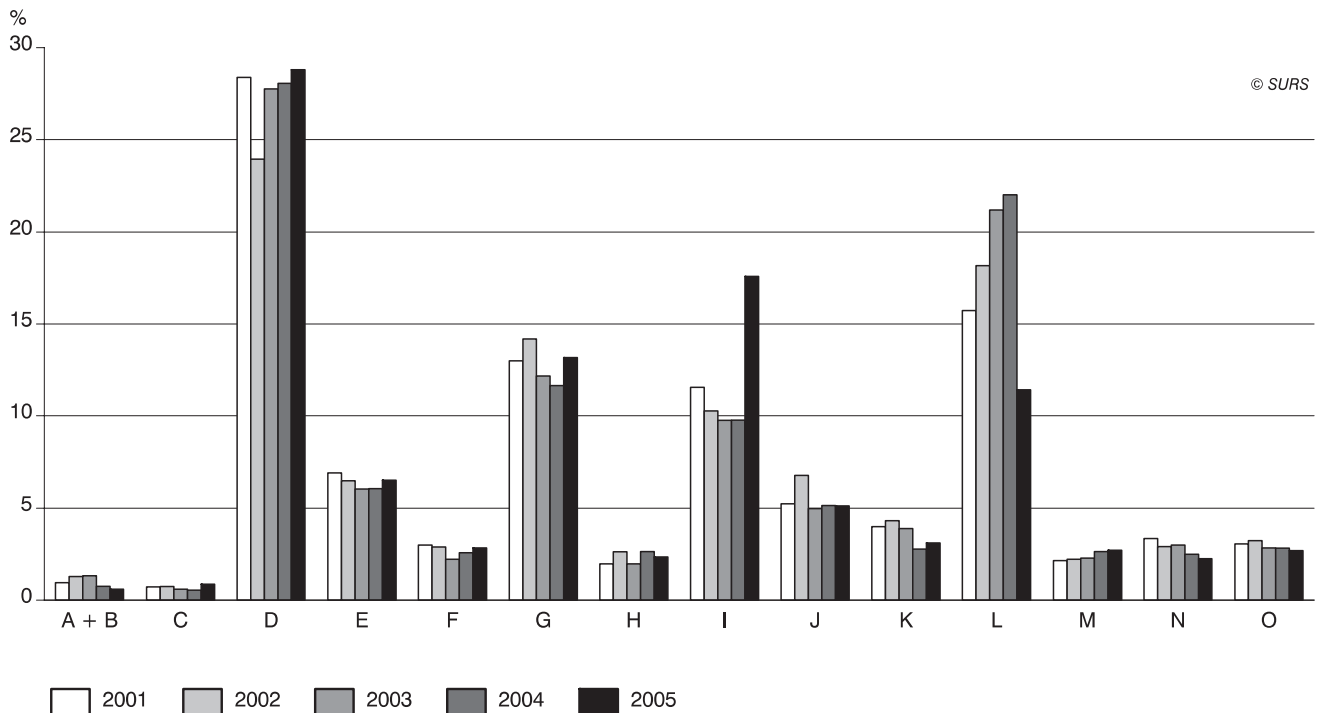
1) V letu 2005 je bila Družba za avtoceste Republike Slovenije – DARS, d. d., zaradi statističnih potreb prerazvrščena iz področja L (Javna uprava, obramba, socialno zavarovanje) v področje I (Promet, skladiščenje, zveze). Zaradi tega se je spremenil tudi delež investicij v področjih I in L.
In 2005, DARS (Motorway Company in the Republic of Slovenia) was reclassified from section L (Public administration and defence, compulsory social security) into section I (Transport, storage and communications) due to statistical purposes. Due to reclassification the share of gross investment was changed in sections L and I.

Tudi primerjava povprečnih deležev investicij v nova in rabljena osnovna sredstva po področjih dejavnosti investitorja za obdobje 2001 in 2005 kaže, da so največ vlagale predelovalne dejavnosti (področje D), in sicer v povprečju 27,4 %, sledili so jim javna uprava, obramba, socialno zavarovanje (področje L) s 17,7 %, trgovina; popravila motornih vozil (področje G) z 12,8 % in promet, skladiščenja, zveze (področje I) z 11,8 %. V povprečju so omenjena področja (D, L, G in I) obsegala skoraj 70-odstotni delež vseh investicij v nova in rabljena osnovna sredstva v obdobju od 2001 do 2005 (slika 4).

The comparison of average shares of investment in new and existing assets by sections of investor for the 2001–2005 period shows that the greatest investors are from manufacturing (section D) with 27.4% on average, followed by public administration (section L) with 17.7%, trade, repair of motor vehicles (section G) with 12.8% and transport, storage and communication (section I) with 11.8% of total investment. On average all mentioned sections created nearly 70% of total investment in new and existing assets in the 2001–2005 period (Chart 4).

Slika 4: Struktura bruto investicij v nova in rabljena osnovna sredstva po dejavnosti investitorja, Slovenija, 2005

Chart 4: Structure of gross investment in new and existing assets by activity of investor, Slovenia, 2001-2005

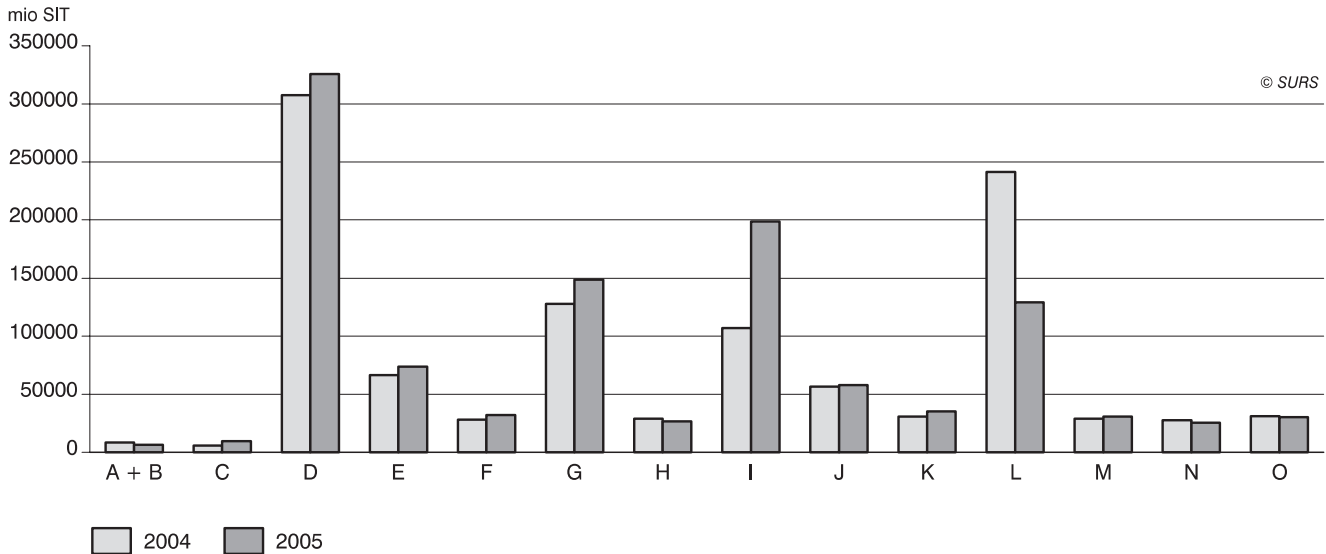


Kot smo že ugotovili, je bilo nominalno povečanje bruto investicij v letu 2005 v primerjavi s predhodnim letom več kot 3-odstotno. Primerjava podatkov po dejavnostih med letoma 2004 in 2005 kaže, da je bil največji porast investicij, in sicer 63-odstoten, v rudarstvu (področje C). Porast je predvsem rezultat večjih vlaganj v nizke gradnje, stroje in opremo. 16,5-odstotni porast je bil zabeležen v trgovini; popravila motornih vozil (področje G); zaradi vlaganj v nestanovanjske gradnje – to je trgovsko mrežo – in s tem posledično večjih vlaganj v njihovo opremo, računalnike in opremo za avtomatsko obdelavo podatkov ter transportna sredstva. Povečanje investicij v letu 2005 v primerjavi s predhodnim je bilo zabeleženo tudi v dejavnosti nepremičnine, najem, poslovne storitve (področje K), in sicer skoraj za 15 odstotkov (zaradi povečanja vlaganj v stroje in opremo). Povečale so se naložbe v gradbeništvo (področje F) – za več kot 13 %, in sicer v gradbene stroje. Skoraj 12-odstotno povečanje investicij je bilo zabeleženo v oskrbi z elektriko, plinom in vodo (področje E), in sicer kot posledica vlaganj v nestanovanjske gradnje, stroje za proizvodnjo in študije ter projekte. Povečanje investicij za skoraj 6 % je bilo tudi v predelovalnih dejavnosti (področje D), predvsem zaradi povečanja vlaganj v gradbena dela, druge stroje in transportna sredstva. V izobraževanju (področje M) so se vlaganja povečala za več kot 5 %, in sicer kot posledica povečanja gradbenih del (slika 5).

As already mentioned, in 2005 compared to 2004 the nominal increase of gross investment was more than 3%. The data comparison by activities between 2004 and 2005 shows that the greatest share of investment was created by mining and quarrying (section C), 63%. This is the result of larger investment in civil engineering, machinery and equipment. In trade, repair of motor vehicles (section G) a 16.5% rise was observed due to investment in non-residential buildings - shops network - which resulted in greater investment in equipment, computers and data processing machines and transport equipment. The increase in investment was shown in 2005 compared to 2004 also in real estate, renting & business activities (section K), by almost 15%, because of enlargement of investment in machinery and equipment. Investment in construction (section F) also increased (by more than 13%) because of investing in construction machinery. A nearly 12% investment enlargement was perceived in electricity, gas and water supply (section E) resulting in investing of non-residential buildings, machinery for production and studies and projects. Investment enlarged by nearly 6% in manufacturing (section D) because of investing in construction work, other machinery and transport equipment. In education (section M) investment enlarged by more than 5% as a result of enlargement of construction work (Chart 5).

Slika 5: Bruto investicij v nova in rabljena osnovna sredstva po dejavnosti investitorja, Slovenija, 2004 in 2005

Chart 5: Gross investment in new and existing assets by activity of investor, Slovenia, 2004 in 2005

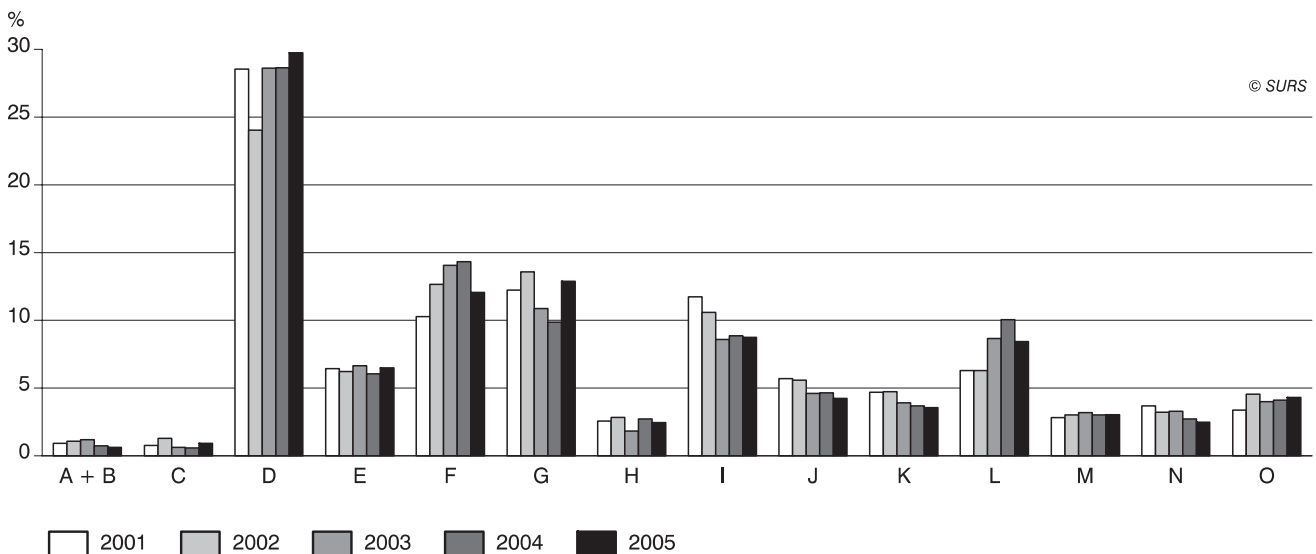


Zanimiva je primerjava strukture bruto investicij v nova osnovna sredstva po dejavnostih, v katere se je investiralo v obdobju 2001–2005, ker se z razporeditvijo gradbeno inženirskih del v gradbeništvo (področje F) zmanjšajo učinki prerazvrščanja nacionalnega graditelja avtocest iz področja L v področje I leta 2005. Primerjava povprečja deležev investicij v nova osnovna sredstva po področjih dejavnosti investitorja za obdobje 2001–2005 pa kaže, da se je največ vlagalo v predelovalne dejavnosti (področje D), in sicer v povprečju 27,9 %. Sledili so gradbeništvo (področje F) z 12,7 %, trgovina; popravila motornih vozil (področje G) z 11,9 %, promet, skladiščenja, zveze (področje I) z 9,7 % in javna uprava, obramba, socialno zavarovanje (področje L) s 7,9 %. V povprečju so omenjena področja (D, F, G I in L) obsegala 70-odstotni povprečni delež vseh investicij v nova osnovna sredstva v obdobju 2001–2005 (slika 6).

The comparison of structure of gross investment in new asset by activities in which investment was created is interesting in the 2001–2005 period because with the reclassification of civil engineering works into construction the effect of the reclassification of DARS (Motorway Company in the Republic of Slovenia) from section L (Public administration and defense, compulsory social security) into section I (Transport, storage and communications) in 2005 was reduced. The comparison of average share of investment in new assets by sections where the investment was created in the 2001–2005 period shows that the greatest share was created by manufacturing (section D) with 27.9%, followed by construction (section F) with 12.7%, trade, repair of motor vehicles (section G) with 11.9%, transport, storage and communication (section I) with 9.7% and public administration (section L) with 7.9%. On average all mentioned sections created nearly 70% of total investment in new and existing assets in the 2001–2005 period (Chart 6).

Slika 6: Struktura bruto investicij v nova osnovna sredstva po dejavnostih, v katera se je investiralo, Slovenija, 2001-2005

Chart 6: Structure of gross investment in new assets by activities where investment was created, Slovenia, 2001-2005



Bruto investicije v osnovna sredstva

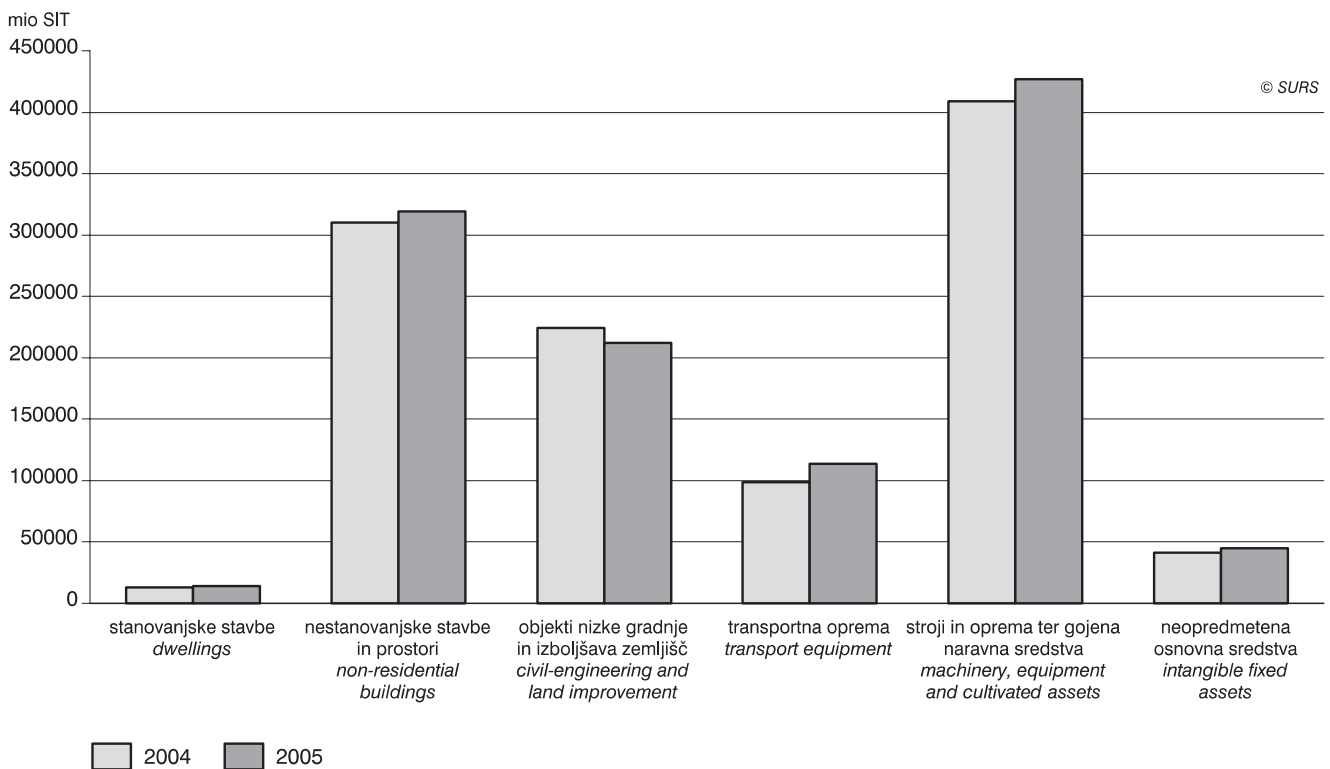
V sliki 7 prikazujemo bruto investicije v nova in rabljena osnovna sredstva po skupinah. V letu 2005 so se v primerjavi s predhodnim letom najbolj povečala vlaganja v naslednja osnovna sredstva: transportna sredstva (za 15,2 %), neopredmetena osnovna sredstva (za 8,1 %), stanovanjske stavbe (za 8,0 %), stroji in oprema (za 4,4 %) in nestanovanjske stavbe in prostori (za 2,9 %). Vlaganja v objekte nizke gradnje pa so se v letu 2005 v primerjavi z letom 2004 zmanjšala za 5,3 %.

Gross investment in fixed assets

Chart 7 shows gross investment in new and existing assets by groups. In 2005 compared to the previous year the greatest investment enlargement was observed in the following fixed assets: transport equipment (by 15.2%), followed by intangible assets with 8.1%, dwellings with 8.0%, machinery and equipment with 4.4% and non-residential buildings with 2.9%. In 2005 compared to 2004 investment in civil engineering fell by 5.3%.

Slika 7: Bruto investicij v nova in rabljena osnovna sredstva po dejavnosti investitorja, Slovenija, 2004 in 2005

Chart 7: Gross investment in new and existing assets by activity of investor, Slovenia, 2004 and 2005

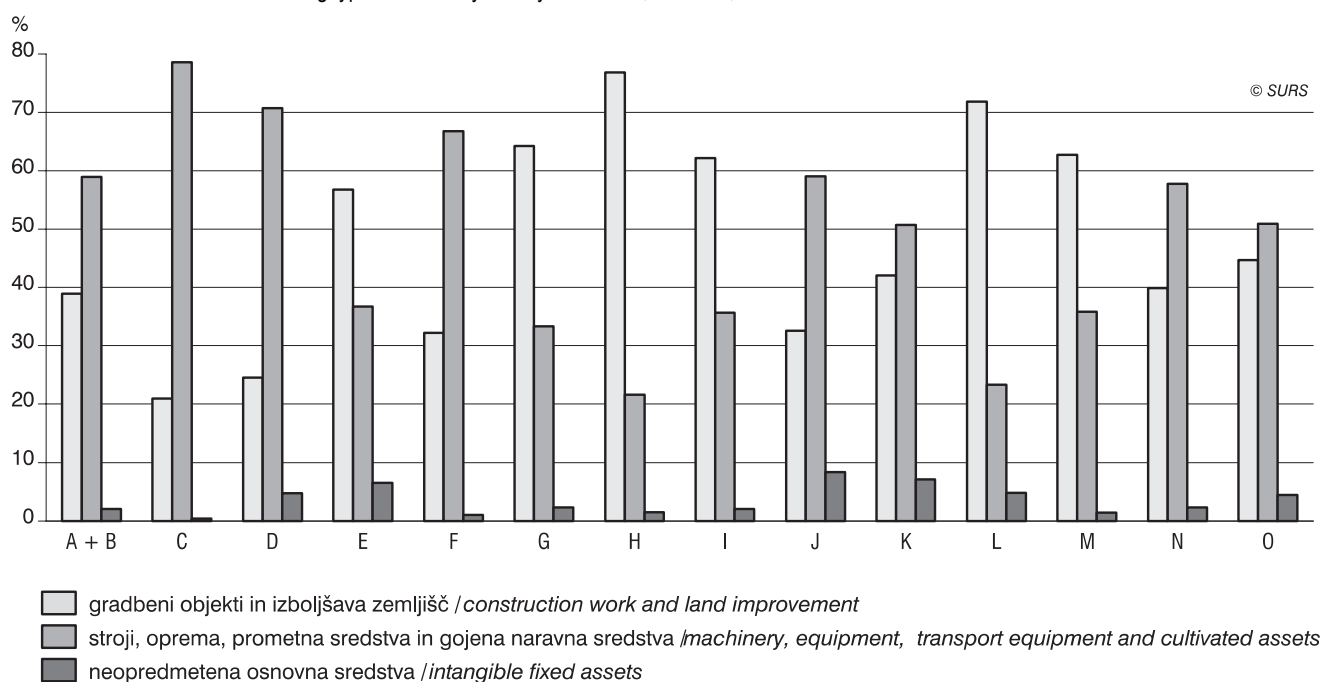


Deleži bruto investicij v stroje, opremo in transportna sredstva so bili največji v rudarstvu (področje C), saj so tam za te namene namenili 78,6 % vseh investicij v letu 2005. Sledili so predelovalne dejavnosti (področje D) s 70,7 %, gradbeništvo (področje F) s 66,7 % in finančno posredništvo (področje J) z 59,1 %. Gradili pa so največ v gostinstvu (področje H), saj so gradbenim objektom in izboljšavi zemljišč namenili 76,8 % vseh bruto investicij v letu 2005, sledili so javna uprava, obramba in socialno zavarovanje (področje L) z 71,8 %, trgovina; popravila motornih vozil (področje G) s 64,3 %, izobraževanje (področje M) z 62,7 % in promet, skladiščenje in zveze (področje I) z 62,2 % (slika 8).

The share of gross investment in machinery, equipment and transport equipment was the greatest in mining and quarrying (section C), 78.6% of total investment in 2005 was intended for that purpose, followed by manufacturing (section D) with 70.7%, construction (section F) with 66.7% and financial intermediation (section J) with 59.1%. Most construction took place in hotels and restaurants (section H), in 2005 76.8% of total investment from that section was intended for construction work, followed by public administration (section L) with 71.8%, wholesale, retail and certain repair (section G) with 64.3%, education (section M) with 62.7% and transport, storage and communication with 66.2% (Chart 8).

Slika 8: Deleži novih in rabljenih skupin osnovnih sredstev po dejavnosti investitorja, Slovenija, 2005

Chart 8: Shares of new and existing type of assets by activity of investor, Slovenia, 2005

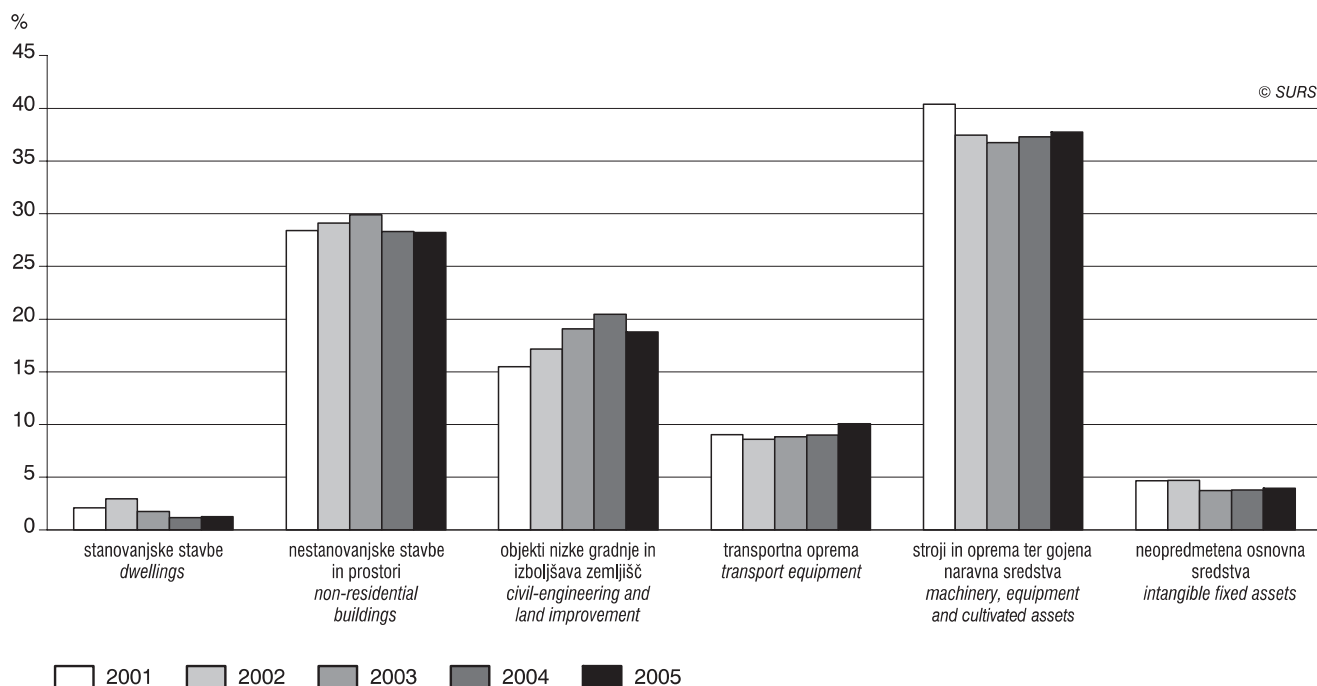


Struktura bruto investicij v nova in rabljena osnovna sredstva v obdobju 2001–2005 pa kaže največja vlaganja v stroje, opremo in gojena naravna sredstva, nestanovanjske stavbe in objekte nizkih gradenj. Deleži v te tri skupine osnovnih sredstev se gibljejo med najmanjšim v letu 2002 – to je 83,7 % – in največjim v letu 2004 – to je 86 % vseh bruto investicij (slika 9).

In the 2001–2005 period the structure of gross investment in new and existing assets shows the greatest investment in machinery, equipment and cultivated assets, non-residential buildings and civil engineering. The shares of those three types of assets were between 83.7% in 2002 and 86% in 2004 of total investment (Chart 9).

Slika 9: Struktura bruto investicij v nova in rabljena osnovna sredstva, Slovenija, 2001-2005

Chart 9: Structure of gross investment in new and existing assets, Slovenia, 2001-2005



Bruto investicije po teritorialni razdelitvi

Podatke o bruto investicijah v nova osnovna sredstva po teritorialni razdelitvi prikazujemo po občinah in regijah.

Bruto investicije po občinah

V občinah je bilo v letu 2005 investiranih v nova osnovna sredstva 1.058,7 milijarde SIT, leto prej pa 1.001,5 milijarde SIT. Med občinami je bila po deležu vseh ustvarjenih investicij v nova osnovna sredstva na prvem mestu občina Ljubljana (29,4 %); sledile so ji občine Novo mesto (7,4 %), Maribor (5,9 %), Celje (3,9 %), Koper (3,4 %) in Kranj (2,7 %). V omenjenih šestih občinah je bila v letu 2005 ustvarjena več kot polovica (52,5 %) vseh investicij v Sloveniji.

Prikaz bruto investicij v nova osnovna sredstva kaže, da se je v občinah v obdobju od 2001 do 2005 največ investiralo v gradbene objekte, sledijo jim stroji; oprema, prometna sredstva in gojena naravna sredstva, in sicer v povprečju okoli 95 % (slika 10).

Gross investment by classification of territory

The data on gross investment are shown by municipalities and regions according to the classification of territory.

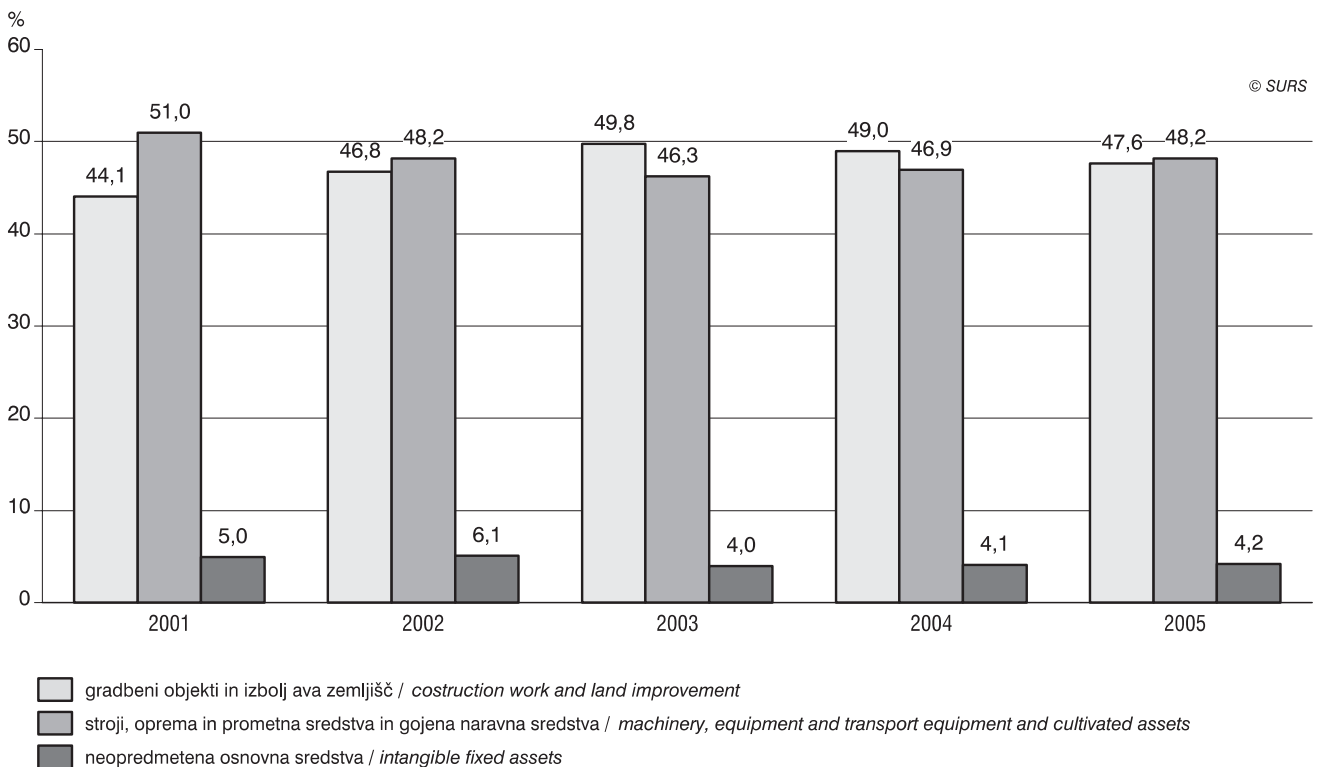
Gross investment by municipalities

In municipalities SIT 1,058.7 billion was invested in new assets in 2005, while in 2004 SIT 1,001.5 billion was invested. Among the municipalities the greatest share of gross investment was created in Ljubljana (29.4%), followed by Novo mesto (7.4%), Maribor (5.9%), Celje (3.9%), Koper (3.4%) in Kranj (2.7%). More than a half of (52.5%) of total investment was created in the mentioned six municipalities.

In the 2001–2005 period municipalities mostly invested in construction work, followed by machinery; equipment, transport equipment and cultivated assets with on average around 95% of total gross investment in new assets (Chart 10).

Slika 10: Struktura bruto investicij v nova osnovna sredstva po skupinah sredstev in po občinah, v katere se je investiralo, Slovenija, 2001-2005

Chart 10: Structure of gross investment in new assets by types of assets and by municipalities where investment was created, Slovenia, 2001-2005

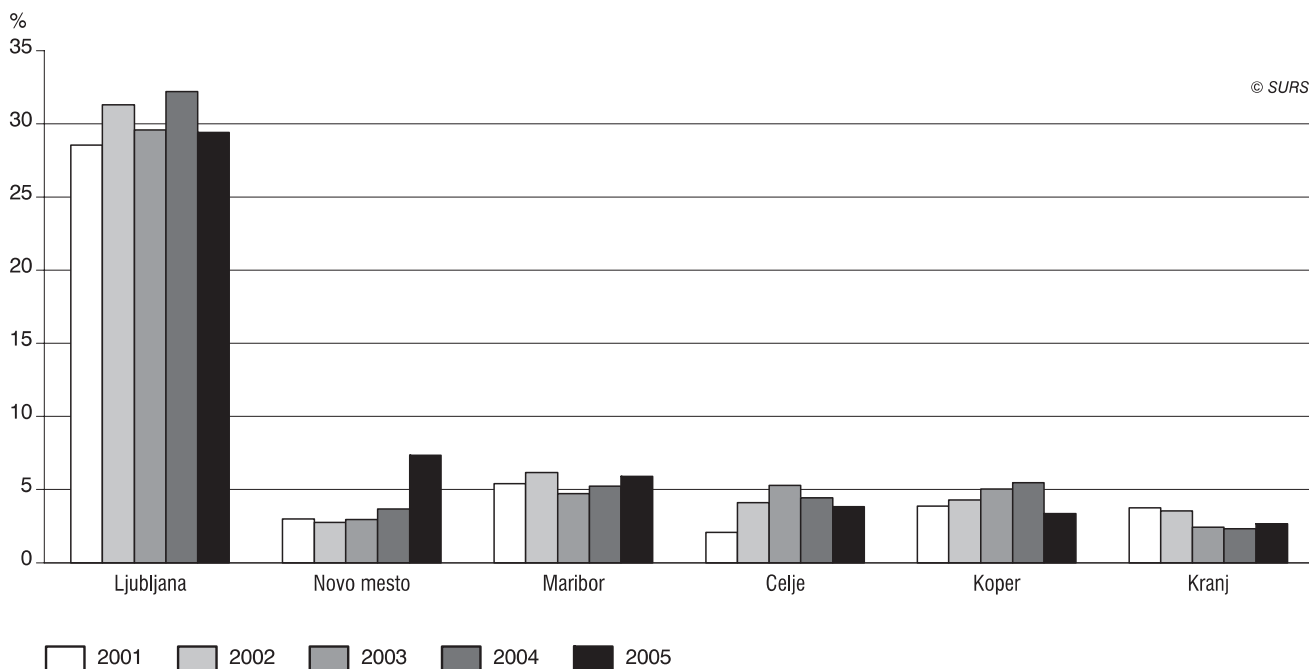


Struktura bruto investicij v nova osnovna sredstva po občinah, v katerih se je investiralo, kaže, da je šest mestnih občin ustvarilo okoli polovico vseh investicij v obdobju od 2001 do 2005. Največ se je investiralo v občini Ljubljana, saj njen povprečni delež znašal okoli 30 % vseh investicij v tem obdobju (slika 11).

The structure of gross investment in new fixed assets by municipalities where investment was created shows that those six urban municipalities created more than a half of total investment in the 2001–2005 period. Ljubljana invested the most; in the observed period its average share was around 30% (Chart 11).

Slika 11: Struktura bruto investicij v nova osnovna sredstva po občinah, v katere se je investiralo, Slovenija, 2001-2005

Chart 11: Structure of gross investment in new assets by municipalities where investment was created, Slovenia, 2001-2005

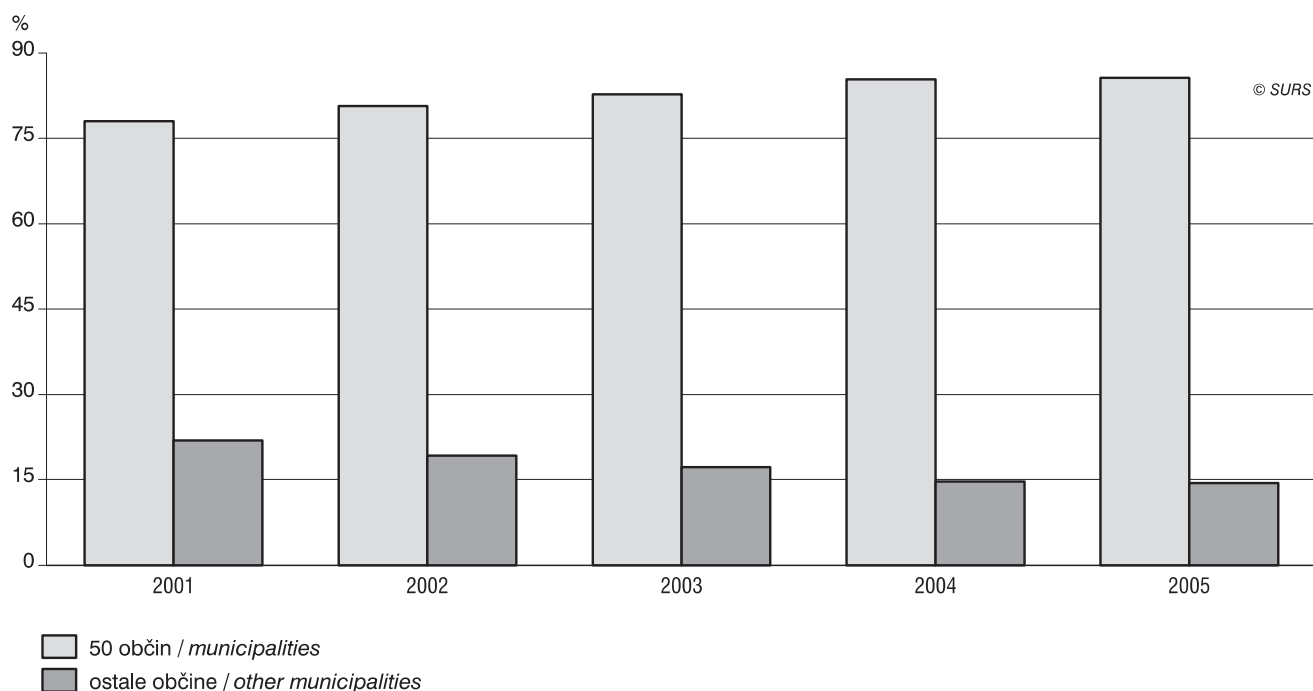


Če pogledamo strukturo bruto investicij v nova osnovna sredstva v petdesetih občinah z največjim obsegom investiranja - to je 25 % vseh občin - ugotovimo, da je bil njihov delež v vseh investicijah v razponu od 78,1 % v letu 2001 do 85,6 % v letu 2005 (slika 12).

The fifty municipalities (25% of all municipalities), where the greatest investment was created, created the share between 78.1% and 85.6% of total investment in the 2001–2005 period (Chart 12).

Slika 12: Struktura bruto investicij v nova osnovna sredstva po občinah, v katere se je investiralo, Slovenija, 2001-2005

Chart 12: Structure of gross investment in new assets by municipalities where investment was created, Slovenia, 2001-2005



Bruto investicije po statističnih regijah

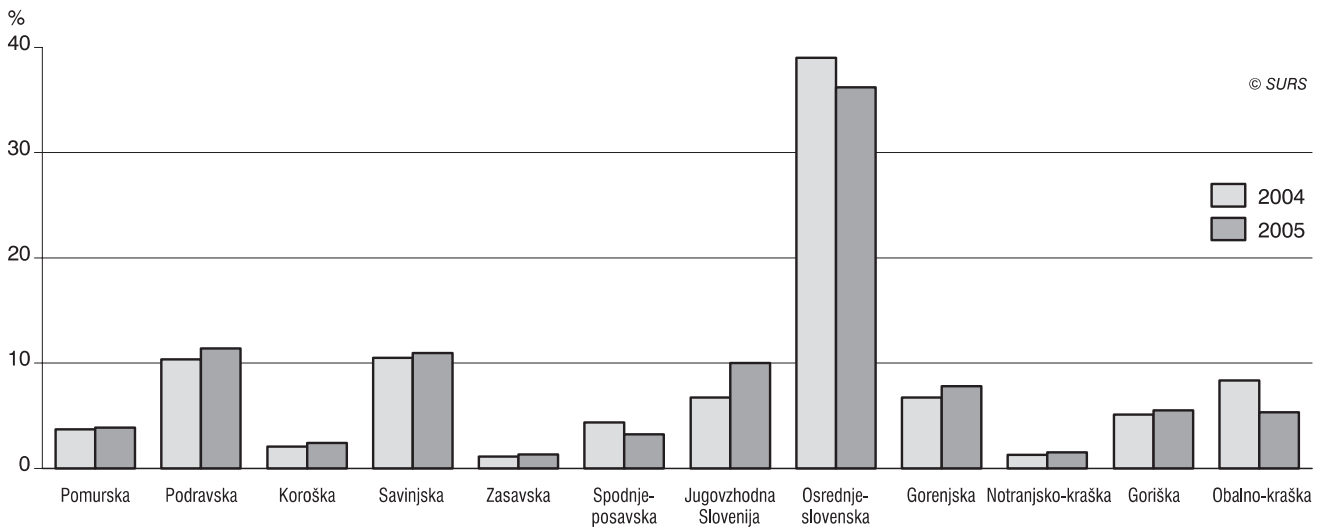
Struktura bruto investicij v nova osnovna sredstva po regijah, v katero se je investiralo v letih 2004 in 2005, kaže, da je imela osrednjeslovenska regija največji delež, in sicer 36,2 % v letu 2005 in nekoliko višji delež v letu 2004 (39 %) vseh investicij. Sledili sta podravska regija z 11,4-odstotnim deležem v letu 2005 (10,4 % 2004) in savinjska regija z 11,0-odstotnim deležem v letu 2005 (10,4 % 2004) vseh investicij (slika 13).

Gross investment by statistical regions

In Osrednjaslovenska statistical region the greatest share of total investment was created (36.2%) in 2005 and a little bit higher (39%) in 2004 – this shown by the review of the structure of gross investment in new asset by statistical regions. Podravska region followed with 11.4% in 2005 and 10.4% in 2004 and Savinjska region with 11% in 2005 and 10.4% in 2004 of total investment (Chart 13).

Slika 13: Struktura bruto investicij v nova osnovna sredstva po statističnih regijah, v katere se je investiralo, Slovenija, 2004 in 2005

Chart 13: Structure of gross investment in new assets by statistical regions where investment was created, Slovenia, 2004 and 2005

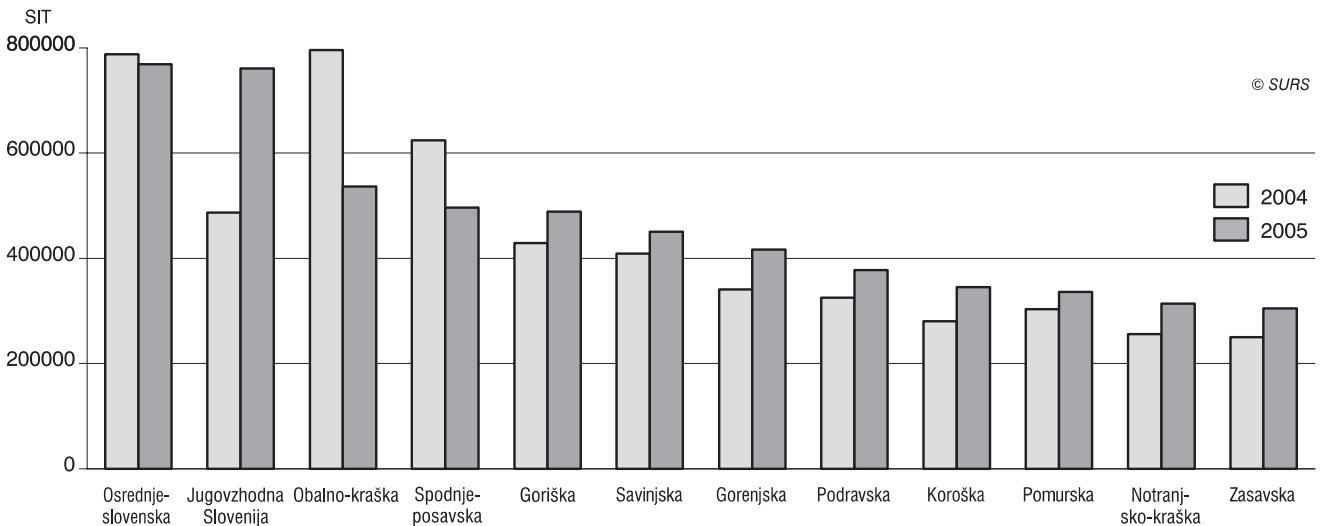


Zanimiv je prikaz bruto investicij v nova osnovna sredstva na prebivalca po regijah. V letu 2005 se je največ vlagalo v osrednjeslovenski regiji, in sicer 768.869 tolarjev, sledili sta ji jugovzhodna regija s 761.604 tolarji in obalno-kraška s 536.392 tolarji. V letu 2004 pa se je največ investiralo na prebivalca v obalno-kraški, in sicer 796.004 tolarjev, sledili sta ji osrednjeslovenska regija s 788.169 tolarji in spodnje-posavska regija s 624.429 tolarji (slika 14).

The review of gross investment per capita by statistical regions is very interesting. In 2005 the greatest investment per capita (SIT 768,869) was created in Osrednjaslovenska region, followed by Jugovzhodna region with SIT 761,604 and Obalno-kraška with SIT 536,392. In 2004 the greatest investment per capita by region was created by Obalno-kraška with SIT 796,004, followed by Osrednjaslovenska region with SIT 788,169 and Spodnje-posavska with SIT 624,429 (Chart 14).

Slika 14: Bruto investicij v nova osnovna sredstva na prebivalca po statističnih regijah, v katere se je investiralo, Slovenija, 2004 in 2005

Chart 14: Gross investment in new assets per capita by statistical regions where investment was created, Slovenia, 2004 and 2005



1. Bruto investicije v osnovna sredstva v podjetjih, družbah in organizacijah, Slovenija, 2004 in 2005
Gross investment in enterprises, companies and organisations, Slovenia, 2004 and 2005

mio SIT

	Nabava novih osnovnih sredstev		Nabava rabljenih osnovnih sredstev		Prodaja ¹⁾ rabljenih osnovnih sredstev		
	Purchase of new fixed assets		Purchase of existing fixed assets		Sale ¹⁾ of existing fixed assets		
	2004	2005	2004	2005	2004	2005	
SKUPAJ	1001550	1058766	95164	72338	139875	167606	TOTAL
OPREDMETENA OSNOVNA SREDSTVA	960250	1014402	95051	71914	139520	166428	TANGIBLE FIXED ASSETS
Gradbeni objekti	490359	504337	57315	41448	80332	109344	Construction work
Stanovanjske stavbe	11757	12365	1336	1776	10149	7109	Dwellings
Nestanovanjske stavbe in prostori	257878	283415	52490	35980	68746	100792	Non-residential buildings
Objekti nizke gradnje in izboljšava zemljišč	220724	208557	3490	3692	1436	1443	Civil-engineering and land improvement
Stroji in oprema	469892	510065	37736	30466	59188	57084	Machinery, transport and other equipment
Transportna oprema	78589	94227	20093	19425	31891	35695	Transport equipment
Osebnih avtomobilov	44516	48041	1699	2216	25470	30474	Passenger cars
Tovornjaki	18167	25016	1930	2498	3912	4048	Truck, lorries
Druga vozila in oprema	15906	21170	16464	14711	2510	1173	Other transport equipment
Drugi stroji in oprema	391303	415837	17642	11041	27297	21389	Other machinery and equipment
Kovinski izdelki	21651	25796	437	414	629	385	Metal products
Stroji za proizvodnjo	47929	58497	1125	899	4111	3298	Machinery for the production
Drugi stroji in naprave	145329	175881	11157	6015	14304	12163	Other machinery and equipment
Kmetijski in gozdarski stroji in gojena naravna sredstva	3102	2899	158	190	783	403	Agricultural and forestry machinery and cultivated assets
Računalniki in AOP oprema	54263	56524	2654	579	3084	1912	Computers and data processing machines
Električni motorji in generatorji	19306	16026	161	1685	63	13	Electrical motors and generators
RA, TV in komunikacijske naprave	44593	24944	394	39	2373	243	RA, TV and communication equipment
Medicinska oprema in optič. ins.	16823	19894	107	117	114	181	Medical equipment and optical instruments
Pohištvo in notranja oprema	38307	35377	1448	1103	1837	2791	Furniture and equipment
NEOPREDMETENA OSNOVNA SREDSTVA	41300	44364	113	424	356	1178	INTANGIBLE FIXED ASSETS
Študije in projekti	14469	16903	32	13	21	317	Studies and projects
Programska oprema	26180	27180	82	411	335	861	Software
Zabava, izvirna književna in umetniška dela	651	281	0	0	0		Entertainment, literary or artistic originals

1) Prodaje so v nekaterih postavkah večje od nabav, ker se rabljena osnovna sredstva lahko prodajo gospodinjstvom kot potrošnikom in kot samostojnim podjetnikom ter pravnim osebam z manj kot 20 zaposlenimi v letu 2004 in 2005.
In some items sales are greater than purchases because existing fixed assets can be sold to households as consumers as well as to individual private entrepreneurs and legal persons with fewer than 20 employees in 2004 and 2005.

2. Viri financiranja za bruto investicije v nova in rabljena osnovna sredstva v podjetjih, družbah in organizacijah po dejavnosti investitorja, Slovenija, 2005- organizacijsko načelo

Sources of financing of gross investment of enterprises, companies and organisations by activity of investor, Slovenia, 2005-organisational principle (new and existing fixed assets)

mio SIT

Dejavnost investitorja	Skupaj Total	Viri financiranja za investicije v osnovna sredstva			Activity of investor
		iz lastnih in združenih sredstev from own financial and joint assets	iz finančnih kreditov in najema from financial credits and leasing	iz sredstev namenskih skladov in pridobitev brez nadomestila from assets of funds and without compensatio of fixed assets	
SKUPAJ	1131103	661590	320138	149376	Total
A Kmetijstvo, lov, gozdarstvo in ribištvo	6624	4963	1314	347	A Agriculture, hunting, forestry and fishing
C Rudarstvo	9712	7909	1518	285	C Mining and quarrying
CA Pri.energetskih surovin	7083	z	0	z	CA Mining & quarrying of energy materials
CB Pri.rud in kamnin, razen energetskih	2629	z	1518	z	CB Mining & quarrying, not energy materials
D Predelovalne dejavnosti	325913	245023	76811	4079	D Manufacturing
DA Pro.hrane, pijač, tobačnih izd.	28403	16384	10914	1104	DA Mfr. of food; beverages and tobacco
15 Pro.hrane, pijač, krmil	28403	16384	10914	1104	15 Mfr. of food and beverages
DB Pro.tekstilij; tekstilnih, krznenih izd.	7148	5783	1202	163	DB Mfr. of textiles and textile products
17 Pro.tekstilij	6402	5247	992	163	17 Mfr. of textiles
18 Pro.oblačil; strojenje, dodelava	746	535	210	0	18 Mfr. of wearing apparel; dress. of fur
DC Pro.usnja, usnjenih izd.	1970	1160	z	z	DC Mfr. of leather and leather products
19 Pro.usnja, usnjenih izd.	1970	1160	z	z	19 Leather tanning, mfr. of luggage, etc.
DD Obdelava in predelava lesa	6629	3535	2906	188	DD Manufacture of wood and wood product
20 Obdelava in predelava lesa	6629	3535	2906	188	20 Mfr. of wood and wood, cork, etc. goods
DE Pro.vlaknin, papirja; založništvo	16702	8209	z	z	DE Mfr. of paper, publishing and printing
21 Pro.vlaknin, papirja ter izd. iz njih	7447	4272	z	z	21 Mfr. of pulp, paper and paper products
22 Založništvo, tiskarstvo	9255	3937	z	z	22 Publishing, printing and recorded media
DF Pro.koksa, naftnih deriv., jedrskega goriva	130	z	z	0	DF Mfr. of coke, petroleum prods.&nuc. fuel
23 Pro.koksa, naft. deriv., jedrskega goriva	130	z	z	0	23 Mfr. of coke, petroleum prods.&nuc. fuel
DG Pro.kemikalij, kemičnih izd., umetnih vl.	53960	47706	6062	192	DG Mfr. of chemicals, prod.&man-made fibres
24 Pro.kemikalij, kemičnih izd., umetnih vl.	53960	47706	6062	192	24 Mfr. of chemicals & chemical products
DH Pro.izd.iz gume in plastičnih mas	21251	16492	4611	149	DH Mfr. of rubber and plastic products
25 Pro.izd.iz gume in plastičnih mas	21251	16492	4611	149	25 Mfr. of rubber and plastic products
DI Pro.dr.nekovinskih mineralnih izd.	11972	7704	4267	0	DI Mfr. of other non-metal. mineral products
26 Pro.dr.nekovinskih mineralnih izd.	11972	7704	4267	0	26 Mfr. of other non-metal. mineral products
DJ Pro.kovin in kovinskih izd.	49841	32408	17100	333	DJ Mfr. of basic metals & fabricated products
27 Pro.kovin	19848	14522	5326	0	27 Manufacture of basic metals
28 Pro.kovinskih izd. brez strojev,	29993	17886	11773	333	28 Mfr. of fabricated metal, not machines
DK Pro.strojev in naprav	31192	26039	4374	779	DK Mfr. of machinery and equipment nec.
29 Pro.strojev in naprav	31192	26039	4374	779	29 Mfr. of machinery and equipment nec.
DL Pro.električne, optične opreme	31463	24851	6326	286	DL Mfr. of electrical and optical equipment
30 Pro.pisarniških strojev, računalnikov	633	537	z	z	30 Mfr. of office machinery and computers
31 Pro.el.strojev, naprav	19265	14815	4289	161	31 Mfr. of electric. machinery etc. nec.
32 Pro.RTV, komunikacijskih naprav, opreme	5674	4907	z	z	32 Mfr. of radio, TV and equipment
33 Pro.medicin., finomehan., optič. instr.	5891	4591	z	z	33 Mfr. of medical & precision instruments
DM Pro.vozil in plovil	53922	z	7069	z	DM Manufacture of transport equipment
34 Pro.mot.vozil, prikolic, polprikolic	50124	44598	z	z	34 Mfr. of motor vehicle., trailers, etc.
35 Pro.dr.vozil, plovil	3798	z	z	0	35 Mfr. of other transport equipment
DN Pro.pohiš. dr. pred. dej., reciklaža	11332	7884	3101	347	DN Manufacturing nec.
36 Pro.pohiš. dr. predelovalne dej	8379	5526	z	z	36 Mfr. of furniture; manufactur. nec.
37 Reciklaža	2953	2359	z	z	37 Recycling

2 Viri financiranja za bruto investicije v nova in rabljena osnovna sredstva v podjetjih, družbah in organizacijah po dejavnosti investitorja, Slovenija, 2005- organizacijsko načelo (nadaljevanje)

Sources of financing of gross investment of enterprises, companies and organisations by activity of investor, Slovenia, 2005-organisational principle (new and existing fixed assets) (continued) mio SIT

Dejavnost investitorja	Skupaj Total	Viri financiranja za investicije v osnovna sredstva			Activity of investor
		iz lastnih in združenih sredstev from own financial and joint assets	iz finančnih kreditov in najema from financial credits and lesing	iz sredstev namenskih skladov in pridobitev brez nadomestila from assets of funds and without compensatio of fixed assets	
E Oskrba z elektriko, plinom, vodo	73603	57453	3938	12212	E Electricity, gas and water supply
40 Oskrba z el., plinom, paro, toplo vodo	53479	49794	2953	732	40 Electricity, gas, steam and hot water
41 Zbiranje, čiščenje, distribucija vode	20124	7660	985	11480	41 Collection, purification etc. of water
F Gradbeništvo	32065	19367	11494	1203	F Construction
45 Gradbeništvo	32065	19367	11494	1203	45 Construction
G Trgovina; popravila mot. vozil	148927	93210	55531	186	G Wholesale, retail; certain repair
50 Poprav., trg. z mot. vozili, gorivi	29095	26690	z	z	50 Sale, repair etc. motors; fuel
51 Posred., trg. na debelo, brez vozil	39139	28090	10967	83	51 Wholesale, commision, not motors
52 Trg. na dr. brez mot. vozil; poprav. lzd.	80692	38431	z	z	52 Retail trade, not motors; repairs
H Gostinstvo	26511	14079	8404	4029	H Hotels and restaurants
55 Gostinstvo	26511	14079	8404	4029	55 Hotels and restaurants
I Promet, skladiščenje, zveze	198936	71623	104866	22447	I Transport, storage and communication
60 Kopenski promet, cevovodni transport	26901	14706	z	z	60 Land transport; pipelines transport
61 Vodni promet	z	z	z	0	61 Water transport
62 Zračni promet	z	z	z	0	62 Air transport
63 Pomožne prometne dej., turistične org.	112278	z	79377	z	63 Supporting transport; travel agencies
64 Pošta in telekomunikacije	41133	z	z	0	64 Post and telecommunications
J Finančno posredništvo	58027	32809	25201	17	J Financial intermediation
65 Fin. posred. brez zavarovalništva, skladov	53125	27918	z	z	65 Financial intermed., not insur., pens. fund.
66 Zavarovalništvo brez socialnega, skladi	4440	z	0	z	66 Insurance, pension not comp. soc. sec.
67 Pomožne dej. v fin. posred.	461	z	z	0	67 Activities aux. to financial intermed.
K Nepremičnine, najem, poslovne stor.	35044	27288	6060	1696	K Real estate, renting & busines activities
70 Poslovanje z nepremičninami	1736	1042	z	z	70 Real estate activities
72 Obdelava podatkov., s tem povezane dej	4415	3388	z	z	72 Computer and related activities
73 Raziskovanje in razvoj	4248	2661	49	1538	73 Research and devolpment
74 Druge poslovne dejavnosti	24645	20198	z	z	74 Other business activities
L Javna uprava, obramba, socialno zav.	129092	47883	13944	67265	L Public administ. & defence; comp. soc. sec.
75 Javna uprava, obramba, socialno .zavarov.	129092	47883	13944	67265	75 Public administ. & defence; comp. soc. sec.
M Izobraževanje	30604	8428	635	21541	M Education
80 Izobraževanje	30604	8428	635	21541	80 Education
N Zdravstvo, socialno varstvo	25580	15414	3701	6465	N Health and social work
85 Zdravstvo, socialno varstvo	25580	15414	3701	6465	85 Health and social work
O Dr. javne, skupne in osebne stor.	30465	16139	6723	7604	O Other social and personal services
90 Dej. javne higijene	8015	3605	488	3923	90 Refuse disposal, sanitation, etc.
91 Dej. združenj, organizacij	1437	z	z	0	91 Membership organisation nec.
92 Rekreatijske, kulturne, športne dej.	20548	10912	5954	3682	92 Recreational, cultural & sport. activities
93 Dr. storitvene dej.	465	z	z	0	93 Other service activities

3. Bruto investicije v nova osnovna sredstva v podjetjih, družbah in organizacijah po namenu, skupinah osnovnih sredstev in po dejavnostih, v katere se je investiralo, Slovenija, 2005 - načelo čistih dejavnost

 Gross investment of enterprises, companies and other organisation by kind of construction, types of fixed assets and activities where investment was created, Slovenia, 2005 - kind of activity (new fixed assets)
 mio SIT

Namen investicij	Namen investiranja Purpose of investment				Skupine osnovnih sredstev Types of fixed asset				Purpose of investment
	Skupaj Total	nove zmogljivi- vosti new capa- cities	rekon- strukcije, posodo- bitev, doga- ditev enlarge- ment, recon- struc- tion, renova- tions	vzdrže- vanje na obsto- ječi ravni main- tenance of exi- sting capa- cities	opredmetena osnovna sredstva tangible fixed assets			neopre- dmetena osnovna sredstva intangi- ble fixed assets	
					Skupaj Total	gradbeni objekti in izbolj- šava zemljišč construc- tion work and land improve- ment	stroji, oprema, prome- tna sre- dstva in gojena naravna sredstva machi- nery transport, other equip- ment and cul- tivated assets		
SKUPAJ	1058767	596452	377541	84773	1058767	504337	510065	44364	Total
A Kmetijstvo, lov, gozdarstvo in ribištvo	6602	2811	2515	1276	6602	2502	3982	118	A Agriculture, hunting, forestry and fishing
C Rudarstvo	9801	3335	4808	1657	9801	2059	7697	45	C Mining and quarrying
CA Pri.energetskih surovin	7078	z	z	992	7078	890	6177	11	CA Mining & quarrying of energy materials
CB Pri.rud in kamnin, razen energetskih	2722	z	z	666	2722	1169	1520	34	CB Mining & quarrying, not energy materials
D Predelovalne dejavnosti	315036	176892	116166	21978	315036	75031	224528	15478	D Manufacturing
DA Pro.hrane, pijač, tobачnih izd.	27154	14935	10261	1958	27154	10336	15347	1471	DA Mfr. of food; beverages and tobacco
15 Pro.hrane, pijač, krmil	27154	14935	10261	1958	27154	10336	15347	1471	15 Mfr. of food and beverages
DB Pro.tekstilij; tekstilnih, krznenih izd.	6519	3365	2367	786	6519	1092	5072	356	DB Mfr. of textiles and textile products
17 Pro.tekstilij	5932	3103	2093	736	5932	960	4650	322	17 Mfr. of textiles
18 Pro.oblačil; strojenje, dodelava	587	262	274	50	587	131	422	33	18 Mfr. of wearing apparel; dress. of fur
DC Pro.usnja, usnjenih izd.	1393	788	z	z	1393	z	z	84	DC Mfr. of leather and leather products
19 Pro.usnja, usnjenih izd.	1393	788	z	z	1393	z	z	84	19 Leather tanning, mfr. of luggage, etc.
DD Obdelava in predelava lesa	6035	3083	2336	615	6035	2084	3869	82	DD Manufacture of wood and wood product
20 Obdelava in predelava lesa	6035	3083	2336	615	6035	2084	3869	82	20 Mfr. of wood and wood, cork, etc. goods
DE Pro.vlaknin, papirja; založništvo	15324	7964	6031	1329	15324	3097	11599	629	DE Mfr. of paper, publishing and printing
21 Pro.vlaknin, papirja ter izd. iz njih	7221	1843	4703	675	7221	1564	5403	254	21 Mfr. of pulp, paper and paper products
22 Založništvo, tiskarstvo	8103	6121	1327	654	8103	1533	6196	374	22 Publishing, printing and recorded media
DF Pro.koksa, naftnih deriv., jedrskega goriva	130	105	z	z	130	z	z	0	DF Mfr. of coke, petroleum prods.&nuc. fuel
23 Pro.koksa, naft. deriv., jedrskega goriva	130	105	z	z	130	z	z	0	23 Mfr. of coke, petroleum prods.&nuc. fuel
DG Pro. kemiikalij, kemičnih izd., umetnih vl.	53992	29917	18045	6029	53992	12255	37846	3891	DG Mfr. of chemicals, prod.&man-made fibres
24 Pro. kemiikalij, kemičnih izd., umetnih vl.	53992	29917	18045	6029	53992	12255	37846	3891	24 Mfr. of chemicals & chemical products
DH Pro.izd.iz gume in plastičnih mas	20810	10295	9120	1395	20810	4233	16038	540	DH Mfr. of rubber and plastic products
25 Pro.izd.iz gume in plastičnih mas	20810	10295	9120	1395	20810	4233	16038	540	25 Mfr. of rubber and plastic products
DI Pro.dr. nekovinskih mineralnih izd.	11935	2842	7738	1355	11935	2724	8796	415	DI Mfr. of other non-metal. mineral products
26 Pro.dr. nekovinskih mineralnih izd.	11935	2842	7738	1355	11935	2724	8796	415	26 Mfr. of other non-metal. mineral products
DJ Pro.kovin in kovinskih izd.	47183	27236	17779	2168	47183	10120	35463	1600	DJ Mfr. of basic metals & fabricated products
27 Pro.kovin	17897	8484	8772	640	17897	3024	14686	187	27 Manufacture of basic metals
28 Pro.kovinskih izd. brez strojev,	29286	18752	9007	1527	29286	7096	20777	1413	28 Mfr. of fabricated metal, not machines

3. Bruto investicije v nova osnovna sredstva v podjetjih, družbah in organizacijah po namenu, skupinah osnovnih sredstev in po dejavnostih, v katere se je investiralo, Slovenija, 2005 - načelo čistih dejavnosti (nadaljevanje)

Gross investment of enterprises, companies and other organisation by kind of construction, types of fixed assets and activities where investment was created, Slovenia, 2005 - kind of activity (new fixed assets) (continued) mio SIT

Namen investicij	Namen investiranja Purpose of investment				Skupine osnovnih sredstev Types of fixed asset				Namen investiranja Purpose of investment
	Skupaj Total	nove zmogljivi- vosti new capa- cities	rekon- strukcije, posodo- bitev, dogra- ditev enlarge- ment, recon- struc- tion, renova- tions	vzdrže- vanje na obsto- ječi ravni main- tenance of ex- isting capa- cities	opredmetena osnovna sredstva tangible fixed assets			neopre- dmetena osnovna sredstva intangi- ble fixed assets	
					Skupaj Total	gradbeni objekti in izbolj- šava zemljišč construc- tion work and land improve- ment	stroji, oprema, prome- tna sre- dstva in gojena naravna sredstva machin- ery transport, other equip- ment and cul- tivated assets		
DK Pro.strojev in naprav	29974	12677	14603	2693	29974	8227	19563	2184	DK Mfr. of machinery and equipment nec.
29 Pro.strojev in naprav	29974	12677	14603	2693	29974	8227	19563	2184	29 Mfr. of machinery and equipment nec.
DL Pro.električne,optične opreme	30100	16651	12498	951	30100	6357	22198	1545	DL Mfr. of electrical and optical equipment
30 Pro.pisarniških strojev,računalnikov	591	320	255	16	591	287	231	74	30 Mfr. of office machinery and computers
31 Pro.el.strojov,naprav	18805	10533	7912	360	18805	3571	14515	719	31 Mfr. of electric. machinery etc. nec.
32 Pro.RTV,komunikacijskih naprav,opreme	4976	1753	2834	389	4976	1292	3333	350	32 Mfr. of radio, TV and equipment
33 Pro.medicin.,finomehan.,optič.instr	5728	4045	1497	186	5728	1207	4118	403	33 Mfr. of medical & precision instruments
DM Pro.vozil in plovil	53756	41870	10722	1164	53756	11733	39577	2445	DM Manufacture of transport equipment
34 Pro.mot.vozil,prikolic,polprikolic	49934	40115	9218	601	49934	10495	37018	2421	34 Mfr. of motor vehicle., trailers, etc.
35 Pro.dr.vozil,plovil	3822	1755	1504	563	3822	1238	2559	24	35 Mfr. of other transport equipment
DN Pro.pohiš.dr.pred.dej.,reciklaža	10731	5163	4262	1305	10731	2162	8333	236	DN Manufacturing nec.
36 Pro.pohišstva,dr.predelovalne dej	7839	4510	2459	870	7839	1593	6025	221	36 Mfr. of furniture; manufacturig nec.
37 Reciklaža	2891	653	1803	435	2891	569	2308	15	37 Recycling
E Oskrba z elektriko, plinom, vodo	68674	24291	39752	4631	68674	38995	24978	4701	E Electricity, gas and water supply
40 Oskrba z el.,plinom,paro,toplo vodo	51968	15902	32538	3528	51968	24283	23214	4471	40 Electricity, gas, steam and hot water
41 Zbiranje,čiščenje,distribucija vode	16706	8389	7214	1103	16706	14711	1765	230	41 Colection, purification etc. of water
F Gradbeništvo	127508	82926	35076	9506	127508	107122	19821	566	F Construction
45 Gradbeništvo	127508	82926	35076	9506	127508	107122	19821	566	45 Construction
G Trgovina; popravila mot.vozil	136295	99430	29263	7603	136295	84100	48684	3511	G Wholesale, retail; certain repair
50 Poprav.,trg.z mot.vozili,gorivi	27944	15041	8418	4486	27944	10908	16742	294	50 Sale, repair etc. motors; fuel
51 Posred.,trg.na debelo,brez vozil	27975	20088	6884	1003	27975	14911	11563	1501	51 Wholesale, commision, not motors
52 Trg. na dr.brez mot. vozil;poprav. izd.	80376	64301	13961	2113	80376	58281	20379	1716	52 Retail trade, not motors; repairs
H Gostinstvo	25877	14807	9437	1633	25877	19825	5625	427	H Hotels and restaurans
55 Gostinstvo	25877	14807	9437	1633	25877	19825	5625	427	55 Hotels and restaurans
I Promet, skladiščenje, zveze	92606	52055	31106	9446	92606	33713	54677	4216	I Transport, storage and communication
60 Kopenski promet,cevovodni transp	24162	9879	7167	7115	24162	z	19635	z	60 Land transport; pipelines transport
61 Vodni promet	43	z	z	z	43	z	37	z	61 Water transport
62 Zračni promet	4210	z	z	0	4210	z	3437	z	62 Air transport
63 Pomožne prometne dejavnosti,turistične org.	23127	18595	z	z	23127	15346	7400	381	63 Supporting transport; travel agencies
64 Pošta in telekomunikacije	41064	19478	20140	1447	41064	13276	24168	3621	64 Post and telecommunications
J Finančno posredništvo	45051	29728	10225	5098	45051	10826	29757	4468	J Financial intermediation
65 Fin.posred.brez zavarovalništva, skladov	40690	27867	8038	4785	40690	9809	27265	3616	65 Financial intermed., not insur., pens. fund.
66 Zavarovalništvo brez socialnega,skladi	3934	1789	1888	257	3934	z	2291	z	66 Insurance, pension not comp. soc. sec.
67 Pomožne dej.v fin.posred.	427	72	298	56	427	z	202	z	67 Activities aux. to financial intermed.

3. Bruto investicije v nova osnovna sredstva v podjetjih, družbah in organizacijah po namenu, skupinah osnovnih sredstev in po dejavnostih, v katere se je investiralo, Slovenija, 2005 - načelo čistih dejavnosti (nadaljevanje)

Gross investment of enterprises, companies and other organisation by kind of construction, types of fixed assets and activities where investment was created, Slovenia, 2005 - kind of activity (new fixed assets) (continued) mio SIT

Namen investicij	Namen investiranja Purpose of investment				Skupine osnovnih sredstev Types of fixed asset				Purpose of investment
	Skupaj Total	nove zmogljivi- vosti new capa- cities	rekon- strukcije, posodo- bitev, dogra- ditev enlarge- ment, recon- struc- tion, renova- tions	vzdrže- vanje na obsto- ječi ravni main- tenance of exi- sting capa- cities	opredmetena osnovna sredstva tangible fixed assets			neopre- dmetena osnovna sredstva intangi- ble fixed assets	
					Skupaj Total	gradbeni objekti in izbolj- šava zemljišč construc- tion work and land improve- ment	stroji, oprema, prome- tna sre- dstva in gojena naravna sredstva machi- nery transport, other equip- ment and cul- tivated assets		
K Nepremičnine, najem, poslovne stor.	37633	25062	9620	2951	37633	15174	19810	2648	K Real estate, renting & business activities
70 Poslovanje z nepremičninami	5282	3889	1009	384	5282	4817	z	z	70 Real estate activities
71 Dajanje strojev, opreme v najem	z	z	0	0	z	0	z	0	71 Renting equipment without operator
72 Obdelava pod., s tem povezane dej.	z	z	1402	492	z	505	2448	z	72 Computer and related activities
73 Raziskovanje in razvoj	4409	2130	1232	1047	4409	822	3374	214	73 Research and development
74 Druge poslovne dej.	21294	14289	5977	1028	21294	9031	10466	1797	74 Other business activities
L Javna uprava, obramba, socialno zavarov.	89324	34637	51342	3345	89324	54886	29170	5269	L Public administ. & defence; comp. soc. sec.
75 Javna uprava, obramba, socialno zavarov	89324	34637	51342	3345	89324	54886	29170	5269	75 Public administ. & defence; comp. soc. sec.
M Izobraževanje	32337	13416	13464	5457	32337	21203	10626	508	M Education
80 Izobraževanje	32337	13416	13464	5457	32337	21203	10626	508	80 Education
N Zdravstvo, socialno varstvo	26292	8447	11935	5910	26292	10866	14830	597	N Health and social work
85 Zdravstvo, socialno varstvo	26292	8447	11935	5910	26292	10866	14830	597	85 Health and social work
O Dr. javne, skupne in osebne stor.	45730	28614	12832	4283	45730	28036	15880	1814	O Other social and personal services
90 Dej. javne higijene	19919	14810	4099	1010	19919	16340	3055	524	90 Refuse disposal, sanitation, etc.
91 Dej. združenj, organizacij	938	z	264	z	938	598	292	48	91 Membership organisation nec.
92 Rekreatijske, kult., športne dej.	24291	13276	8167	2849	24291	10906	12167	1218	92 Recreational, cultural & sport. activities
93 Dr. storitvene dej.	582	z	302	z	582	193	365	23	93 Other service activities

STATISTIČNA ZNAMENJA

z podatek zaradi zaupnosti ni objavljen

STATISTICAL SIGNS

z data not published because of confidentiality

METODOLOŠKA POJASNILA

Namen statističnega raziskovanja

Na podlagi statističnega raziskovanja o investicijah v osnovna sredstva zbiramo podatke o dejanskih bruto investicijah v osnovna sredstva in njihovih virih pri neposrednih investitorjih, to je družbah, podjetjih in organizacijah. Ocena bruto investicij (bruto investicije v osnovna sredstva, spremembe zalog in vrednostni predmeti) je ena od postavk (poleg končne potrošnje in saldo menjave s tujino) za izračun bruto domačega proizvoda po izdatkovni metodi, podatki pa se uporabljajo tudi za spremljanje investicijske dejavnosti v statistiki o poslovanju podjetij (strukturna statistika podjetij).

METHODOLOGICAL EXPLANATIONS

Purpose of the statistical survey

With the statistical survey on gross investment we collect data on actual gross investment and payment for them from direct investors, i.e. companies, enterprises and organisations. The estimate of gross capital formation (gross investment, changes in stocks and valuables) is one of the items (beside final consumption and external trade balance) for the calculation of the gross domestic product according to the expenditure approach. The data are also used for monitoring of investments in structural business statistics.



Enote opazovanja

Enote statističnega opazovanja so družbe, podjetja in organizacije, ki so registrirani za opravljanje dejavnosti na ozemlju Republike Slovenije.

Vir

Vir podatkov o bruto investicijah je Letno statistično raziskovanje o investicijah v osnovna sredstva (vprašalnik - INV-1).

Zajetje

Pri zbiranju podatkov o investicijah za leti 2004 in 2005 smo vključili vse tiste poročevalske enote, ki so imele 20 in več zaposlenih. Njihova odzivnost je bila 90-odstotna v letu 2004 in 88-odstotna v letu 2005, za neodgovore pa smo izvedli preračun na celotno populacijo z razmernostno cenilko, in sicer tako, da smo uporabili bazo podatkov o davku na dodano vrednost Davčne uprave Republike Slovenije oz. število zaposlenih.

Pri zbiranju podatkov o investicijah za leta od 2001 do 2003 smo vključili vse tiste poročevalske enote, ki so imele 10 in več zaposlenih. Pri sektorju država pa smo vključili vse poročevalske enote. Njihova odzivnost v tem obdobju pa je bila od 85- do 88-odstotna, za neodgovore pa smo izvedli preračun na celotno populacijo z razmernostno cenilko, in sicer tako, da smo uporabili amortizacijo osnovnih sredstev iz zaključnih računov oz. število zaposlenih. Za leto 2003 pa smo pri preračunu na celotno populacijo z razmernostno cenilko uporabili iste vire kot pri letih 2004 in 2005.

Način zbiranja podatkov

Podatke zbiramo z vprašalnikom INV-1, ki ga morajo družbe, podjetja in organizacije izpolnjevati s podatki za preteklo leto na podlagi Zakona o državnih statistiki (Uradni list RS, št. 45/95 in 9/01).

Prikaz podatkov

Bruto investicije prikazujemo po posameznih skupinah osnovnih sredstev po metodologiji Evropski sistem računov, 1995 (ESR 1995), in sicer nakupe novih in rabljenih osnovnih sredstev ter njihove prodaje. Poročevalske enote, ki nam poročajo o investicijah, lahko svoja obstoječa osnovna sredstva (npr. avtomobil) prodajajo ne samo drugi pravni osebi, ampak tudi gospodinjstvom kot trajno dobrino (ta s tem izgubi funkcijo osnovnega sredstva). Tako so v določenih postavkah prodaje večje od nakupov rabljenih osnovnih sredstev, zato prikaz investicij na ta način po posameznih dejavnostih ni smiseln.

Podatki v tabelah so urejeni po dveh načelih:

- po organizacijskem načelu: podatki so razvrščeni po pretežni dejavnosti investitorja (ta je določena z vpisom v Statistični poslovni register, ki ga vodi Statistični urad Republike Slovenije) in teritorialno - po sedežu investitorja;
- po načelu čistih dejavnosti: podatki so urejeni po dejavnostih enot v sestavi v okviru organizacij, ki so jim investicije namenjene, teritorialno pa po lokaciji objekta.

Definicije

Vrednost investicij v osnovna sredstva obsega:

- nakupe osnovnih sredstev v tekočem oz. poročevalskem letu;
- posodobitve, rekonstrukcije in prenove na že obstoječih osnovnih sredstvih;
- lastno izgradnjo in pridobitev (brez plačila) osnovnih sredstev ter
- nabavno vrednost osnovnih sredstev v finančnem najemu (lizing).

Osnovna sredstva (nova in rabljena) se vrednotijo po nabavni vrednosti;

Observation units

Observation units are companies, enterprises and organisations registered for performing their activities in the Republic of Slovenia.

Source

The source of data on gross investment is the Annual Statistical Survey on Gross Investment (INV-1 questionnaire).

Coverage

Data on gross investment for 2004 and 2005 were collected from all reporting units with 20 or more employees. Their response rate was 90% in 2004 and 88% in 2005. For non-response, we performed recalculation to the total population with the ratio estimator, using the value added tax database of the Tax Authority or the number of employees.

In collecting data on gross investment for 2001 to 2003 we included all reporting units that had more than 10 persons in paid employment. In the government sector we covered all reporting units. The response rate between 2001 and 2003 was 85-88%. For non-response, we performed recalculation to the total population with the ratio estimator, using depreciation of fixed assets from annual accounts or the number of persons employed. For 2003 we performed recalculation to the total population with the ratio estimator, using the same sources as in 2004 and 2005.

Method of data collection

Data on gross investment are collected with the INV-1 questionnaire, which has to be completed by companies, enterprises and organisations with data for the previous year on the basis of the National Statistics Act (OJ RS, No. 45/95 and 9/01).

Data presentation

Gross investment are shown by individual groups of fixed assets according to European System of Accounts 1995 (ESA95) methodology, i.e. purchase and sale of new and existing assets. Units reporting on capital formation can sell their fixed assets not only to other legal persons but also to households as durable goods, e.g. cars, which thus lose the function of a fixed asset. Thus in individual items sale exceeds purchase of existing fixed assets, so it is not reasonable to present capital formation in this way by individual activities.

Data in tables are shown according to two principles:

- organisational principle: data are classified by the predominant activity of the investor, which is defined with registration into the Statistical Business Register kept by the Statistical Office of the Republic of Slovenia, and territorially by the location of the investor,
- kind of activity principle: data are classified by activities of constituent units of organisations for which capital formation is in fact intended and territorially by the location of the facility.

Definitions

Value of gross capital formation is:

- purchase of fixed assets in the current or reporting year;
- modernisation, reconstruction and renovation of existing fixed assets;
- own formation of fixed assets and gratis fixed assets and
- purchase value of fixed assets in financial leasing.

Fixed assets (new and existing) are valued at purchase value, which is



ta sestoji iz nakupne cene, povečane za morebitne davke (npr. DDV), stroške prevzema in druge neposredne stroške (npr. stroški transporta, montaže ipd.).

Osnovna sredstva

To so **proizvedena sredstva**, ki se uporabljajo v proizvodnem procesu več kot eno leto, in sicer ponavljajoče oz. nepretrgoma.

V skladu z ESR 1995 in slovenskimi računskimi standardi osnovna sredstva razdelimo v dve veliki skupini:

- **opredmetena osnovna sredstva** (gradbeni objekti in izboljšava zemljišč, stroji, oprema in prometna sredstva ter gojena naravna sredstva oz. večletni nasadi in osnovna čreda) in
- **neopredmetena osnovna sredstva** (študije, projekti in raziskovalna dela; programska oprema; zabava in izvirniki oz. originali na področju filma, glasbe ipd.).

Nakupov zemljišč se od leta 1996 ne šteje več kot investicijo v osnovna sredstva.

V vrednosti **gradbenih del** upoštevamo tudi vrednost opreme, ki je vgrajena v gradbene objekte, v vrednost **opreme** pa so zajeti tudi stroški montaže, transporta in zavarovanja.

Viri financiranja investicij

To so vsi viri oz. izdatki, ki so potrebni za financiranje investicij za nova in rabljena osnovna sredstva in so: iz lastnih sredstev (tudi realizacija v lastni režiji), iz združenih sredstev, iz finančnih sredstev (kreditni in finančni najem), iz sredstev posebnih namenskih skladov ter pridobitev osnovnih sredstev brez nadomestil oz. brezplačno.

Bruto investicije v nove zmogljivosti so vlaganja za ustanavljanje novih samostojnih podjetij, organizacij in obratov ter graditev prometnih poti, ki jih prej ni bilo ali pa so imele drugačen namen kot na novo zgrajene.

Bruto investicije za razširitev, rekonstrukcijo in posodobitev so vlaganja v obstoječe zmogljivosti zaradi povečanega obsega proizvodnje ali storitev ali zaradi spremembe tehnologije in tehnike proizvodnje; zajemajo tudi preureditev že obstoječih objektov, opreme in naprav ter tudi graditev ali nabavo novih osnovnih sredstev v sklopu že obstoječe organizacijsko samostojne delovne enote.

Bruto investicije za vzdrževanje obstoječih zmogljivosti na enaki ravni so vlaganja zaradi zamenjave, intenzifikacije in racionalizacije proizvodnje, ne da bi širili razpoložljive zmogljivosti ali bistveno spreminjali sedanjo tehnologijo ali tehniko proizvodnje.

Opomba: Zaradi zaokroževanja na mio. SIT se vsota vrednosti v vrsticah oz. stolpcih ter grafih ne ujema povsem s skupno vrednostjo.

composed of purchase price plus eventual taxes (e.g. VAT), costs of delivery and other direct costs (e.g. transport, assembly, etc.).

Fixed assets

are **produced assets** that are used continuously in the production process for more than a year.

In accordance with ESA-95 and Slovenian accounting standards, fixed assets are divided into two large groups:

- **tangible fixed assets** include construction work, land improvement, machinery, transport and other equipment, orchard development and breeding stock, whereas
- **intangible fixed assets** include studies, projects and research work; software and entertainment and originals in the field of literature, film, music, etc.

Since 1996 purchase of land has not been part of fixed capital formation.

Construction work also includes the value of equipment built in the buildings. The value of **equipment** includes costs of assembly, transport and insurance.

Sources of financing gross investment

These are all sources or expenditure necessary for financing gross investment for new and existing fixed assets. They are divided into own financial assets, joint assets, financial credits, assets of funds and acquisition without compensation.

Gross investment in new capacities is investment in creating new enterprises, organisations and units, construction of roads, etc., which previously did not exist or had other purpose than the newly built.

Gross investment for enlargement, reconstruction and renovation is investment in existing capacities because of increased volume of production or services, or because of the change of technology. It also covers reorganisation of existing buildings and equipment, and construction or purchase of new fixed assets within the scope of an existing organisationally independent unit.

Gross investment for maintenance of existing capacities at the same level is investment due to replacement, intensification and rationalisation of production, but without expanding the existing capacities or fundamentally changing the present technology.

Note: In some tables and charts the total in the rows and columns does not correspond to the total value due to rounding to million SIT.

Sestavila / Prepared by: Boža Benedik

Izdaja, založba in tisk Statistični urad Republike Slovenije, Ljubljana, Vožarski pot 12 - **Uporaba in objava podatkov dovoljena le z navedbo vira** - Odgovarja generalna direktorica mag. Irena Krížman - Urednica zbirke Statistične informacije Marina Urbas - Urednica podzbirke Nataša Gorjan - Slovensko besedilo jezikovno uredila Ivanka Zobec - Angleško besedilo jezikovno uredil Boris Panič - Naklada 60 izvodov - ISSN zbirke Statistične informacije 1408-192X - ISSN podzbirke Poslovni subjekti 1580-1829 - Informacije daje Informacijsko središče, tel.: (01) 241 51 04 - El. pošta: info.stat@gov.si - http://www.stat.si.

Edited, published and printed by the Statistical Office of the Republic of Slovenia, Ljubljana, Vožarski pot 12 - **These data can be used provided the source is acknowledged** - Director-General Irena Krížman - Rapid Reports editor Marina Urbas - Subject-matter editor Nataša Gorjan - Slovene language editor Ivanka Zobec - English language editor Boris Panič - Total print run 60 copies - ISSN of Rapid Reports 1408-192X - ISSN of subcollection Business entities 1580-1829 - Information is given by the Information Centre of the Statistical Office of the Republic of Slovenia, tel.: +386 1 241 51 04 - E-mail: info.stat@gov.si - http://www.stat.si.