

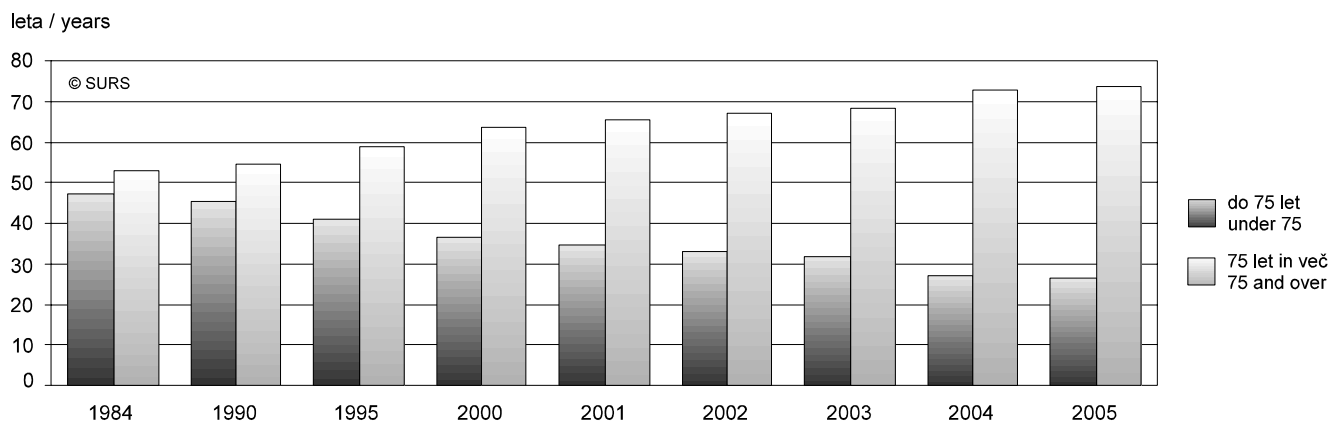


JAVNI SOCIALNOVARSTVENI ZAVODI, SLOVENIJA, 2005
PUBLIC SOCIAL WELFARE INSTITUTIONS, SLOVENIA, 2005

- ▶ V letu 2005 je bilo v Sloveniji 68 domov za starejše (med temi 13 s koncesijo). V njih je bivalo 13 641 oskrbovancev. Prevladovale so osebe, stare 80 let ali starejše (55,1%). Najpogostejši razlog za sprejem v dom je bila njihova starost, in sicer za 64,3 % oseb, vendar je bilo med njimi 82,5 % tudi bolnih. V opazovanem letu je bilo za sprejem v domove oddanih 21 747 prošelj. Pozitivno so jih rešili 23,3 %.
- ▶ V letu 2005 je bilo v Sloveniji 6 posebnih socialnovarstvenih zavodov ter 8 enot za posebne oblike varstva odraslih, ki delujejo kot posebne enote znotraj domov za starejše ali kot njihove dislocirane enote.
- ▶ Skupaj je tako v teh ustanovah bivalo 2 674 oskrbovancev (od teh v osmih posebnih enotah 1 039).
- ▶ Oskrbovance posebnih enot v okviru domov za starejše smo v prikazih podatkov do vključno leta 2003 upoštevali pri domovih za starejše. Zaradi te spremembe v popisu se je spremenila številčna razporeditev oskrbovancev in poročevalskih enot: pri posebnih socialnovarstvenih zavodih se je število oskrbovancev in število poročevalskih enot zato povečalo, pri domovih za starejše pa se je število oskrbovancev zato zmanjšalo.
- ▶ Vsi oskrbovanci v posebnih socialnovarstvenih zavodih in posebnih enotah so bili bolni. Med temi je bilo 88,6 % motenih v duševnem, 7,0 % pa v telesnem razvoju. V opazovanem letu je bilo za sprejem v take domove oz. oddelke oddanih 1 424 prošelj. Pozitivno so jih rešili slabo tretjino.
- ▶ V 34 samostojnih varstveno-delovnih centrih in v 23 enotah varstveno-delovnih centrov v sestavi drugih zavodov ter v 21 varstveno-delovnih centrih s koncesijo je bivalo 2 695 oskrbovancev oz. za 5,4 % več kot leto prej. Prevladovali so oskrbovanci z zmerno motnjo v duševnem razvoju (62,2 %). Večina jih stanuje doma s starši (65,3 %) in ti jih dnevno vozijo v varstvo in zaposlitev.
- ▶ In 2005 there were 68 old people's homes in Slovenia (13 of them licensed ones). There were 13,641 people in care in these institutions. Most of them were over 80 years old (55.1%). In most cases the reason for admission was old age (64.3%); however, 82.5% of those people were also sick. There were 21,747 applications for admission in 2005, but only 23.3% of them were solved positively.
- ▶ In 2005 there were 6 special social welfare institutions and 8 units providing special care of adults operating as special units within old people's homes.
- ▶ These institutions were taking care of 2,674 people (of these 1,039 in the eight special units).
- ▶ Until 2003 people in care in special units of old people's homes were counted together with people in old people's homes. The above-mentioned change brought about the change in the distribution of people in care and reporting units: in special social welfare institutions the number of people in care and reporting units increased while in old people's homes the number of people in care decreased.
- ▶ All people in care in special social welfare institutions and special units are sick, of those 88.6% with mental problems and 7.0% with physical problems. There were 1,424 applications for admission in 2005 but less than a third of them were solved positively.
- ▶ There were 2,695 protégés in 34 independent centres for protection and training, in 23 units of these centres at other institutions, and in 21 licensed centres for protection and training, which is 5.4% more than a year before. Protégés who have moderate mental problems prevail (62.2%). They mostly live at home with their parents (65.3%) and are transported daily to centres for protection and training.

Slika 1: Oskrbovanci domov za starejše po starosti, Slovenija, 1984–2005

Chart 1: People in care in old people's homes by age, Slovenia, 1984–2005



1. JAVNI SOCIALNOVARSTVENI ZAVODI, SLOVENIJA PUBLIC SOCIAL WELFARE INSTITUTIONS, SLOVENIA

1.1 Domovi za starejše, posebni socialnovarstveni zavodi in varstveno-delovni centri, 1990 - 2005

Old people's homes, special social welfare institutions and centres for protection and training, 1990 - 2005

	Domovi za starejše Old people's homes			Posebni socialnovarstveni zavodi ¹⁾ Special social welfare institutions ¹⁾			Varstveno-delovni centri Centres for protection and training		
	domovi institutions	oskrbovanci skupaj people in care total	delež žensk share of women	zavodi institutions	oskrbovanci skupaj people in care total	delež žensk share of women	centri institutions	oskrbovanci skupaj people in care total	delež žensk share of women
1990	53	11260	67,6	3	1003	52,7
1995	47	10757	71,5	6	1602	49,3	39	1427	46,3
1996	48	11057	72,5	6	1613	49,8	39	1552	45,7
1997	47	11500	71,8	7	1702	49,7	39	1648	46,2
1998	48	11645	72,0	7	1685	49,7	44	1880	46,0
1999	50	11951	72,2	7	1679	49,3	44	1947	45,5
2000	49	11905	72,3	7	1690	49,3	40	1976	45,0
2001	55	12346	72,6	7	1713	49,0	43	2158	45,3
2002	58	13051	72,9	7	1706	49,3	44	2265	44,8
2003	61	13498	73,0	7	1697	49,0	45	2463	44,4
2004	63	13098	74,1	15	2746	52,9	74 ²⁾	2557	44,8
2005	68	13641	74,1	14	2674	52,7	78	2695	44,7

1) V letu 2004 in 2005 smo poleg oskrbovancev sedmih posebnih socialnovarstvenih zavodov popisali še oskrbovance osemih enot za posebne oblike varstva odraslih, ki delujejo kot posebne enote znotraj domov za starejše oz. kot njihove dislocirane enote. Oskrbovance teh osemih enot smo do vključno leta 2003 upoštevali pri domovih za starejše oz. kombiniranih socialnovarstvenih zavodih. Ta sprememba v razvrščanju enot pri popisu je povzročila, da se je povečalo število oskrbovancev in število poročevalskih enot pri posebnih socialnovarstvenih zavodih, zmanjšalo pa število oskrbovancev pri domovih za starejše.

In 2004 and 2005 we included people in care in eight units of old people's homes providing special forms of care for mentally and physically handicapped adults and seven special social welfare institutions. Until 2003 people in care in special units of old people's homes were counted together with people in old people's homes or combined social welfare institutions. This change in classification brought about increase in the number of people in care and reporting units in special social welfare institutions and decrease in the number of people in care in old people's homes.

2) Prikazani so samostojni varstveno-delovni centri, varstveno-delovni centri s koncesijo ter enote varstveno-delovnih centrov v sestavi drugih zavodov.
Independent centres for protection and training, licensed centres for protection and training, and units of centres for protection and training at other institutions.

2. DOMOVI ZA STAREJŠE, SLOVENIJA, 2005

OLD PEOPLE'S HOMES, SLOVENIA, 2005

2.1 Oskrbovanci po spolu in starostnih skupinah

People in care by sex and age groups

	Skupaj Total	Starostne skupine Age groups								
		do 39 let under 39 years	40-49	50-59	60-64	65-69	70-74	75-79	80 +	
Domovi za starejše										Old people's homes
Skupaj	13641	46	134	564	479	858	1520	2527	7513	Total
Moški	3534	16	86	361	257	429	585	686	1114	Men
Ženske	10107	30	48	203	222	429	935	1841	6399	Women

2.2 Oskrbovanci po razlogih, zaradi katerih so bili sprejeti

People in care by reasons for their admission

	Skupaj Total	Starost Age		Neurejene stano- vanjske razmere Unsettled housing conditions	Neurejene družinske razmere Unsettled family conditions	Hujša obolenja Serious illnesses		Drugo Other	
		zdravi healthy	bolni sick			duševna mental	telesna physical		
Domovi za starejše									Old people's homes
Skupaj	13641	1536	7238	564	505	1210	1822	766	Total
Moški	3534	378	1622	256	201	351	501	225	Men
Ženske	10107	1158	5616	308	304	859	1321	541	Women

2.3 Oskrbovanci po kategorijah oskrbe

People in care by categories of care

	Skupaj Total	Oskrbovanci po kategorijah oskrbe ¹⁾ People in care by categories of care ¹⁾			
		I. kategorija 1 st category	II. kategorija 2 nd category	III. kategorija 3 rd category	
Domovi za starejše	13641	4242	2942	6457	Old people's homes

- 1) V I. kategoriji so razmeroma zdravi oskrbovanci; ti ne potrebujejo neposredne osebne pomoči.
1st category includes relatively healthy people in care who do not need direct personal help.
V II. kategoriji so oskrbovanci z zmernimi starostnimi in zdravstvenimi težavami; ti potrebujejo manjši obseg neposredne osebne pomoči.
2nd category includes people in care with moderate age and health problems who, to a certain degree, require direct personal help.
V III. kategoriji so oskrbovanci z najhujšimi starostnimi in zdravstvenimi težavami; ti v celoti potrebujejo neposredno osebno pomoč.
3rd category includes people in care with severe age and health problems who require direct personal help.

2.4 Oskrbovanci po načinu plačevanja oskrbnine

People in care by the mode of payment for care

	Skupaj Total	Način plačevanja oskrbnine Mode of payment for care							
		oskrbovanec sam people in care themselves	svojci v celoti relatives	oskrbovanec, svojci people in care, relatives	oskrbovanec, občina people in care, municipality	svojci, občina relatives, municipality	oskrbovanec, svojci, občina people in care, relatives, municipality		občina v celoti municipality
Domovi za starejše	13641	4673	1485	4320	2334	102	326	401	Old people's homes

2.5 Zdravstveno in negovalno osebje za storitve zdravstvenega varstva

Health care personnel

	Skupaj Total	Zdravstveno in negovalno osebje Health care personnel								
		zdravniki doctors	medicinske sestre hospital nurses	organizatorji/organizatorke zdravstvene nege in vzgoje organisers of health care	fizioterapevti/fizioterapevtke physiotherapists	delovni terapevti/delovne terapevtke work therapists	bolničarji/bolničarke nurses	strelžniki/strelžnice attendants	drugi other	

Domovi za starejše										Old people's homes
Skupaj	3401	2	1223	86	109	101	1435	351	94	Total
Moški	201	1	70	5	13	3	86	18	5	Men
Ženske	3200	1	1153	81	96	98	1349	333	89	Women

2.6 Osebje za storitve socialnega varstva

Social welfare personnel

	Skupaj Total	Osebje socialne in osnovne oskrbe po programih Social welfare personnel by programmes				
		varstvo ²⁾ care ²⁾	posebne oblike varstva ³⁾ special forms of care ³⁾	bivanja in prehrana board and food	uradniki/ uradnice za pisarniško poslovanje in drugi administrative workers and others	

Domovi za starejše						Old people's homes
Vsi	2857	480	101	1837	439	Total
Moški	388	22	3	323	40	Women
Ženske	2469	458	98	1514	399	Men

- 2) Osebje za varstvo so strelžniki/strelžnice.
Care personnel are attendants.
3) Osebje, ki izvajajo posebne oblike varstva so socialni delavci/socialne delavke.
Personnel performing special forms of care are social workers.

3. POSEBNI SOCIALNOVARSTVENI ZAVODI, SLOVENIJA, 2005 SPECIAL SOCIAL WELFARE INSTITUTIONS, SLOVENIA, 2005

3.1 Oskrbovanci po spolu in starostnih skupinah People in care by sex and age groups

	Skupaj Total	Starostne skupine Age groups									Total
		pod 30 let under 30 years	30 - 39	40-49	50-59	60-64	65-69	70-74	75-79	80 +	
Skupaj	2674	36	190	392	554	250	240	238	260	514	Total
Moški	1265	22	127	232	334	135	127	112	99	77	Men
Ženske	1409	14	63	160	220	115	113	126	161	437	Women

3.2 Oskrbovanci po zdravstvenem stanju - po stopnjah telesne ali/in duševne prizadetosti People in care by state of health - levels of handicap

	Skupaj Total	Z motnjami v duševnem razvoju With mental problems							Z motnjami v telesnem razvoju ²⁾ With physical problems ²⁾	Total
		s kronično duševno bolezni chronic mental illness	z demenco dementia	s kroničnimi alkoholnimi organskimi psihozami chronic alcohol- related psychoses	z zmerno motnjo v duševnem razvoju moderate mental problems	z zmerno, težjo ali težko motnjo v duševnem razvoju ob dodatnih razvojnih motnjah moderate, serious and very serious mental problems	s težjo in težko motnjo v duševnem razvoju z dodatnimi motnjami serious mental problems	z vsemi stopnjami motenj ¹⁾ all sorts of problems ¹⁾		
Skupaj	2674	778	504	214	268	84	283	238	305	Total
Moški	1265	396	164	167	126	37	151	118	106	Men
Ženske	1409	382	340	47	142	47	132	120	199	Women

1) Sem sodijo oskrbovanci z vsemi stopnjami motenj v duševnem razvoju v kombinaciji z duševno boleznijo ali druge duševno bolne osebe s hudimi vedenjskimi in osebnostnimi motnjami. The group includes people in care with all sorts of mental problems or other severely behaviourally and personally disturbed persons.

2) Sem sodijo oskrbovanci, ki so slepi in slabovidni, slušno prizadeti, z govornimi in glasovnimi motnjami, s telesnimi motnjami in oskrbovanci z več motnjami ter drugi. The group includes blind and weak-eyed persons, persons with hearing handicap, with speech and voice disturbances, in oskrbovanci z več motnjami ter drugi.

3.3 Oskrbovanci po načinu plačevanja oskrbnine People in care by the mode of payment for care

Skupaj Total	Način plačevanja oskrbnine v zavodu Mode of payment for care in the institution							občina v celoti municipality
	oskrbovanec sam people in care themselves	svojci v celoti relatives	oskrbovanec, svojci people in care, relatives	oskrbovanec, občina people in care, municipality	svojci, občina relatives, municipality	oskrbovanec, svojci, občina people in care, relatives, municipality	90	
2674	383	52	329	1570	6	90	244	

3.4 Zdravstveno in negovalno osebje za storitve zdravstvenega varstva Health care personnel

	Skupaj Total	Zdravstveno in negovalno osebje Health care personnel							Total
		medicinske sestre hospital nurses	fizioterapevti/ fizioterapevtke physio- therapists	delovni terapevti/ delovne terapevtke work therapists	varuhinje/ negovalke guardians	bolničarji/ bolničarke nurses	strežniki/ strežnice attendants	drugi other	
Skupaj	808	360	18	31	3	369	24	3	Total
Moški	86	34	3	1	-	48	-	-	Men
Ženske	722	326	15	30	3	321	24	3	Women

3.5 Osebe za storitve socialnega varstva Social welfare personnel

	Skupaj Total	Osebe socialne in osnovne oskrbe po programih Social welfare personnel by programmes						Uradniki/ uradnice za pisarniško poslovanje in drugi Administrative workers and others	Total
		varstvo in posebne oblike varstva care and special forms of care							
		strežniki/ strežnice attendants	organizatorji/ organizatorke praktičnega pouka organisers of practical lessons	socialni pedagogi/ socialne pedagoginje social pedagogues	socialni delavci/ socialne delavke social workers	psihologi/ psihologinje psychologists	skrb za bivanje in prehrano ¹⁾ Board and food ¹⁾		
Skupaj	658	128	40	5	23	4	335	123	Total
Moški	136	9	17	0	2	0	90	18	Men
Ženske	522	119	23	5	21	4	245	105	Women

1) Med osebe, ki skrbijo za bivanje in prehrano, so všeti receptorji/receptorke (19), kuharji/kuharice, kuhinjski pomočniki/pomočnice, servirci/servirke (156), ekonomski/ekonomske, vozniki/voznice, hišniki/hišnice (56), šiviljci/šivilje, likalci/likalke, pralci/pralke, čistilci/čistilke (102).
Board and food personnel are receptionists (19), cooks, assistant cooks, servers (156), bursars, drivers, caretakers (56), needlewomen, ironers, laundrywomen, cleaning ladies (102).

4. VARSTVENO-DELOVNI CENTRI, SLOVENIJA, 2005 CENTRES FOR PROTECTION AND TRAINING, SLOVENIA, 2005

4.1 Varovanci po spolu in starostnih skupinah Proteges by sex and age groups

	Skupaj Total	Starostne skupine Age groups					Total
		18-25	26-35	36-45	46-55	56 +	
Skupaj	2695	605	1099	610	309	72	Total
Moški	1489	331	629	335	159	35	Men
Ženske	1206	274	470	275	150	37	Women

4.2 Varovanci po stopnjah motenosti Proteges by levels of disturbances

	Skupaj Total	Varovanci Proteges						Total	
		z zmerno motnjo v duševnem razvoju with a moderate mental problem	z zmerno motnjo v duševnem razvoju in dodatno moteni v gibanju with moderate mental problems, with additional physical handicaps	s težjo motnjo v duševnem razvoju in blažimi dodatnimi motnjami with severe mental problems, with additional minor handicaps	z lažjo motnjo v duševnem razvoju in z dodatnimi motnjami with minor mental problems, with additional handicaps	z lažjo motnjo v duševnem razvoju ⁶⁾ with minor mental problems ⁶⁾	s telesno motnjo with a physical problem		s poškodbo glave with a head injury
Skupaj	2695	1676	365	293	161	85	35	80	Total
Moški	1489	918	192	150	93	48	23	65	Men
Ženske	1206	758	173	143	68	37	12	15	Women

1) To so osebe, ki se po neuspešno končanem programu profesionalne rehabilitacije ne morejo zaposliti, ali osebe, ki jim je po končanem izobraževanju treba nuditi posebne oblike priprav na zaposlitev.
The group includes persons who, after they successfully finished vocational rehabilitation programme, cannot find employment under normal conditions or persons who, after they finished their education, require special forms of preparation for employment.

4.3 Varovanci po bivalnem okolju

Proteges by residence

	Skupaj Total	Bivanje Residence									Total
		doma s starši at home with parents	s sorodniki oz. z zakonitimi zastopniki with relatives or legal guardians	v drugi družini in another family	v zasebnem varstvu in private care	v domu za starejše oz. v posebnem socialno- varstvenem zavodu in an old people's home or in a special social welfare institution	v stanovanjski skupini in a dwelling community			samostojno, z občasno pomočjo independ- ently, with occasional protection	
							v zavodu in an institution	dislocirani enoti zavoda in a branch unit of the institution	samostojno independ- ently		
Skupaj	2695	1760	121	46	4	114	318	243	34	55	Total
Moški	1489	978	80	23	1	55	180	130	19	23	Men
Ženske	1206	782	41	23	3	59	138	113	15	32	Women

4.4 Varovanci po oblikah varstva v varstveno-delovnih centrih

Proteges by form of care in centres for protection and training

	Skupaj Total	V dnevnem varstvu In day care	Stalno varstvo z nastanitvijo in oskrbo Permanent protection with board and care	Občasno varstvo z nastanitvijo in oskrbo Occasional protection with board and care	Mobilna pomoč na domu Mobile help at home	Total
Skupaj	2695	2030	654	4	7	Total

4.5 Zaposleni delavci

Persons in paid employment

	Skupaj Total	Total
Skupaj	881	Total
za storitve socialnega varstva	731	for social welfare services
za storitve zdravstvenega varstva	55	for health care services
za storitve, ki jih plačujejo zavodi za zaposlovanje	95	for services paid for by employment offices

METODOLOŠKA POJASNILA

Namen statističnih raziskovanj

Namen statističnih raziskovanj, s katerimi spremljamo javne socialnovarstvene zavode, je zbrati osnovne podatke o oskrbovancih, ki živijo v teh ustanovah: o številu oskrbovancev, starosti in zdravstvenem stanju le-teh, o virih njihovih dohodkov, o razlogih, zaradi katerih so bili sprejeti v ustanovo, o načinu plačevanja oskrbnine in še nekatere druge podatke. Zavodi pa sporočajo tudi podatke o svojih zmogljivostih in o zaposlenem osebju.

Enote opazovanja

Zajeti so domovi za starejše, posebni socialnovarstveni zavodi ter varstveno-delovni centri.

Od leta 2003 in dalje so v prikazanih podatkih poleg domov za starejše zajeti tudi kombinirani socialnovarstveni zavodi. Slednje ustanove so prav tako domovi za starejše in nimajo posebnega statusa.

V podatkih za leto 2005 so zajeti oskrbovanci šestih (samostojnih) posebnih socialnovarstvenih zavodov in še podatki o oskrbovancih

METHODOLOGICAL EXPLANATIONS

Purpose of the statistical survey

The purpose of statistical surveys on public social welfare institutions is to collect basic data on people in care living in these institutions; i.e. on their number, age and health, on sources of their income, on reasons for their admission, on the mode of payment for care and some other data. Institutions also report on their capacity and personnel.

Observation units

Covered are old people's homes, special social welfare institutions, and centres for protection and training.

Since 2003 we present data on old people's homes together with the data for combined social welfare institutions. The latter are actually old people's homes but do not have a special status.

Data for 2005 cover people in care in six (independent) special social welfare institutions and people in care in eight units of old people's homes



osmih dislociranih enot domov za starejše oz. tistih njihovih enot znotraj domov, ki opravljajo posebne oblike varstva odraslih (duševno in telesno prizadetih oseb).

Vir podatkov

Podatke nam posredujejo domovi za starejše, posebni socialnovarstveni zavodi ter varstveno-delovni centri, in sicer iz svojih evidenc.

Zajetje

Zajetje je popolno.

Definicije in pojasnila

Domovi za starejše opravljajo institucionalno varstvo starejših in s tem nadomeščajo ali dopolnjujejo funkcije doma ali lastne družine (organizirana prehrana in varstvo ter zdravstveno varstvo).

Posebni socialnovarstveni zavodi opravljajo posebne oblike institucionalnega varstva za odrasle duševno in telesno prizadete osebe.

Varstveno-delovni centri opravljajo naloge vodenja in varstva ter vodijo organizirano zaposlitev v posebnih razmerah za duševno in telesno prizadete odrasle osebe.

Objavljanje

Letno:

- Statistični letopis Republike Slovenije
- Statistične informacije. Socialna zaščita. Javni socialnovarstveni zavodi
- Slovenija v številkah

KOMENTAR

V letu 2005 je bilo v Sloveniji 68 domov za starejše, 6 posebnih socialnovarstvenih zavodov, 8 enot za posebne oblike varstva odraslih, znotraj domov za starejše oz. njihovih dislociranih enot, 34 samostojnih varstveno-delovnih centrov, 23 enot varstveno-delovnih centrov v sestavi drugih zavodov ter 21 varstveno-delovnih centrov s koncesijo.

V domovih za starejše je bivalo 13 641 oskrbovancev, med njimi 74,1 % žensk. Večinoma so bili stari 80 let ali več (55,1 %) in so bili v dom najpogosteje sprejeti zaradi starosti; takih je bilo 64,3 %, med temi pa je bilo 82,5 % tudi bolnih, saj starost pogosto spremlja še bolezen. Drugi najpogostejši razlog za sprejem v dom so bila hujša telesna in duševna obolenja (22,2 %).

providing special forms of care for mentally and physically handicapped adults.

Data source

Data are transmitted by old people's homes, special social welfare institutions, and centres for protection and training.

Coverage

The coverage is complete.

Definitions and explanations

Old people's homes provide institutional care for the aged, with which they substitute or supplement the functions of a home or one's own family (organised nutrition and care, and health care).

Special social welfare institutions provide special forms of institutional care for mentally and physically handicapped adults.

Centres for protection and training provide special training and care for as well as employment of mentally and physically handicapped adults.

Publishing

Annual:

- Statistical Yearbook of the Republic of Slovenia
- Rapid Reports. Social Protection. Public Social Welfare Institutions
- Slovenia in Figures

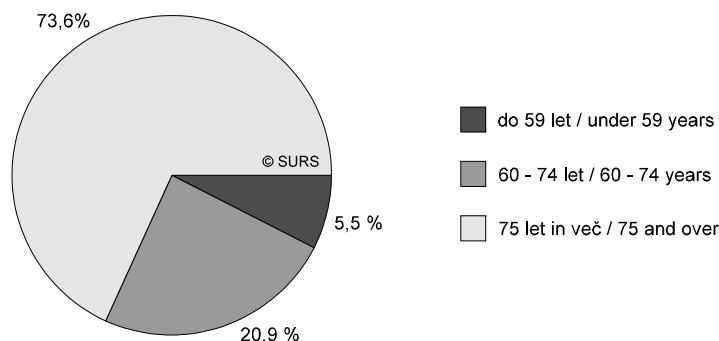
COMMENT

In 2005 there were 68 old people's homes, 6 special social welfare institutions, 8 units for special forms of care for adults within old people's homes, 34 independent centres for protection and training, 23 units of such centres within other institutions and 21 licensed centres for protection and training.

There were 13,641 people in care in old people's homes, of those 74.1% women. Most of them were over 80 years old (55.1%). The most frequent reason for admission was old age (64.3%); but since old age is often associated with illness, 82.5% of them were also sick. The second most important reason for admission was a major mental and physical illness (22.2%).

Slika 2: Oskrbovanci domov za starejše po starostnih skupinah, Slovenija, 2005

Chart 2: People in care in old people's homes by age group, Slovenia, 2005



Med vsemi oskrbovanci je bilo le 31,1 % razmeroma zdravih, takih, ki ne potrebujejo neposredne osebne pomoči. Zmerne starostne in zdravstvene težave je imelo 21,6 % oskrbovancev, hude starostne in zdravstvene težave pa 47,3 % oskrbovancev; ti so v celoti potrebovali neposredno osebno pomoč.

Zaposleni v teh domovih so financirani iz dveh virov: zdravstveni in negovalni program plačuje zdravstvo, socialno in osnovno oskrbo pa socialno varstvo.

Vseh zaposlenih v teh domovih je bilo skupaj 6 258 (med njimi 90,6 % žensk), in sicer za storitve zdravstvenega varstva 54,3 %, za storitve socialnega varstva pa 45,7 %. Povprečno razmerje med številom oskrbovancev in zaposlenih je bilo 2,2 oskrbovanca na zaposlenega.

V povprečju je bilo v enem domu v oskrbi 200 oskrbovancev.

Only 31.1% of people in care were healthy, 21.6% of people in care had moderate age and health problems and 47.3% of people in care had serious age and health problems and needed direct personal help.

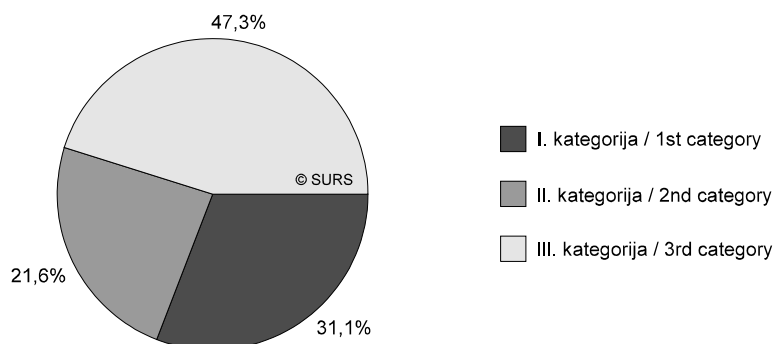
Persons in paid employment in old people's homes are financed from two sources. Health and care programmes are financed by the health care, while social and basic care is financed by the social welfare.

There were 6,258 persons in paid employment in old people's homes (of those 90.6% women), namely 54.3% for health care services and 45.7% for social welfare services. On average there were 2.2 people in care per one person in paid employment in old people's homes.

On average an old people's home took care of 200 persons.

Slika 3: Oskrbovanci domov za starejše po kategorijah, Slovenija, 2005

Chart 3: People in care in old people's homes by category of care, Slovenia, 2005



V prikazu podatkov za leto 2004 in 2005 smo k oskrbovancem posebnih socialnovarstvenih zavodov za odrasle duševno in telesno prizadete osebe začeli šteti še oskrbovance za posebne oblike varstva odraslih duševno in telesno prizadetih oseb, ki delujejo kot posebne enote znotraj domov za starejše ali kot njihove dislocirane enote. Zaradi te spremembe se je število takih oskrbovancev v letu 2004 in v letu 2005 povečalo.

V letu 2005 je bivalo v teh ustanovah 2 674 oskrbovancev, od tega malo več kot polovico žensk.

Po stanju 31. 12. 2005 je bilo v Sloveniji 34 samostojnih varstveno-delovnih centrov in 23 enot varstveno-delovnih centrov v sestavi drugih zavodov ter 21 varstveno-delovnih centrov s koncesijo.

V omenjene varstveno-delovne centre oz. enote je bilo vključenih 2 695 varovancev (za 5,4 % več kot leto prej), med njimi je bilo nekoliko manj kot polovico žensk. Večinoma so bili stari do 45 let (85,9 %). Vsi varovanci so bili moteni, nekateri v duševnem, drugi telesnem razvoju, nekatere pa sta spremljali obe motnji. Največ jih je imelo zmerno motnjo v duševnem razvoju (62,2 %). V dnevnem varstvu sta bili več kot dve tretjini varovancev.

Te osebe stanujejo večinoma doma s starši (65,3 %) in ti jih v varstvo vozijo.

V obravnavanih centrih je bilo zaposlenih 881 delavcev, največ v programu, ki ga plačuje socialno varstvo, in sicer 83,0 %.

Data for 2004 and 2005 cover people in care for special forms of care for mentally and physically handicapped adults within old people's homes together with people in care in special social welfare institutions for mentally and physically handicapped adults. Because of this change the number of these people in care increased in 2004 and 2005.

In 2005, these institutions were taking care of 2,674 people, just over a half of them were women.

As of 31 December 2005, there were 34 independent centres for protection and training, 23 units of these centres in other institutions and 21 licensed centres for protection and training.

These centres took care of 2,695 protégés (5.4% more than in 2004). Slightly less than a half of them were women. Most protégés were under 45 years old (85.9%). All protégés are disturbed. Some have mental problems, some have physical problems and some have both. Most of them had moderate mental problems (62.2%). More than two thirds of protégés were in day care.

Protégés mostly live at home with parents (65.3%) and are being driven to centres for protection and training.

There were 881 persons in paid employment in centres for protection and training; most of them in the programme paid for by the social welfare (83.0%).

Sestavila / Prepared by: Zofija Savec

Izdaja, založba in tisk Statistični urad Republike Slovenije, Ljubljana, Vožarski pot 12 - **Uporaba in objava podatkov dovoljena le z navedbo vira** - Odgovarja generalna direktorica mag. Irena Križman - Urednica zbirke Statistične informacije Marina Urbas - Urednica podzbirke Tatjana Škrbec - Slovensko besedilo jezikovno uredila Ivanka Zobec - Angleško besedilo jezikovno uredil Boris Panič - Naklada 80 izvodov - ISSN zbirke Statistične informacije 1408-192X - ISSN podzbirke Socialna zaščita 1580-1799 - Informacije daje Informacijsko središče, tel.: (01) 241 51 04 - El. pošta: info.stat@gov.si - http://www.stat.si.

Edited, published and printed by the Statistical Office of the Republic of Slovenia, Ljubljana, Vožarski pot 12 - **These data can be used provided the source is acknowledged** - Director-General Irena Križman - Rapid Reports editor Marina Urbas - Subject-matter editor Tatjana Škrbec - Slovene language editor Ivanka Zobec - English language editor Boris Panič - Total print run 80 copies - ISSN of Rapid Reports 1408-192X - ISSN of subcollection Social security 1580-1799 - Information is given by the Information Centre of the Statistical Office of the Republic of Slovenia, tel.: +386 1 241 51 04 - E-mail: info.stat@gov.si - http://www.stat.si.