



AKTIVNO PREBIVALSTVO (PO ANKETI O DELOVNI SILI), SLOVENIJA, 3. ČETRTLETJE 2006

LABOUR FORCE SURVEY RESULTS, SLOVENIA, 3<sup>RD</sup> QUARTER 2006

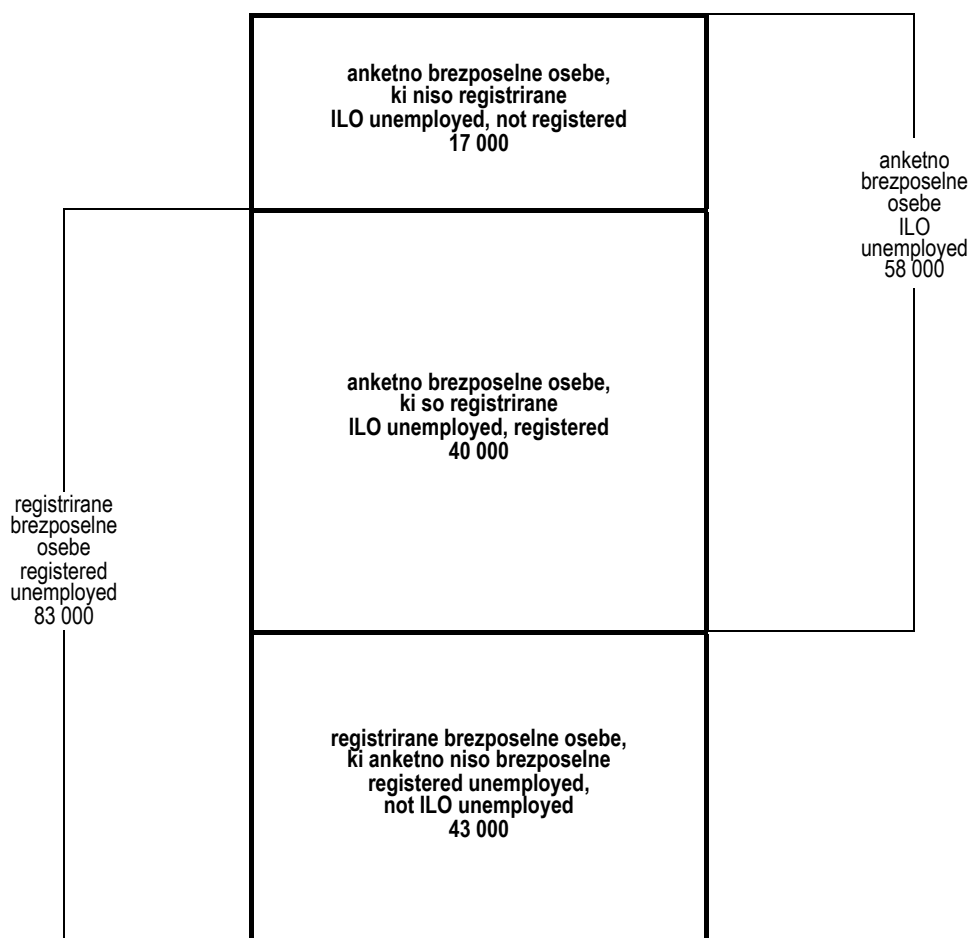
- ▶ V četrletju od julija do septembra 2006 je bilo v Sloveniji 1031 tisoč aktivnih in 696 tisoč neaktivnih prebivalcev. Med aktivnimi prebivalci je bilo 974 tisoč delovno aktivnih in 58 tisoč brezposelnih oseb. Med delovno aktivnimi prebivalci je bilo 51 tisoč pomagajočih družinskih članov. Stopnja brezposelnosti je znašala 5,6 % (4,6 % za moške in 6,7 % za ženske).
- ▶ In the period from July to September 2006 the labour force in Slovenia numbered 1,031,000 persons and there were 696,000 inactive persons. Among the labour force there were 974,000 persons in employment and 58,000 unemployed persons. Among persons in employment there were 51,000 unpaid family workers. The unemployment rate was 5.6% (4.6% for men and 6.7% for women).
- ▶ V prejšnjem četrletju (od aprila do junija 2006) je bilo 61 tisoč brezposelnih oseb, stopnja brezposelnosti pa je znašala 5,9 % (5,1 % za moške in 6,8 % za ženske). Delovno aktivnih prebivalcev je bilo takrat 969 tisoč (med njimi 49 tisoč pomagajočih družinskih članov), neaktivnih pa 690 tisoč.
- ▶ In the previous quarter (from April to June 2006) there were 61,000 unemployed persons and the unemployment rate was 5.9% (5.1% for men and 6.8% for women). At that time there were 969,000 persons in employment (of that 49,000 unpaid family workers) and 690,000 inactive persons.
- ▶ V enakem obdobju leta 2005 je bilo 962 tisoč delovno aktivnih in 65 tisoč brezposelnih oseb. Stopnja brezposelnosti je znašala 6,3 % (6,1 % za moške in 6,6 % za ženske), neaktivnih prebivalcev pa je bilo 689 tisoč.
- ▶ In the same quarter in 2005 there were 962,000 persons in employment and 65,000 unemployed persons. The unemployment rate was 6.3% (6.1% for men and 6.6% for women), while 689,000 persons were inactive.

Slika 1: Aktivnost prebivalstva po spolu in starostnih skupinah, Slovenija, 3. četrletje 2006

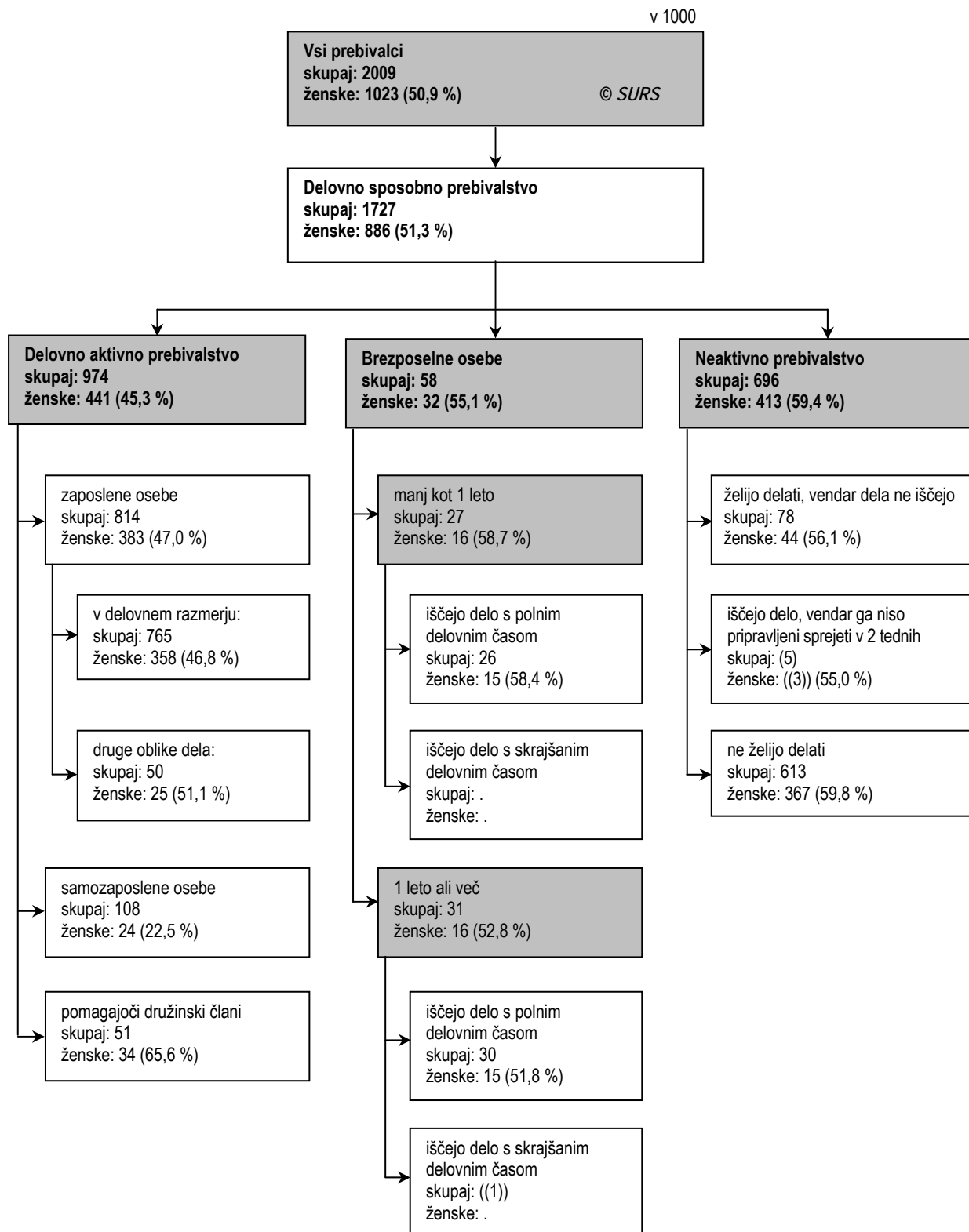
Chart 1: Activity by sex and age groups, Slovenia, 3<sup>rd</sup> quarter 2006



Slika 2: Primerjava števila brezposelnih oseb med registrskimi in anketnimi podatki, Slovenija, 3. četrletje 2006  
Chart 2: Comparison between registered and ILO unemployment, Slovenia, 3<sup>rd</sup> quarter 2006



Slika 3: Prebivalstvo po aktivnosti, Slovenija, 3. četrletje 2006

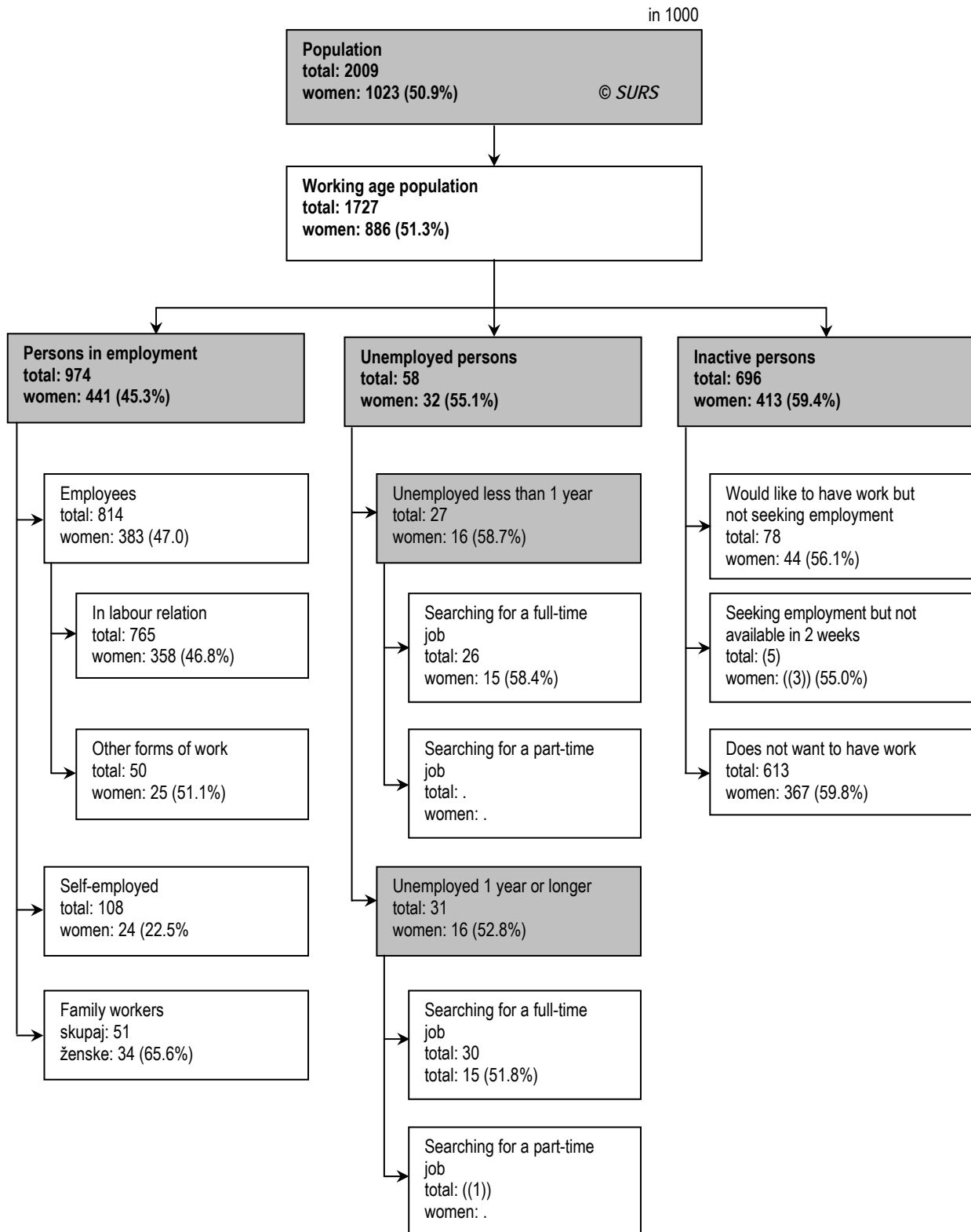


(%) pomeni delež žensk v posamezni kategoriji.

( ) manj natančna ocena (10<=CV<20)

(( )) nenatančna ocena (20<=CV<30)

. zelo nenatančna ocena, vendar različna od nič (CV>=30)

Chart 3: Population by activity, Slovenia, 3<sup>rd</sup> quarter 2006

(%) means share of women in a particular category.

( ) less accurate estimation (10<=CV<20)

(( )) inaccurate estimation (20<=CV<30)

. not zero but extremely inaccurate estimation (CV>=30)

**1. Osnovne značilnosti prebivalstva po aktivnosti, po spolu, Slovenija, 2005-2006**  
Principal characteristics of the population by activity and sex, Slovenia, 2005-2006

|  | 2005/3 | 2005/4 | 2006/1 | 2006/2 | 2006/3 |  |
|--|--------|--------|--------|--------|--------|--|
| <b>Skupaj / Total</b>                    |        |        |        |        |        |  |
| <b>1000</b>                              |        |        |        |        |        |  |
| Prebivalstvo, skupaj                     | 2001   | 2001   | 2003   | 2003   | 2009   | Total population                                 |
| Aktivno prebivalstvo                     | 1027   | 1028   | 1016   | 1030   | 1031   | Labour force                                     |
| Delovno aktivno prebivalstvo, skupaj     | 962    | 953    | 946    | 969    | 974    | Persons in employment                            |
| - s skrajšanim delovnim časom            | 84     | 92     | 88     | 98     | 91     | - working part time                              |
| Brezposelne osebe, skupaj                | 65     | 74     | 70     | 61     | 58     | Unemployed persons                               |
| - registrirane na zavodu za zaposlovanje | 51     | 60     | 58     | 47     | 47     | - registered at employment exchange              |
| - iščejo prvo delo                       | 20     | 22     | 23     | 18     | 17     | - seeking first job                              |
| Neaktivno prebivalstvo                   | 689    | 689    | 704    | 690    | 696    | Inactive persons                                 |
| Delovno sposobno prebivalstvo            | 1716   | 1716   | 1720   | 1720   | 1727   | Working age population                           |
| Osebe, stare pod 15 let                  | 285    | 285    | 283    | 283    | 281    | Persons less than 15 years                       |
| <b>%</b>                                 |        |        |        |        |        |  |
| Stopnja aktivnosti                       | 59,8   | 59,9   | 59,1   | 59,9   | 59,7   | Activity rate                                    |
| Stopnja delovne aktivnosti               | 56,1   | 55,6   | 55,0   | 56,4   | 56,4   | Employment / population ratio                    |
| Stopnja brezposelnosti                   | 6,3    | 7,2    | 6,9    | 5,9    | 5,6    | Unemployment rate                                |
| Delež prebivalcev, starih pod 15 let     | 14,2   | 14,2   | 14,1   | 14,1   | 14,0   | Share of population under 15 in total population |
| <b>Moški / Men</b>                       |        |        |        |        |        |  |
| <b>1000</b>                              |        |        |        |        |        |  |
| Prebivalstvo, skupaj                     | 980    | 980    | 981    | 981    | 986    | Total population                                 |
| Aktivno prebivalstvo                     | 556    | 556    | 547    | 549    | 558    | Labour force                                     |
| Delovno aktivno prebivalstvo, skupaj     | 521    | 519    | 517    | 521    | 533    | Persons in employment                            |
| - s skrajšanim delovnim časom            | 38     | 37     | 36     | 43     | 40     | - working part time                              |
| Brezposelne osebe, skupaj                | 34     | 37     | 30     | 28     | 26     | Unemployed persons                               |
| - registrirane na zavodu za zaposlovanje | 25     | 30     | 23     | 19     | 20     | - registered at employment exchange              |
| - iščejo prvo delo                       | 11     | 11     | (9)    | (8)    | (7)    | - seeking first job                              |
| Neaktivno prebivalstvo                   | 278    | 278    | 289    | 286    | 283    | Inactive persons                                 |
| Delovno sposobno prebivalstvo            | 834    | 834    | 836    | 836    | 841    | Working age population                           |
| Osebe, stare pod 15 let                  | 146    | 146    | 146    | 146    | 145    | Persons less than 15 years                       |
| <b>%</b>                                 |        |        |        |        |        |  |
| Stopnja aktivnosti                       | 66,6   | 66,6   | 65,4   | 65,7   | 66,4   | Activity rate                                    |
| Stopnja delovne aktivnosti               | 62,5   | 62,2   | 61,8   | 62,4   | 63,3   | Employment / population ratio                    |
| Stopnja brezposelnosti                   | 6,1    | 6,6    | 5,5    | 5,1    | 4,6    | Unemployment rate                                |
| Delež prebivalcev, starih pod 15 let     | 14,9   | 14,9   | 14,8   | 14,8   | 14,7   | Share of population under 15 in total population |
| <b>Ženske / Women</b>                    |        |        |        |        |        |  |
| <b>1000</b>                              |        |        |        |        |        |  |
| Prebivalstvo, skupaj                     | 1021   | 1021   | 1022   | 1022   | 1023   | Total population                                 |
| Aktivno prebivalstvo                     | 472    | 472    | 470    | 481    | 473    | Labour force                                     |
| Delovno aktivno prebivalstvo, skupaj     | 441    | 435    | 429    | 448    | 441    | Persons in employment                            |
| - s skrajšanim delovnim časom            | 47     | 54     | 51     | 55     | 51     | - working part time                              |
| Brezposelne osebe, skupaj                | 31     | 37     | 40     | 33     | 32     | Unemployed persons                               |
| - registrirane na zavodu za zaposlovanje | 26     | 30     | 35     | 27     | 27     | - registered at employment exchange              |
| - iščejo prvo delo                       | (9)    | 11     | 14     | (10)   | (10)   | - seeking first job                              |
| Neaktivno prebivalstvo                   | 411    | 411    | 415    | 404    | 413    | Inactive persons                                 |
| Delovno sposobno prebivalstvo            | 883    | 883    | 884    | 884    | 886    | Working age population                           |
| Osebe, stare pod 15 let                  | 138    | 138    | 138    | 138    | 137    | Persons less than 15 years                       |
| <b>%</b>                                 |        |        |        |        |        |  |
| Stopnja aktivnosti                       | 53,4   | 53,5   | 53,1   | 54,4   | 53,4   | Activity rate                                    |
| Stopnja delovne aktivnosti               | 49,9   | 49,3   | 48,5   | 50,7   | 49,8   | Employment / population ratio                    |
| Stopnja brezposelnosti                   | 6,6    | 7,9    | 8,6    | 6,8    | 6,7    | Unemployment rate                                |
| Delež prebivalcev, starih pod 15 let     | 13,6   | 13,6   | 13,5   | 13,5   | 13,4   | Share of population under 15 in total population |

( ) manj natančna ocena (10<=CV<20) / less accurate estimation (10<=CV<20)



## 2. Delovno sposobno prebivalstvo po aktivnosti in starostnih skupinah, po spolu, Slovenija, 2005-2006

Working age population by activity, age groups and sex, Slovenia, 2005-2006

1000

|                       | Aktivno prebivalstvo<br>Labour force |             |             |             |             | Delovno aktivno prebivalstvo<br>Persons in employment |            |            |            |            |                   |
|-----------------------|--------------------------------------|-------------|-------------|-------------|-------------|---|------------|------------|------------|------------|-------------------|
|                       | 2005/3                               | 2005/4      | 2006/1      | 2006/2      | 2006/3      | 2005/3  | 2005/4     | 2006/1     | 2006/2     | 2006/3     |                   |
| <b>Skupaj / Total</b> |                                      |             |             |             |             |   |            |            |            |            |                   |
| <b>Skupaj</b>         | <b>1027</b>                          | <b>1028</b> | <b>1016</b> | <b>1030</b> | <b>1031</b> | <b>962</b>  | <b>953</b> | <b>946</b> | <b>969</b> | <b>974</b> | <b>Total</b>      |
| 15-24 let             | 117                                  | 110         | 102         | 108         | 115         | 99  | 91         | 83         | 92         | 102        | 15-24 years       |
| 25-49                 | 694                                  | 702         | 700         | 697         | 690         | 655   | 657        | 655        | 660        | 652        | 25-49             |
| 50-64                 | 189                                  | 189         | 192         | 198         | 201         | 181   | 179        | 185        | 191        | 194        | 50-64             |
| 65 let in več         | 27                                   | 26          | 23          | 26          | 25          | 27  | 26         | 23         | 26         | 25         | 65 years and over |
| 15-64                 | 1000                                 | 1001        | 994         | 1004        | 1006        | 935   | 927        | 923        | 943        | 948        | 15-64             |
| 55-64                 | 75                                   | 73          | 75          | 80          | 79          | 71  | 70         | 73         | 78         | 77         | 55-64             |
| <b>Moški / Men</b>    |                                      |             |             |             |             |   |            |            |            |            |                   |
| <b>Skupaj</b>         | <b>556</b>                           | <b>556</b>  | <b>547</b>  | <b>549</b>  | <b>558</b>  | <b>521</b>  | <b>519</b> | <b>517</b> | <b>521</b> | <b>533</b> | <b>Total</b>      |
| 15-24 let             | 66                                   | 61          | 57          | 62          | 68          | 56  | 50         | 49         | 53         | 62         | 15-24 years       |
| 25-49                 | 360                                  | 367         | 361         | 358         | 358         | 342   | 347        | 342        | 342        | 343        | 25-49             |
| 50-64                 | 114                                  | 114         | 116         | 115         | 117         | 108   | 107        | 112        | 111        | 113        | 50-64             |
| 65 let in več         | 15                                   | 14          | 13          | 15          | 15          | 15  | 14         | 13         | 15         | 15         | 65 years and over |
| 15-64                 | 540                                  | 541         | 533         | 535         | 544         | 506   | 504        | 503        | 507        | 518        | 15-64             |
| 55-64                 | 53                                   | 51          | 52          | 54          | 51          | 50  | 48         | 50         | 53         | 50         | 55-64             |
| <b>Ženske / Women</b> |                                      |             |             |             |             |   |            |            |            |            |                   |
| <b>Skupaj</b>         | <b>472</b>                           | <b>472</b>  | <b>470</b>  | <b>481</b>  | <b>473</b>  | <b>441</b>  | <b>435</b> | <b>429</b> | <b>448</b> | <b>441</b> | <b>Total</b>      |
| 15-24 let             | 51                                   | 50          | 45          | 47          | 47          | 43  | 40         | 34         | 39         | 40         | 15-24 years       |
| 25-49                 | 334                                  | 335         | 339         | 340         | 331         | 313   | 310        | 313        | 318        | 309        | 25-49             |
| 50-64                 | 75                                   | 75          | 76          | 83          | 84          | 72  | 72         | 72         | 79         | 81         | 50-64             |
| 65 let in več         | 12                                   | 12          | (10)        | 11          | 11          | 12  | 12         | (10)       | 11         | 11         | 65 years and over |
| 15-64                 | 460                                  | 460         | 460         | 469         | 462         | 429   | 423        | 420        | 437        | 430        | 15-64             |
| 55-64                 | 22                                   | 22          | 23          | 26          | 27          | 21  | 22         | 22         | 25         | 27         | 55-64             |

## Struktura (%) / Structure (%)

| <b>Skupaj / Total</b> |              |              |              |              |              |              |              |              |              |              |                   |
|-----------------------|--------------|--------------|--------------|--------------|--------------|--------------|--------------|--------------|--------------|--------------|-------------------|
|                       | 2005/3       | 2005/4       | 2006/1       | 2006/2       | 2006/3       | 2005/3       | 2005/4       | 2006/1       | 2006/2       | 2006/3       | Total             |
| <b>Skupaj</b>         | <b>100,0</b> | <b>100,0</b> | <b>100,0</b> | <b>100,0</b> | <b>100,0</b> | <b>100,0</b> | <b>100,0</b> | <b>100,0</b> | <b>100,0</b> | <b>100,0</b> | <b>Total</b>      |
| 15-24 let             | 11,4         | 10,7         | 10,0         | 10,5         | 11,2         | 10,3         | 9,5          | 8,8          | 9,5          | 10,5         | 15-24 years       |
| 25-49                 | 67,6         | 68,4         | 68,9         | 67,7         | 66,9         | 68,1         | 68,9         | 69,3         | 68,1         | 67,0         | 25-49             |
| 50-64                 | 18,4         | 18,4         | 18,9         | 19,3         | 19,5         | 18,8         | 18,8         | 19,5         | 19,7         | 19,9         | 50-64             |
| 65 let in več         | 2,6          | 2,6          | 2,2          | 2,5          | 2,5          | 2,8          | 2,8          | 2,4          | 2,7          | 2,6          | 65 years and over |
| 15-64                 | 97,4         | 97,4         | 97,8         | 97,5         | 97,5         | 97,2         | 97,2         | 97,6         | 97,3         | 97,4         | 15-64             |
| 55-64                 | 7,3          | 7,1          | 7,4          | 7,8          | 7,6          | 7,4          | 7,3          | 7,7          | 8,0          | 7,9          | 55-64             |
| <b>Moški / Men</b>    |              |              |              |              |              |              |              |              |              |              |                   |
| <b>Skupaj</b>         | <b>100,0</b> | <b>100,0</b> | <b>100,0</b> | <b>100,0</b> | <b>100,0</b> | <b>100,0</b> | <b>100,0</b> | <b>100,0</b> | <b>100,0</b> | <b>100,0</b> | <b>Total</b>      |
| 15-24 let             | 11,9         | 10,9         | 10,4         | 11,2         | 12,2         | 10,7         | 9,7          | 9,5          | 10,2         | 11,7         | 15-24 years       |
| 25-49                 | 64,9         | 66,1         | 66,0         | 65,2         | 64,2         | 65,6         | 66,9         | 66,2         | 65,6         | 64,3         | 25-49             |
| 50-64                 | 20,5         | 20,4         | 21,2         | 21,0         | 21,0         | 20,8         | 20,7         | 21,7         | 21,4         | 21,2         | 50-64             |
| 65 let in več         | 2,7          | 2,6          | 2,4          | 2,7          | 2,6          | 2,9          | 2,7          | 2,6          | 2,8          | 2,7          | 65 years and over |
| 15-64                 | 97,3         | 97,4         | 97,6         | 97,3         | 97,4         | 97,1         | 97,3         | 97,4         | 97,2         | 97,3         | 15-64             |
| 55-64                 | 9,5          | 9,1          | 9,5          | 9,8          | 9,2          | 9,6          | 9,3          | 9,7          | 10,1         | 9,5          | 55-64             |
| <b>Ženske / Women</b> |              |              |              |              |              |              |              |              |              |              |                   |
| <b>Skupaj</b>         | <b>100,0</b> | <b>100,0</b> | <b>100,0</b> | <b>100,0</b> | <b>100,0</b> | <b>100,0</b> | <b>100,0</b> | <b>100,0</b> | <b>100,0</b> | <b>100,0</b> | <b>Total</b>      |
| 15-24 let             | 10,9         | 10,5         | 9,6          | 9,7          | 9,9          | 9,8          | 9,3          | 8,0          | 8,7          | 9,0          | 15-24 years       |
| 25-49                 | 70,7         | 71,0         | 72,2         | 70,6         | 70,1         | 71,1         | 71,3         | 73,0         | 71,0         | 70,2         | 25-49             |
| 50-64                 | 15,9         | 15,9         | 16,2         | 17,3         | 17,7         | 16,5         | 16,6         | 16,8         | 17,7         | 18,4         | 50-64             |
| 65 let in več         | 2,4          | 2,6          | (2,0)        | 2,4          | 2,3          | 2,6          | 2,8          | (2,2)        | 2,5          | 2,4          | 65 years and over |
| 15-64                 | 97,6         | 97,4         | 98,0         | 97,6         | 97,7         | 97,4         | 97,2         | 97,8         | 97,5         | 97,6         | 15-64             |
| 55-64                 | 4,7          | 4,7          | 4,9          | 5,4          | 5,7          | 4,8          | 5,0          | 5,2          | 5,6          | 6,0          | 55-64             |

( ) manj natančna ocena (10&lt;=CV&lt;20) / less accurate estimation (10&lt;=CV&lt;20)



**2. Delovno sposobno prebivalstvo po aktivnosti in starostnih skupinah, po spolu, Slovenija, 2005-2006 (nadaljevanje)**  
Working age population by activity, age groups and sex, Slovenia, 2005-2006 (continued)

|                       | Brezposelne osebe<br>Unemployed persons |           |           |           |           | Neaktivno prebivalstvo<br>Inactive persons |            |            |            |            |                   |
|-----------------------|---|-----------|-----------|-----------|-----------|--|------------|------------|------------|------------|-------------------|
|                       | 2005/3                                  | 2005/4    | 2006/1    | 2006/2    | 2006/3    | 2005/3                                     | 2005/4     | 2006/1     | 2006/2     | 2006/3     |                   |
| <b>Skupaj / Total</b> |   |           |           |           |           |  |            |            |            |            |                   |
| <b>Skupaj</b>         | <b>65</b>                               | <b>74</b> | <b>70</b> | <b>61</b> | <b>58</b> | <b>689</b>                                 | <b>689</b> | <b>704</b> | <b>690</b> | <b>696</b> | <b>Total</b>      |
| 15-24 let             | 18                                      | 19        | 18        | 16        | 13        | 148  | 157        | 159        | 154        | 146        | 15-24 years       |
| 25-49                 | 39                                      | 45        | 45        | 37        | 38        | 66   | 58         | 62         | 63         | 69         | 25-49             |
| 50-64                 | (8)                                     | (9)       | (7)       | (8)       | (7)       | 190  | 187        | 187        | 185        | 190        | 50-64             |
| 65 let in več         | .                                       | .         | .         | .         | .         | 286  | 286        | 297        | 289        | 290        | 65 years and over |
| 15-64                 | 65                                      | 74        | 70        | 61        | 58        | 403  | 403        | 407        | 401        | 405        | 15-64             |
| 55-64                 | (4)                                     | ((3))     | ((2))     | ((2))     | ((1))     | 149  | 149        | 150        | 152        | 157        | 55-64             |
| <b>Moški / Men</b>    |   |           |           |           |           |  |            |            |            |            |                   |
| <b>Skupaj</b>         | <b>34</b>                               | <b>37</b> | <b>30</b> | <b>28</b> | <b>26</b> | <b>278</b>                                 | <b>278</b> | <b>289</b> | <b>286</b> | <b>283</b> | <b>Total</b>      |
| 15-24 let             | (10)                                    | (10)      | (7)       | (8)       | (6)       | 72   | 76         | 79         | 77         | 70         | 15-24 years       |
| 25-49                 | 18                                      | 20        | 19        | 16        | 16        | 26   | 22         | 26         | 27         | 27         | 25-49             |
| 50-64                 | (6)                                     | (6)       | (4)       | (4)       | (4)       | 75   | 74         | 74         | 77         | 78         | 50-64             |
| 65 let in več         | .                                       | .         | .         | .         | .         | 105  | 105        | 109        | 106        | 108        | 65 years and over |
| 15-64                 | 34                                      | 37        | 30        | 28        | 26        | 173  | 173        | 180        | 180        | 175        | 15-64             |
| 55-64                 | ((3))                                   | ((3))     | ((2))     | ((1))     | .         | 59   | 59         | 59         | 63         | 64         | 55-64             |
| <b>Ženske / Women</b> |   |           |           |           |           |  |            |            |            |            |                   |
| <b>Skupaj</b>         | <b>31</b>                               | <b>37</b> | <b>40</b> | <b>33</b> | <b>32</b> | <b>411</b>                                 | <b>411</b> | <b>415</b> | <b>404</b> | <b>413</b> | <b>Total</b>      |
| 15-24 let             | (8)                                     | (9)       | 11        | (7)       | (7)       | 76   | 81         | 79         | 77         | 76         | 15-24 years       |
| 25-49                 | 20                                      | 25        | 26        | 21        | 22        | 40   | 36         | 35         | 36         | 42         | 25-49             |
| 50-64                 | ((3))                                   | ((3))     | (4)       | (4)       | ((3))     | 115  | 112        | 112        | 108        | 112        | 50-64             |
| 65 let in več         | .                                       | .         | .         | .         | .         | 181  | 181        | 188        | 183        | 183        | 65 years and over |
| 15-64                 | 31                                      | 37        | 40        | 33        | 32        | 230  | 230        | 227        | 221        | 231        | 15-64             |
| 55-64                 | .                                       | .         | .         | .         | .         | 91   | 90         | 91         | 90         | 93         | 55-64             |

**Struktura (%) / Structure (%)**

| <b>Skupaj / Total</b> |              |              |              |              |              |              |              |              |              |              |                   |
|-----------------------|--------------|--------------|--------------|--------------|--------------|--------------|--------------|--------------|--------------|--------------|-------------------|
|                       | 2005/3       | 2005/4       | 2006/1       | 2006/2       | 2006/3       | 2005/3       | 2005/4       | 2006/1       | 2006/2       | 2006/3       | Total             |
| <b>Skupaj</b>         | <b>100,0</b> | <b>100,0</b> | <b>100,0</b> | <b>100,0</b> | <b>100,0</b> | <b>100,0</b> | <b>100,0</b> | <b>100,0</b> | <b>100,0</b> | <b>100,0</b> | <b>Total</b>      |
| 15-24 let             | 28,2         | 26,1         | 26,1         | 26,1         | 22,1         | 21,4         | 22,9         | 22,5         | 22,3         | 21,0         | 15-24 years       |
| 25-49                 | 59,1         | 61,4         | 63,4         | 61,3         | 65,6         | 9,6          | 8,5          | 8,8          | 9,1          | 10,0         | 25-49             |
| 50-64                 | (12,6)       | (12,5)       | (10,5)       | (12,6)       | (12,3)       | 27,5         | 27,1         | 26,5         | 26,8         | 27,3         | 50-64             |
| 65 let in več         | .            | .            | .            | .            | .            | 41,5         | 41,5         | 42,2         | 41,8         | 41,7         | 65 years and over |
| 15-64                 | 100,0        | 100,0        | 100,0        | 100,0        | 100,0        | 58,5         | 58,5         | 57,8         | 58,2         | 58,3         | 15-64             |
| 55-64                 | (5,5)        | ((4,6))      | ((3,0))      | ((3,7))      | ((2,5))      | 21,6         | 21,6         | 21,3         | 22,0         | 22,5         | 55-64             |
| <b>Moški / Men</b>    |              |              |              |              |              |              |              |              |              |              |                   |
| <b>Skupaj</b>         | <b>100,0</b> | <b>100,0</b> | <b>100,0</b> | <b>100,0</b> | <b>100,0</b> | <b>100,0</b> | <b>100,0</b> | <b>100,0</b> | <b>100,0</b> | <b>100,0</b> | <b>Total</b>      |
| 15-24 let             | (29,7)       | (27,8)       | (24,8)       | (29,7)       | (22,4)       | 25,9         | 27,5         | 27,4         | 26,8         | 24,8         | 15-24 years       |
| 25-49                 | 53,8         | 55,2         | 63,3         | 56,5         | 60,9         | 9,5          | 7,9          | 9,2          | 9,4          | 9,6          | 25-49             |
| 50-64                 | (16,6)       | (17,0)       | (11,9)       | (13,8)       | (16,7)       | 27,0         | 26,8         | 25,7         | 26,8         | 27,5         | 50-64             |
| 65 let in več         | .            | .            | .            | .            | .            | 37,6         | 37,9         | 37,8         | 37,0         | 38,2         | 65 years and over |
| 15-64                 | 100,0        | 100,0        | 100,0        | 100,0        | 100,0        | 62,4         | 62,1         | 62,2         | 63,0         | 61,8         | 15-64             |
| 55-64                 | ((8,5))      | ((7,2))      | ((5,2))      | ((5,2))      | .            | 21,1         | 21,3         | 20,3         | 21,8         | 22,6         | 55-64             |
| <b>Ženske / Women</b> |              |              |              |              |              |              |              |              |              |              |                   |
| <b>Skupaj</b>         | <b>100,0</b> | <b>100,0</b> | <b>100,0</b> | <b>100,0</b> | <b>100,0</b> | <b>100,0</b> | <b>100,0</b> | <b>100,0</b> | <b>100,0</b> | <b>100,0</b> | <b>Total</b>      |
| 15-24 let             | (26,6)       | (24,4)       | 27,0         | (23,0)       | (21,9)       | 18,4         | 19,7         | 19,2         | 19,0         | 18,5         | 15-24 years       |
| 25-49                 | 65,1         | 67,5         | 63,5         | 65,5         | 69,5         | 9,7          | 8,9          | 8,5          | 8,9          | 10,2         | 25-49             |
| 50-64                 | ((8,3))      | (8,0)        | (9,5)        | (11,5)       | ((8,6))      | 27,9         | 27,4         | 27,1         | 26,8         | 27,1         | 50-64             |
| 65 let in več         | .            | .            | .            | .            | .            | 44,0         | 44,0         | 45,3         | 45,2         | 44,2         | 65 years and over |
| 15-64                 | 100,0        | 100,0        | 100,0        | 100,0        | 100,0        | 56,0         | 56,0         | 54,7         | 54,8         | 55,8         | 15-64             |
| 55-64                 | .            | .            | .            | .            | .            | 22,0         | 21,8         | 22,0         | 22,2         | 22,4         | 55-64             |

. zelo nenatančna ocena, vendar različna od nič (CV>=30) / not zero but extremely inaccurate estimation (CV>=30)

(( )) nenatančna ocena (20<=CV<30) / inaccurate estimation (20<=CV<30)

( ) manj natančna ocena (10<=CV<20) / less accurate estimation (10<=CV<20)



## 3. Mere aktivnosti prebivalstva po starostnih skupinah, po spolu, Slovenija, 2005-2006

Measures of the activity of the population by age groups and sex, Slovenia, 2005-2006

%

|                       | Stopnja aktivnosti<br>Activity rate |             |             |             |             | Stopnja delovne aktivnosti<br>Employment / population ratio |             |             |             |             | Stopnja brezposelnosti<br>Unemployment rate |            |            |            |            |                   |
|-----------------------|-------------------------------------|-------------|-------------|-------------|-------------|---|-------------|-------------|-------------|-------------|---|------------|------------|------------|------------|-------------------|
|                       | 2005/3                              | 2005/4      | 2006/1      | 2006/2      | 2006/3      | 2005/3  | 2005/4      | 2006/1      | 2006/2      | 2006/3      | 2005/3                                      | 2005/4     | 2006/1     | 2006/2     | 2006/3     |                   |
| <b>Skupaj / Total</b> |                                     |             |             |             |             |   |             |             |             |             |   |            |            |            |            |                   |
| <b>Skupaj</b>         | <b>59,8</b>                         | <b>59,9</b> | <b>59,1</b> | <b>59,9</b> | <b>59,7</b> | <b>56,1</b>   | <b>55,6</b> | <b>55,0</b> | <b>56,4</b> | <b>56,4</b> | <b>6,3</b>                                  | <b>7,2</b> | <b>6,9</b> | <b>5,9</b> | <b>5,6</b> | <b>Total</b>      |
| 15-24 let             | 44,3                                | 41,2        | 39,1        | 41,3        | 44,0        | 37,3  | 33,9        | 32,0        | 35,3        | 39,1        | 15,7  | 17,6       | 18,0       | 14,7       | 11,1       | 15-24 years       |
| 25-49                 | 91,3                                | 92,3        | 91,9        | 91,8        | 90,9        | 86,2  | 86,4        | 86,0        | 86,9        | 85,9        | 5,5   | 6,5        | 6,4        | 5,3        | 5,5        | 25-49             |
| 50-64                 | 49,9                                | 50,2        | 50,7        | 51,7        | 51,5        | 47,8  | 47,8        | 48,8        | 49,7        | 49,7        | (4,4)                                       | (4,9)      | (3,9)      | (3,9)      | (3,5)      | 50-64             |
| 65 let in več         | 8,6                                 | 8,5         | 7,1         | 8,3         | 8,0         | 8,6   | 8,5         | 7,1         | 8,3         | 8,0         | .   | .          | .          | .          | .          | 65 years and over |
| 15-64                 | 71,3                                | 71,3        | 70,9        | 71,4        | 71,3        | 66,6  | 66,0        | 65,9        | 67,1        | 67,2        | 6,5   | 7,4        | 7,1        | 6,1        | 5,7        | 15-64             |
| 55-64                 | 33,4                                | 32,9        | 33,3        | 34,5        | 33,4        | 31,8  | 31,3        | 32,3        | 33,5        | 32,8        | (4,8)                                       | ((4,7))    | ((2,8))    | ((2,8))    | ((1,8))    | 55-64             |
| <b>Moški / Men</b>    |                                     |             |             |             |             |   |             |             |             |             |   |            |            |            |            |                   |
| <b>Skupaj</b>         | <b>66,6</b>                         | <b>66,6</b> | <b>65,4</b> | <b>65,7</b> | <b>66,4</b> | <b>62,5</b>   | <b>62,2</b> | <b>61,8</b> | <b>62,4</b> | <b>63,3</b> | <b>6,1</b>                                  | <b>6,6</b> | <b>5,5</b> | <b>5,1</b> | <b>4,6</b> | <b>Total</b>      |
| 15-24 let             | 47,8                                | 44,2        | 41,7        | 44,5        | 49,3        | 40,5  | 36,7        | 36,2        | 38,5        | 45,1        | (15,3)                                      | (17,0)     | (13,1)     | (13,6)     | (8,5)      | 15-24 years       |
| 25-49                 | 93,2                                | 94,4        | 93,2        | 93,0        | 93,0        | 88,4  | 89,2        | 88,3        | 88,9        | 88,9        | 5,1   | 5,5        | 5,3        | 4,4        | 4,4        | 25-49             |
| 50-64                 | 60,3                                | 60,4        | 60,9        | 60,0        | 60,2        | 57,3  | 57,0        | 59,0        | 58,0        | 58,0        | (5,0)                                       | (5,5)      | (3,1)      | (3,4)      | (3,7)      | 50-64             |
| 65 let in več         | 12,7                                | 11,9        | 10,8        | 12,1        | 11,9        | 12,7  | 11,9        | 10,8        | 12,1        | 11,9        | .   | .          | .          | .          | .          | 65 years and over |
| 15-64                 | 75,7                                | 75,8        | 74,8        | 74,8        | 75,7        | 70,9  | 70,6        | 70,6        | 70,8        | 72,1        | 6,3   | 6,8        | 5,6        | 5,3        | 4,7        | 15-64             |
| 55-64                 | 47,5                                | 46,1        | 46,9        | 46,4        | 42,9        | 44,9  | 43,7        | 45,5        | 45,1        | 42,2        | ((5,5))                                     | ((5,3))    | ((3,0))    | ((2,7))    | .          | 55-64             |
| <b>Ženske / Women</b> |                                     |             |             |             |             |   |             |             |             |             |   |            |            |            |            |                   |
| <b>Skupaj</b>         | <b>53,4</b>                         | <b>53,5</b> | <b>53,1</b> | <b>54,4</b> | <b>53,4</b> | <b>49,9</b>   | <b>49,3</b> | <b>48,5</b> | <b>50,7</b> | <b>49,8</b> | <b>6,6</b>                                  | <b>7,9</b> | <b>8,6</b> | <b>6,8</b> | <b>6,7</b> | <b>Total</b>      |
| 15-24 let             | 40,4                                | 37,9        | 36,2        | 37,8        | 38,0        | 33,9  | 31,0        | 27,5        | 31,7        | 32,4        | (16,1)                                      | (18,3)     | 24,2       | (16,1)     | (14,8)     | 15-24 years       |
| 25-49                 | 89,3                                | 90,2        | 90,6        | 90,5        | 88,7        | 83,9  | 83,4        | 83,7        | 84,8        | 82,8        | 6,0   | 7,5        | 7,6        | 6,3        | 6,6        | 25-49             |
| 50-64                 | 39,6                                | 40,0        | 40,4        | 43,4        | 42,8        | 38,2  | 38,4        | 38,4        | 41,5        | 41,4        | ((3,4))                                     | ((4,0))    | (5,1)      | (4,5)      | ((3,3))    | 50-64             |
| 65 let in več         | 6,0                                 | 6,3         | 4,8         | 5,9         | 5,5         | 6,0   | 6,3         | 4,8         | 5,9         | 5,5         | .   | .          | .          | .          | .          | 65 years and over |
| 15-64                 | 66,7                                | 66,7        | 67,0        | 68,0        | 66,7        | 62,2  | 61,3        | 61,1        | 63,3        | 62,1        | 6,7   | 8,1        | 8,8        | 6,9        | 6,9        | 15-64             |
| 55-64                 | 19,6                                | 19,9        | 20,1        | 22,4        | 23,5        | 18,9  | 19,3        | 19,6        | 21,7        | 23,1        | .   | .          | .          | .          | .          | 55-64             |

. zelo nenatančna ocena, vendar različna od nič (CV&gt;=30) / not zero but extremely inaccurate estimation (CV&gt;=30)

(()) nenatančna ocena (20&lt;=CV&lt;30) / inaccurate estimation (20&lt;=CV&lt;30)

( ) manj natančna ocena (10&lt;=CV&lt;20) / less accurate estimation (10&lt;=CV&lt;20)

## 4. Delovno aktivno prebivalstvo po zaposlitvenem statusu, po spolu, Slovenija, 2005-2006

Persons in employment by status in employment and sex, Slovenia, 2005-2006

|                              | 1000       |            |            |            |            | Struktura %<br>Structure % |              |              |              |              |                            |
|------------------------------|------------|------------|------------|------------|------------|----------------------------|--------------|--------------|--------------|--------------|----------------------------|
|                              | 2005/3     | 2005/4     | 2006/1     | 2006/2     | 2006/3     | 2005/3                     | 2005/4       | 2006/1       | 2006/2       | 2006/3       |                            |
| <b>Skupaj / Total</b>        |            |            |            |            |            |                            |              |              |              |              |                            |
| Delovno aktivno prebivalstvo | <b>962</b> | <b>953</b> | <b>946</b> | <b>969</b> | <b>974</b> | <b>100,0</b>               | <b>100,0</b> | <b>100,0</b> | <b>100,0</b> | <b>100,0</b> | Persons in employment      |
| Samozaposlene osebe          | 99         | 100        | 109        | 110        | 108        | 10,3                       | 10,5         | 11,5         | 11,4         | 11,1         | Self-employed persons      |
| Zaposlene osebe              | 818        | 803        | 792        | 810        | 814        | 85,0                       | 84,2         | 83,7         | 83,6         | 83,7         | Persons in paid employment |
| - v delovnem razmerju        | 771        | 763        | 754        | 764        | 765        | 80,1                       | 80,0         | 79,7         | 78,8         | 78,6         | - in labour relation       |
| - druge oblike dela          | 47         | 40         | 37         | 46         | 50         | 4,9                        | 4,2          | 4,0          | 4,8          | 5,1          | - other forms of work      |
| Pomagajoči družinski člani   | 45         | 51         | 45         | 49         | 51         | 4,7                        | 5,3          | 4,8          | 5,0          | 5,3          | Unpaid family workers      |
| <b>Moški / Men</b>           |            |            |            |            |            |                            |              |              |              |              |                            |
| Delovno aktivno prebivalstvo | <b>521</b> | <b>519</b> | <b>517</b> | <b>521</b> | <b>533</b> | <b>100,0</b>               | <b>100,0</b> | <b>100,0</b> | <b>100,0</b> | <b>100,0</b> | Persons in employment      |
| Samozaposlene osebe          | 73         | 74         | 81         | 80         | 84         | 14,0                       | 14,3         | 15,6         | 15,4         | 15,7         | Self-employed persons      |
| Zaposlene osebe              | 433        | 428        | 420        | 424        | 431        | 83,0                       | 82,5         | 81,4         | 81,4         | 81,0         | Persons in paid employment |
| - v delovnem razmerju        | 410        | 412        | 404        | 403        | 407        | 78,7                       | 79,4         | 78,3         | 77,3         | 76,4         | - in labour relation       |
| - druge oblike dela          | 22         | 16         | 16         | 21         | 24         | 4,3                        | 3,1          | 3,1          | 4,1          | 4,6          | - other forms of work      |
| Pomagajoči družinski člani   | 16         | 17         | 16         | 17         | 18         | 3,1                        | 3,3          | 3,0          | 3,2          | 3,3          | Unpaid family workers      |
| <b>Ženske / Women</b>        |            |            |            |            |            |                            |              |              |              |              |                            |
| Delovno aktivno prebivalstvo | <b>441</b> | <b>435</b> | <b>429</b> | <b>448</b> | <b>441</b> | <b>100,0</b>               | <b>100,0</b> | <b>100,0</b> | <b>100,0</b> | <b>100,0</b> | Persons in employment      |
| Samozaposlene osebe          | 26         | 26         | 29         | 30         | 24         | 6,0                        | 6,0          | 6,6          | 6,7          | 5,5          | Self-employed persons      |
| Zaposlene osebe              | 385        | 375        | 371        | 386        | 383        | 87,5                       | 86,3         | 86,5         | 86,2         | 86,9         | Persons in paid employment |
| - v delovnem razmerju        | 360        | 352        | 350        | 362        | 358        | 81,8                       | 80,8         | 81,5         | 80,7         | 81,1         | - in labour relation       |
| - druge oblike dela          | 25         | 24         | 22         | 25         | 25         | 5,7                        | 5,5          | 5,0          | 5,5          | 5,7          | - other forms of work      |
| Pomagajoči družinski člani   | 29         | 34         | 29         | 32         | 34         | 6,6                        | 7,7          | 6,8          | 7,1          | 7,6          | Unpaid family workers      |



#### 4.1 Delež žensk med delovno aktivnim prebivalstvom po zaposlitvenem statusu, Slovenija, 2005-2006

The share of women among persons in employment by status in employment, Slovenia, 2005-2006

%

|                              | 2005/3 | 2005/4 | 2006/1 | 2006/2 | 2006/3 |                            |
|------------------------------|--------|--------|--------|--------|--------|----------------------------|
| Delovno aktivno prebivalstvo | 45,8   | 45,6   | 45,4   | 46,2   | 45,3   | Persons in employment      |
| Samozaposlene osebe          | 26,5   | 25,9   | 26,1   | 27,2   | 22,5   | Self-employed persons      |
| Zaposlene osebe              | 47,1   | 46,7   | 46,9   | 47,7   | 47,0   | Persons in paid employment |
| - v delovnem razmerju        | 46,8   | 46,1   | 46,4   | 47,3   | 46,8   | - in labour relation       |
| - druge oblike dela          | 52,8   | 59,7   | 57,5   | 53,6   | 51,1   | - other forms of work      |
| Pomagajoči družinski člani   | 64,5   | 66,4   | 65,3   | 65,5   | 65,6   | Unpaid family workers      |

#### 5. Delovno aktivno prebivalstvo po sektorjih dejavnosti po spolu, Slovenija, 2005-2006

Persons in employment by sectors of activity and sex, Slovenia, 2005-2006

|   | 1000       |            |            |            |            | %            |              |              |              |              |  |
|---|------------|------------|------------|------------|------------|--------------|--------------|--------------|--------------|--------------|--|
|   | 2005/3     | 2005/4     | 2006/1     | 2006/2     | 2006/3     | 2005/3       | 2005/4       | 2006/1       | 2006/2       | 2006/3       |  |
| <b>Skupaj / Total</b>   |            |            |            |            |            |              |              |              |              |              |  |
| <b>Skupaj</b>   | <b>962</b> | <b>953</b> | <b>946</b> | <b>969</b> | <b>974</b> | <b>100,0</b> | <b>100,0</b> | <b>100,0</b> | <b>100,0</b> | <b>100,0</b> | <b>Total</b>                                 |
| Kmetijske dejavnosti  | 89         | 90         | 85         | 93         | 98         | 9,3          | 9,5          | 9,0          | 9,6          | 10,1         | Agriculture                                  |
| Nekmetijske dejavnosti (razen storitvenih)                    | 351        | 347        | 343        | 338        | 341        | 36,5         | 36,4         | 36,2         | 34,9         | 35,1         | Industry                                     |
| Rudarstvo   | (7)        | (7)        | (5)        | (6)        | (7)        | (0,7)        | (0,7)        | (0,6)        | (0,6)        | (0,7)        | Mining and quarrying                         |
| Predelovalne dejavnosti                                       | 276        | 277        | 271        | 266        | 267        | 28,7         | 28,7         | 29,0         | 28,7         | 27,4         | Manufacturing                                |
| Oskrba z elektriko, plinom in vodo                            | (10)       | (8)        | (10)       | (10)       | (10)       | (1,0)        | (0,8)        | (1,0)        | (1,0)        | (1,0)        | Electricity, gas and water supply            |
| Gradbeništvo  | 58         | 56         | 56         | 57         | 58         | 6,1          | 5,9          | 5,9          | 5,9          | 5,9          | Construction                                 |
| Storitvene dejavnosti   | 518        | 511        | 514        | 535        | 529        | 53,9         | 53,6         | 54,3         | 55,2         | 54,3         | Services                                     |
| Trgovina; popravila motornih vozil in izdelkov široke porabe  | 117        | 113        | 121        | 122        | 118        | 12,2         | 11,8         | 12,8         | 12,6         | 12,1         | Wholesale, retail; certain repair            |
| Gostinstvo  | 40         | 39         | 39         | 38         | 38         | 4,1          | 4,1          | 4,2          | 3,9          | 3,9          | Hotels and restaurants                       |
| Promet, skladiščenje in zveze                                 | 60         | 53         | 51         | 54         | 58         | 6,3          | 5,6          | 5,4          | 5,5          | 5,9          | Transport, storage and communication         |
| Finančno posredništvo   | 23         | 25         | 22         | 21         | 23         | 2,4          | 2,6          | 2,4          | 2,2          | 2,4          | Financial intermediation                     |
| Poslovanje z nepremičninami, najem in poslovne storitve       | 60         | 62         | 61         | 65         | 63         | 6,2          | 6,5          | 6,4          | 6,7          | 6,5          | Real estate, renting and business activities |
| Dejavnost javna uprave, obrambe, obvezno socialno zavarovanje | 57         | 59         | 53         | 59         | 60         | 6,0          | 6,1          | 5,6          | 6,1          | 6,1          | Public administ. and defence; comp.soc.sec.  |
| Izobraževanje   | 72         | 72         | 78         | 75         | 72         | 7,5          | 7,6          | 8,2          | 7,7          | 7,4          | Education                                    |
| Zdravstvo in socialno varstvo                                 | 55         | 55         | 50         | 61         | 58         | 5,7          | 5,8          | 5,3          | 6,2          | 5,9          | Health and social work                       |
| Druge javne, skupne in osebne storitvene dejavnosti           | 33         | 34         | 37         | 39         | 38         | 3,4          | 3,6          | 3,9          | 4,0          | 3,9          | Other social and personal services           |
| Druge storitve  | .          | .          | .          | ((1))      | .          | .            | .            | .            | ((0,1))      | .            | Other services                               |
| Nerazvrščene  | (4)        | (5)        | (4)        | (3)        | (5)        | (0,4)        | (0,5)        | (0,5)        | (0,3)        | (0,5)        | Not stated                                   |
| <b>Moški / Men</b>  |            |            |            |            |            |              |              |              |              |              |  |
| <b>Skupaj</b>   | <b>521</b> | <b>519</b> | <b>517</b> | <b>521</b> | <b>533</b> | <b>100,0</b> | <b>100,0</b> | <b>100,0</b> | <b>100,0</b> | <b>100,0</b> | <b>Total</b>                                 |
| Kmetijske dejavnosti  | 48         | 49         | 48         | 52         | 56         | 9,2          | 9,4          | 9,3          | 10,0         | 10,5         | Agriculture                                  |
| Nekmetijske dejavnosti (razen storitvenih)                    | 244        | 241        | 240        | 234        | 239        | 46,8         | 46,5         | 46,4         | 44,9         | 44,8         | Industry                                     |
| Rudarstvo   | (6)        | (6)        | (5)        | (5)        | (6)        | (1,1)        | (1,1)        | (0,9)        | (1,0)        | (1,1)        | Mining and quarrying                         |
| Predelovalne dejavnosti                                       | 176        | 177        | 175        | 168        | 172        | 33,7         | 34,2         | 33,9         | 32,3         | 32,4         | Manufacturing                                |
| Oskrba z elektriko, plinom in vodo                            | (8)        | (6)        | (7)        | (8)        | (8)        | (1,5)        | (1,2)        | (1,4)        | (1,6)        | (1,5)        | Electricity, gas and water supply            |
| Gradbeništvo  | 54         | 52         | 52         | 53         | 52         | 10,4         | 10,0         | 10,1         | 10,1         | 9,8          | Construction                                 |
| Storitvene dejavnosti   | 227        | 227        | 227        | 234        | 236        | 43,5         | 43,7         | 44,0         | 44,8         | 44,3         | Services                                     |
| Trgovina; popravila motornih vozil in izdelkov široke porabe  | 56         | 53         | 58         | 58         | 56         | 10,7         | 10,2         | 11,2         | 11,2         | 10,5         | Wholesale, retail; certain repair            |
| Gostinstvo  | 15         | 14         | 14         | 12         | 13         | 2,8          | 2,7          | 2,6          | 2,4          | 2,5          | Hotels and restaurants                       |
| Promet, skladiščenje in zveze                                 | 46         | 42         | 38         | 39         | 45         | 8,9          | 8,1          | 7,4          | 7,5          | 8,5          | Transport, storage and communication         |
| Finančno posredništvo   | (8)        | (9)        | (9)        | (8)        | (9)        | (1,5)        | (1,7)        | (1,7)        | (1,5)        | (1,6)        | Financial intermediation                     |
| Poslovanje z nepremičninami, najem in poslovne storitve       | 33         | 36         | 37         | 38         | 36         | 6,4          | 7,0          | 7,1          | 7,3          | 6,7          | Real estate, renting and business activities |
| Dejavnost javna uprave, obrambe, obvezno socialno zavarovanje | 28         | 30         | 26         | 29         | 31         | 5,4          | 5,7          | 5,0          | 5,6          | 5,8          | Public administ. and defence; comp.soc.sec.  |
| Izobraževanje   | 15         | 16         | 18         | 18         | 16         | 2,9          | 3,1          | 3,4          | 3,4          | 2,9          | Education                                    |
| Zdravstvo in socialno varstvo                                 | (10)       | (10)       | (10)       | 12         | 11         | (2,0)        | (2,0)        | (1,9)        | 2,4          | 2,0          | Health and social work                       |
| Druge javne, skupne in osebne storitvene dejavnosti           | 16         | 16         | 19         | 19         | 20         | 3,0          | 3,1          | 3,7          | 3,6          | 3,7          | Other social and personal services           |
| Druge storitve  | .          | .          | .          | .          | .          | .            | .            | .            | .            | .            | Other services                               |
| Nerazvrščene  | ((2))      | ((2))      | ((2))      | ((2))      | ((3))      | ((0,5))      | ((0,4))      | ((0,3))      | ((0,3))      | ((0,5))      | Not stated                                   |

. zelo natančna ocena, vendar različna od nič (CV>=30) / not zero but extremely inaccurate estimation (CV>=30)  
 (( )) natančna ocena (20<=CV<30) / inaccurate estimation (20<=CV<30)  
 ( ) manj natančna ocena (10<=CV<20) / less accurate estimation (10<=CV<20)



**5. Delovno aktivno prebivalstvo po sektorjih dejavnosti, po spolu, Slovenija, 2005-2006 (nadaljevanje)**  
Persons in employment by sectors of activity and sex, Slovenia, 2005-2006 (continued)

|   | 1000       |            |            |            |            | %            |              |              |              |              |  |
|---|------------|------------|------------|------------|------------|--------------|--------------|--------------|--------------|--------------|--|
|   | 2005/3     | 2005/4     | 2006/1     | 2006/2     | 2006/3     | 2005/3       | 2005/4       | 2006/1       | 2006/2       | 2006/3       |  |
| <b>Ženske / Women</b>   |            |            |            |            |            |              |              |              |              |              |  |
| <b>Skupaj</b>   | <b>441</b> | <b>435</b> | <b>429</b> | <b>448</b> | <b>441</b> | <b>100,0</b> | <b>100,0</b> | <b>100,0</b> | <b>100,0</b> | <b>100,0</b> | <b>Total</b>                                 |
| Kmetijske dejavnosti  | 41         | 42         | 37         | 41         | 42         | 9,3          | 9,6          | 8,7          | 9,2          | 9,6          | Agriculture                                  |
| Nekmetijske dejavnosti (razen storitvenih)                    | 107        | 106        | 103        | 104        | 103        | 24,3         | 24,4         | 24,0         | 23,3         | 23,3         | Industry                                     |
| Rudarstvo   | ((1))      | .          | .          | .          | .          | ((0,2))      | .            | .            | .            | .            | Mining and quarrying                         |
| Predelovalne dejavnosti                                       | 100        | 99         | 96         | 97         | 94         | 22,7         | 22,9         | 22,4         | 21,7         | 21,4         | Manufacturing                                |
| Oskrba z elektriko, plinom in vodo                            | ((2))      | ((2))      | ((3))      | ((2))      | ((2))      | ((0,4))      | ((0,4))      | ((0,6))      | ((0,4))      | ((0,5))      | Electricity, gas and water supply            |
| Gradbeništvo  | (4)        | (4)        | (4)        | (5)        | (5)        | (0,9)        | (1,0)        | (0,9)        | (1,0)        | (1,2)        | Construction                                 |
| Storitvene dejavnosti   | 291        | 284        | 286        | 301        | 293        | 66,1         | 65,4         | 66,7         | 67,2         | 66,5         | Services                                     |
| Trgovina; popravila motornih vozil in izdelkov široke porabe  | 62         | 60         | 63         | 63         | 62         | 14,0         | 13,7         | 14,6         | 14,1         | 14,0         | Wholesale, retail; certain repair            |
| Gostinstvo  | 25         | 25         | 26         | 26         | 25         | 5,7          | 5,7          | 6,0          | 5,7          | 5,7          | Hotels and restaurants                       |
| Promet, skladiščenje in zveze                                 | 14         | 11         | 13         | 15         | 13         | 3,1          | 2,6          | 3,1          | 3,3          | 2,9          | Transport, storage and communication         |
| Finančno posredništvo   | 15         | 16         | 14         | 13         | 14         | 3,5          | 3,7          | 3,2          | 2,9          | 3,3          | Financial intermediation                     |
| Poslovanje z nepremičninami, najem in poslovne storitve       | 27         | 25         | 24         | 28         | 27         | 6,0          | 5,8          | 5,6          | 6,2          | 6,2          | Real estate, renting and business activities |
| Dejavnost javna uprave, obrambe, obvezno socialno zavarovanje | 29         | 29         | 27         | 30         | 29         | 6,6          | 6,7          | 6,3          | 6,6          | 6,6          | Public administ. and defence; comp.soc.sec.  |
| Izobraževanje   | 57         | 56         | 60         | 57         | 57         | 12,9         | 12,9         | 14,0         | 12,8         | 12,9         | Education                                    |
| Zdravstvo in socialno varstvo                                 | 44         | 45         | 40         | 48         | 47         | 10,1         | 10,3         | 9,4          | 10,8         | 10,6         | Health and social work                       |
| Druge javne, skupne in osebne storitvene dejavnosti           | 17         | 18         | 18         | 20         | 19         | 3,9          | 4,1          | 4,2          | 4,5          | 4,2          | Other social and personal services           |
| Druge storitve  | .          | .          | .          | ((1))      | .          | .            | .            | .            | ((0,3))      | .            | Other services                               |
| Nezavrščene   | ((1))      | ((3))      | ((3))      | ((2))      | ((3))      | ((0,3))      | ((0,6))      | ((0,6))      | ((0,4))      | ((0,6))      | Not stated                                   |

. zelo nenatančna ocena, vendar različna od nič (CV>=30) / not zero but extremely inaccurate estimation (CV>=30)

(( )) nenatančna ocena (20<=CV<30) / inaccurate estimation (20<=CV<30)

( ) manj natančna ocena (10<=CV<20) / less accurate estimation (10<=CV<20)

**5.1 Delež žensk med delovno aktivnim prebivalstvom, po sektorjih dejavnosti, Slovenija, 2005-2006**

The share of women among persons in employment by sectors of activity, Slovenia, 2005-2006

%

|   | 2005/3      | 2005/4      | 2006/1      | 2006/2      | 2006/3      |  |
|---|-------------|-------------|-------------|-------------|-------------|--|
| <b>Skupaj</b>   | <b>45,8</b> | <b>45,6</b> | <b>45,4</b> | <b>46,2</b> | <b>45,3</b> | <b>Total</b>                                 |
| Kmetijske dejavnosti  | 46,0        | 46,2        | 43,8        | 44,2        | 43,3        | Agriculture                                  |
| Nekmetijske dejavnosti (razen storitvenih)                    | 30,5        | 30,6        | 30,1        | 30,8        | 30,1        | Industry                                     |
| Rudarstvo   | ((14,4))    | .           | .           | .           | .           | Mining and quarrying                         |
| Predelovalne dejavnosti                                       | 36,3        | 35,9        | 35,4        | 36,7        | 35,4        | Manufacturing                                |
| Oskrba z elektriko, plinom in vodo                            | ((18,2))    | ((21,3))    | ((26,9))    | ((17,9))    | ((21,5))    | Electricity, gas and water supply            |
| Gradbeništvo  | (7,0)       | (7,5)       | (6,7)       | (7,9)       | (9,3)       | Construction                                 |
| Storitvene dejavnosti   | 56,2        | 55,7        | 55,7        | 56,3        | 55,4        | Services                                     |
| Trgovina; popravila motornih vozil in izdelkov široke porabe  | 52,7        | 52,9        | 52,1        | 52,1        | 52,4        | Wholesale, retail; certain repair            |
| Gostinstvo  | 63,1        | 63,6        | 65,4        | 67,4        | 65,0        | Hotels and restaurants                       |
| Promet, skladiščenje in zveze                                 | 23,0        | 21,0        | 25,9        | 27,1        | 21,8        | Transport, storage and communication         |
| Finančno posredništvo   | 66,7        | 65,0        | 60,9        | 62,9        | 62,6        | Financial intermediation                     |
| Poslovanje z nepremičninami, najem in poslovne storitve       | 44,3        | 40,7        | 39,6        | 42,2        | 43,5        | Real estate, renting and business activities |
| Dejavnost javna uprave, obrambe, obvezno socialno zavarovanje | 51,0        | 49,4        | 51,0        | 50,5        | 48,7        | Public administ. and defence; comp.soc.sec.  |
| Izobraževanje   | 79,0        | 77,5        | 77,4        | 76,4        | 78,4        | Education                                    |
| Zdravstvo in socialno varstvo                                 | 81,0        | 81,0        | 80,4        | 79,6        | 81,3        | Health and social work                       |
| Druge javne, skupne in osebne storitvene dejavnosti           | 52,7        | 52,9        | 48,9        | 51,7        | 48,3        | Other social and personal services           |
| Druge storitve  | .           | .           | .           | ((93,5))    | .           | Other services                               |

. zelo nenatančna ocena, vendar različna od nič (CV>=30) / not zero but extremely inaccurate estimation (CV>=30)

(( )) nenatančna ocena (20<=CV<30) / inaccurate estimation (20<=CV<30)

( ) manj natančna ocena (10<=CV<20) / less accurate estimation (10<=CV<20)



**6. Delovno aktivno prebivalstvo po glavnih poklicnih skupinah, po spolu, Slovenija, 2005-2006**  
Persons in employment by major groups of occupation and sex, Slovenia, 2005-2006

|   | 1000       |            |            |            |            | Struktura %<br>Structure % |              |              |              |              |   |
|---|------------|------------|------------|------------|------------|----------------------------|--------------|--------------|--------------|--------------|---|
|   | 2005/3     | 2005/4     | 2006/1     | 2006/2     | 2006/3     | 2005/3                     | 2005/4       | 2006/1       | 2006/2       | 2006/3       |   |
| <b>Skupaj / Total</b>   |            |            |            |            |            |                            |              |              |              |              |   |
| <b>Skupaj</b>   | <b>962</b> | <b>953</b> | <b>946</b> | <b>969</b> | <b>974</b> | <b>100,0</b>               | <b>100,0</b> | <b>100,0</b> | <b>100,0</b> | <b>100,0</b> | <b>Total</b>                                      |
| Zakonodajalci, visoki uradniki, menedžerji                              | 64         | 66         | 65         | 61         | 60         | 6,7                        | 6,9          | 6,9          | 6,3          | 6,1          | Legislators, senior officials and managers        |
| Strokovnjaki  | 138        | 138        | 141        | 147        | 141        | 14,4                       | 14,5         | 14,9         | 15,1         | 14,5         | Professionals                                     |
| Tehniki in drugi strokovni sodelavci                                    | 156        | 155        | 155        | 166        | 160        | 16,2                       | 16,3         | 16,4         | 17,2         | 16,5         | Technicians and associate professionals           |
| Uradniki  | 82         | 81         | 75         | 78         | 83         | 8,6                        | 8,5          | 8,0          | 8,0          | 8,5          | Clerks  |
| Poklici za storitve, prodajalci   | 114        | 110        | 116        | 118        | 113        | 11,9                       | 11,6         | 12,3         | 12,2         | 11,6         | Service workers and shop and market sales workers |
| Kmetovalci, gozdarji, ribiči  | 72         | 71         | 64         | 71         | 76         | 7,4                        | 7,4          | 6,8          | 7,3          | 7,8          | Skilled agricultural and fishery workers          |
| Poklici za neindustrijski način dela                                    | 115        | 111        | 108        | 108        | 107        | 12,0                       | 11,6         | 11,5         | 11,2         | 11,0         | Craft and related trades workers                  |
| Upravljalci strojev in naprav, industrijski izdelovalci in sestavljalci | 148        | 147        | 146        | 141        | 149        | 15,4                       | 15,4         | 15,5         | 14,6         | 15,3         | Plant and machine operators and assemblers        |
| Poklici za preprosta dela   | 61         | 62         | 62         | 68         | 70         | 6,3                        | 6,5          | 6,5          | 7,1          | 7,2          | Elementary occupations                            |
| Vojaški poklici   | (6)        | (4)        | (5)        | (5)        | (5)        | (0,6)                      | (0,4)        | (0,5)        | (0,5)        | (0,5)        | Armed forces                                      |
| Nerazvrščeni  | (5)        | (7)        | (8)        | (6)        | (10)       | (0,6)                      | (0,8)        | (0,8)        | (0,6)        | (1,0)        | Not stated  |
| <b>Moški / Men</b>  |            |            |            |            |            |                            |              |              |              |              |   |
| <b>Skupaj</b>   | <b>521</b> | <b>519</b> | <b>517</b> | <b>521</b> | <b>533</b> | <b>100,0</b>               | <b>100,0</b> | <b>100,0</b> | <b>100,0</b> | <b>100,0</b> | <b>Total</b>                                      |
| Zakonodajalci, visoki uradniki, menedžerji                              | 41         | 43         | 43         | 41         | 41         | 7,9                        | 8,4          | 8,3          | 7,8          | 7,6          | Legislators, senior officials and managers        |
| Strokovnjaki  | 55         | 55         | 57         | 61         | 57         | 10,5                       | 10,6         | 11,0         | 11,7         | 10,7         | Professionals                                     |
| Tehniki in drugi strokovni sodelavci                                    | 77         | 75         | 80         | 78         | 76         | 14,7                       | 14,5         | 15,5         | 15,0         | 14,3         | Technicians and associate professionals           |
| Uradniki  | 29         | 31         | 29         | 28         | 29         | 5,6                        | 6,0          | 5,6          | 5,5          | 5,4          | Clerks  |
| Poklici za storitve, prodajalci   | 42         | 40         | 41         | 44         | 42         | 8,0                        | 7,7          | 7,9          | 8,5          | 7,9          | Service workers and shop and market sales workers |
| Kmetovalci, gozdarji, ribiči  | 39         | 39         | 37         | 40         | 44         | 7,5                        | 7,4          | 7,1          | 7,8          | 8,2          | Skilled agricultural and fishery workers          |
| Poklici za neindustrijski način dela                                    | 105        | 101        | 100        | 98         | 98         | 20,1                       | 19,5         | 19,3         | 18,7         | 18,5         | Craft and related trades workers                  |
| Upravljalci strojev in naprav, industrijski izdelovalci in sestavljalci | 99         | 100        | 98         | 95         | 101        | 19,0                       | 19,3         | 18,9         | 18,2         | 19,0         | Plant and machine operators and assemblers        |
| Poklici za preprosta dela   | 26         | 26         | 25         | 28         | 35         | 5,1                        | 5,0          | 4,8          | 5,4          | 6,5          | Elementary occupations                            |
| Vojaški poklici   | (5)        | ((3))      | (4)        | (4)        | (4)        | (1,0)                      | ((0,7))      | (0,9)        | (0,8)        | (0,8)        | Armed forces                                      |
| Nerazvrščeni  | (4)        | (4)        | (4)        | (4)        | (6)        | (0,7)                      | (0,8)        | (0,8)        | (0,7)        | (1,1)        | Not stated  |
| <b>Ženske / Women</b>   |            |            |            |            |            |                            |              |              |              |              |   |
| <b>Skupaj</b>   | <b>441</b> | <b>435</b> | <b>429</b> | <b>448</b> | <b>441</b> | <b>100,0</b>               | <b>100,0</b> | <b>100,0</b> | <b>100,0</b> | <b>100,0</b> | <b>Total</b>                                      |
| Zakonodajalci, visoki uradniki, menedžerji                              | 23         | 22         | 22         | 20         | 19         | 5,2                        | 5,1          | 5,2          | 4,4          | 4,3          | Legislators, senior officials and managers        |
| Strokovnjaki  | 84         | 83         | 84         | 86         | 84         | 19,1                       | 19,1         | 19,6         | 19,2         | 19,1         | Professionals                                     |
| Tehniki in drugi strokovni sodelavci                                    | 79         | 80         | 76         | 88         | 84         | 18,0                       | 18,5         | 17,6         | 19,7         | 19,0         | Technicians and associate professionals           |
| Uradniki  | 53         | 50         | 46         | 49         | 54         | 12,1                       | 11,5         | 10,8         | 11,0         | 12,2         | Clerks  |
| Poklici za storitve, prodajalci   | 73         | 70         | 75         | 74         | 71         | 16,5                       | 16,2         | 17,5         | 16,5         | 16,2         | Service workers and shop and market sales workers |
| Kmetovalci, gozdarji, ribiči  | 33         | 32         | 27         | 30         | 32         | 7,4                        | 7,4          | 6,4          | 6,8          | 7,3          | Skilled agricultural and fishery workers          |
| Poklici za neindustrijski način dela                                    | 11         | (10)       | (9)        | 11         | (9)        | 2,4                        | (2,2)        | (2,0)        | 2,4          | (2,0)        | Craft and related trades workers                  |
| Upravljalci strojev in naprav, industrijski izdelovalci in sestavljalci | 49         | 47         | 49         | 46         | 47         | 11,2                       | 10,8         | 11,4         | 10,3         | 10,8         | Plant and machine operators and assemblers        |
| Poklici za preprosta dela   | 34         | 36         | 37         | 40         | 35         | 7,7                        | 8,3          | 8,6          | 9,0          | 8,0          | Elementary occupations                            |
| Vojaški poklici   | .          | .          | .          | .          | ((1))      | .                          | .            | .            | .            | ((0,2))      | Armed forces                                      |
| Nerazvrščeni  | ((2))      | ((3))      | (4)        | ((2))      | (4)        | ((0,4))                    | ((0,7))      | (0,9)        | ((0,6))      | (0,9)        | Not stated  |

. zelo nenatančna ocena, vendar različna od nič (CV>=30) / not zero but extremely inaccurate estimation (CV>=30)

(( )) nenatančna ocena (20<=CV<30) / inaccurate estimation (20<=CV<30)

( ) manj natančna ocena (10<=CV<20) / less accurate estimation (10<=CV<20)

**6.1 Delež žensk med delovno aktivnim prebivalstvom po glavnih poklicnih skupinah, Slovenija, 2005-2006**

The share of women among persons in employment by major group of occupation, Slovenia, 2005-2006

%

|   | 2005/3      | 2005/4      | 2006/1      | 2006/2      | 2006/3      |   |
|---|-------------|-------------|-------------|-------------|-------------|---|
| <b>Skupaj</b>   | <b>45,8</b> | <b>45,6</b> | <b>45,4</b> | <b>46,2</b> | <b>45,3</b> | <b>Total</b>                                      |
| Zakonodajalci, visoki uradniki, menedžerji                              | 35,9        | 33,7        | 34,1        | 32,6        | 32,1        | Legislators, senior officials and managers        |
| Strokovnjaki  | 60,6        | 60,0        | 59,8        | 58,5        | 59,5        | Professionals                                     |
| Tehniki in drugi strokovni sodelavci                                    | 50,8        | 51,7        | 48,6        | 53,0        | 52,4        | Technicians and associate professionals           |
| Uradniki  | 64,7        | 61,9        | 61,5        | 63,4        | 65,1        | Clerks  |
| Poklici za storitve, prodajalci   | 63,7        | 63,7        | 64,7        | 62,7        | 63,0        | Service workers and shop and market sales workers |
| Kmetovalci, gozdarji, ribiči  | 45,6        | 45,6        | 42,8        | 43,0        | 42,3        | Skilled agricultural and fishery workers          |
| Poklici za neindustrijski način dela                                    | 9,1         | (8,6)       | (7,9)       | 9,8         | (8,2)       | Craft and related trades workers                  |
| Upravljalci strojev in naprav, industrijski izdelovalci in sestavljalci | 33,1        | 31,9        | 33,3        | 32,6        | 31,9        | Plant and machine operators and assemblers        |
| Poklici za preprosta dela   | 56,3        | 58,2        | 60,0        | 59,1        | 50,3        | Elementary occupations                            |
| Vojaški poklici   | .           | .           | .           | .           | ((20,3))    | Armed forces                                      |

. zelo natančna ocena, vendar različna od nič (CV&gt;=30) / not zero but extremely inaccurate estimation (CV&gt;=30)

( ) manj natančna ocena (10&lt;=CV&lt;20) / less accurate estimation (10&lt;=CV&lt;20)

**7. Delovno aktivno prebivalstvo s polnim ali skrajšanim delovnim časom po sektorjih dejavnosti, po spolu, Slovenija, 2005-2006**

Persons in employment with full time or part time work by sectors of activity and sex, Slovenia, 2005-2006

|  | 1000       |            |            |            |            | Struktura %<br>Structure % |              |              |              |              |              |
|--|------------|------------|------------|------------|------------|----------------------------|--------------|--------------|--------------|--------------|--------------|
|  | 2005/3     | 2005/4     | 2006/1     | 2006/2     | 2006/3     | 2005/3                     | 2005/4       | 2006/1       | 2006/2       | 2006/3       |              |
| <b>Skupaj / Total</b>                      |            |            |            |            |            |                            |              |              |              |              |              |
| <b>Skupaj</b>                              | <b>962</b> | <b>953</b> | <b>946</b> | <b>969</b> | <b>974</b> | <b>100,0</b>               | <b>100,0</b> | <b>100,0</b> | <b>100,0</b> | <b>100,0</b> | <b>Total</b> |
| polni delovni čas                          | 878        | 862        | 858        | 871        | 883        | 91,2                       | 90,4         | 90,7         | 89,9         | 90,7         | full time    |
| skrajšani delovni čas                      | 84         | 92         | 88         | 98         | 91         | 8,8                        | 9,6          | 9,3          | 10,1         | 9,3          | part time    |
| Kmetijske dejavnosti                       | 89         | 90         | 85         | 93         | 98         | 100,0                      | 100,0        | 100,0        | 100,0        | 100,0        | Agriculture  |
| polni delovni čas                          | 61         | 60         | 57         | 63         | 65         | 69,0                       | 66,5         | 66,7         | 67,5         | 65,8         | full time    |
| skrajšani delovni čas                      | 28         | 30         | 28         | 30         | 34         | 31,0                       | 33,5         | 33,3         | 32,5         | 34,2         | part time    |
| Nekmetijske dejavnosti (razen storitvenih) | 351        | 347        | 343        | 338        | 341        | 100,0                      | 100,0        | 100,0        | 100,0        | 100,0        | Industry     |
| polni delovni čas                          | 339        | 333        | 330        | 322        | 328        | 96,5                       | 95,8         | 96,2         | 95,0         | 96,2         | full time    |
| skrajšani delovni čas                      | 12         | 15         | 13         | 17         | 13         | 3,5                        | 4,2          | 3,8          | 5,0          | 3,8          | part time    |
| Storitvene dejavnosti                      | 518        | 516        | 514        | 535        | 529        | 100,0                      | 100,0        | 100,0        | 100,0        | 100,0        | Services     |
| polni delovni čas                          | 475        | 469        | 468        | 485        | 486        | 91,7                       | 91,0         | 91,2         | 90,7         | 91,8         | full time    |
| skrajšani delovni čas                      | 43         | 47         | 45         | 50         | 43         | 8,3                        | 9,0          | 8,8          | 9,3          | 8,2          | part time    |
| <b>Moški / Men</b>                         |            |            |            |            |            |                            |              |              |              |              |              |
| <b>Skupaj</b>                              | <b>521</b> | <b>519</b> | <b>517</b> | <b>521</b> | <b>533</b> | <b>100,0</b>               | <b>100,0</b> | <b>100,0</b> | <b>100,0</b> | <b>100,0</b> | <b>Total</b> |
| polni delovni čas                          | 484        | 481        | 480        | 478        | 493        | 92,7                       | 92,8         | 93,0         | 91,7         | 92,5         | full time    |
| skrajšani delovni čas                      | 38         | 37         | 36         | 43         | 40         | 7,3                        | 7,2          | 7,0          | 8,3          | 7,5          | part time    |
| Kmetijske dejavnosti                       | 48         | 49         | 48         | 52         | 56         | 100,0                      | 100,0        | 100,0        | 100,0        | 100,0        | Agriculture  |
| polni delovni čas                          | 35         | 35         | 34         | 36         | 38         | 73,4                       | 71,8         | 71,6         | 69,5         | 68,1         | full time    |
| skrajšani delovni čas                      | 13         | 14         | 14         | 16         | 18         | 26,6                       | 28,2         | 28,4         | 30,5         | 31,9         | part time    |
| Nekmetijske dejavnosti (razen storitvenih) | 244        | 241        | 240        | 234        | 239        | 100,0                      | 100,0        | 100,0        | 100,0        | 100,0        | Industry     |
| polni delovni čas                          | 237        | 233        | 232        | 224        | 232        | 97,1                       | 96,6         | 97,0         | 95,7         | 97,2         | full time    |
| skrajšani delovni čas                      | (7)        | (8)        | (7)        | (10)       | (7)        | (2,9)                      | (3,4)        | (3,0)        | (4,3)        | (2,8)        | part time    |
| Storitvene dejavnosti                      | 227        | 229        | 227        | 234        | 236        | 100,0                      | 100,0        | 100,0        | 100,0        | 100,0        | Services     |
| polni delovni čas                          | 210        | 214        | 212        | 217        | 221        | 92,4                       | 93,3         | 93,4         | 92,7         | 93,6         | full time    |
| skrajšani delovni čas                      | 17         | 15         | 15         | 17         | 15         | 7,6                        | 6,7          | 6,6          | 7,3          | 6,4          | part time    |

( ) manj natančna ocena (10&lt;=CV&lt;20) / less accurate estimation (10&lt;=CV&lt;20)



**7. Delovno aktivno prebivalstvo s polnim ali skrajšanim delovnim časom po sektorjih dejavnosti, po spolu, Slovenija, 2005-2006 (nadaljevanje)**  
Persons in employment with full time or part time work by sectors of activity and sex, Slovenia, 2005-2006 (continued)

|  | 1000       |            |            |            |            | Struktura %<br>Structure % |              |              |              |              |              |
|--|------------|------------|------------|------------|------------|----------------------------|--------------|--------------|--------------|--------------|--------------|
|  | 2005/3     | 2005/4     | 2006/1     | 2006/2     | 2006/3     | 2005/3                     | 2005/4       | 2006/1       | 2006/2       | 2006/3       |              |
| <b>Ženske / Women</b>                      |            |            |            |            |            |                            |              |              |              |              |              |
| <b>Skupaj</b>                              | <b>441</b> | <b>435</b> | <b>429</b> | <b>448</b> | <b>441</b> | <b>100,0</b>               | <b>100,0</b> | <b>100,0</b> | <b>100,0</b> | <b>100,0</b> | <b>Total</b> |
| polni delovni čas                          | 394        | 381        | 378        | 393        | 390        | 89,4                       | 87,5         | 88,0         | 87,7         | 88,5         | full time    |
| skrajšani delovni čas                      | 47         | 54         | 51         | 55         | 51         | 10,6                       | 12,5         | 12,0         | 12,3         | 11,5         | part time    |
| Kmetijske dejavnosti                       | 41         | 42         | 37         | 41         | 42         | 100,0                      | 100,0        | 100,0        | 100,0        | 100,0        | Agriculture  |
| polni delovni čas                          | 26         | 25         | 23         | 27         | 27         | 63,8                       | 60,5         | 60,4         | 65,0         | 62,7         | full time    |
| skrajšani delovni čas                      | 15         | 16         | 15         | 14         | 16         | 36,2                       | 39,5         | 39,6         | 35,0         | 37,3         | part time    |
| Nekmetijske dejavnosti (razen storitvenih) | 107        | 106        | 103        | 104        | 103        | 100,0                      | 100,0        | 100,0        | 100,0        | 100,0        | Industry     |
| polni delovni čas                          | 102        | 100        | 97         | 97         | 96         | 95,1                       | 93,8         | 94,3         | 93,4         | 93,8         | full time    |
| skrajšani delovni čas                      | (5)        | (7)        | (6)        | (7)        | (6)        | (4,9)                      | (6,2)        | (5,7)        | (6,6)        | (6,2)        | part time    |
| Storitvene dejavnosti                      | 291        | 287        | 286        | 301        | 293        | 100,0                      | 100,0        | 100,0        | 100,0        | 100,0        | Services     |
| polni delovni čas                          | 265        | 256        | 256        | 268        | 265        | 91,1                       | 89,1         | 89,5         | 89,1         | 90,4         | full time    |
| skrajšani delovni čas                      | 26         | 31         | 30         | 33         | 28         | 8,9                        | 10,9         | 10,5         | 10,9         | 9,6          | part time    |

( ) manj natančna ocena (10<=CV<20) / less accurate estimation (10<=CV<20)

**8. Povprečno tedensko število običajno opravljenih delovnih ur delovno aktivnega prebivalstva po sektorjih dejavnosti, po spolu, Slovenija, 2005-2006**

Average hours usually worked per week by persons in employment by sector of activity and sex, Slovenia, 2005-2006

|  | 2005/3      | 2005/4      | 2006/1      | 2006/2      | 2006/3      |              |
|--|-------------|-------------|-------------|-------------|-------------|--------------|
| <b>Skupaj / Total</b>                      |             |             |             |             |             |              |
| <b>Skupaj</b>                              | <b>40,8</b> | <b>40,5</b> | <b>40,4</b> | <b>40,2</b> | <b>40,6</b> | <b>Total</b> |
| Kmetijske dejavnosti                       | 42,9        | 41,5        | 41,4        | 40,9        | 41,3        | Agriculture  |
| Nekmetijske dejavnosti (razen storitvenih) | 41,2        | 41,0        | 40,9        | 40,7        | 41,0        | Industry     |
| Storitvene dejavnosti                      | 40,3        | 39,9        | 39,9        | 39,9        | 40,2        | Services     |
| <b>Moški / Men</b>                         |             |             |             |             |             |              |
| <b>Skupaj</b>                              | <b>41,9</b> | <b>41,7</b> | <b>41,5</b> | <b>41,2</b> | <b>41,5</b> | <b>Total</b> |
| Kmetijske dejavnosti                       | 45,0        | 44,1        | 44,0        | 41,9        | 42,2        | Agriculture  |
| Nekmetijske dejavnosti (razen storitvenih) | 41,8        | 41,5        | 41,4        | 41,3        | 41,6        | Industry     |
| Storitvene dejavnosti                      | 41,3        | 41,2        | 41,2        | 41,1        | 41,2        | Services     |
| <b>Ženske / Women</b>                      |             |             |             |             |             |              |
| <b>Skupaj</b>                              | <b>39,6</b> | <b>39,1</b> | <b>39,0</b> | <b>39,1</b> | <b>39,5</b> | <b>Total</b> |
| Kmetijske dejavnosti                       | 40,5        | 38,4        | 38,1        | 39,7        | 40,1        | Agriculture  |
| Nekmetijske dejavnosti (razen storitvenih) | 39,9        | 39,9        | 39,7        | 39,5        | 39,6        | Industry     |
| Storitvene dejavnosti                      | 39,4        | 38,9        | 38,9        | 38,9        | 39,4        | Services     |

### 9. Brezposelne osebe po trajanju iskanja dela, po spolu, Slovenija, 2005-2006

Unemployed persons by duration of unemployment and sex, Slovenia, 2005-2006

|                          | 1000      |           |           |           |           | Struktura %<br>Structure % |              |              |              |              |                           |
|--------------------------|-----------|-----------|-----------|-----------|-----------|----------------------------|--------------|--------------|--------------|--------------|---------------------------|
|                          | 2005/3    | 2005/4    | 2006/1    | 2006/2    | 2006/3    | 2005/3                     | 2005/4       | 2006/1       | 2006/2       | 2006/3       |                           |
| <b>Skupaj / Total</b>    |           |           |           |           |           |                            |              |              |              |              |                           |
| <b>Brezposelne osebe</b> | <b>65</b> | <b>74</b> | <b>70</b> | <b>61</b> | <b>58</b> | <b>100,0</b>               | <b>100,0</b> | <b>100,0</b> | <b>100,0</b> | <b>100,0</b> | <b>Unemployed persons</b> |
| Manj kot 1 mesec         | (4)       | ((2))     | ((2))     | ((2))     | ((2))     | (6,9)                      | ((2,7))      | ((3,4))      | ((2,8))      | ((3,5))      | Less than 1 month         |
| Od 1 do 5 mesecev        | 18        | 23        | 21        | 14        | 15        | 27,2                       | 30,7         | 29,4         | 22,6         | 26,7         | 1-5 months                |
| Od 6 do 11 mesecev       | 12        | 13        | 13        | 11        | (9)       | 17,9                       | 17,3         | 18,5         | 18,4         | (16,2)       | 6-11 months               |
| Od 12 do 23 mesecev      | 13        | 14        | 14        | 13        | 11        | 19,4                       | 19,3         | 19,6         | 21,0         | 19,3         | 12-23 months              |
| 24 in več mesecev        | 19        | 22        | 20        | 21        | 20        | 28,6                       | 30,0         | 29,1         | 35,2         | 34,4         | 24 and more               |
| <b>Moški / Men</b>       |           |           |           |           |           |                            |              |              |              |              |                           |
| <b>Brezposelne osebe</b> | <b>34</b> | <b>37</b> | <b>30</b> | <b>28</b> | <b>26</b> | <b>100,0</b>               | <b>100,0</b> | <b>100,0</b> | <b>100,0</b> | <b>100,0</b> | <b>Unemployed persons</b> |
| Manj kot 1 mesec         | ((3))     | ((1))     | .         | .         | .         | ((7,6))                    | ((2,9))      | .            | .            | .            | Less than 1 month         |
| Od 1 do 5 mesecev        | (9)       | 12        | (10)      | (6)       | (7)       | (25,3)                     | 31,3         | (31,8)       | (22,6)       | (26,2)       | 1-5 months                |
| Od 6 do 11 mesecev       | (6)       | (7)       | (6)       | (5)       | (4)       | (17,0)                     | (18,0)       | (20,5)       | (16,5)       | (14,5)       | 6-11 months               |
| Od 12 do 23 mesecev      | (7)       | (7)       | (5)       | (5)       | (4)       | (21,3)                     | (19,2)       | (15,7)       | (19,1)       | (16,8)       | 12-23 months              |
| 24 in več mesecev        | (10)      | 11        | (9)       | 11        | (10)      | (28,9)                     | 28,5         | (29,2)       | 38,6         | (39,7)       | 24 and more               |
| <b>Ženske / Women</b>    |           |           |           |           |           |                            |              |              |              |              |                           |
| <b>Brezposelne osebe</b> | <b>31</b> | <b>37</b> | <b>40</b> | <b>33</b> | <b>32</b> | <b>100,0</b>               | <b>100,0</b> | <b>100,0</b> | <b>100,0</b> | <b>100,0</b> | <b>Unemployed persons</b> |
| Manj kot 1 mesec         | ((2))     | .         | ((2))     | .         | ((1))     | ((6,1))                    | .            | ((3,9))      | .            | ((4,1))      | Less than 1 month         |
| Od 1 do 5 mesecev        | (9)       | 11        | 11        | (7)       | (9)       | (29,4)                     | 30,2         | 27,5         | (22,6)       | (27,1)       | 1-5 months                |
| Od 6 do 11 mesecev       | (6)       | (6)       | (7)       | (7)       | (6)       | (18,9)                     | (16,5)       | (17,1)       | (20,1)       | (17,5)       | 6-11 months               |
| Od 12 do 23 mesecev      | (5)       | (7)       | (9)       | (7)       | (7)       | (17,3)                     | (19,5)       | (22,4)       | (22,6)       | (21,2)       | 12-23 months              |
| 24 in več mesecev        | (9)       | 12        | 12        | 11        | (10)      | (28,3)                     | 31,5         | 29,1         | 32,3         | (30,2)       | 24 and more               |

. zelo natančna ocena, vendar različna od nič (CV>=30) / not zero but extremely inaccurate estimation (CV>=30)

(( )) natančna ocena (20<=CV<30) / inaccurate estimation (20<=CV<30)

( ) manj natančna ocena (10<=CV<20) / less accurate estimation (10<=CV<20)

### 10. Neaktivno prebivalstvo, ki ne išče dela, ker meni, da dela ni na voljo, po spolu, Slovenija, 2005-2006

Discouraged workers by sex, Slovenia, 2005-2006

1000

|        | Skupaj<br>Total | Moški<br>Men | Ženske<br>Women |
|--------|-----------------|--------------|-----------------|
| 2005/3 | (8)             | ((2))        | (6)             |
| 2005/4 | (10)            | ((3))        | (6)             |
| 2006/1 | (10)            | (4)          | (6)             |
| 2006/2 | (7)             | ((3))        | (4)             |
| 2006/3 | 11              | (4)          | (6)             |

(( )) natančna ocena (20<=CV<30) / inaccurate estimation (20<=CV<30)

( ) manj natančna ocena (10<=CV<20) / less accurate estimation (10<=CV<20)



**11. Primerjava med podatki o registrirani in anketni brezposelnosti, po spolu, Slovenija, 2005-2006 (nadaljevanje)**  
Comparison between registered and ILO unemployment by sex, Slovenia, 2005-2006 (continued)

|                                  | 1000      |           |           |           |           | Struktura %<br>Structure % |              |              |              |              |                               |
|----------------------------------|-----------|-----------|-----------|-----------|-----------|----------------------------|--------------|--------------|--------------|--------------|-------------------------------|
|                                  | 2005/3    | 2005/4    | 2006/1    | 2006/2    | 2006/3    | 2005/3                     | 2005/4       | 2006/1       | 2006/2       | 2006/3       |                               |
| <b>Skupaj / Total</b>            |           |           |           |           |           |                            |              |              |              |              |                               |
| <b>Anketno brezposelne osebe</b> | <b>65</b> | <b>74</b> | <b>70</b> | <b>61</b> | <b>58</b> | <b>100,0</b>               | <b>100,0</b> | <b>100,0</b> | <b>100,0</b> | <b>100,0</b> | <b>ILO unemployed persons</b> |
| - ki so registrirane             | 51        | 60        | 58        | 47        | 40        | 77,8                       | 80,8         | 81,8         | 76,7         | 70,0         | - registered                  |
| - ki niso registrirane           | 14        | 14        | 13        | 14        | 17        | 22,2                       | 19,2         | 18,2         | 23,3         | 30,0         | - not registered              |
| Registrirane brezposelne osebe   | 91        | 94        | 94        | 87        | 83        | 100,0                      | 100,0        | 100,0        | 100,0        | 100,0        | Registered unemployed persons |
| - ki anketno niso brezposelne    | 40        | 34        | 36        | 41        | 43        | 44,3                       | 36,1         | 38,5         | 46,7         | 51,4         | - not ILO unemployed          |
| <b>Moški / Men</b>               |           |           |           |           |           |                            |              |              |              |              |                               |
| <b>Anketno brezposelne osebe</b> | <b>34</b> | <b>37</b> | <b>30</b> | <b>28</b> | <b>26</b> | <b>100,0</b>               | <b>100,0</b> | <b>100,0</b> | <b>100,0</b> | <b>100,0</b> | <b>ILO unemployed persons</b> |
| - ki so registrirane             | 25        | 30        | 23        | 19        | 19        | 73,4                       | 80,0         | 76,2         | 69,2         | 72,2         | - registered                  |
| - ki niso registrirane           | (9)       | (7)       | (7)       | (9)       | (7)       | (26,6)                     | (20,0)       | (23,8)       | (30,8)       | (27,8)       | - not registered              |
| Registrirane brezposelne osebe   | 41        | 43        | 43        | 39        | 37        | 100,0                      | 100,0        | 100,0        | 100,0        | 100,0        | Registered unemployed persons |
| - ki anketno niso brezposelne    | 16        | 13        | 20        | 20        | 18        | 39,2                       | 31,2         | 47,3         | 50,6         | 49,2         | - not ILO unemployed          |
| <b>Ženske / Women</b>            |           |           |           |           |           |                            |              |              |              |              |                               |
| <b>Anketno brezposelne osebe</b> | <b>31</b> | <b>37</b> | <b>40</b> | <b>33</b> | <b>32</b> | <b>100,0</b>               | <b>100,0</b> | <b>100,0</b> | <b>100,0</b> | <b>100,0</b> | <b>ILO unemployed persons</b> |
| - ki so registrirane             | 26        | 30        | 35        | 27        | 22        | 82,7                       | 81,5         | 85,9         | 83,1         | 68,3         | - registered                  |
| - ki niso registrirane           | (5)       | (7)       | (6)       | (5)       | (10)      | (17,3)                     | (18,5)       | (14,1)       | (16,9)       | (31,7)       | - not registered              |
| Registrirane brezposelne osebe   | 50        | 51        | 50        | 48        | 46        | 100,0                      | 100,0        | 100,0        | 100,0        | 100,0        | Registered unemployed persons |
| - ki anketno niso brezposelne    | 24        | 20        | 16        | 21        | 25        | 48,5                       | 40,2         | 31,0         | 43,4         | 53,2         | - not ILO unemployed          |

( ) manj natančna ocena (10<=CV<20) / less accurate estimation (10<=CV<20)

Vir podatkov o registrirani brezposelnosti: Zavod RS za zaposlovanje

Source for data on registered unemployment: Employment Service of Slovenia

**12. Registrirane brezposelne osebe, ki anketno niso brezposelne, po statusih ankete o delovni sili, po spolu, 2005-2006 (struktura)**  
Registered unemployed persons, not ILO unemployed by LFS status and sex, Slovenia, 2005-2006 (structure) %

|   | 2005/3       | 2005/4       | 2006/1       | 2006/2       | 2006/3       |   |
|---|--------------|--------------|--------------|--------------|--------------|---|
| <b>Skupaj / Total</b>   |              |              |              |              |              |   |
| <b>Registrirane brezposelne osebe,</b><br>ki anketno niso brezposelne | <b>100,0</b> | <b>100,0</b> | <b>100,0</b> | <b>100,0</b> | <b>100,0</b> | <b>Registered unemployed persons,</b><br>not ILO unemployed |
| Delovno aktivni prebivalci  | (15,3)       | (19,7)       | (15,9)       | 18,5         | (13,5)       | Persons in employment                                       |
| Neaktivni prebivalci  | 84,7         | 80,3         | 84,1         | 81,5         | 86,5         | Inactive persons  |
| - v zadnjih 4 tednih niso iskali dela                                 | 77,2         | 76,3         | 79,2         | 75,6         | 78,3         | - have not been actively seeking work in the last 4 weeks   |
| - niso pripravljeni sprejeti dela v naslednjih 2 tednih               | ((7,5))      | ((3,9))      | ((4,9))      | (6,0)        | (8,2)        | - can not accept job in the next 2 weeks                    |
| <b>Moški / Men</b>  |              |              |              |              |              |   |
| <b>Registrirane brezposelne osebe,</b><br>ki anketno niso brezposelne | <b>100,0</b> | <b>100,0</b> | <b>100,0</b> | <b>100,0</b> | <b>100,0</b> | <b>Registered unemployed persons,</b><br>not ILO unemployed |
| Delovno aktivni prebivalci  | (18,0)       | (18,8)       | (14,9)       | (18,9)       | (15,6)       | Persons in employment                                       |
| Neaktivni prebivalci  | 82,0         | 81,2         | 85,1         | 81,1         | 84,4         | Inactive persons  |
| - v zadnjih 4 tednih niso iskali dela                                 | 74,9         | 76,5         | 79,3         | 75,3         | 76,4         | - have not been actively seeking work in the last 4 weeks   |
| - niso pripravljeni sprejeti dela v naslednjih 2 tednih               | ((7,1))      | ((4,7))      | ((5,8))      | ((5,7))      | ((8,1))      | - can not accept job in the next 2 weeks                    |
| <b>Ženske / Women</b>   |              |              |              |              |              |   |
| <b>Registrirane brezposelne osebe,</b><br>ki anketno niso brezposelne | <b>100,0</b> | <b>100,0</b> | <b>100,0</b> | <b>100,0</b> | <b>100,0</b> | <b>Registered unemployed persons,</b><br>not ILO unemployed |
| Delovno aktivni prebivalci  | (12,8)       | (20,4)       | (16,8)       | (17,9)       | ((11,5))     | Persons in employment                                       |
| Neaktivni prebivalci  | 87,2         | 79,6         | 83,2         | 82,1         | 88,5         | Inactive persons  |
| - v zadnjih 4 tednih niso iskali dela                                 | 79,4         | 76,2         | 79,2         | 75,8         | 80,2         | - have not been actively seeking work in the last 4 weeks   |
| - niso pripravljeni sprejeti dela v naslednjih 2 tednih               | ((7,8))      | .            | ((4,0))      | ((6,3))      | ((8,3))      | - can not accept job in the next 2 weeks                    |

. zelo nenatančna ocena, vendar različna od nič (CV>=30) / not zero but extremely inaccurate estimation (CV>=30)

(( )) nenatančna ocena (20<=CV<30) / inaccurate estimation (20<=CV<30)

( ) manj natančna ocena (10<=CV<20) / less accurate estimation (10<=CV<20)



**13. Osebe po statusu v predhodni anketi, Slovenija, 2006/2 - 2006/3 (struktura)<sup>1)</sup>**  
Persons by status in the previous survey, Slovenia, 2006/2 - 2006/3 (structure)<sup>1)</sup>

%

|                              | Status v 2006/3<br>Status in 2006/3                   |   |  |                         |
|------------------------------|---|---|--|-------------------------|
|                              | Delovno aktivno prebivalstvo<br>Persons in employment | Brezposelne osebe<br>Unemployed persons | Neaktivno prebivalstvo<br>Inactive persons |                         |
| <b>Status v 2006/2</b>       |   |   |  | <b>Status in 2006/2</b> |
| <b>Skupaj / Total</b>        |   |   |  |                         |
| <b>Skupaj</b>                | <b>100,0</b>  | <b>100,0</b>                            | <b>100,0</b>                               | <b>Total</b>            |
| Delovno aktivno prebivalstvo | 92,2  | 18,1                                    | 6,9  | Persons in employment   |
| Brezposelne osebe            | 1,5   | 57,7                                    | 2,6  | Unemployed persons      |
| Neaktivno prebivalstvo       | 6,3   | 24,2                                    | 90,5                                       | Inactive persons        |
| <b>Moški / Men</b>           |   |   |  |                         |
| <b>Skupaj</b>                | <b>100,0</b>  | <b>100,0</b>                            | <b>100,0</b>                               | <b>Total</b>            |
| Delovno aktivno prebivalstvo | 92,9  | 22,0                                    | 7,7  | Persons in employment   |
| Brezposelne osebe            | 1,5   | 49,5                                    | 2,9  | Unemployed persons      |
| Neaktivno prebivalstvo       | 5,6   | 28,4                                    | 89,4                                       | Inactive persons        |
| <b>Ženske / Women</b>        |   |   |  |                         |
| <b>Skupaj</b>                | <b>100,0</b>  | <b>100,0</b>                            | <b>100,0</b>                               | <b>Total</b>            |
| Delovno aktivno prebivalstvo | 91,4  | 15,1                                    | 6,3  | Persons in employment   |
| Brezposelne osebe            | 1,5   | 64,0                                    | 2,3  | Unemployed persons      |
| Neaktivno prebivalstvo       | 7,1   | 20,9                                    | 91,4                                       | Inactive persons        |

1) Vključene so le osebe, ki so sodelovale v anketi v obeh četrtletjih. Odstotki so izračunani iz neutuženih podatkov.  
Only persons who took part in the survey in both quarters are included. Percentages are calculated from unweighted data.

**OZNAKE:**

. zelo nenatančna ocena, vendar različna od nič (CV>=30)  
(()) nenatančna ocena (20<=CV<30)  
() manj natančna ocena (10<=CV<20)  
2006/3 3. četrtletje 2006

**SIGNS:**

. Not zero but extremely inaccurate estimation (CV>=30)  
(()) Inaccurate estimation (20<=CV<30)  
() Less accurate estimation (10<=CV<20)  
2006/3 3<sup>rd</sup> quarter 2006

**METODOLOŠKA POJASNILA****Namen Ankete o delovni sili**

Anketa o delovni sili je najboljše uradno anketiranje gospodinjstev v Sloveniji. Z njo pridobimo podatke o stanju in spremembah na slovenskem trgu dela - o velikosti, strukturi in značilnostih aktivnega in neaktivnega prebivalstva Slovenije.

Anketo o delovni sili izvajamo skladno z navodili Mednarodne organizacije za delo (ILO) - ta so bila sprejeta na 13. konferenci statistikov dela - in skladno z zahtevami Statističnega urada Evropske unije (Eurostata), ki se nanašajo na usklajeno anketo o delovni sili Evropske unije. To nam omogoča primerljivost z drugimi državami, ki izvajajo take ankete, in hkrati tudi časovno primerljivost podatkov s predhodnimi leti.

**Enota opazovanja**

Enota opazovanja so bili posamezniki, ki pretežno živijo v izbranem gospodinjstvu. Gospodinjstvo je vsaka (družinska ali druga) skupnost oseb, ki skupaj stanujejo in skupaj porabljajo svoje dohodke za poravnavanje osnovnih življenjskih potreb (stanovanje, hrana in drugo).

**METHODOLOGICAL EXPLANATIONS****The purpose of the Labour Force Survey**

The Labour Force Survey is the most comprehensive official household survey in Slovenia. It is aimed to collect data on the situation and changes on the Slovenian labour market. It provides data on size, structure and characteristics of the Slovene labour force and inactive population.

The Slovene LFS was carried out in compliance with the International Labour Organisation (ILO) guidelines for labour force statistics, adopted at the 13th International Conference of Labour Statisticians, and with Eurostat requirements which refer to the harmonised EU survey. This enables the comparability of our country with other countries which carry out the LFS and at the same time also the comparability of data with previous LFSs.

**Observation units**

were all individuals usually living in the selected households.

A household is a single person or a group of persons, who live together and share expenses related to common living and eating, etc.





V anketi so bili upoštevani tudi trenutno odsotni člani gospodinjstva brez drugega stalnega ali začasnega bivališča, prav tako tudi dijaki srednjih šol, ki živijo v internatu. Upoštevani pa niso bili posamezniki, ki so živeli v institucijah (vojaki, bolniki, zaporniki ipd.) več kot šest mesecev, študenti, ki med študijem ne živijo doma, in posamezniki, ki stalno ali začasno živijo v tujini.

### Ciljna populacija ankete

Definicija ciljne populacije upošteva merilo stalnega prebivalstva, to je oseb, ki večinoma prebivajo na ozemlju Republike Slovenije. Anketa pokriva samo tisto prebivalstvo, ki živi v individualnih gospodinjstvih. Vir za število prebivalstva je Centralni register prebivalstva (CRP).

### Poročevalsko obdobje

Osebe so vključene med delovno aktivne, brezposelne ali neaktivne osebe glede na njihovo aktivnost **v tednu pred anketiranjem** (od ponedeljka do nedelje).

Anketiranje poteka neprekinjeno celo leto. Morebitna neenakomerna porazdelitev anket v različnih časovnih obdobjih se popravi z uporabo uteži.

### Zbiranje podatkov

Anketa o delovni sili je bila od leta 1993 do 1996 letna in se je izvajala v maju, od aprila 1997 pa poteka nepretrgoma. Podatke objavljamo četrtletno. Anketiranje izvaja približno 50 anketarjev. Njihovo delo poteka na terenu in po telefonu. Vsako gospodinjstvo je anketirano tri zaporedna četrtletja in po enem četrtletju premora še dve zaporedni četrtletji (skupaj torej petkrat). Prvo anketiranje poteka na domu, vsa ponovljena anketiranja pa so telefonska, če je gospodinjstvo opremljeno s telefonom; če ni, ga anketar tudi pri ponovljenih anketiranjih obišče na domu.

### Definicije in pojasnila

**Delovno sposobno prebivalstvo** so vse osebe, stare 15 let in več.

**Delovno aktivno prebivalstvo** so osebe, ki so v zadnjem tednu (od ponedeljka do nedelje) pred anketiranjem opravile kakršno koli delo za plačilo (denarno ali nedenarno), dobiček ali za družinsko blaginjo. Med delovno aktivno prebivalstvo sodijo tudi vse tiste zaposlene ali samozaposlene osebe, ki jih v zadnjem tednu pred anketiranjem ni bilo na delo. Kot delovno aktivne obravnavamo tudi zaposlene osebe, ki so začasni ali trajni presežki, in sicer do prenehanja delovnega razmerja, osebe na porodniškem dopustu ter pomagajoče družinske članke.

*Pomagajoči družinski člani* so osebe, ki formalno niso zaposlene niti samozaposlene, a so v zadnjem tednu pred anketiranjem delale na družinski kmetiji, v družinski obrti, družinskem podjetju ali v kaki drugi obliki družinske pridobitne dejavnosti in za svoje delo praviloma ne prejema rednega plačila.

**Delovno aktivno prebivalstvo s skrajšanim delovnim časom** so osebe, ki običajno delajo manj kot 36 ur na teden.

Med **zaposlene osebe v delovnem razmerju** štejemo osebe, ki so zaposlene v podjetjih ali organizacijah, pri obrtnikih, kmetih, osebah v svobodnih poklicih in pa osebe, ki delajo preko javnih del.

Med **zaposlene osebe, ki opravljajo druge oblike dela**, sodijo tiste osebe, ki opravljajo pogodbeno delo, delajo preko študentskega servisa in delajo za neposredno plačilo.

**Teledelavci** so osebe, ki običajno ali včasih svojo osnovno dejavnost opravljajo doma, v stanovanju, pri čemer uporabljajo osebni računalnik in mobilni telefon, fiksni telefon ali telefaks.

Temporarily absent members of the households without any other habitual residence were also included in the household. Persons living in institutions (army, hospital, prison, etc.) for a total period exceeding six months, students living away from home and persons living permanently or temporarily in other countries were excluded from the survey.

### Scope of the survey

The definition of the target population followed the criterion for the resident population, i.e. all persons whose usual place of residence was on the territory of Slovenia. The survey covered only the population living in private households. The source for the number of population is the Central Population Register.

### Reference period

Persons are included among persons in employment, unemployed or inactive according to their activity **in the week preceding the interview** (from Monday to Sunday).

The survey is carried out continuously through the whole year. Possible disproportionate distribution of surveys in different time periods is corrected with weighting.

### Field operations

The Labour Force Survey was an annual survey from 1993 to 1996 and was carried out in May. From April 1997 it is a continuous survey. Data are published quarterly. The survey is carried out by approximately 50 interviewers. It is implemented face to face and by telephone. Each household is surveyed in 3 consecutive quarters and after a one quarter break in another 2 consecutive quarters (all together 5 times). The first interview is a face-to-face interview at home. All repeated interviews are telephone interviews, if the household has a telephone. If the household doesn't have a telephone, the interviewer visits it at home.

### Basic concepts and definitions

**Working age population** comprises all persons aged 15 years and over.

**Persons in employment** are those who during the last week (from Monday to Sunday) prior to the interview did any work for payment (in cash or kind) or family gain. Persons who were not working but had a job from which they were temporarily absent are also included. The same applies to workers on lay-offs, persons on maternity leave and unpaid family workers.

*Unpaid family workers* are those who were not in paid employment or self-employment during the last week prior to the interview, but did some work on the family farm, in the family enterprise or some other kind of family gainful activity; they normally do not receive regular payment.

**Persons in part-time employment** are those who usually work less than 36 hours per week.

**Employees in labour relation** are those who work in an enterprise or organisation, at an individual private entrepreneur (artisan), at a farmer, at a freelance or via public works.

**Employees performing other forms of work** are those who perform contract work, cash in hand work or who work via a student employment office

**Teleworkers** are persons who usually or sometimes perform their basic activity at home, in a dwelling, by using a personal computer and a mobile phone, a fixed phone or a fax machine.

**Teledelo** je delo, ki ga delavec (teledelavec) opravlja doma, v stanovanju. Če to delo opravlja vsaj 8 ur tedensko, gre za **redno teledelo**. Če pa to delo opravlja do 7 ur tedensko, gre za **dopolnilno teledelo**.

**Podzaposlene osebe** so osebe, ki običajno delajo manj kot 36 ur na teden, želele pa bi delati več ur tedensko, kot običajno delajo, in so pripravljene sprejeti več dela v naslednjih dveh tednih (v okviru sedanjega dela, z dodatnim delom ali z drugim osnovnim delom).

**Brezposelne osebe** so osebe, ki v zadnjem tednu pred anketiranjem:

- niso delale (niso bile zaposlene ali samozaposlene in niso opravile nikakršnega dela za plačilo), vendar
- aktivno iščejo delo (v zadnjih štirih tednih so se zglasile na zavodu za zaposlovanje, poslale prošnjo za zaposlitev ipd.) in
- so takoj (v naslednjih dveh tednih) pripravljene sprejeti delo.

Med brezposelne osebe štejemo tudi tiste, ki so že našle delo, vendar ga bodo začele opravljati po anketiranju.

**Aktivno prebivalstvo** sestavljajo delovno aktivni prebivalci in brezposelne osebe skupaj.

**Neaktivno prebivalstvo** so osebe, stare 15 let in več, ki niso razvrščene med delovno aktivno prebivalstvo ali brezposelne osebe.

**Stopnja aktivnosti** je odstotni delež aktivnega prebivalstva v delovno sposobnem prebivalstvu.

**Stopnja delovne aktivnosti** je odstotni delež delovno aktivnega prebivalstva v delovno sposobnem prebivalstvu.

**Stopnja brezposelnosti** je odstotni delež brezposelnih oseb v aktivnem prebivalstvu.

#### Metodološke razlike med registrskimi in anketnimi podatki o delovno aktivnem prebivalstvu

Registrski in anketni podatki se med seboj razlikujejo glede na:

- **vir**. Registrski podatki temeljijo na Statističnem registru delovno aktivnega prebivalstva, anketni pa na Anketi o delovni sili. Pri registrskih podatkih gre za popolno zajetje, rezultati Ankete o delovni sili pa so ocene, ki temeljijo na statističnem vzorcu.
- **poročevalsko obdobje**. Registrske podatke zajemamo mesečno, in sicer po stanju na zadnji dan v mesecu, anketni podatki pa se nanašajo na aktivnost anketirane osebe v tednu pred anketiranjem (od ponedeljka do nedelje).
- **obdobje opazovanja**. Registrski podatki se zajemajo zadnji dan v mesecu, Anкета o delovni sili pa se izvaja četrtletno.
- **kategorije, vključene v delovno aktivno prebivalstvo**. V registrskih podatkih so upoštevane le zaposlene osebe s pogodbami o zaposlitvi, po Anketi o delovni sili pa štejemo med delovno aktivno prebivalstvo tudi pomagajoče družinske člane in osebe, ki delajo po pogodbah o delu, avtorskih pogodbah ali za neposredno plačilo, skratka osebe, ki so v zadnjem tednu (od ponedeljka do nedelje) pred anketiranjem opravile kakršno koli delo za plačilo (denarno ali nedenarno), dobiček ali družinsko blaginjo.
- **objavljanje rezultatov**. Registrske in anketne podatke o delovno aktivnem prebivalstvu objavljamo v dveh ločenih publikacijah, in sicer registrske mesečno v publikaciji Aktivno prebivalstvo, anketne pa četrtletno v publikaciji Aktivno prebivalstvo (po Anketi o delovni sili). Oba omenjena naslova sodita v podzbirko Trg dela, ta pa v zbirko Statistične informacije.

#### Metodološke razlike med registrskimi in anketnimi podatki o brezposelnih osebah

**Telework** is work performed by a worker (teleworker) at home, in dwelling. If teleworkers work 8 hours or more per week, this is **regular telework**. If they work up to 7 hours per week, this is **supplementary work**.

**Underemployed persons** are those who usually work less than 36 hours per week but would like to work more and are prepared to accept more work in the next two weeks (within their present work, with additional work or with other work).

**Unemployed persons** are those who during the last week prior to the interview:

- did not work (not in paid employment or self-employment and did not do any paid work);
- were actively seeking work (specific steps were taken in the past four weeks to seek paid employment or self-employment);
- were currently available for work (within two weeks).

Persons who had found a job to start later are also included among unemployed persons.

**The labour force** are persons in employment and unemployed persons.

**Inactive persons** are those, aged 15 years and over, who are not classified as persons in employment or as unemployed persons.

**Activity rate** represents the labour force as a percentage of the working age population.

**Employment/population ratio** represents persons in employment as a percentage of the working age population.

**Unemployment rate** represents unemployed persons as a percentage of the labour force.

#### Methodological differences between register data and data obtained by statistical surveys of persons in employment

Register data and data obtained by statistical surveys differ regarding:

- **source**: register data are based on Statistical Register of Employment while survey data are obtained by the Labour Force Survey. In register data we have full coverage while Labour Force Survey results are estimates based on the statistical sample.
- **reporting period**: register data are extracted on the last day of the month while survey data refer to the activity of the respondent in the week before the interview (from Monday to Sunday).
- **observation period**: register data are extracted on the last day of the month while the Labour Force Survey is carried out quarterly.
- **categories included in persons in paid employment**: register data cover only persons in paid employment with employment contracts while the Labour Force Survey also covers unpaid family workers and persons working under contracts for work or for direct payment, i.e. persons who in the week (from Monday to Sunday) before the interview performed any work for payment (in money or in kind), profit or family gain.
- **publication**: register and survey data are published in two separate issues of Rapid Reports. Register data are published monthly in Rapid Reports: Labour Force while survey data are published quarterly in Rapid Reports: Labour Force Survey results.

#### Methodological differences between register data and data obtained by statistical surveys of unemployed persons

Registrski in anketni podatki se med seboj razlikujejo glede na:

- **vir.** Registrske podatke dobimo iz Registra brezposelnih oseb z Zavoda RS za zaposlovanje, anketne pa na podlagi Ankete o delovni sili. Pri registrskih podatkih gre za popolno zajetje, rezultati Ankete o delovni sili pa so ocene, ki temeljijo na statističnem vzorcu.
- **poročevalsko obdobje.** Registrske podatke zajemamo po stanju na zadnji dan v mesecu, anketni podatki pa se nanašajo na aktivnost anketirane osebe v tednu pred anketiranjem (od ponedeljka do nedelje).
- **obdobje opazovanja.** Registrske podatke zajemamo mesečno, po stanju na zadnji dan v mesecu, Anketa o delovni sili pa se izvaja četrletno.
- **definicijo brezposelne osebe.** Registrirana brezposelna oseba je oseba, ki je prijavljena na zavodu za zaposlovanje in ki ustreza vsem merilom brezposelnosti, določenim s strani zavoda za zaposlovanje. Brezposelna oseba po Anketi o delovni sili je oseba, ki v zadnjem tednu (od ponedeljka do nedelje) pred anketiranjem ni delala niti eno uro za plačilo (denarno ali nedenarno), dobiček ali družinsko blaginjo, vendar v zadnjih štirih tednih aktivno išče delo in ga je v dveh tednih tudi pripravljena sprejeti. Med brezposelne osebe sodijo tudi tiste, ki so že našle delo, pa ga bodo začele opravljati v dveh tednih po anketiranju.
- **objavljanje rezultatov.** Registrske in anketne podatke o brezposelnih osebah objavljamo v dveh ločenih publikacijah, in sicer registrske mesečno v publikaciji Aktivno prebivalstvo, anketne pa četrletno v publikaciji Aktivno prebivalstvo (po Anketi o delovni sili). Obe omenjeni publikaciji sodita v podzbirko Trg dela, ta pa v zbirko Statistične informacije.

Register data and data obtained by statistical surveys differ regarding:

- **source:** register data are obtained from the Register of Unemployed Persons, which is kept by the Employment Service of Slovenia, while survey data are obtained by the Labour Force Survey. In register data we have full coverage while Labour Force Survey results are estimates based on the statistical sample.
- **reporting period:** register data are extracted on the last day of the month while survey data refer to the activity of the respondent in the week before the interview (from Monday to Sunday).
- **observation period:** register data are extracted on the last day of the month while the Labour Force Survey is carried out quarterly.
- **definitions of unemployed persons:** registered unemployed persons are persons who are registered by the employment office and fulfil all criteria defined by the employment office. According to the Labour Force Survey unemployed persons are persons who in the week (from Monday to Sunday) before the interview did not perform any work for payment (in money or in kind), profit or family gain but have been actively seeking work in the last four weeks before the interview and are prepared to accept it in two weeks. Unemployed persons are also those who found work and will start working shortly after the interview.
- **publication:** register and survey data are published in two separate issues of Rapid Reports. Register data are published monthly in Rapid Reports: Labour Force while survey data are published quarterly in Rapid Reports: Labour Force Survey results.

#### Uporabljeni klasifikaciji:

- Standardna klasifikacija dejavnosti
- Standardna klasifikacija poklicev.

#### Classifications used:

- Slovenian Standard Classification of Activities, comparable to NACE Rev.1;
- Slovenian Standard Classification of Occupations, comparable to ISCO-88.

Vsi deleži in stopnje v tabelah so izračunani iz nezaokroženih podatkov.

All shares and rates in the tables are calculated from raw data.

#### Vzorec

Rezultati Ankete o delovni sili so ocene, ki temeljijo na verjetnostnem vzorcu in so zato podvržene vzorčnim napakam.

Anketa o delovni sili 2006 je rotirajoča panelna anketa, izvajamo jo nepretrgano skozi celotno leto. Vsako gospodinjstvo je anketirano petkrat, po rotacijskem modelu 3-1-2 (gospodinjstva so anketirana tri zaporedna četrletja, potem so za eno četrletje izključena, nato pa so v anketo vključena še v preostalih dveh četrletjih). Panelni del obsega štiri petine celotnega vzorca, vključuje pa gospodinjstva, ki so bila v anketo prvič vključena v drugem in tretjem četrletju leta 2005 ter v prvem in drugem četrletju leta 2006. Gospodinjstva, ki so bila v anketo prvič vključena v tretjem četrletju leta 2006, pa sestavljajo novi del vzorca.

Vzorčni načrt je stratificiran enostaven slučajen. V panelnem delu je bilo v anketo vključenih 4901 gospodinjstev, v novem delu pa 2170. Stratumska razmestitev je bila sorazmerna glede na populacijsko razdelitev po statističnih regijah in tipu naselja.

#### The sample

Labour Force Survey results are estimates based on the probability sample and are subject to sampling errors.

The 2006 Labour Force Survey is a rotating panel survey conducted continuously through the year. Each household is interviewed five times according to the rotation pattern 3-1-2 (households are interviewed for three consecutive quarters, excluded for one quarter, and included in the survey for another two consecutive quarters). The panel part represents four fifths of the sample and includes households which were selected for the first time in the second and third quarter of 2005 and in the first and second quarter of 2006. Households included in the survey for the first time in the third quarter of 2006 represent the new part of the sample.

A stratified simple random sample is used. In the panel part there are 4,901 households and in the new part there are 2,170 households. Stratum allocation is proportional to population distribution by statistical regions and type of settlement.



Zbrani podatki so bili uteženi, in sicer zaradi

- i) neenake verjetnosti izbora gospodinijstev,
  - ii) manjkajočih odgovorov (neodgovorov),
- potem pa stratificirani po statističnih regijah (12 skupin), starostnih skupinah (8 skupin) in spolu.

Celotna stopnja neodgovora je znašala 16,3 % (v prejšnjem četrtnem letu 16,8 %), stopnja zavračanja pa je znašala 9,3 % (v prejšnjem četrtnem letu 10,4 %). Stopnja neodgovora v novem delu vzorca je znašala 24,3 % (v prejšnjem četrtnem letu 24,5 %), stopnja zavračanja pa 10,9 % (v prejšnjem četrtnem letu 12,8 %). V panelnem delu sta bili stopnji 12,9 % oz. 8,6 % (v prejšnjem četrtnem letu 13,6 % oz. 9,4 %), v telefonskem anketiranju 13,1 % oz. 8,8 % ter pri osebni anketiranju v panelnem delu 9,2 % oz. 5,0 %.

Vzorčne napake smo ocenili za ključne spremenljivke. Interval zaupanja za stopnjo anketne brezposelnosti je pri običajnem 5-odstotnem tveganju (5,0-6,1 %), za stopnjo delovne aktivnosti (55,4-57,3 %), pri številu delovno aktivnih prebivalcev pa (955 000 – 992 000).

Collected data are weighted for:

- i) unequal probability of selection and
  - ii) non-response,
- and post-stratified according to statistical regions (12 groups), age groups (8 groups) and sex.

The overall non-response rate is 16.3% (in the previous quarter 16.8%) and the refusal rate is 9.3% (in the previous quarter 10.4%). In the new part of the sample the non-response rate is 24.3% (in the previous quarter 24.5%) and the refusal rate is 10.9% (in the previous quarter 12.8%). In the panel part of the sample the rates are 12.9% and 8.6% (in the previous quarter 13.6% and 9.4%), in the telephone interviewing the rates are 13.1% and 8.8%, and in the face-to-face interviewing of the panel part of the sample 9.2% and 5.0%.

The sampling errors were estimated for the key variables. For the ILO unemployment rate the standard 95% confidence interval equals (5.0–6.1%), for the employment/population ratio (55.4–57.3%) and for the number of persons in employment (955,000–992,000).

Sestavili / Prepared by: Irena Svetin, Katja Rutar

Izdaja, založba in tisk Statistični urad Republike Slovenije, Ljubljana, Vožarski pot 12 - **Uporaba in objava podatkov dovoljena le z navedbo vira** - Odgovarja generalna direktorica mag. Irena Križman - Urednica zbirke Statistične informacije Marina Urbas – Urednica podzbirke Tatjana Novak - Slovensko besedilo jezikovno uredila Ivanka Zobec - Angleško besedilo jezikovno uredil Boris Panič - Naklada 140 izvodov - ISSN zbirke Statistične informacije 1408-192X - ISSN podzbirke Trg dela 1408-8886 - Informacije daje Informacijsko središče, tel.: (01) 241 51 04 - El. pošta: info.stat@gov.si - <http://www.stat.si>

Edited, published and printed by the Statistical Office of the Republic of Slovenia, Ljubljana, Vožarski pot 12 - **These data can be used provided the source is acknowledged** - Director-General Irena Križman - Rapid Reports editor Marina Urbas – Subject-matter editor Tatjana Novak - Slovene language editor Ivanka Zobec - English language editor Boris Panič - Total print run 140 copies - ISSN of Rapid Reports 1408-192X - ISSN of subcollection Labour market 1408-8886 - Information is given by the Information Centre of the Statistical Office of the Republic of Slovenia, tel.: +386 1 241 51 04 - E-mail: info.stat@gov.si - <http://www.stat.si>