



12 SOCIALNA ZAŠČITA
SOCIAL PROTECTION

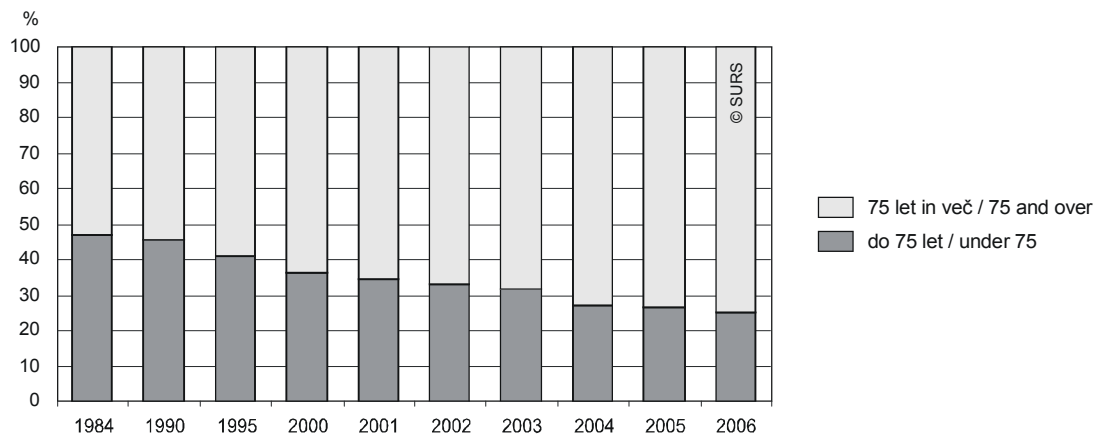
št./No 1

JAVNI SOCIALNOVARSTVENI ZAVODI, SLOVENIJA, 2006
PUBLIC SOCIAL WELFARE INSTITUTIONS, SLOVENIA, 2006

- ▶ V letu 2006 je bilo v Sloveniji 69 domov za starejše (med temi 13 s koncesijo). V njih je bivalo 13 699 oskrbovancev. Prevladovale so osebe, stare 80 let ali starejše (56,3 %). Najpogostejši razlog za sprejem v dom je bila njihova starost, in sicer za 66,8 % oseb, vendar je bilo med njimi 84,3 % tudi bolnih. V opazovanem letu je bilo za sprejem v te domove oddanih 22 975 prošelj. Pozitivno so jih rešili 18,8 %.
- ▶ V letu 2006 je bilo v Sloveniji 6 posebnih socialnovarstvenih zavodov in 8 enot za posebne oblike varstva odraslih, ki delujejo kot posebne enote znotraj domov za starejše ali kot njihove dislocirane enote.
- ▶ Skupaj je tako v teh ustanovah bivalo 2 590 oskrbovancev (od teh v osmih posebnih enotah 925).
- ▶ Oskrbovance posebnih enot v okviru domov za starejše smo v prikazih podatkov do vključno leta 2003 upoštevali pri domovih za starejše. Zaradi te spremembe v popisu se je spremenila številčna razporeditev oskrbovancev in poročevalskih enot: pri posebnih socialnovarstvenih zavodih se je število oskrbovancev in število poročevalskih enot zato povečalo, pri domovih za starejše pa se je število oskrbovancev zato zmanjšalo.
- ▶ Vsi oskrbovanci v posebnih socialnovarstvenih zavodih in posebnih enotah so bili bolni. Med temi je bilo 90,7 % motenih v duševnem, 5,5 % pa v telesnem razvoju. V opazovanem letu so bile za sprejem v take domove oz. oddelke oddane 1 303 prošnje. Pozitivno so jih rešili slabo tretjino.
- ▶ V 30 samostojnih varstveno-delovnih centrih in v 21 enotah varstveno-delovnih centrov v sestavi drugih zavodov ter v 19 varstveno-delovnih centrih s koncesijo je bivalo 2 587 oskrbovancev oz. za 4,0 % manj kot leto prej. Prevladovali so oskrbovanci z zmerno motnjo v duševnem razvoju (59,2 %). Večina jih stanuje doma s starši (64,1 %) in ti jih dnevno vozijo v varstvo in zaposlitev.
- ▶ In 2006 there were 69 old people's homes in Slovenia (13 of them licensed ones). There were 13,699 people in care in these institutions. Most of them were over 80 years old (56.3%). In most cases the reason for admission was old age (66.8%); however, 84.3% of those people were also sick. There were 22,975 applications for admission in 2006, but only 18.8% of them were accepted.
- ▶ In 2006 there were 6 special social welfare institutions and 8 units providing special care for adults operating as special units within old people's homes.
- ▶ These institutions were taking care of 2,590 people (of these 925 in the eight special units).
- ▶ Until 2003 people in care in special units of old people's homes were counted together with people in old people's homes. The above-mentioned change brought about the change in the distribution of people in care and reporting units: in special social welfare institutions the number of people in care and reporting units increased, while in old people's homes the number of people in care decreased.
- ▶ All people in care in special social welfare institutions and special units were sick, of those 90.7% had mental problems and 5.5% had physical problems. There were 1,303 applications for admission in 2006, but less than a third of them were accepted.
- ▶ There were 2,587 protégés in 30 independent centres for protection and training, in 21 units of these centres at other institutions, and in 19 licensed centres for protection and training, which is 4.0% more than a year before. Protégés who had moderate mental problems prevailed (59.2%). Most of them live at home with their parents (64.1%) and are transported daily to centres for protection and training.

Slika 1: Oskrbovanci domov za starejše po starosti, Slovenija, 1984–2006

Chart 1: People in care in old people's homes by age, Slovenia, 1984–2006



1 JAVNI SOCIALNOVARSTVENI ZAVODI, SLOVENIJA PUBLIC SOCIAL WELFARE INSTITUTIONS, SLOVENIA

1.1 Domovi za starejše, posebni socialnovarstveni zavodi in varstveno-delovni centri, 1990 - 2006

Old people's homes, special social welfare institutions and centres for protection and training, 1990 - 2006

Leto Year	Domovi za starejše Old people's homes			Posebni socialnovarstveni zavodi ¹⁾ Special social welfare institutions ¹⁾			Varstveno-delovni centri ²⁾ Centres for protection and training ²⁾		
	domovi institutions	oskrbovanci skupaj people in care total	delež žensk share of women	zavodi institutions	oskrbovanci skupaj people in care total	delež žensk share of women	centri institutions	oskrbovanci skupaj people in care total	delež žensk share of women
1990	53	11 260	67,6	3	1 003	52,7
1995	47	10 757	71,5	6	1 602	49,3	39	1 427	46,3
1996	48	11 057	72,5	6	1 613	49,8	39	1 552	45,7
1997	47	11 500	71,8	7	1 702	49,7	39	1 648	46,2
1998	48	11 645	72,0	7	1 685	49,7	44	1 880	46,0
1999	50	11 951	72,2	7	1 679	49,3	44	1 947	45,5
2000	49	11 905	72,3	7	1 690	49,3	40	1 976	45,0
2001	55	12 346	72,6	7	1 713	49,0	43	2 158	45,3
2002	58	13 051	72,9	7	1 706	49,3	44	2 265	44,8
2003	61	13 498	73,0	7	1 697	49,0	45	2 463	44,4
2004	63	13 098	74,1	15	2 746	52,9	74 ²⁾	2 557	44,8
2005	68	13 641	74,1	14	2 674	52,7	78	2 695	44,7
2006	69	13 699	74,6	14	2 590	51,2	70	2 587	44,8

1) V letu 2004, 2005 in 2006 smo oskrbovancem šestih posebnih socialnovarstvenih zavodov prišteli še oskrbovance osmih enot za posebne oblike varstva odraslih, ki delujejo kot posebne enote znotraj domov za starejše oz. kot njihove dislocirane enote. Oskrbovance teh osmih enot smo do vključno leta 2003 popisovali pri domovih za starejše oz. kombiniranih socialnovarstvenih zavodih. Ta sprememba v razvrščanju enot pri popisu je povzročila, da se je povečalo število oskrbovancev in število poročevalskih enot pri posebnih socialnovarstvenih zavodih, zmanjšalo pa število oskrbovancev pri domovih za starejše.

In 2004, 2005 and 2006 we added people in care in eight units of old people's homes providing special forms of care for mentally and physically handicapped adults to six special social welfare institutions. Until 2003 people in care in special units of old people's homes were counted together with people in old people's homes or combined social welfare institutions. This change in classification brought about an increase in the number of people in care and reporting units in special social welfare institutions and a decrease in the number of people in care in old people's homes.

2) Prikazani so samostojni varstveno-delovni centri, varstveno-delovni centri s koncesijo ter enote varstveno-delovnih centrov v sestavi drugih zavodov.
Independent centres for protection and training, licensed centres for protection and training, and units of centres for protection and training at other institutions.

2 DOMOVI ZA STAREJŠE, SLOVENIJA, 2006 OLD PEOPLE'S HOMES, SLOVENIA, 2006

2.1 Oskrbovanci po spolu in starostnih skupinah People in care by sex and age groups

	Skupaj Total	Starostne skupine Age groups								
		do 39 let under 39 years	40-49	50-59	60-64	65-69	70-74	75-79	80 +	
Domovi za starejše										Old people's homes
Skupaj	13 699	32	125	537	438	813	1 474	2 566	7 714	Total
Moški	3 478	12	72	340	237	412	572	709	1 124	Men
Ženske	10 221	20	53	197	201	401	902	1 857	6 590	Women

2.2 Oskrbovanci po razlogih, zaradi katerih so bili sprejeti People in care by reasons for their admission

	Skupaj Total	Starost Age		Neurejene stano- vanjske razmere Unsettled housing conditions	Neurejene družinske razmere Unsettled family conditions	Hujša obolenja Serious illnesses		Drugo Other	
		zdravi healthy	bolni sick			duševna mental	telesna physical		
Domovi za starejše									Old people's homes
Skupaj	13 699	1 437	7 709	508	442	1 244	1 773	586	Total
Moški	3 478	358	1 738	219	172	359	466	166	Men
Ženske	10 221	1 079	5 971	289	270	885	1 307	420	Women



2.3 Oskrbovanci po kategorijah oskrbe People in care by categories of care

	Skupaj Total	Oskrbovanci po kategorijah oskrbe ¹⁾ People in care by categories of care ¹⁾				
		I. kategorija 1 st category	II. kategorija 2 nd category	III. kategorija 3 rd category	IV. kategorija 4 th category	
Domovi za starejše	13 699	4 136	2 803	5 427	1 333	Old people's homes

- 1) V I. kategoriji so oskrbovanci, ki zaradi starosti ali drugih razlogov, ki spremljajo starost, v celoti niso sposobne za samostojno življenje in potrebujejo delno neposredno osebno pomoč.
1st category includes people in care who, because of age or other reasons which accompany it entirely, aren't capable of independent life and need direct personal help.
- V II. kategoriji so oskrbovanci z zmernimi starostnimi in zdravstvenimi težavami, ki potrebujejo delno neposredno osebno pomoč.
2nd category includes people in care with moderate age and health problems who require partial direct personal help.
- V III. kategoriji so oskrbovanci z zahtevnejšimi starostnimi in zdravstvenimi težavami, ki v celoti potrebujejo neposredno osebno pomoč.
3rd category includes people in care with severe age and health problems who entirely require direct personal help.
- V IV. kategoriji so oskrbovanci z dolgotrajnimi težavami v duševnem zdravju, ki zaradi starostne demence ali sorodnih stanj potrebujejo delno ali popolno osebno pomoč in nadzor.
4th category includes people in care with long-term problems in mental health who because of dementia or similar conditions need partial or entire personal help and supervision.

2.4 Oskrbovanci po načinu plačevanja oskrbnine People in care by mode of payment for care

	Skupaj Total	Način plačevanja oskrbnine Mode of payment for care							
		oskrbovanec sam people in care themselves	svojci v celoti relatives	oskrbovanec, svojci people in care, relatives	oskrbovanec, občina people in care, municipality	svojci, občina relatives, municipality	oskrbovanec, svojci, občina people in care, relatives, municipality	občina v celoti municipality	
Domovi za starejše	13 699	4 884	1 555	4 252	2 296	75	292	345	Old people's homes

2.5 Zdravstveno in negovalno osebje za storitve zdravstvenega varstva Health care personnel

	Skupaj Total	Zdravstveno in negovalno osebje Health care personnel							
		zdravniki doctors	medicinske sestre hospital nurses	organizatorji organisers of health care	fizioterapevti physiotherapists	delovni terapevti work therapists	bolničarji nurses	strezniki attendants	
Domovi za starejše									Old people's homes
Skupaj	3 415	2	1 273	73	112	100	1 463	308	84
Moški	183	1	75	3	11	2	82	5	4
Ženske	3 232	1	1 198	70	101	98	1 381	303	80
									Total
									Men
									Women

2.6 Osebje za storitve socialnega varstva Social welfare personnel

	Skupaj Total	Osebje socialne in osnovne oskrbe po programih Social welfare personnel by programmes				
		varstvo ¹⁾ care ¹⁾	posebne oblike varstva ²⁾ special forms of care ²⁾	bivanje in prehrana board and food	uradniki administrative workers and others	
Domovi za starejše						Old people's homes
Skupaj	2 927	580	98	1 837	412	Total
Moški	380	17	3	315	45	Women
Ženske	2 547	563	95	1 522	367	Men

- 1) Osebje za varstvo so strezniki.
Care personnel are attendants.
- 2) Osebje za posebne oblike varstva so socialni delavci.
Special forms of care personnel are social workers.

3 POSEBNI SOCIALNOVARSTVENI ZAVODI, SLOVENIJA, 2006 SPECIAL SOCIAL WELFARE INSTITUTIONS, SLOVENIA, 2006

3.1 Oskrbovanci po spolu in starostnih skupinah People in care by sex and age groups

	Skupaj Total	Starostne skupine Age groups									
		pod 30 let under 30 years	30 - 39	40-49	50-59	60-64	65-69	70-74	75-79	80 +	
Skupaj	2 590	39	180	380	590	230	252	247	232	440	Total
Moški	1 265	26	119	224	360	121	139	109	82	85	Men
Ženske	1 325	13	61	156	230	109	113	138	150	355	Women

3.2 Oskrbovanci po zdravstvenem stanju - po stopnjah telesne ali/in duševne prizadetosti People in care by state of health - levels of handicap

	Skupaj Total	Oskrbovanci z motnjami v duševnem zdravju, s težavami v duševnem razvoju ter s senzornimi in gibalnimi motnjami People in care with mental problems, sensory and physical problems							Drugi ²⁾ Other ²⁾	
		z dolgotrajnimi težavami v duševnem razvoju with long-term mental problems	z zmerno motnjo v duševnem razvoju with moderate mental problems	s težjo motnjo v duševnem razvoju with severe mental problems	s težko motnjo v duševnem razvoju with the most severe mental problems	z več motnjami ¹⁾ with more problems ¹⁾	z gibalno ali senzorno oviranostjo with physical and sensory problems			
Skupaj	2 590	925	230	147	121	926	142	99	Total	
Moški	1 265	470	64	69	70	506	49	37	Men	
Ženske	1 325	455	166	78	51	420	93	62	Women	

1) Oskrbovanci z motnjo v duševnem razvoju ter hudimi motnjami vedenja in osebnosti, gibalnimi, senzornimi oviranostmi in poškodbami glave.
People in care with mental problems and severe behavioural and personality problems, with physical and sensory problems and head injuries.

2) Sem sodijo oskrbovanci, ki imajo le somatske bolezni in niso uvrščeni v nobeno od naštetih skupin.
This group includes people in care with somatic illnesses only and are not classified in any of the other mentioned groups.

3.3 Oskrbovanci po načinu plačevanja oskrbnine People in care by the mode of payment for care

Skupaj Total	Način plačevanja oskrbnine v zavodu Mode of payment for care in the institution						
	oskrbovanec sam people in care themselves	svojci v celoti relatives	oskrbovanec, svojci people in care, relatives	oskrbovanec, občina people in care, municipality	svojci, občina relatives, municipality	oskrbovanec, svojci, občina people in care, relatives, municipality	občina v celoti municipality
2 590	317	50	294	1 585	14	69	261

3.4 Zdravstveno in negovalno osebje za storitve zdravstvenega varstva Health care personnel

	Skupaj Total	Zdravstveno in negovalno osebje Health care personnel							
		medicinske sestre hospital nurses	fizioterapevti physio-therapists	delovni terapevti work therapists	varuhi/ negovalci guardians	bolničarji nurses	strežniki attendants	drugi other	
Skupaj	703	313	18	27	9	305	25	6	Total
Moški	75	32	4	2	-	37	-	-	Men
Ženske	628	281	14	25	9	268	25	6	Women

3.5 Osebe za storitve socialnega varstva Social welfare personnel

	Skupaj Total	Osebe socialne in osnovne oskrbe po programih Social welfare personnel by programmes						Uradniki pisarniško poslovanje in drugi Administrative workers and others	
		Varstvo in posebne oblike varstva Care and special forms of care					Skrb za bivanje in prehrano ¹⁾ Board and food ¹⁾		
		strežniki attendants	organizatorji praktičnega pouka organisers of practical lessons	socialni pedagogi social pedagogues	socialni delavci social workers	psihologi psychologists			
Skupaj	694	150	52	7	26	4	328	127	Total
Moški	129	12	14	1	2	0	88	12	Men
Ženske	565	138	38	6	24	4	240	115	Women

1) Med osebe, ki skrbijo za bivanje in prehrano, so všteti receptorji (21), kuharji, kuhinjski pomočniki, servirci (152), ekonomski, vozniki, hišniki (56), šiviljice, likalnice, pralnice, čistilke (99).
Board and food personnel are receptionists (21), cooks, assistant cooks, servers (152), bursars, drivers, caretakers (56), needlewomen, ironers, laundrywomen, cleaning ladies (99).

4 VARSTVENO-DELOVNI CENTRI, SLOVENIJA, 2006 CENTRES FOR PROTECTION AND TRAINING, SLOVENIA, 2006

4.1 Varovanci po spolu in starostnih skupinah (leta) Proteges by sex and age groups (years)

	Skupaj Total	Starostne skupine Age groups					
		18-25	26-35	36-45	46-55	56 +	
Skupaj	2 587	493	1 064	639	295	96	Total
Moški	1 427	267	609	356	152	43	Men
Ženske	1 160	226	455	283	143	53	Women

4.2 Varovanci po stopnjah motenosti Proteges by levels of disturbances

	Skupaj Total	Varovanci Proteges						
		z lažjo motnjo v duševnem razvoju with minor mental problems	z zmerno motnjo v duševnem razvoju with moderate mental problems	s težjo motnjo v duševnem razvoju with severe mental problems	s težko motnjo v duševnem razvoju with the most severe mental problems	z več motnjami ¹⁾ with more problems ¹⁾	z več motnjami ²⁾ with more problems ²⁾	
Skupaj	2 587	198	1 531	218	24	304	312	Total
Moški	1 427	98	827	116	10	171	205	Men
Ženske	1 160	100	704	102	14	133	107	Women

- 1) Z motnjo v duševnem razvoju, pri katerih so prisotne še osebnostne motnje ali težje senzorne motnje.
With mental problems accompanied by personal or severe sensory problems.
- 2) Varovanci, ki imajo prirojene ali pridobljene poškodbe gibalnega aparata, centralnega ali perifernega živčevja.
Protégés who have inborn or acquired motoric injuries and injuries of the central and peripheral nervous system.

4.3 Varovanci po bivalnem okolju

Proteges by residence

	Skupaj Total	Bivanje Residence									Total
		doma s starši at home with parents	s sorodniki oz. z zakonitimi zastopniki with relatives or legal guardians	v drugi družini in another family	v zasebnem varstvu in private care	v domu za starejše oz. v posebnem socialno- varstvenem zavodu in an old people's home or in a special social welfare institution	v stanovanjski skupini in a dwelling community			samostojno z občasno pomočjo independ- ently with occasional protection	
							v zavodu in an institution	v dislocirani enoti zavoda in a branch unit of the institution	samostojno independ- ently		
Skupaj	2 587	1 658	121	41	4	121	323	208	61	50	Total
Moški	1 427	913	82	20	2	58	179	115	34	24	Men
Ženske	1 160	745	39	21	2	63	144	93	27	26	Women

4.4 Varovanci po oblikah varstva v varstveno-delovnih centrih

Proteges by form of care in centres for protection and training

	Skupaj Total	V dnevnem varstvu In day care	Stalno varstvo z nastanitvijo in oskrbo Permanent protection with board and care	Občasno varstvo z nastanitvijo in oskrbo Occasional protection with board and care	Mobilna pomoč na domu Mobile help at home	Total
Skupaj	2 587	1 878	697	5	7	Total

4.5 Zaposleni delavci

Persons in paid employment

	Skupaj Total	Total
Skupaj	914	Total
za storitve socialnega varstva	728	for social welfare services
za storitve zdravstvenega varstva	105	for health care services
za storitve, ki jih plačujejo zavodi za zaposlovanje	81	for services paid for by employment offices

METODOLOŠKA POJASNILA**Namen statističnih raziskovanj**

Namen statističnih raziskovanj, s katerimi spremljamo javne socialnovarstvene zavode, je zbrati osnovne podatke o oskrbovancih, ki živijo v teh ustanovah: o številu oskrbovancev, starosti in zdravstvenem stanju le-teh, o virih njihovih dohodkov, o razlogih, zaradi katerih so bili sprejeti v ustanovo, o načinu plačevanja oskrbnine in še nekatere druge podatke. Zavodi pa sporočajo tudi podatke o svojih zmogljivostih in o zaposlenem osebju.

Enote opazovanja

Zajeti so domovi za starejše, posebni socialnovarstveni zavodi ter varstveno-delovni centri.

Od leta 2003 in dalje so v prikazanih podatkih poleg domov za starejše zajeti tudi kombinirani socialnovarstveni zavodi. Slednje ustanove so prav tako domovi za starejše in nimajo posebnega statusa.

METHODOLOGICAL EXPLANATIONS**Purpose of the statistical survey**

The purpose of statistical surveys on public social welfare institutions is to collect basic data on people in care living in these institutions; i.e. on their number, age and health, on sources of their income, on reasons for their admission, on the mode of payment for care and some other data. Institutions also report on their capacity and personnel.

Observation units

Covered are old people's homes, special social welfare institutions, and centres for protection and training.

Since 2003 we present data on old people's homes together with the data for combined social welfare institutions. The latter are actually old people's homes but do not have a special status.



Vir podatkov

Podatke nam posredujejo domovi za starejše, posebni socialnovarstveni zavodi ter varstveno-delovni centri, in sicer iz svojih evidenc.

Zajetje

Zajetje je popolno.

Definicije in pojasnila

Domovi za starejše opravljajo institucionalno varstvo starejših in s tem nadomeščajo ali dopolnjujejo funkcije doma ali lastne družine (organizirana prehrana in varstvo ter zdravstveno varstvo).

Posebni socialnovarstveni zavodi opravljajo posebne oblike institucionalnega varstva za odrasle duševno in telesno prizadete osebe.

Varstveno-delovni centri opravljajo naloge vodenja in varstva ter vodijo organizirano zaposlitev v posebnih razmerah za duševno in telesno prizadete odrasle osebe.

Objavljanje

Letno:

- Statistični letopis Republike Slovenije
- Statistične informacije. Socialna zaščita. Javni socialnovarstveni zavodi
- Slovenija v številkah

Data source

Data are transmitted by old people's homes, special social welfare institutions, and centres for protection and training.

Coverage

The coverage is complete.

Definitions and explanations

Old people's homes provide institutional care for the aged, with which they substitute or supplement the functions of a home or one's own family (organised nutrition and care, and health care).

Special social welfare institutions provide special forms of institutional care for mentally and physically handicapped adults.

Centres for protection and training provide special training and care for as well as employment of mentally and physically handicapped adults.

Publishing

Annual:

- Statistical Yearbook of the Republic of Slovenia
- Rapid Reports. Social Protection. Public Social Welfare Institutions
- Slovenia in Figures

KOMENTAR

V letu 2006 je bilo v Sloveniji 69 domov za starejše, 6 posebnih socialnovarstvenih zavodov, 8 enot za posebne oblike varstva odraslih, znotraj domov za starejše oz. njihovih dislociranih enot, 30 samostojnih varstveno-delovnih centrov, 21 enot varstveno-delovnih centrov v sestavi drugih zavodov ter 19 varstveno-delovnih centrov s koncesijo.

V domovih za starejše je bivalo 13 699 oskrbovancev, med njimi 74,6 % žensk. Med vsemi oskrbovanci je bilo le 30,2 % takih, ki potrebujejo delno neposredno osebno pomoč. Zmerne starostne in zdravstvene težave je imelo 20,5 % oskrbovancev, hude starostne in zdravstvene težave pa 49,3 % oskrbovancev; ti so v celoti potrebovali neposredno osebno pomoč.

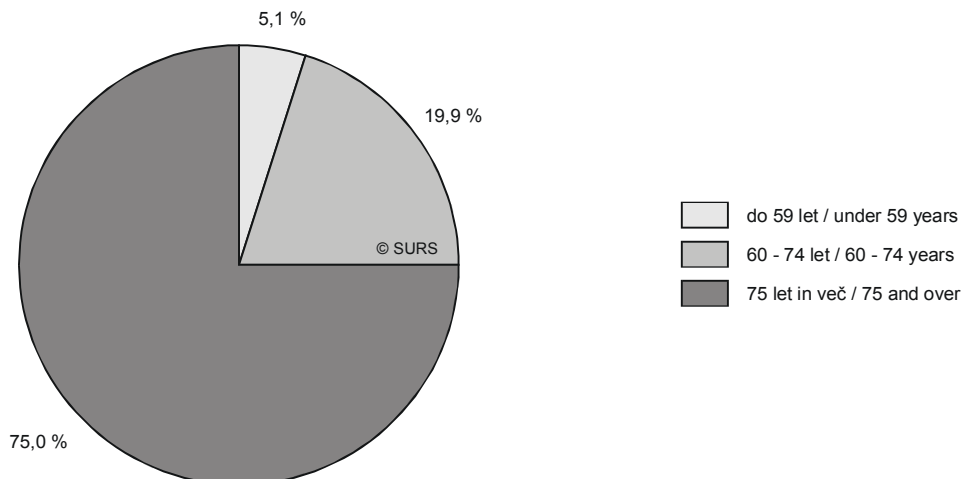
COMMENT

In 2006 there were 69 old people's homes, 6 special social welfare institutions, 8 units for special forms of care for adults within old people's homes, 30 independent centres for protection and training, 21 units of such centres within other institutions and 19 licensed centres for protection and training operating in Slovenia.

There were 13,699 people in care in old people's homes, of those 74.6% women. Only 30.2% of people in care needed partial direct personal help. 20.5% of people in care had moderate age and health problems and 49.3% of people in care had serious age and health problems and needed direct personal help.

Slika 2: Oskrbovanci domov za starejše po starostnih skupinah, Slovenija, 2006

Chart 2: People in care in old people's homes by age groups, Slovenia, 2006



Zaposleni v teh domovih so financirani iz dveh virov: zdravstveni in negovalni program plačuje zdravstvo, socialno in osnovno oskrbo pa socialno varstvo.

Vseh zaposlenih v teh domovih je bilo skupaj 6 342 (med njimi 91,1 % žensk), in sicer za storitve zdravstvenega varstva 53,8 %, za storitve socialnega varstva pa 46,2 %. Povprečno razmerje med številom oskrbovancev in zaposlenih je bilo 2,2 oskrbovanca na zaposlenega.

V enem domu je bilo v povprečju v oskrbi 199 oskrbovancev.

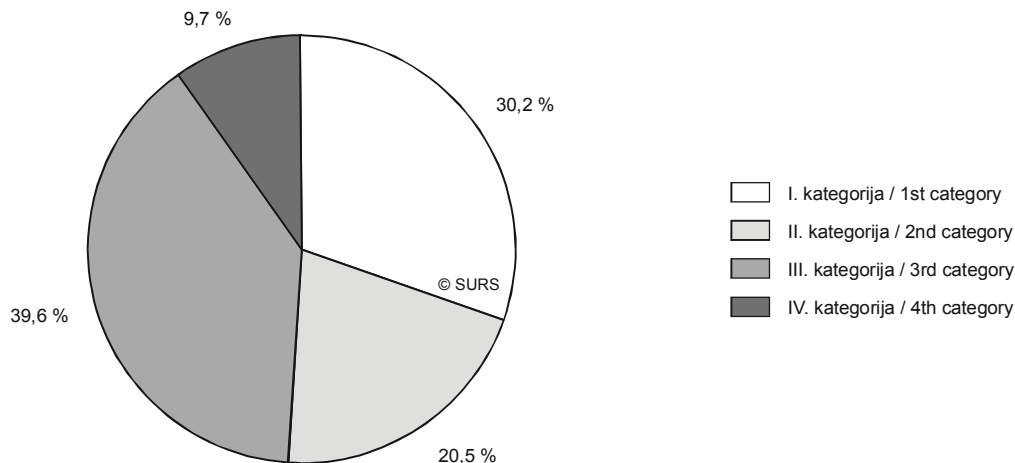
Persons in paid employment in old people's homes are financed from two sources: health and care programmes are financed by the health care, while social and basic care is financed by the social welfare.

There were 6,342 persons in paid employment in old people's homes (of those 91.1% women), namely 53.8% for health care services and 46.2% for social welfare services. On average there were 2.2 people in care per one person in paid employment in old people's homes.

On average an old people's home took care of 199 persons.

Slika 3: Oskrbovanci domov za starejše po kategorijah oskrbe, Slovenija, 2006

Chart 3: People in care in old people's homes by category of care, Slovenia, 2006



V prikazu podatkov za leta 2004, 2005 in 2006 smo k oskrbovancem posebnih socialnovarstvenih zavodov za odrasle duševno in telesno prizadete osebe začeli šteti še oskrbovance v posebnih oblikah varstva odraslih duševno in telesno prizadetih oseb, ki delujejo kot posebne enote znotraj domov za starejše ali kot njihove dislocirane enote. Zaradi te spremembe se je število takih oskrbovancev v letih 2004, 2005 in 2006 povečalo.

V letu 2006 je bivalo v teh ustanovah 2 590 oskrbovancev, od tega malo več kot polovico žensk.

Po stanju 31. 12. 2006 je bilo v Sloveniji 30 samostojnih varstveno-delovnih centrov in 21 enot varstveno-delovnih centrov v sestavi drugih zavodov ter 19 varstveno-delovnih centrov s koncesijo.

V omenjene varstveno-delovne centre oz. enote je bilo vključenih 2 587 varovancev (za 4,0 % manj kot leto prej), med njimi je bilo nekoliko manj kot polovico žensk. Večinoma so bili stari do 45 let (84,9 %). Vsi varovanci so bili moteni, nekateri v duševnem, drugi v telesnem razvoju, nekatere pa sta spremljali obe motnji. Največ jih je imelo zmerno motnjo v duševnem razvoju (59,2 %). Dnevnege varstva sta se udeleževali več kot dve tretjini varovancev.

Te osebe stanujejo večinoma doma s starši (64,1 %) in ti jih v varstvo vozijo.

V obravnavanih centrih je bilo zaposlenih 914 delavcev, največ v programu, ki ga plačuje socialno varstvo, in sicer 79,6 %.

Data for 2004, 2005 and 2006 cover people in care for special forms of care for mentally and physically handicapped adults within old people's homes together with people in care in special social welfare institutions for mentally and physically handicapped adults. Because of this change the number of these people in care increased in 2004, 2005 in 2006.

In 2006, these institutions were taking care of 2,590 people, just over a half of them were women.

As of 31 December 2006, there were 30 independent centres for protection and training, 21 units of these centres in other institutions and 19 licensed centres for protection and training.

These centres took care of 2,587 protégés (4.0% less than in 2005). Slightly less than a half of them were women. Most protégés were under 45 years old (84.9%). All protégés were disturbed. Some had mental problems, some had physical problems and some had both. Most of them had moderate mental problems (59.2%). More than two thirds of protégés were in day care.

Protégés mostly live at home with parents (64.1%) and are being driven to centres for protection and training.

There were 914 persons in paid employment in centres for protection and training; most of them in the programme paid for by the social welfare (79.6%).

Sestavila / Prepared by: Anita Jacovič

Izdaja, založba in tisk Statistični urad Republike Slovenije, Ljubljana, Vožarski pot 12 - **Uporaba in objava podatkov dovoljena le z navedbo vira** - Odgovarja generalna direktorica mag. Irena Križman - Urednica zbirke Statistične informacije Marina Urbas - Urednica podzbirke Nika Katnič - Slovensko besedilo jezikovno uredila Ivanka Zobec - Angleško besedilo jezikovno uredil Boris Panič - Naklada 50 izvodov - ISSN zbirke Statistične informacije 1408-192X - ISSN podzbirke Socialna zaščita 1580-1799 - Informacije daje Informacijsko središče, tel.: (01) 241 51 04 - El. pošta: info.stat@gov.si - http://www.stat.si.

Edited, published and printed by the Statistical Office of the Republic of Slovenia, Ljubljana, Vožarski pot 12 - **These data can be used provided the source is acknowledged** - Director-General Irena Križman - Rapid Reports editor Marina Urbas - Subject-matter editor Nika Katnič - Slovene language editor Ivanka Zobec - English language editor Boris Panič - Total print run 50 copies - ISSN of Rapid Reports 1408-192X - ISSN of subcollection Social protection 1580-1799 - Information is given by the Information Centre of the Statistical Office of the Republic of Slovenia, tel.: +386 1 241 51 04 - E-mail: info.stat@gov.si - http://www.stat.si.