

Preprečevanje izločanja vodnega kamna na površinah prenosnikov toplote z uporabo naprave za magnetno obdelavo vode

The Prevention of Surface Precipitation on Heat Exchangers Using a Magnetic Water-Treatment Device

Andrej Pristovnik - Lucija Črepinšek Lipuš - Jurij Krope

V nalogi predstavljamo metodo za nadzor vodnega kamna na temelju magnetne obdelave vode (MOV) v prenosnikih toplote.

Podali smo teoretičen pregled tvorbe kotlovca pri industrijskih prenosnikih toplote s poudarkom na obarjanju kalcijevega karbonata (CaCO_3) in kalcijevega sulfata (CaSO_4) ter osnovne izračune za uspešno uporabo naprav MOV pri preprečevanju nastajanja vodnega kamna.

© 2000 Strojniški vestnik. Vse pravice pridržane.

(Ključne besede: prenosniki toplote, zaščita proti kotlovcu, magnetna obdelava vode, magnetohidrodinamika)

Magnetic water treatment (MWT), a water-conditioning method for scale control in heat exchangers (HEs), is discussed.

The theoretical possibilities of scale formation in industrial processes with the emphasis on the precipitation of CaCO_3 and CaSO_4 as the main scale components, are reviewed. Some preliminary calculations for a theoretical understanding of the scale problem in HEs and its prevention using MWTs are contributed.

© 2000 Journal of Mechanical Engineering. All rights reserved.

(Keywords: heat exchangers, scale control, magnetic water treatment, magnetohydrodynamic)

0 UVOD

Problem izločanja vodnega kamna se pojavlja pri vseh tehnoloških procesih, ki uporabljajo naravno vodo. To pa še posebej velja v primeru uporabe prenosnika toplote, pri katerem pride do povišanja temperature in posledično do prenasičenja soli, ki tvorijo vodni kamen (predvsem CaCO_3 in CaSO_4). Obstaja več dobro znanih in uporabnih metod za preprečevanje nastajanja vodnega kamna. Uporaba nekaterih pomeni velik finančni strošek, druge pa onesnažujejo okolje. V zadnjih letih se kot alternativa kemičnim metodam vedno bolj uveljavlja t.i. magnetna obdelava vode (MOV).

Čeprav je metoda znana že petdeset let in z ekonomskega in okoljevarstvenega vidika zelo sprejemljiva, prav procesna industrija še naprej dvomi o njeni učinkovitosti in uporabi ([1] do [4]).

1 NASTANEK VODNEGA KAMNA

Naravna voda je dejansko bogata raztopina/disperzija mnogih ionov: Ca^{2+} , Mg^{2+} , Na^+ , K^+ , HCO_3^- , SO_4^{2-} in Cl^- . Ioni Na^+ , K^+ in Cl^- so inertni, preostali pa so vključeni v t.i. medfazno ravnotežje. Zaradi

0 INTRODUCTION

The build-up of scale deposits is a common and costly problem in many industrial processes which use natural water supplies, especially in heat-exchange processes, where a high oversaturation of scale-forming components (i.e. CaCO_3 and CaSO_4) is established. There are many well-known scale-prevention methods, but they are costly and environmentally unfriendly. MWT is being used more and more as an alternative method for scale control.

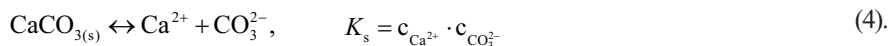
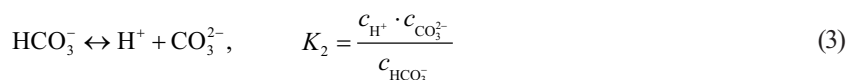
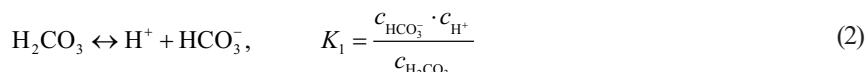
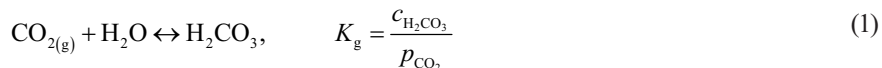
The process industry remains skeptical about this non-chemical method despite its long history and examples of favorable economic benefits ([1] to [4]).

1 SCALE FORMATION

Natural waters are rich solution/dispersion systems which contain the ions: Ca^{2+} , Mg^{2+} , Na^+ , K^+ , HCO_3^- , SO_4^{2-} and Cl^- . The Na^+ , K^+ and Cl^- ions are inert, while the others are incorporated into an inter-

sprememb obratovalnih razmer (sprememba tlaka, temperatura, vrednosti pH) pride do prenasičenja in soli se v obliki vodnega kamna izločajo na stene cevi, prenosnikov toplote in drugih naprav, ki so v stiku z vodo.

Najpomembnejši parameter za nadzor vodnega kamna je delež kalcijevih ionov Ca^{2+} . Določimo ga s pomočjo t.i. karbonatnega ravnotežja ((1) do (4)). Parametra (c) in (K) pomenita koncentracijo in konstanto ravnotežja.



Iz pogoja o električni nevtralnosti (5) in z upoštevanjem ionskega produkta vode (6) lahko izpeljemo odvisnost koncentracije kalcijevih (Ca^{2+}) ionov kot funkcije vrednosti pH in temperature.

$$2c_{\text{Ca}^{2+}} + c_{\text{H}^+} = 2c_{\text{CO}_3^{2-}} + c_{\text{HCO}_3^-} + c_{\text{OH}^-} \quad (5)$$



$$c_{\text{Ca}^{2+}} = \frac{K_w - c_{\text{H}^+}^2 + \left[(c_{\text{H}^+}^2 - K_w)^2 + 8c_{\text{H}^+}^2 \cdot K_s \left(2 + \frac{c_{\text{H}^+}}{K_2} \right) \right]^{1/2}}{4c_{\text{H}^+}} \quad (7)$$

Konstante ravnotežja so odvisne od temperature (7). V naravnih vodah ($\text{pH} < 7$) vodi zvišanje temperature in vrednosti pH do znižanja ravnotežne koncentracije Ca^{2+} ionov (7). Pri znižanju tlaka pride do znižanja koncentracije H_2CO_3 (1) in posledično s povečevanjem vrednosti pH pospešeno obarjanje CaCO_3 ((2) do (4) in (7)).

S temperaturo (do 40 °C) se zvečuje topnost CaSO_4 , pri višjih temperaturah (okoli 100 °C) pa naglo zmanjšuje. Iz opisanega je razvidno, da se bo v nizkotemperaturnih sistemih v glavnem izločal kalcijev karbonat (CaCO_3) in v visokotemperaturnih sistemih (toplovodi, uparjalniki, prenosniki toplote) pa kalcijev sulfat (CaSO_4).

2 ZMANJŠANJE UČINKOVITOSTI PRENOSA TOPLOTE

Obloge vodnega kamna, ki nastanejo na površinah prenosov toplote, zmanjšujejo pretočne zmogljivosti in predvsem učinkovitost prenosnikov toplote ter s tem zvišujejo investicijske, obratovalne in vzdrževalne stroške. Brez primeme obdelave napajalne

phase equilibrium. Due to the natural supersaturation of the supplied water or supersaturating due to changed operating conditions (such as a pressure drop, temperature or pH increase) hard scale precipitates in pipelines and on the walls of equipment.

The most important parameter in scale control is the concentration of Ca^{2+} ions, determined by carbonate equilibrium ((1) to (4)), where the parameter c is the concentration and parameters K is the equilibrium constant.

From the condition of the solution's electric neutrality (5) and the water dissociation equilibrium (6), the concentration of Ca^{2+} ions can be derived as a function of pH and temperature.

The equilibrium constants in equation (7) are temperature dependent. In natural waters (with a pH less than 7), a rise in temperature and pH leads to a reduction of the Ca^{2+} equilibrium concentration according to equation (7). The pressure drop leads to a lower concentration of H_2CO_3 according to equation (1) and causes CaCO_3 precipitation with a pH increase according to eqs. ((2) to (4) and (7)).

The solubility of CaSO_4 increases as the temperature increases to approximately 40°C and then rapidly decreases at higher temperatures around 100°C. As a result, CaCO_3 is the main scale component in low-temperature water systems, while in high-temperature water systems (especially in high-pressure heat exchangers and boilers) CaSO_4 prevails.

2 HEAT EXCHANGE REDUCTION

The scale formed on heated surfaces reduces the flow capacity and heat exchange efficiency which leads to higher investment, operation and maintenance costs. Hard scale can be a severe industrial problem without properly supplied water condition-

vode so tako nastale trdovratne obloge težak industrijski problem; terjajo periodično čiščenje z mehanskimi postopki in jedkanjem s solno kislino.

Naslednja ocena bo pokazala, kako vodni kamen izrazito znižuje prenos toplote.

Moč toplotnega toka P_1 skozi kovinsko steno površine S_{stene} pri temperaturni razliki ΔT je za nov prenosnik (sl. 1.a) določena z enačbo (8). Prestopnostni koeficient α_1 je tu praktično enak konvekcijskemu koeficientu plasti vode na obeh straneh stene. Konvekcijski koeficient kovine je namreč bistveno višji kakor za vodo

$$P_1 = \alpha_1 \cdot S \cdot \Delta T \quad (8).$$

Obloge vodnega kamna (sl. 1.b) znižujejo moč toplotnega toka P' in je ta določen z enačbo (9). Tukaj se lahko celokupni prestopnostni koeficient α' izračuna iz α_1 nove stene in α_2 nastalih oblog po enačbi (10). Velja za postavko iste temperaturne razlike med ogrevano in hladilno vodo $\Delta T = \Delta T_1 + \Delta T_2$. Koeficient α_2 je odvisen od celotne debeline oblog Δy_2 po zvezi (11), kjer je λ_2 toplotna prevodnost vodnega kamna.

ing. It demands periodic cleaning using mechanical methods and HCl etching.

The following preliminary calculations show how scale drastically reduces the exchange of heat.

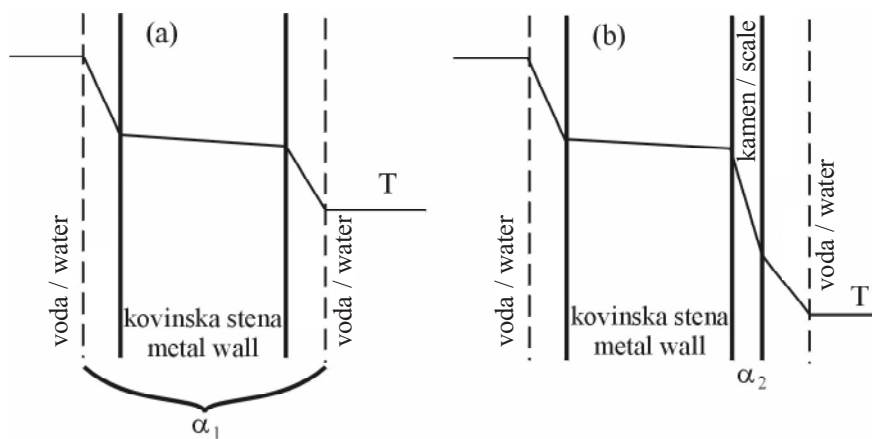
With a new wall of a HE (Fig. 1/a), the heat-flow intensity (P_1) through the metallic wall of area S at a temperature difference ΔT is determined by equation (8), where the heat transition coefficient (α_1) is practically equal to the convection coefficient of the water layer on both sides of the wall due to the much higher value of the heat-conduction coefficient of the metal

The formation of scale (Fig. 1/b) reduces the heat flow intensity (P') according to equation (9), where the total heat-transition coefficient (α') can be calculated using α_1 of the new wall and α_2 of the formed scale according to equation (10) at the same temperature difference $\Delta T = \Delta T_1 + \Delta T_2$. The coefficient α_2 depends on the total scale lining thickness (Δy_2) according to equation (11), where λ_2 is the heat conductivity of the scale.

$$P' = \alpha' \cdot S \cdot \Delta T = \alpha_1 \cdot S \cdot \Delta T_1 = \alpha_2 \cdot S \cdot \Delta T_2 \quad (9)$$

$$\alpha' = \frac{1}{1/\alpha_1 + 1/\alpha_2} \quad (10)$$

$$\alpha_2 = \frac{\lambda_2}{\Delta y_2} \quad (11).$$



Sl. 1. Temperaturni krivulji skozi: (a) novo kovinsko steno in (b) skozi kovinsko steno z oblogo vodnega kamna

Fig. 1. The temperature curve through a new metallic wall (a) and through a metallic wall covered with scale (b)

Preglednica 1 prikazuje nekaj vrednotenij relativnega zmanjšanja učinkovitosti prenosa toplote ζ , ki je definirana z enačbo:

Table 1 represents some estimations for the relative drop of the heat-exchange efficiency (ζ) defined by equation:

$$\zeta = \frac{P_1 - P'}{P_1} = 1 - \frac{\alpha'}{\alpha_1} = 1 - \frac{1}{1 + \alpha_1 \Delta y_2 / \lambda_2} \quad (12)$$

Preglednica 1. *Relativna zmanjšanja učinkovitosti prenosa toplote (pri izbrani praktični vrednosti $\alpha_1 = 500 \text{ W/m}^2\text{K}$ za kovinsko steno) zaradi oblog CaCO_3 ($\lambda_2 = 1,75 \text{ W/mK}$) oziroma CaSO_4 ($\lambda_2 = 0,50 \text{ W/mK}$)*
 Table 1. *Relative drops of heat-exchange efficiency at chosen practical values $\alpha_1 = 500 \text{ W/m}^2\text{K}$ due to CaCO_3 lining ($\lambda_2 = 1.75 \text{ W/mK}$) and CaSO_4 lining ($\lambda_2 = 0.50 \text{ W/mK}$), respectively*

| Δv_2 | 1,5 mm | 5,5 mm | 20 mm |
|------------------------|--------|--------|-------|
| $\zeta(\text{CaCO}_3)$ | 30% | 60% | 85% |
| $\zeta(\text{CaSO}_4)$ | 60% | 85% | 95% |

Rezultati potrjujejo praktične izkušnje, da zaradi nizke toplotne prevodnosti CaCO_3 in CaSO_4 , celo tanke obloge vodnega kamna izrazito zmanjšujejo učinkovitost prenosa toplote. V visokotlačnih grelnih napravah je ta problem še posebej močno izražen, saj se v večinskem deležu izloča kalcijev sulfat, ki ima manjšo toplotno prevodnost od kalcijevega karbonata.

V mnogih primerih se je izkazalo, da omogočajo naprave za magnetno obdelavo vode razmeroma učinkovit sistem za nadzor vodnega kamna. Eden od uspešnih preskusov naprav MOV domačega proizvajalca Panorama Ptuj [6] pomeni vgradnja le-teh v prenosnik toplote Toplotne oskrbe Maribor (TOM) [5].

Naprave so bile instalirane na ceveh s hladno napajalno vodo in so učinkovito preprečile nastanek vodnega kamna. V preglednici 2 sta predstavljena rezultata vgradnje naprav za magnetno obdelavo v prenosnika toplote.

Results prove that even thin scale linings drastically reduce the heat-exchange efficiency because of the low heat of conductivity of the scale components CaCO_3 and CaSO_4 . In high-pressure boilers the problem will be even greater due to the main scale component, CaSO_4 , which has a lower heat of conductivity than CaCO_3 .

These theoretical predictions are in accordance with many practical results, where scale formation on HE surfaces demanded a preliminary treatment of the supplied water. In many cases MWT turned out to be a very efficient method for scale control. The installation of MWT devices to prevent hard scale in the HES in the TOM town heating station [5] was one of the successful domestic tests of the Panorama Ptuj magnetic device [6].

These devices were installed on the cold water pipeline entrance of the HE and efficiently solved any problems with hard scale. Table 2 represents some observations on the scale in the two HES which were supplied with magnetic ally treated water.

Preglednica 2. *Rezultati naprave za magnetno obdelavo proizvajalca Panorama Ptuj v toplotni postaji TOM-a*
 Table 2. *Results of Panorama Ptuj devices in the TOM station*

| Prenosnik toplote HE | star cevni register U old U-pipe register | nov spiralni register new spiral register |
|---|--|---|
| obloge ob vgradnji scale at MWT installation | da yes | ne none |
| prvi pregled time of the first control | 8 mesecev po vgradnji 8 months after installation | 11 mesecev po vgradnji 11 months after installation |
| stanje po prvem pregledu state after the first control | obloge, odstranitev z vodnim visokotlačnim curkom present scale was removable with high-pressure water jet | tanke plastne obloge, odstranitev z vodnim visokotlačnim curkom thin powder scale was removed with jet |
| drugi pregled time of the second control | 16 mesecev po vgradnji 16 months after installation | 17 mesecev po vgradnji 17 months after installation |
| stanje ob drugem pregledu state after the second control | oblog ni bilo, površina je bila veliko bolj čista kakor pred samo vgradnjo without a new scale, surfaces were cleaner than before the installation time | enako kakor pri prvem pregledu the same as at the first control |

3 NADZOR VODNEGA KAMNA V PRENOSNIKIHI TOPLOTE

V naravni vodi, bogati z raztopljenimi/dispergiranimi snovmi, delujejo naprave za magnetno obdelavo vode neposredno na samo stabilnost in

3 THEORETICAL PRINCIPLES OF MWT SCALE PREVENTION ON HE SURFACES

The nature of MWT devices acting on supplied water as a rich solution/dispersion system is to alter its crystallization habits and dispersion stability to form

kristalizacijo dispergiranih delcev. Kristali, ki se izločajo po obdelavi, so večji in modificirani. Prav na teh kristalih se neposredno iz vode izloči večji del soli, tako da se na stenah naprav nabere neprimerno manj vodnega kamna.

Ob pretakanju vode skozi napravo za magnetno obdelavo prihaja do sprememb, ki pa se izražajo (najverjetneje) v spremenjeni ionski hidraciji prek magnetohidrodinamičnega premika ionov in koncentracijskega vpliva na dispergirane delce v sami napravi MOV [7].

Izračuni kažejo, da se med magnetno obdelavo vode agregatne tvorbe, sestavljene iz CaCO_3 in CaSO_4 trdno sprimejo. Iz samega načela staranja kristalov namreč kosmiči, v katerih so delci med seboj šibko povezani, niso tako zaželeni kakor goste agregatne tvorbe [8].

Po teoriji DLVO (Deryagin, Landau, Verwey, Overbeck) ([9] in [10]) smo opravili numerično analizo koagulacije in kosmičenja nemagnetnih delcev vodnega kamna in prišli do sklepa, da v naravnih vodah prevladuje koagulacija, ki je odvisna od same naprave MWT, medtem ko je zaradi nizke vrednosti Hamakerjeve konstante in nizke magnetne susceptibilnosti pri večjih delcih ($a > 0,1 \mu\text{m}$) mogoča le kosmičenje.

Po drugi strani pa se bodo magnetohidrodinamično nastali kosmiči pod vplivom turbulentne pulzacije razbile. Do pulzacije prihaja v večini naprav MOV, kjer je priporočena pretočna hitrost od 0,5 do 2 m/s.

Ob preseženi vrednosti Reynoldsovega števila (10^4) imamo opraviti s turbulentnim tokom

$$\text{Re} = \frac{\rho \cdot v \cdot d}{\eta} \quad (13)$$

Parametra η in ρ pomenita viskoznost in gostoto vode. Pri pretočni hitrosti 0,5 m/s je kritična velikost delovnega preseka znotraj naprave MOV 2 cm in pri 2 m/s pa 0,5 cm.

Iz pulzacijske teorije [11] smo za izračun pulzacijske dolžine (b) in pulzacije delcev (v_b) s polmerom (a) izpeljali sistem enačb:

$$b = 207d \frac{\log \text{Re}/7}{\text{Re}^{7/4}} \quad (14)$$

$$v_b = 0,17v \left(\frac{b}{a} \right)^{1/3} \text{Re}^{1/4} \quad (15)$$

Stabilni kosmič z $10k_B T$ vezno energijo med delci (k_B je Boltzmannova konstanta) lahko razbijemo s turbulentno pulzacijo samo, če je gostota kinetične energije $\rho v_b^2/2$ večja od gostote vezne energije $10k_B T/(4\pi a^3/3)$. Določimo lahko t.i. kritični polmer kristalnega delca (a^*):

bigger modified crystals, which in suspended form offer surfaces for scale precipitation and in that way hard scale formation indirectly prevails on equipment walls.

The change in the water's behaviour when the water flows through the magnetic field is most probably a result of altered ion hydration, by magnetohydrodynamic shifts of ions and concentration effects on the dispersed particles in the working channel of the MWT device [7].

Some calculations have been made showing that all aggregates, formed from scale components (CaCO_3 and CaSO_4) during MWT, are compact-strongly adhered. In other words, the flocks in which constituent particles are weakly bonded are not as favorable for scale prevention as the compact aggregates according to the principles of crystal aging [8].

A numerical analysis of the coagulation and flocculation of the nonmagnetic scale components, based on the Deryagin, Landau, Verwey, Overbeck theory ([9] and [10]), has been made. It offered an estimation that in natural waters only flocculation from big particles (with radius $a > 0,1 \mu\text{m}$) is possible due to the low Hamaker constant and low magnetic susceptibility of these components, while a coagulation prevails and depends on the MWT working conditions.

On the other hand, the magnetohydrodynamically formed big flocks will be shattered by turbulent pulsations which appear in the majority of practical MWT devices, where the recommended values of water flow velocity are in range from 0.5 to 2 m/s for efficient anti-scale treatment.

The Reynolds number Re , defined by equation (13), characterizes turbulent flow, if it is greater than 10^4

The parameter η is the viscosity and ρ is the mass density of water. For a water flow of velocity 0.5 m/s, the critical thickness of the working channel (d) is 2 cm, and for 2 m/s, the critical thickness is 0.5 cm.

From the turbulent pulsations theory [11], the equation system was obtained for the evaluation of the pulsation length (b) and the pulsation for a particle with radius a (v_b).

A stable flock with a $10k_B T$ bonding energy between constituent particles (k_B is the Boltzmann constant) would be shattered by turbulent pulsation, if the kinetic energy density $\rho v_b^2/2$ were greater than the bonding energy density $10k_B T/(4\pi a^3/3)$. A crystal particle radius is therefore:

$$a^* = \sqrt[3]{15k_B T / \pi \rho v_b^2} \quad (16).$$

Tako je pri $v=0,5$ m/s kritični polmer $0,25 \mu\text{m}$ in $0,13 \mu\text{m}$ pri $v=2$ m/s. Povzamemo lahko, da bo za priporočene pretočne hitrosti proizvajalcev naprav MOV turbulenca razbila CaCO_3 in CaSO_4 kosmiče. V suspendirani obliki bodo ostali le najbolj močno vezani agregati.

V primerjavi s kemijskimi metodami priprave vode za nadzor vodnega kamna je magnetna obdelava še najbolj podobna suspendiranju kristalnega prahu.

Naslednji izračuni določajo potrebno količino prahu za preprečevanje izločanja CaCO_3 na stenah prenosnikov toplote z relativno površino $S_{\text{HE}} = S_{\text{stene}}/V_{\text{vode}}$, kjer sta S_{stene} površina sten in V_{vode} prostornina vode.

Da bi se zagotovil hiter prenos toplote, so v skladu z enačbo (17) [12] priporočane visoke vrednosti S_{HE} , in sicer med 100 in 1000 /m.

$$\frac{dT}{dt} = \frac{\alpha}{c_p \rho} \Delta T S_{\text{HE}} \quad (17).$$

V enačbi (18) je iz kvocienta ξ oborjene mase v jedru vode (dm_v) in mase na stenah (dm_s) razvidno, da se bo vodni kamen nalagal v tanjših oblogah pri nižjih vrednostih S_{HE} .

$$\xi = \frac{dm_v}{dm_s} = \frac{r_v V_{\text{water}}}{r_s S_{\text{wall}}} = \frac{r_v}{r_s S_{\text{HE}}} \quad (18).$$

V modificirani obliki sta enačbe za hitrost kristalne rasti (r) določila Nancollas in Reddy [13], in sicer na podlagi obarjanja iz jedra raztopine s temperaturo T_1 na površino naprav s temperaturo T_2 ((19) in (20)). Pri tem velja, da je parameter k določen empirično, M_{CaCO_3} je relativna molska masa kalcijevega karbonata in R splošna plinska konstanta.

$$r_v = k M_{\text{CaCO}_3} \exp\left(\frac{-\Delta G_1}{RT_1}\right) S_{\text{powder}} \beta_1 \quad (19)$$

$$r_s S_{\text{HE}} = k M_{\text{CaCO}_3} \exp\left(\frac{-\Delta G_2}{RT_2}\right) S_{\text{wall}} \beta_2 \quad (20)$$

$$\beta = c_{\text{Ca}^{2+}} \cdot c_{\text{CO}_3^{2-}} - K_s \quad (21)$$

Kristalna rast je odvisna od sestave raztopine in trdnine:

- stopnje prenasičenja β , ki je ob stenah prenosnikov toplote (β_2) višje kakor v jedru raztopine (β_1), in od
- aktivacijske energije ΔG , ki je odvisna od kristalne faze.

V primeru obarjanja CaCO_3 sta kristalni fazi kalcit in aragonit. V suspendiranem prahu, nastalem z magnetno obdelavo, je opazen povečan delež

The critical radius a^* is $0,25 \mu\text{m}$ for a water flow of velocity $v=0,5$ m/s and a^* is $0,13 \mu\text{m}$ for $v=2$ m/s. A theoretical conclusion could be made for all recommended ranges of water flow velocity that turbulence will deaggregate CaCO_3 and CaSO_4 flocks. Only highly adhered aggregates will remain in a suspended form.

In a comparison with chemical scale-prevention methods, the suspending of crystal powder is the most similar to the MWT method.

The following calculation estimates that the necessary amount of powder for the prevention of CaCO_3 precipitation on the walls of a HE with a relative surface: $S_{\text{HE}} = S_{\text{wall}}/V_{\text{water}}$, where S_{wall} is the area and V_{water} is the water volume.

To ensure a quick heat exchange, high values of S_{SE} from 100 to 1000 /m are recommended according to equation (17) [12].

In this relationship for the heating rate dT/dt , the parameter c_p is the heat capacity of water. A thinner scale lining will be formed at lower values S_{HE} , as can be predicted from the ξ -quotient (of precipitated mass in the bulk of water- dm_v and precipitated mass on the walls - dm_s) in equation (18). So, the optimal value S_{HE} in HE designing should be found.

The relationship of crystal growth rate r has been determined by Nancollas and Reddy [13] and is represented by equations (19) and (20) in a modified form for precipitation in the bulk of a solution with temperature T_1 and on the equipment walls with temperature T_2 , where k is an empirical parameter, M_{CaCO_3} is the relative molecular mass of CaCO_3 and R is the universal gas constant.

The crystal growth rate depends on solution and solid phase composition by:

- β supersaturation degree (defined by 21), which is higher at the HE walls (β_2) than in the bulk of solution (β_1);
- ΔG activation energy depending on crystal phase.

In the case of CaCO_3 precipitation, crystal phases aragonite and calcite are formed. A powder, formed from magnetically treated water, has an increased

aragonita. Za hipotetični primer vzamemo vrednost ΔG_1 za aragonit in vrednost ΔG_2 za kalcit.

Z zamenjavo r_v in $r_s S_{HE}$ v enačbi (18) z izrazoma (19) in (20) dobimo zvezo (22) za količino prahu, ki je potrebna za učinkovit nadzor CaCO_3 oblog:

$$\frac{S_{\text{powder}}}{S_{\text{wall}}} = \xi \left(\frac{\beta_1}{\beta_2} \right) \exp \left(\frac{\Delta G_1}{RT_1} - \frac{\Delta G_2}{RT_2} \right) \quad (22)$$

Da bi se učinkovito preprečile obloge trdega vodnega kamna za temperaturno območje 40 do 100°C in za zahtevano učinkovitost, je potrebna količina prahu S_{prah} istega reda, kakor je površina sten prenosnikov toplote S_{stene} .

4 SKLEP

Za nadzor vodnega kamna na stenah prenosnikov toplote je potrebna optimizacija velikosti površine za prenos toplote glede na obratovalne razmere. Zraven kemičnih postopkov za zmanjšanje koncentracije Ca^{2+} ionov se priporoča uporaba naprav MOV.

Dobro načrtovana naprava MOV, ki zagotavlja zadostno količino suspendiranih delcev v obliki praška, lahko učinkovito prepreči nastanek kotloevca. Problem učinkovitega načrtovanja naprav MOV je nezadostno poznavanje samega mehanizma delovanja teh naprav. Mehanizem je zapleten in je neposredno odvisen tudi od obratovalnih razmer in sestave napajalne vode. Na srečo so na temelju empiričnih izkušenj izdelali lepo število učinkovitih naprav MOV. S tem zadovoljujejo veliko povpraševanje po tej preprosti in cenovno ugodni rešitvi za preprečevanje nastanka vodnega kamna.

fraction of aragonite. In an ideal case a ΔG_1 value could be taken for aragonite and a ΔG_2 for calcite.

With the substitution r_v and $r_s S_{HE}$ in (18) by (19) and (20), equation (22) is obtained and a necessary powder surface is estimated:

For efficiency request $\xi \approx \beta_1/\beta_2$ and operational temperatures between 40°C and 100°C, the necessary powder surface S_{powder} should be of the same order as the surfaces of the heat exchanger walls S_{wall} to effectively prevent hard scale.

4 CONCLUSION

For scale control in HEs an optimization of the heat-exchange surface area is recommended for simultaneous high heat transition and scale prevention. In addition, besides chemical methods for the reduction of the Ca^{2+} concentration, the alternative method of MWT is recommended.

A well-designed MWT device which assures the formation of a suspended scale powder with a surface area comparable to the exchange surface area can effectively prevent hard-scale formation. The problem with designing MWT devices is an insufficient theoretical understanding of the MWT mechanism. The mechanism is complex and depends directly on operational conditions and the composition of the supplied water as a solution/dispersion system. Fortunately, numerous MWT devices of different constructions have been designed on an empirical basis resulting from several decades of testing and are available to satisfy a large demand for such easy and cheap solutions to industrial scale problems.

5 OZNAKE 5 SYMBOLS

| | | | |
|--|------------|----------------------------------|---|
| premer delca | a | m | particle radius |
| dolžina pulza | b | m | pulsation length |
| koncentracija | c | mol/L | concentration |
| specifična toplota | c_p | J/kgK | heat capacity |
| premer cevi | d | m | thickness of working channel |
| aktivacijska energija | ΔG | J/mol | activation energy |
| prva konstanta ravnotežja pri disociaciji H_2CO_3 | K_1 | ml/L | equilibrium constant of the first step of H_2CO_3 dissociation |
| druga konstanta ravnotežja pri disociaciji H_2CO_3 | K_2 | ml/L | equilibrium constant of the second step of H_2CO_3 dissociation |
| plinska konstanta ravnotežja | K_g | mol ² /NL | gas equilibrium constant |
| topnostni produkt | K_s^g | mol ² /L ² | soluble product |
| ionski produkt vode | K_s^w | mol ² /L ² | dissociation product of water |
| empirična konstanta hitrosti kristalne rasti | k | 1/mol m ³ s | empirical constant of crystal growth rate |
| Boltzmannova konstanta | k_B | J/K | Boltzman constant |
| molska masa | M | kg/mol | molar mass |
| masa | m | kg | mass |
| moč toplotnega toka | P | J/s | heat flow intensity |
| tlak | p | N/m ² | gas pressure |

| | | | |
|---|------------|----------------------------------|--------------------------------------|
| splošna plinska konstanta | R | J/molK | universal gas constant |
| Reynoldsovo število | Re | - | Reynolds number |
| hitrost kristalne rasti s raztopini | r_v | kg/m ³ s | crystal growth rate in bulk of water |
| hitrost kristalne rasti na kovinskih stenah | r_s | kg/m ² s | crystal growth rate on walls |
| površina | S | m ² | surface area |
| absolutna temperatura | T | K | temperature |
| čas | t | s | time |
| hitrost pretoka | v | m/s | flow velocity |
| hitrost turbulentne pulzacije | v_b | m/s | turbulent pulsation velocity |
| debelina sloja vodnega kamna | Δy | m | scale thickness |
| koeficient toplotne prehodnosti | α | J/m ² sK | heat transition coefficient |
| stopnja prenasičenja | β | mol ² /L ² | supersaturation degree |
| viskoznost | η | Ns/m ² | water viscosity |
| koeficient toplotne prevodnosti | λ | J/msK | heat conductivity |
| gostota snovi | ρ | kg/m ³ | mass density |
| učinkovitost nadzora vodnega kamna | ξ | - | scale control efficiency |
| učinkovitost prenosa toplote | ζ | - | heat exchange efficiency |

6 LITERATURA 6 REFERENCES

- [1] Kittner, H.(1970) *Wassertechnik* 20(4), 136.
- [2] Tebenihin, E. F., B.T. Gusev (1970) *Obrabotka vody magnitnym polem v teploenergetike*. p.145, *Izdatel'stvo Energija Moskva*, Moskva.
- [3] Grutsch, J. F. (1977) USA/USSR Symposium on physical-mechanical treatment of wastewaters; p. 44, EPA-Cincinnati.
- [4] Grutsch, J. F., J.W. McClintock (1984) Corrosion and deposit control in alkaline cooling water using magnetic water treatment at Amoco's largest refinery. *CORROSION/84*, No.330, Texas.
- [5] Kropo, J., L. Crepinsek (1994) Magnetic water treatment for process systems. Research Project B2-6504-0795-94, *Ministry for Science and Technology*, Slovenia.
- [6] OPz Panorama Ptuj (prodajni prospekt), Osojnikova 1, 2250 Ptuj, Slovenia.
- [7] Kropo, J., L. Crepinsek (1998) Magnetohydrodynamics of colloid systems. Research Project L2-06990-0795-98, *Ministry for Science and Technology*, Slovenia.
- [8] Khamskii, E.V.(1969) Crystallization from solutions. *Consultants Bureau*, New York-London.
- [9] Voyutski, S. (1978) Colloid chemistry. *MIR publisher Moscow*.
- [10] Hunter, R.J. (1996) Introduction to modern colloid science. *Oxford Science Publications*, New York.
- [11] Kulskaa, L.A., V.Z. Kochmarskii, V.V. Krivtsov (1983) Intensifying and destabilizing factors of magnetic antiscaling treatment of water. *Himiya i tehnologija vody*, Vol. 5, No. 4, 296-301.
- [12] Kropo, J., E. Kiker (1996/98) Planing and dimensioning of heat recuperaters in water / steam systems. *Research Project Maribor*.
- [13] Nancollas, G. H., M.M. Reddy (1974) Crystal growth kinetics of minerals encountered in water treatment processes. *Aqueous-Environmental Chemistry of Metals*, New York.

Naslova avtorjev: mag. Andrej Pristovnik
dr. Lucija Črepinšek Lipuš
Fakulteta za strojništvo
Univerze v Mariboru
Smetanova 17
2000 Maribor

Authors' Addresses: Mag. Andrej Pristovnik
Dr. Lucija Črepinšek Lipuš
Faculty of Mechanical Eng.
University of Maribor
Smetanova 17
2000 Maribor, Slovenia

prof. dr. Jurij Kropo
Fakulteta za kemijo in kemijsko
tehnologijo
Univerze v Mariboru
Smetanova 17
2000 Maribor

Prof.Dr. Jurij Kropo
Faculty of Chemistry and
Chemical Technology
University of Maribor
Smetanova 17
2000 Maribor, Slovenia

Prejeto:
Received: 15.8.2000

Sprejeto:
Accepted: 10.11.2000