



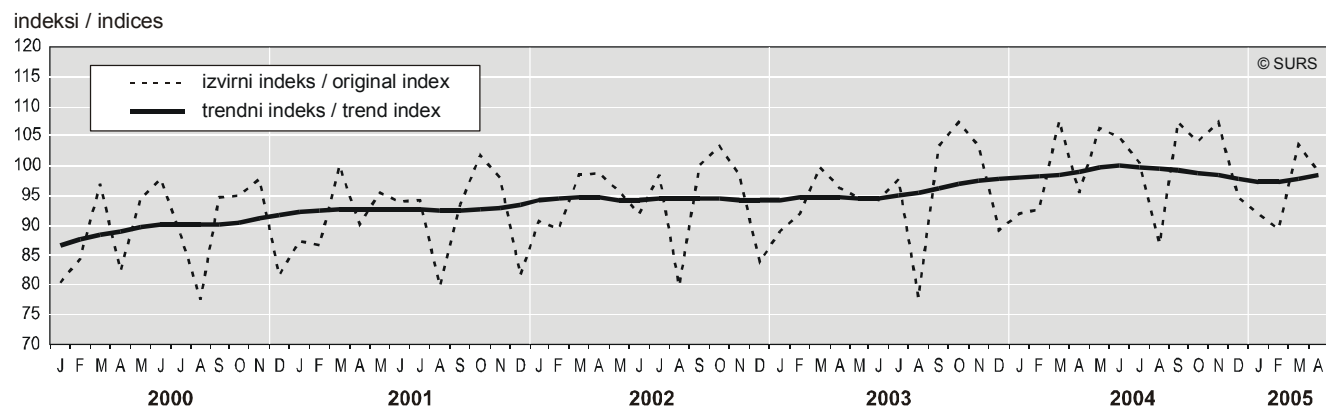
INDUSTRIJSKA PROIZVODNJA, SLOVENIJA, APRIL 2005

INDUSTRIAL PRODUCTION, SLOVENIA, APRIL 2005

- ▶ Obseg industrijske proizvodnje se je aprila v primerjavi z marcem znižal za 4,4 %, pri čemer pa je bila letošnja aprilska proizvodnja za 3,7 % višja od proizvodnje, dosežene v lanskem aprilu. V prvih štirih mesecih letošnjega leta je bil tako v industrijskih dejavnostih v primerjavi z enakim lanskim obdobjem v povprečju dosežen za 1,1 % nižji obseg proizvodnje. Med dejavnostmi po namenu porabe proizvodov je bila aprila v primerjavi z lanskim enakim mesecem tako v proizvodnji proizvodov za investicije kot tudi v proizvodnji proizvodov za široko porabo dosežena približno 8-odstotna rast proizvodnje. V tej primerjavi je proizvodnja proizvodov za vmesno porabo zaostala za 1%.
- ▶ Zaloge industrijskih proizvodov so se aprila v primerjavi z marcem znižale za 0,6 %, pri čemer pa so bile še vedno za dobrih 12 % višje od lanskega povprečja in za nekaj več kot 18 % višje od zalog v lanskem aprilu. V aprilu so se zaloge v primerjavi z marcem v proizvodnji proizvodov za vmesno porabo znižale za skoraj 5 %, tako v proizvodnji proizvodov za investicije kot tudi v proizvodnji proizvodov za široko porabo pa so se povečale za nekaj manj kot 4 %.
- ▶ Število zaposlenih v industriji se je aprila v primerjavi z marcem znižalo za 0,1 % in bilo tako za 1,5 % nižje kot v lanskem aprilu. Pregled po področjih industrijskih dejavnosti je pokazal, da se je aprila v primerjavi z marcem število zaposlenih v predelovalnih dejavnostih znižalo za 0,1 %, v rudarstvu in v oskrbi z elektriko, plinom in vodo pa se je povečalo za 0,3 % oz. za 0,2 %.
- ▶ Produktivnost v industrijskih dejavnostih je bila v prvih štirih mesecih letošnjega leta za 0,2 % višja od produktivnosti, dosežene v enakem obdobju lanskega leta.
- ▶ Industrial production in April decreased by 4.4% in comparison with March, while it was still up by 3.7% compared to April 2004. In the first four months of 2005 industrial production on average decreased by 1.1% compared to the same period of the last year. Among main industrial groups, industrial production in April 2005 in capital goods industries as well as in consumer goods industries grew by approximately 8% compared to April 2004. Production in intermediate goods industries was in April 2005 compared to April 2004 down by 1%.
- ▶ The stocks of industrial products decreased in April compared to March by 0.6%, while in comparison with the average of 2004 and in comparison with April 2004 they were still up by slightly more than 12% and slightly more than 18%, respectively. In April compared to March the stocks of industrial products decreased in intermediate goods industries by almost 5%, while in this comparison the stocks in capital goods industries and also in consumer goods industries were up by a little less than 4%.
- ▶ The number of persons in paid employment in April decreased by 0.1% compared to March and was thus 1.5% lower than in April 2004. The review of the sectors of industrial activities showed that in April compared to March the number of persons in paid employment in manufacturing decreased by 0.1%, while in this comparison in mining it increased by 0.3% and in electricity, gas and water supply by 0.2%.
- ▶ Compared to the same period of 2004, in the first four months of this year the level of productivity increased by 0.2%.

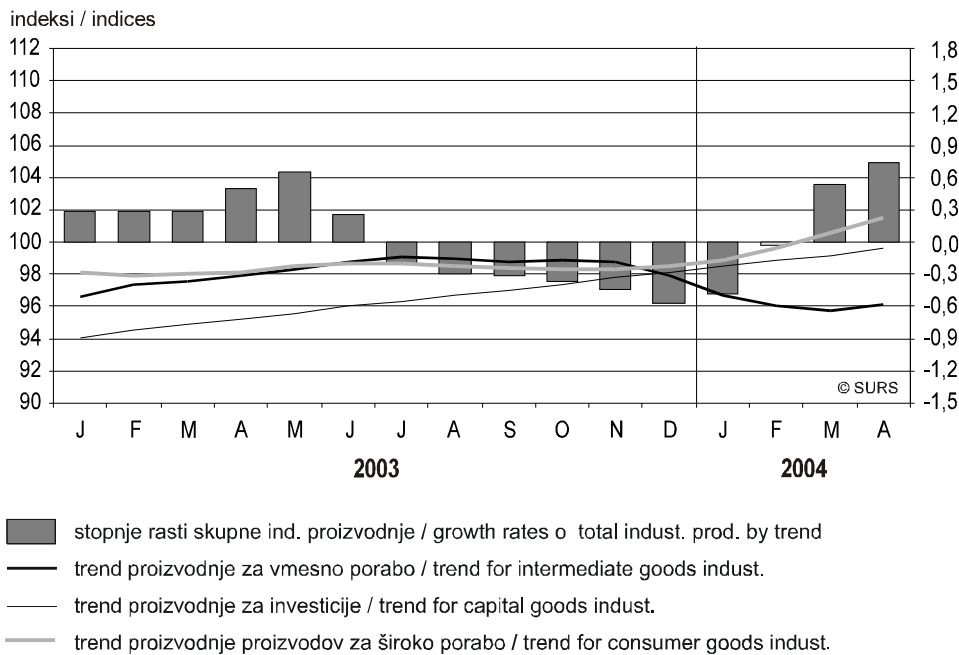
Slika 1: Obseg industrijske proizvodnje, Slovenija, januar 2000 – april 2005 (izvirni indeks  $\varnothing$  2004 = 100)

Chart 1: Industrial production volume, Slovenia, January 2000 – April 2005 (original index  $\varnothing$  2004 = 100)



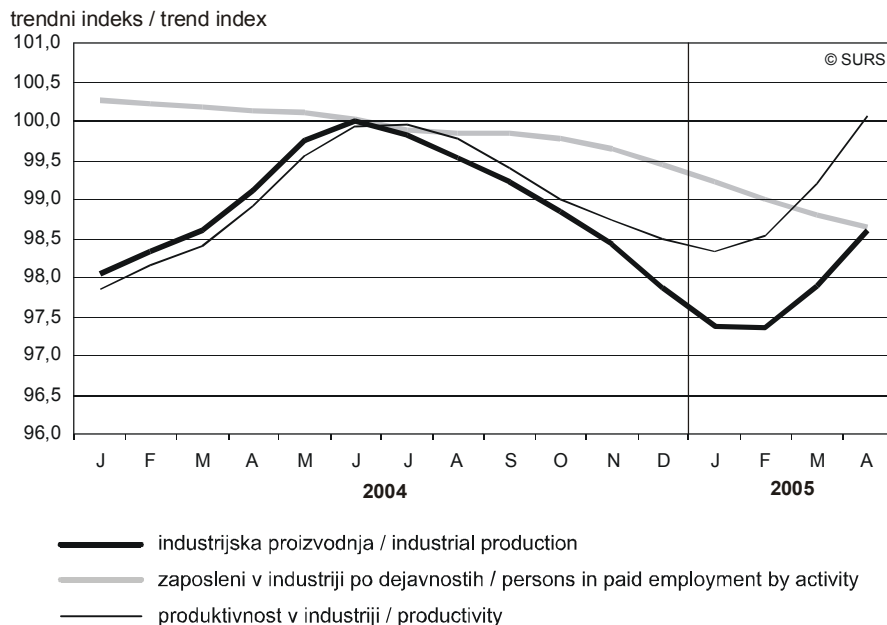
**Slika 2: Dinamika skupne industrijske proizvodnje in proizvodnje po namenu porabe proizvodov, Slovenija, januar 2004 – april 2005 (izvirni indeks  $\varnothing$  2004 = 100)**

Chart 2: Industrial production dynamics and main industrial groups, Slovenia, January 2004 – April 2005 (original index  $\varnothing$  2004 = 100)



**Slika 3: Trend proizvodnje, zaposlenih in produktivnosti v industriji, Slovenija, januar 2004 – april 2005 (izvirni indeks  $\varnothing$  2004 = 100)**

Chart 3: Industrial production volume, Slovenia, January 2004 – April 2005 (original index  $\varnothing$  2004 = 100)



**1. Indeksi obsega industrijske proizvodnje po dejavnostih, Slovenija, april 2005<sup>1)</sup>**  
Production volume indices by activity, Slovenia, April 2005<sup>1)</sup>

		IV 2005	IV 2005	IV 2005	I-IV 2005		
		Ø 2004	III 2005	IV 2004	I-IV 2004		
<b>Industrija skupaj</b>		<b>99,0</b>	<b>95,6</b>	<b>103,7</b>	<b>98,9</b>	<b>Industry</b>	
<b>Dejavnosti po namenu porabe proizvodov</b>						<b>Main industrial groups</b>	
<b>A</b>	Proizvodi za vmesno porabo	97,5	96,1	99,0	97,3	<b>A</b>	Intermediate goods industries
<b>AE</b>	Energenti	90,1	85,0	92,5	96,2	<b>AE</b>	Energy related industries
<b>AI</b>	Surovine	99,1	98,7	100,5	97,5	<b>AI</b>	Intermediate goods industries (except energy)
<b>B</b>	Proizvodi za investicije	103,2	99,4	107,9	101,3	<b>B</b>	Capital goods industries
<b>C</b>	Proizvodi za široko porabo	99,0	93,1	108,3	100,1	<b>C</b>	Consumer goods industries
<b>CD</b>	Trajni proizvodi za široko porabo	95,2	95,0	102,4	96,7	<b>CD</b>	Durable consumer goods industries
<b>CN</b>	Netrajni proizvodi za široko porabo	100,1	92,6	110,0	101,1	<b>CN</b>	Non-durable consumer goods industries
<b>Dejavnosti po Standardni klasifikaciji dejavnosti (področja, podpodročja, oddelki in skupine)</b>						<b>Activities according to the Standard Classification of Activities (sectors, subsectors, divisions subdivisions)</b>	
<b>C Rudarstvo</b>		<b>73,8</b>	<b>83,8</b>	<b>79,5</b>	<b>84,9</b>	<b>C Mining and quarrying</b>	
CA	Pri.energetskih surovin <sup>2)</sup>	z	z	z	z	CA	Mining & quarrying of energy materials <sup>2)</sup>
10	Pri. črnega, rjavega premoga, lignita, šote	z	z	z	z	10	Mining of coal & lignite; extrac. of peat
10.2	Pri.rjavega premoga, lignita	z	z	z	z	10.2	Mining and agglomeration of lignite
CB	Pri.rud in kamnin brez energetskih	99,6	145,0	97,4	87,4	CB	Mining & quarrying except energy producing materials
14	Pri.dr.rudnin in kamnin	99,6	145,0	97,4	87,4	14	Other mining and quarrying
14.2	Pri.peska,glina	107,3	150,2	99,2	88,3	14.2	Quarrying of sand and clay
<b>D Predelovalne dejavnosti</b>		<b>99,9</b>	<b>96,3</b>	<b>104,8</b>	<b>99,3</b>	<b>D Manufacturing</b>	
DA	Pro.hrane,pijač,tobačnih izd.	96,9	100,1	98,7	94,2	DA	Mfr. of food; beverages and tobacco
15	Pro.hrane,pijač,krmil	96,9	100,1	103,1	97,8	15	Mfr. of food products & beverages
15.1	Pro.,konzerviranje mesa,mesnih izd.	108,1	98,3	115,3	111,2	15.1	Production,processing and preserving of meat and meat products
15.5	Pre.mleka in pro.mlečnih izd.	105,1	94,8	97,8	96,8	15.5	Manufacture of dairy products
15.8	Pro.dr. živil	97,9	94,9	106,3	100,0	15.8	Manufacture of other food products
15.9	Pro.pijač	89,9	120,2	90,8	92,1	15.9	Manufacture of beverages
DB	Pro. tekstilij;tekstilnih, krznenih izd.	77,0	76,4	87,5	89,4	DB	Mfr. of textiles and textile products
17	Pro.tekstilij	93,4	89,6	98,4	90,6	17	Manufacture of textiles
17.2	Tkanje tekstilij	65,9	81,8	68,5	71,9	17.2	Textile weaving
17.4	Pro.tekstilnih izd.brez oblačil	96,3	94,4	106,9	88,9	17.4	Mfr. of made-up textiles articles, except apparel
17.5	Pro.dr.tekstilij	100,5	71,8	109,2	108,8	17.5	Manufacture of other textiles
18	Pro.oblačil;strojenje,dodelava krzna	63,0	64,4	76,8	88,2	18	Mfr. wearing apparel; dressing and dyeing of fur
18.2	Pro.dr.oblačil,dodatkov	63,3	64,2	77,1	88,4	18.2	Mfr. of other wearing apparel and accessories
DC	Pro.usnja,usnjenih izd.	92,0	87,6	86,7	82,1	DC	Mfr. of leather and leather products
19	Pro.usnja,usnjenih izd.	92,0	87,6	86,7	82,1	19	Leather tanning and dressing; luggage, saddlery shoes etc manufacture
19.3	Pro.obutve	94,0	89,8	98,6	86,8	19.3	Manufacture of footwear
DD	Obdelava in predelava lesa	98,7	94,6	98,5	103,2	DD	Manufacture of wood and wood products
20	Obdelava in predelava lesa	98,7	94,6	98,5	103,2	20	Mfr. of wood & wood, cork, straw and plaiting materials products
20.1	Žaganje,skobljanje,impregniranje lesa	98,3	81,3	99,6	118,5	20.1	Sawmilling and planing of wood, impregnation of wood
20.2	Pro.furnirja,vezanega lesa,plošč	106,7	106,0	106,8	98,2	20.2	Mfr. of veneer sheets, plywood,laminboard, particle board, etc.
20.3	Stavbno mizarstvo	92,2	97,9	91,7	95,4	20.3	Mfr. of builders' carpentry and joinery
20.5	Pro.dr.izd.iz lesa,plute,protja	112,1	92,7	104,6	109,8	20.5	Mfr. of other wood, cork,straw and plaiting materials products
DE	Pro.vlaknin,papirja;založništvo, tiskar.	98,2	93,3	103,2	106,6	DE	Mfr. of pulp,paper and paper products; publishing and printing
21	Pro.vlaknin,papirja ter izdelkov iz njih	102,8	96,4	103,1	98,6	21	Mfr of pulp, paper & paper products
21.1	Pro.vlaknin,papirja,kartona	96,8	91,1	95,5	98,8	21.1	Mfr. of pulp, paper and paperboard
21.2	Pro.izd.iz papirja,kartona	114,1	106,1	118,1	98,0	21.2	Mfr. of articles of paper and paperboard
22	Založništvo,tiskarstvo	95,3	91,3	103,2	112,6	22	Publishing, printing & reproduction of recorded media
22.1	Založništvo	94,4	90,4	113,9	129,9	22.1	Publishing
22.2	Tiskarstvo	96,1	92,3	94,7	98,3	22.2	Printing and services activities related to printing
DF	Pro.koksa,naftnih deriv.,jedrskega goriva	88,3	120,5	84,7	69,5	DF	Mfr. of coke, petroleum prods.& nuc. fuel
23	Pro.koksa,naftnih deriv.,jedrskega goriva	88,3	120,5	84,7	69,5	23	Mfr. of coke, refined petroleum products & nuclear fuel
DG	Pro.kemikalij,kemičnih izd.,umetnih vl.	117,8	98,9	132,1	108,1	DG	Mfr. of chemicals, chemical products & man-made fibres
24	Pro.kemikalij,kemičnih izd.,umetnih vl.	117,8	98,9	132,1	108,1	24	Mfr. chemicals & chemical products
24.1	Pro.osnovnih kemikalij	102,7	97,7	105,5	100,0	24.1	Manufacture of basic chemicals
24.3	Pro.kritnih barv,lakov,kitov,ipd.	113,1	130,1	98,4	95,4	24.3	Mfr.of paints,varnishes, printing ink and mastics
24.4	Pro.farmaceutskih izd.	121,3	96,0	150,6	111,1	24.4	Mfr. pharmaceuticals, medicinal chemicals & botanical products

1) V tabeli so objavljeni le indeksi za tiste skupine, za katere je delež dodane vrednosti presegal prag 0,5 % v industriji v letu 2000.  
The table shows indices only for the groups whose share of value added is over 0.5% of the industry in the year 2000.

2) Oddelek 11 (Pridobivanje nafte in zem. plina) ni vključen.  
Division 11 (Extraction of petroleum and natural gas) is excluded.

**1. Indeksi obsega industrijske proizvodnje po dejavnostih, Slovenija, april 2005 (nadaljevanje)**  
 Production volume indices by activity, Slovenia, April 2005 (continued)

		IV 2005	IV 2005	IV 2005	I-IV 2005		
		Ø 2004	III 2005	IV 2004	I-IV 2004		
24.5	Pro.mil.,čistilnih sredstev,parfumov,ipd.	117,0	96,4	116,3	109,4	24.5	Mfr. soap, cleaning, polishing, perfumes & toilet preparations
24.6	Pro.dr.kemičnih izd.	91,5	107,8	101,3	98,5	24.6	Mfr. of other chemical products
DH	Pro.izd.iz gume in plastičnih mas	106,7	100,0	111,9	107,2	DH	Mfr. of rubber and plastic products
25	Pro.izd.iz gume in plastičnih mas	106,7	100,0	111,9	107,2	25	Mfr. of rubber & plastic products
25.1	Pro.izd.iz gume	105,7	101,9	105,6	99,7	25.1	Manufacture of rubber products
25.2	Pro.izd.iz plastičnih mas	107,4	98,5	117,2	113,6	25.2	Manufacture of plastic products
DI	Pro.dr.nekovinskih mineralnih izd.	97,9	114,6	101,4	97,4	DI	Mfr. of other non-metallic mineral products
26	Pro.dr.nekovinskih mineralnih izd.	97,9	114,6	101,4	97,4	26	Mfr. of other non-metallic mineral products
26.1	Pro.stekla,steklenih izd.	90,8	90,2	89,6	91,1	26.1	Manufacture of glass and glass products
26.5	Pro.cementa,apna,mavca	113,2	123,5	93,4	86,1	26.5	Mfr. of cement, lime and plaster
26.6	Pro.izd.iz betona,mavca,cementa	106,1	119,8	103,5	96,3	26.6	Mfr. of articles of concrete, plaster and cement
26.8	Pro.brusil,dr.nekovinskih mineral.izd.	90,3	121,2	105,7	103,2	26.8	Mfr. of other non-metal. mineral products
DJ	Pro.kovin in kovinskih izd.	99,0	91,7	95,6	100,7	DJ	Mfr. of basic metals & fabricated metal products
27	Pro.kovin	93,6	82,8	82,5	96,8	27	Manufacture of basic metals
27.1	Pro.železa,jekla,ferozlitin	81,5	66,4	86,7	95,9	27.1	Mfr. of basic iron and steel and of ferro-alloys
27.4	Pro.plemenitih in neželeznih kovin	98,4	94,6	73,2	93,1	27.4	Mfr. of basic precious and non-ferrous metals
27.5	Livarstvo	103,2	86,0	106,6	110,1	27.5	Casting of metals
28	Pro.kovinskih izd. brez strojev in naprav	102,0	97,0	104,1	103,0	28	Mfr. of fabricated metal products, except machinery & equipment
28.1	Pro.gradbenih kovinskih konstrukcij	92,9	99,2	84,6	93,2	28.1	Mfr. of structural metal products
28.5	Površin.obdelava kovin;mehanična dela	79,9	98,0	88,8	86,9	28.5	Treatment and coating of metals; general mechanical engineering
28.6	Pro.rezil,orodja,okovja	107,1	103,3	131,6	105,2	28.6	Mfr. of cutlery, tools and general hardware
28.7	Pro.dr.kovinskih izd.	105,6	93,5	102,7	106,6	28.7	Mfr. of other fabricated metal products
DK	Pro.strojev in naprav	102,3	100,8	109,5	99,4	DK	Mfr. of machinery and equipment nec.
29	Pro.strojev in naprav	102,3	100,8	109,5	99,4	29	Mfr. of machinery & equipment nec
29.1	Pro.strojev,brez motorjev za vozila	86,1	93,9	101,5	83,7	29.1	Mfr. for mechanical power, not engines
29.2	Pro.peči,dvigal,dr.naprav	126,9	117,7	114,5	105,3	29.2	Mfr. of other general purpose machinery
29.4	Pro.obdelovalnih strojev	112,9	136,0	174,7	161,8	29.4	Manufacture of machine tools
29.5	Pro.strojev za dr.posebne namene	96,5	92,2	97,5	92,4	29.5	Mfr. of other special purpose machinery
29.7	Pro.gospodinjskih naprav	93,4	90,6	102,3	96,5	29.7	Mfr. of domestic appliances nec.
DL	Pro.električne,optične opreme	92,3	103,0	104,6	86,6	DL	Mfr. of electrical and optical equipment
30	Pro.pisarniških strojev,računalnikov	87,2	106,1	95,1	73,9	30	Mfr. of office machinery & computers
31	Pro.el.strojev,naprav	91,4	94,4	100,3	86,1	31	Mfr. of electrical machinery and apparatus nec
31.1	Pro.elektromot.,generator.,transformat.	105,9	86,1	108,7	104,6	31.1	Mfr. of electric motors, generators and transformers
31.2	Pro.naprav za distrib.,krmiljenje el.	59,7	111,7	77,4	47,5	31.2	Mfr. of electricity distribution and control apparatus
31.3	Pro.izoliranih el.kablov,žic	93,0	83,5	105,1	106,0	31.3	Mfr. of insulated wire and cable
31.6	Pro.dr.el.opreme za stroje in dr.	98,7	105,4	103,3	90,3	31.6	Mfr. of electrical equipment nec.
32	Pro.RTV,komunikacijskih naprav, opreme	98,1	166,7	126,1	87,1	32	Mfr. of radio, TV & communication equipment & apparatus
32.1	Pro.elektron,dr.elektron.komponent	89,3	95,7	91,9	92,4	32.1	Mfr. of electronic valves & tubes & other electronic components
32.2	Pro.RTV oddajnikov,TT naprav	103,1	252,7	151,4	83,3	32.2	Mfr. of TV & radio transmitters & line telephony & telegraphy
33	Pro.medicin.,finomehan.,optičnih instr.	88,1	83,8	96,5	88,8	33	Mfr. Medical, precision & optical instruments, watches & clocks
33.2	Pro.merilnih,kontrolnih,navigac.instr.	88,3	76,5	90,0	91,7	33.2	Mfr. of instruments & appliances for measuring etc.
33.4	Pro.optičnih instr.in fotoopreme	82,8	103,6	112,6	78,3	33.4	Mfr. of optical and photographic equip.
DM	Pro.vozil in plovil	110,3	85,2	111,7	117,0	DM	Manufacture of transport equipment
34	Pro.mot.vozil,prikolic,polprikolic	114,9	82,8	120,4	125,0	34	Mfr. of motor vehicles, trailers and semi-trailers
34.1	Pro.mot.vozil	117,6	73,8	123,9	143,9	34.1	Manufacture of motor vehicles
34.3	Pro.delov,opreme za mot.vozila	114,2	95,1	118,4	110,4	34.3	Mfr. of parts & accessories for motor vehicles & their engines
35	Pro.dr.vozil,plovil	89,0	103,0	77,8	82,2	35	Mfr. of other transport equipment
DN	Pro.pohišta,dr.pred.dej.,reciklaža	96,2	95,4	97,9	96,6	DN	Manufacturing not elsewhere classified
36	Pro.pohišta,dr.predelovalne dej.	95,4	94,9	98,2	96,6	36	Manufacture of furniture; manufacturing not elsewhere classified
36.1	Pro.pohišta	98,5	97,0	102,1	99,7	36.1	Manufacture of furniture
37	Reciklaža	103,1	101,0	95,6	96,3	37	Recycling
<b>E</b>	<b>Oskrba z elektriko,plinom,vodo<sup>3)</sup></b>	<b>98,2</b>	<b>90,7</b>	<b>98,2</b>	<b>99,8</b>	<b>E</b>	<b>Electricity, gas and water supply<sup>3)</sup></b>
40	Oskrba z el.,plinom,paro,toplo vodo <sup>4)</sup>	98,2	90,7	98,2	99,8	40	Electricity, gas, steam & hot water <sup>4)</sup>
40.1	Oskrba z elektriko	97,5	92,7	97,5	98,7	40.1	Production and distribution of electricity

3) Oddelek 41 (Zbiranje, čiščenje in distribucija vode) ni vključen.  
Division 41 (Collection, purification and distribution of water) is excluded.

4) Skupina 40.3 (Oskrba s paro in toplo vodo) ni vključena.  
Group 40.3 (Steam and hot water supply) is excluded.

## 2. Trendni indeksi obsega industrijske proizvodnje po metodi TRAMO-SEATS, Slovenija, 2004-2005

Trend-indices of industrial production by the TRAMO-SEATS method, Slovenia, 2004-2005

### Industrijska proizvodnja skupaj

Izvirni indeks Ø 2004=100

Total industrial production

Original index Ø 2004=100

	Jan Jan	Feb Feb	Mar Mar	Apr Apr	Maj May	Jun Jun	Jul Jul	Avg Aug	Sep Sep	Okt Oct	Nov Nov	Dec Dec
2004	98,0	98,3	98,6	99,1	99,7	100,0	99,8	99,5	99,2	98,9	98,4	97,9
2005	97,4	97,4	97,9	98,6								

### Rudarstvo

Izvirni indeks Ø 2004=100

Mining and quarrying

Original index Ø 2004=100

	Jan Jan	Feb Feb	Mar Mar	Apr Apr	Maj May	Jun Jun	Jul Jul	Avg Aug	Sep Sep	Okt Oct	Nov Nov	Dec Dec
2004	96,7	96,7	96,7	96,6	96,6	96,5	96,5	96,4	96,3	96,2	96,2	96,1
2005	96,1	96,0	95,9	95,9								

### Predelovalne dejavnosti

Izvirni indeks Ø 2004=100

Manufacturing

Original index Ø 2004=100

	Jan Jan	Feb Feb	Mar Mar	Apr Apr	Maj May	Jun Jun	Jul Jul	Avg Aug	Sep Sep	Okt Oct	Nov Nov	Dec Dec
2004	98,3	98,4	98,4	98,7	99,3	99,7	99,6	99,5	99,4	99,1	98,6	98,0
2005	97,5	97,6	98,3	99,2								

### Oskrba z elektriko, plinom in vodo

Izvirni indeks Ø 2004=100

Electricity, gas and water supply

Original index Ø 2004=100

	Jan Jan	Feb Feb	Mar Mar	Apr Apr	Maj May	Jun Jun	Jul Jul	Avg Aug	Sep Sep	Okt Oct	Nov Nov	Dec Dec
2004	97,2	97,4	97,6	97,8	98,0	98,2	98,4	98,6	98,8	99,0	99,2	99,3
2005	99,5	99,7	99,9	100,1								

### Dejavnosti po namenu porabe proizvodov

Main industrial groups

#### A Proizvodi za vmesno porabo

Izvirni indeks Ø 2004=100

A Intermediate goods industries

Original index Ø 2004=100

	Jan Jan	Feb Feb	Mar Mar	Apr Apr	Maj May	Jun Jun	Jul Jul	Avg Aug	Sep Sep	Okt Oct	Nov Nov	Dec Dec
2004	96,6	97,4	97,6	97,9	98,3	98,8	99,1	99,0	98,8	98,9	98,8	97,9
2005	96,7	96,0	95,8	96,1								

#### B Proizvodi za investicije

Izvirni indeks Ø 2004=100

B Capital goods industries

Original index Ø 2004=100

	Jan Jan	Feb Feb	Mar Mar	Apr Apr	Maj May	Jun Jun	Jul Jul	Avg Aug	Sep Sep	Okt Oct	Nov Nov	Dec Dec
2004	94,1	94,5	94,9	95,2	95,6	96,0	96,3	96,7	97,0	97,4	97,8	98,1
2005	98,5	98,9	99,2	99,6								

#### C Proizvodi za široko porabo

Izvirni indeks Ø 2004=100

C Consumer goods industries

Original index Ø 2004=100

	Jan Jan	Feb Feb	Mar Mar	Apr Apr	Maj May	Jun Jun	Jul Jul	Avg Aug	Sep Sep	Okt Oct	Nov Nov	Dec Dec
2004	98,1	97,9	98,0	98,1	98,5	98,7	98,7	98,5	98,4	98,3	98,3	98,5
2005	98,9	99,6	100,6	101,5								



**3. Desezonirane vrednosti indeksa industrijske proizvodnje po metodi TRAMO-SEATS, Slovenija, 2004 - 2005**

Production volume indices - seasonally adjusted by the TRAMO-SEATS method, Slovenia, 2004 - 2005

**Industrijska proizvodnja skupaj**

Total industrial production

**Izvorni indeks Ø 2004=100**

Original index Ø 2004=100

	Jan Jan	Feb Feb	Mar Mar	Apr Apr	Maj May	Jun Jun	Jul Jul	Avg Aug	Sep Sep	Okt Oct	Nov Nov	Dec Dec
2004	98,8	97,9	98,7	96,8	102,6	100,9	100,3	98,9	100,3	98,0	99,9	97,2
2005	96,3	95,2	97,0	100,3								

**Rudarstvo**

Mining and quarrying

**Izvorni indeks Ø 2004=100**

Original index Ø 2004=100

	Jan Jan	Feb Feb	Mar Mar	Apr Apr	Maj May	Jun Jun	Jul Jul	Avg Aug	Sep Sep	Okt Oct	Nov Nov	Dec Dec
2004	101,4	105,8	105,1	100,4	111,1	92,3	97,3	103,3	101,4	80,8	102,3	98,4
2005	97,8	92,3	82,3	81,8								

**Predelovalne dejavnosti**

Manufacturing

**Izvorni indeks Ø 2004=100**

Original index Ø 2004=100

	Jan Jan	Feb Feb	Mar Mar	Apr Apr	Maj May	Jun Jun	Jul Jul	Avg Aug	Sep Sep	Okt Oct	Nov Nov	Dec Dec
2004	99,2	97,7	98,5	96,3	101,3	100,9	99,8	98,3	101,2	98,7	99,9	97,5
2005	96,3	94,9	97,8	100,9								

**Oskrba z elektriko, plinom in vodo**

Electricity, gas and water supply

**Izvorni indeks Ø 2004=100**

Original index Ø 2004=100

	Jan Jan	Feb Feb	Mar Mar	Apr Apr	Maj May	Jun Jun	Jul Jul	Avg Aug	Sep Sep	Okt Oct	Nov Nov	Dec Dec
2004	97,5	99,9	100,1	101,7	112,1	102,2	102,1	104,7	82,5	99,6	101,0	96,7
2005	98,6	103,0	97,0	99,9								

**Dejavnosti po namenu porabe proizvodov**

Main industrial groups

**A Proizvodi za vmesno porabo**

A Intermediate goods industries

**Izvorni indeks Ø 2004=100**

Original index Ø 2004=100

	Jan Jan	Feb Feb	Mar Mar	Apr Apr	Maj May	Jun Jun	Jul Jul	Avg Aug	Sep Sep	Okt Oct	Nov Nov	Dec Dec
2004	98,0	98,9	96,5	97,6	107,9	98,8	99,9	99,5	97,5	98,1	102,0	97,9
2005	94,8	96,0	94,0	96,8								

**B Proizvodi za investicije**

B Capital goods industries

**Izvorni indeks Ø 2004=100**

Original index Ø 2004=100

	Jan Jan	Feb Feb	Mar Mar	Apr Apr	Maj May	Jun Jun	Jul Jul	Avg Aug	Sep Sep	Okt Oct	Nov Nov	Dec Dec
2004	98,0	97,1	93,6	95,5	95,2	101,3	100,8	102,9	105,8	97,5	97,6	103,2
2005	95,5	94,5	97,0	103,1								

**C Proizvodi za široko porabo**

C Consumer goods industries

**Izvorni indeks Ø 2004=100**

Original index Ø 2004=100

	Jan Jan	Feb Feb	Mar Mar	Apr Apr	Maj May	Jun Jun	Jul Jul	Avg Aug	Sep Sep	Okt Oct	Nov Nov	Dec Dec
2004	101,6	97,4	103,8	95,8	100,4	102,8	99,2	97,2	100,0	97,0	97,7	95,0
2005	99,5	95,0	101,9	103,4								

**4. Indeksi industrijske proizvodnje prilagojeni glede na različno število delovnih dni po metodi TRAMO-SEATS, Slovenija, 2004 - 2005**

Production volume indices - working day adjusted with TRAMO-SEATS, Slovenia, 2004-2005

**Industrijska proizvodnja skupaj**

**Izvirni indeks Ø 2000=100**

Total industrial production

Original index Ø 2000=100

	Jan Jan	Feb Feb	Mar Mar	Apr Apr	Maj May	Jun Jun	Jul Jul	Avg Aug	Sep Sep	Okt Oct	Nov Nov	Dec Dec
2004	108,9	106,0	118,2	110,9	122,2	118,5	113,1	97,6	118,7	119,7	121,3	103,7
2005	106,1	102,9	116,3	114,8								

**Predelovalne dejavnosti**

**Izvirni indeks Ø 2000=100**

Manufacturing

Original index Ø 2000=100

	Jan Jan	Feb Feb	Mar Mar	Apr Apr	Maj May	Jun Jun	Jul Jul	Avg Aug	Sep Sep	Okt Oct	Nov Nov	Dec Dec
2004	107,3	104,5	117,1	110,8	122,5	120,0	113,7	97,5	120,2	120,4	121,0	102,3
2005	104,0	101,4	116,3	116,0								

**Dejavnosti po namenu porabe proizvodov**

Main industrial groups

**A Proizvodi za vmesno porabo**

**Izvirni indeks Ø 2000=100**

A Intermediate goods industries

Original index Ø 2000=100

	Jan Jan	Feb Feb	Mar Mar	Apr Apr	Maj May	Jun Jun	Jul Jul	Avg Aug	Sep Sep	Okt Oct	Nov Nov	Dec Dec
2004	111,3	110,7	119,5	115,6	129,1	116,6	115,1	99,4	117,2	121,8	123,7	101,9
2005	107,6	107,4	116,0	114,5								

**B Proizvodi za investicije**

**Izvirni indeks Ø 2000=100**

B Capital goods industries

Original index Ø 2000=100

	Jan Jan	Feb Feb	Mar Mar	Apr Apr	Maj May	Jun Jun	Jul Jul	Avg Aug	Sep Sep	Okt Oct	Nov Nov	Dec Dec
2004	125,6	125,8	132,4	131,6	136,7	145,1	131,6	110,8	150,0	144,0	136,9	130,3
2005	122,2	122,5	137,0	141,6								

**C Proizvodi za široko porabo**

**Izvirni indeks Ø 2000=100**

C Consumer goods industries

Original index Ø 2000=100

	Jan Jan	Feb Feb	Mar Mar	Apr Apr	Maj May	Jun Jun	Jul Jul	Avg Aug	Sep Sep	Okt Oct	Nov Nov	Dec Dec
2004	99,9	92,1	110,2	97,2	108,7	110,2	103,2	90,0	107,4	108,0	112,2	95,0
2005	97,7	89,7	108,3	104,9								

**5. Indeksi obsega zalog industrijskih proizvodov po dejavnostih, Slovenija, april 2005<sup>1)</sup>**  
 Stock volume indices by activity, Slovenia, April 2005<sup>1)</sup>

		IV 2005	IV 2005	IV 2005	I-IV 2005		
		Ø 2004	III 2005	IV 2004	I-IV 2004		
<b>Industrija skupaj</b>		<b>112,1</b>	<b>99,4</b>	<b>118,2</b>	<b>118,1</b>	<b>Industry</b>	
<b>Dejavnosti po namenu porabe proizvodov</b>						<b>Main industrial groups</b>	
<b>A</b>	Proizvodi za vmesno porabo	128,6	95,3	138,8	139,5	<b>A</b>	Intermediate goods industries
<b>AE</b>	Energenti	86,8	66,7	86,9	141,4	<b>AE</b>	Energy related industries
<b>AI</b>	Surovine	130,1	96,2	141,1	139,0	<b>AI</b>	Intermediate goods industries (except energy)
<b>B</b>	Proizvodi za investicije	104,8	103,6	108,5	108,3	<b>B</b>	Capital goods industries
<b>C</b>	Proizvodi za široko porabo	96,5	103,9	99,9	98,1	<b>C</b>	Consumer goods industries
<b>CD</b>	Trajni proizvodi za široko porabo	100,6	102,9	99,9	106,0	<b>CD</b>	Durable consumer goods industries
<b>CN</b>	Netrajni proizvodi za široko porabo	94,8	104,4	100,3	94,4	<b>CN</b>	Non-durable consumer goods industries
<b>Dejavnosti po Standardni klasifikaciji dejavnosti (področja, podpodročja, oddelki in skupine)</b>						<b>Activities according to the Standard Classification of Activities (sectors, subsectors, divisions subdivisions)</b>	
<b>C</b>	<b>Rudarstvo</b>	<b>95,1</b>	<b>80,9</b>	<b>112,9</b>	<b>132,7</b>	<b>C</b>	<b>Mining and quarrying</b>
CA	Pri.energetskih surovin <sup>2)</sup>	z	z	z	z	CA	Mining & quarrying of energy materials <sup>2)</sup>
10	Pri. črnega, rjavega premoga, lignita, šote	z	z	z	z	10	Mining of coal & lignite; extrac. of peat
10.2	Pri.rjavega premoga, lignita	z	z	z	z	10.2	Mining and agglomeration of lignite
CB	Pri.rud in kamnin brez energetskih	104,9	102,3	149,1	122,2	CB	Mining & quarrying except energy producing materials
14	Pri.dr.rudnin in kamnin	104,9	102,3	149,1	122,2	14	Other mining and quarrying
14.2	Pri.peska,gline	109,1	102,7	120,3	133,2	14.2	Quarrying of sand and clay
<b>D</b>	<b>Predelovalne dejavnosti</b>	<b>112,6</b>	<b>99,9</b>	<b>117,8</b>	<b>117,3</b>	<b>D</b>	<b>Manufacturing</b>
DA	Pro.hrane,pijač,tobačnih izd.	103,8	100,4	97,6	95,4	DA	Mfr. of food; beverages and tobacco
15	Pro.hrane,pijač,krmil	103,8	100,4	112,2	103,0	15	Mfr. of food products & beverages
15.1	Pro.,konzerviranje mesa,mesnih izd.	117,0	101,3	124,1	108,2	15.1	Production,processing and preserving of meat and meat products
15.5	Pre.mleka in pro.mlečnih izd.	141,2	102,4	154,4	127,7	15.5	Manufacture of dairy products
15.8	Pro.dr. živil	97,5	97,3	116,4	101,5	15.8	Manufacture of other food products
15.9	Pro.pijač	103,8	105,3	112,9	103,2	15.9	Manufacture of beverages
DB	Pro. tekstilij;tekstilnih, krznenih izd.	81,6	98,4	85,1	90,3	DB	Mfr. of textiles and textile products
17	Pro.tekstilij	73,6	99,8	75,5	76,9	17	Manufacture of textiles
17.2	Tkanje tekstilij	97,1	99,2	95,9	97,9	17.2	Textile weaving
17.4	Pro.tekstilnih izd.brez oblačil	44,9	104,3	45,6	44,3	17.4	Mfr. of made-up textiles articles, except apparel
17.5	Pro.dr.tekstilij	97,1	92,9	104,6	113,0	17.5	Manufacture of other textiles
18	Pro.oblačil;strojenje,dodelava krzna	88,5	97,4	93,7	102,3	18	Mfr. wearing apparel; dressing and dyeing of fur
18.2	Pro.dr.oblačil,dodatkov	89,4	97,4	94,9	103,7	18.2	Mfr. of other wearing apparel and accessories
DC	Pro.usnja,usnjenih izd.	87,2	104,2	89,8	83,8	DC	Mfr. of leather and leather products
19	Pro.usnja,usnjenih izd.	87,2	104,2	89,8	83,8	19	Leather tanning and dressing; luggage, saddlery shoes etc manufacture
19.3	Pro.obutve	97,9	105,7	107,0	97,4	19.3	Manufacture of footwear
DD	Obdelava in predelava lesa	89,3	93,0	88,1	93,5	DD	Manufacture of wood and wood products
20	Obdelava in predelava lesa	89,3	93,0	88,1	93,5	20	Mfr. of wood & wood, cork, straw and plaiting materials products
20.1	Žaganje,skobljanje,impregniranje lesa	89,0	97,4	89,3	93,9	20.1	Sawmilling and planing of wood, impregnation of wood
20.2	Pro.furnirja,vezanega lesa,plošč	81,5	84,0	76,5	92,4	20.2	Mfr. of veneer sheets, plywood,laminboard, particle board, etc.
20.3	Stavbno mizarstvo	97,6	95,3	98,5	99,5	20.3	Mfr. of builders' carpentry and joinery
20.5	Pro.dr.izd.iz lesa,plute,protja	73,7	91,5	69,2	75,3	20.5	Mfr. of other wood, cork,straw and plaiting materials products
DE	Pro.vlaknin,papirja;založništvo, tiskar.	95,5	100,4	101,0	97,3	DE	Mfr. of pulp,paper and paper products; publishing and printing
21	Pro.vlaknin,papirja ter izdelkov iz njih	108,1	100,7	111,2	106,7	21	Mfr of pulp, paper & paper products
21.1	Pro.vlaknin,papirja,kartona	107,6	98,2	115,2	109,7	21.1	Mfr. of pulp, paper and paperboard
21.2	Pro.izd.iz papirja,kartona	109,1	106,2	104,5	101,2	21.2	Mfr. of articles of paper and paperboard
22	Založništvo,tiskarstvo	85,0	100,1	92,3	89,2	22	Publishing, printing & reproduction of recorded media
22.1	Založništvo	91,5	103,2	112,7	100,7	22.1	Publishing
22.2	Tiskarstvo	78,8	96,6	76,9	80,8	22.2	Printing and services activities related to printing
DF	Pro.koksa,naftnih deriv.,jedrskega goriva	93,0	86,1	98,3	102,1	DF	Mfr. of coke, petroleum prods.& nuc. fuel
23	Pro.koksa,naftnih deriv.,jedrskega goriva	93,0	86,1	98,3	102,1	23	Mfr. of coke, refined petroleum products & nuclear fuel

1) V tabeli so objavljeni le indeksi za tiste skupine, za katere je delež dodane vrednosti presegel prag 0,5 % v industriji v letu 2000.

The table shows indices only for the groups whose share of value added is over 0.5% of the industry in the year 2000.

2) Oddelek 11 (Pridelava nafte in zem. plina) ni vključen.

Division 11 (Extraction of petroleum and natural gas) is excluded.



**5. Indeksi obsega zalog industrijskih proizvodov po dejavnostih, Slovenija, april 2005 (nadaljevanje)**  
Stock volume indices by activity, Slovenia, April 2005 (continued)

		IV 2005	IV 2005	IV 2005	I-IV 2005		
		Ø 2004	III 2005	IV 2004	I-IV 2004		
DG	Pro.kemikalij,kemičnih izd.,umetnih vl.	99,3	107,7	112,4	100,0	DG	Mfr. of chemicals, chemical products & man-made fibres
24	Pro.kemikalij,kemičnih izd.,umetnih vl.	99,3	107,7	112,4	100,0	24	Mfr. chemicals & chemical products
24.1	Pro.osnovnih kemikalij	102,4	94,9	97,4	93,8	24.1	Manufacture of basic chemicals
24.3	Pro.kritnih barv,lakov,kitov,ipd.	89,1	88,2	79,0	79,9	24.3	Mfr.of paints, varnishes, printing ink and mastics
24.4	Pro.farmaceutskih izd.	98,3	113,9	125,8	103,5	24.4	Mfr. pharmaceuticals, medicinal chemicals & botanical products
24.5	Pro.mil.,čistilnih sredstev,parfumov,ipd.	91,1	101,4	86,3	88,1	24.5	Mfr. soap, cleaning, polishing, perfumes & toilet preparations
24.6	Pro.dr.kemičnih izd.	114,3	101,1	104,4	111,4	24.6	Mfr. of other chemical products
DH	Pro.izd.iz gume in plastičnih mas	130,5	105,1	126,6	117,8	DH	Mfr. of rubber and plastic products
25	Pro.izd.iz gume in plastičnih mas	130,5	105,1	126,6	117,8	25	Mfr. of rubber & plastic products
25.1	Pro.izd.iz gume	124,7	108,9	113,7	110,9	25.1	Manufacture of rubber products
25.2	Pro.izd.iz plastičnih mas	132,9	103,7	133,6	120,6	25.2	Manufacture of plastic products
DI	Pro.dr.nekovinskih mineralnih izd.	81,7	97,6	85,5	89,0	DI	Mfr. of other non-metallic mineral products
26	Pro.dr.nekovinskih mineralnih izd.	81,7	97,6	85,5	89,0	26	Mfr. of other non-metallic mineral products
26.1	Pro.stekla,steklenih izd.	112,8	100,5	109,4	117,9	26.1	Manufacture of glass and glass products
26.5	Pro.cementa,apna,mavca	110,5	94,6	112,6	141,6	26.5	Mfr. of cement, lime and plaster
26.6	Pro.izd.iz betona,mavca,cementa	64,3	92,5	66,9	66,1	26.6	Mfr. of articles of concrete, plaster and cement
26.8	Pro.brusil,dr.nekovinskih mineral.izd.	75,0	103,9	84,3	82,2	26.8	Mfr. of other non-metal. mineral products
DJ	Pro.kovin in kovinskih izd.	181,2	95,4	199,1	201,2	DJ	Mfr. of basic metals & fabricated metal products
27	Pro.kovin	250,6	94,0	354,2	333,4	27	Manufacture of basic metals
27.1	Pro. železa,jekla,ferozlitin	449,4	91,0	1062,9	919,2	27.1	Mfr. of basic iron and steel and of ferro-alloys
27.4	Pro.plemenitih in neželeznih kovin	103,5	105,5	104,0	93,4	27.4	Mfr. of basic precious and non-ferrous metals
27.5	Livarstvo	118	103	133,9	120,2	27.5	Casting of metals
28	Pro.kovinskih izd. brez strojev in naprav	124,2	97,7	114,4	116,7	28	Mfr.of fabricated metal products,except machinery & equipment
28.1	Pro.gradbenih kovinskih konstrukcij	83,7	94,0	56,5	68,7	28.1	Mfr. of structural metal products
28.5	Površin.obdelava kovin;mehanična dela	3,4	123,4	2,6	2,7	28.5	Treatment and coating of metals; general mechanical engineering
28.6	Pro.rezil,orodja,okovja	93,7	96,9	93,1	89,0	28.6	Mfr. of cutlery, tools and general hardware
28.7	Pro.dr.kovinskih izd.	117,9	98,3	124,9	120,2	28.7	Mfr.of other fabricated metal products
DK	Pro.strojev in naprav	115,7	105,7	117,3	111,7	DK	Mfr. of machinery and equipment nec.
29	Pro.strojev in naprav	115,7	105,7	117,3	111,7	29	Mfr of machinery & equipment nec
29.1	Pro.strojev,brez motorjev za vozila	127,6	89,9	122,4	129,4	29.1	Mfr.machinery for mechanical power, save aircraft, etc engines
29.2	Pro.peči,dvigal,dr.naprav	66,3	69,3	52,3	62,8	29.2	Mfr. of other general purpose machinery
29.4	Pro.obdelovalnih strojev	129,2	206,5	228,4	182,7	29.4	Manufacture of machine tools
29.5	Pro.strojev za dr.posebne namene	72,2	107,7	58,7	56,4	29.5	Mfr. of other special purpose machinery
29.7	Pro.gospodinjiskih naprav	135,1	109,9	140,5	127,8	29.7	Mfr. of domestic appliances nec.
DL	Pro.električne,optične opreme	87,7	103,1	90,7	99,1	DL	Mfr. of electrical and optical equipment
30	Pro.pisarniških strojev,računalnikov	121,3	108,4	156,2	239,5	30	Mfr. of office machinery & computers
31	Pro.el.strojev,naprav	102,3	90,9	109,0	115,4	31	Mfr. of electrical machinery and apparatus nec
31.1	Pro.elektromot.,generator.,transformat.	102,8	99,4	118,6	122,5	31.1	Mfr. of electric motors, generators and transformers
31.2	Pro.naprav za distrib.,krmiljenje el.	100,7	101,9	98,4	94,1	31.2	Mfr. of electricity distribution and control apparatus
31.3	Pro.izoliranih el.kablov,žic	184,1	75,5	137,8	215,7	31.3	Mfr. of insulated wire and cable
31.6	Pro.dr.el.opreme za stroje in dr.	81,5	81,6	91,7	97,1	31.6	Mfr. of electrical equipment nec.
32	Pro.RTV,komunikacijskih naprav, opreme	61,7	135,6	62,0	58,8	32	Mfr. of radio, TV & communication equipment & apparatus
32.1	Pro.elektron,dr.elektron.komponent	57,1	91,7	65,1	74,5	32.1	Mfr. of electronic valves & tubes & other electronic components
32.2	Pro.RTV oddajnikov,TT naprav	62,8	153,0	60,2	53,9	32.2	Mfr. of TV & radio transmitters & line telephony & telegraphy
33	Pro.medicin.,finomehan.,optičnih instr.	98,1	103,9	99,3	115,4	33	Mfr. Medical, precision & optical instruments, watches & clocks
33.2	Pro.merilnih,kontrolnih,navigac.instr.	121,7	100,0	157,7	148,9	33.2	Mfr. of instruments & appliances for measuring etc.
33.4	Pro.optičnih instr.in fotoopreme	92,5	105,9	89,6	105,8	33.4	Mfr. of optical and photographic equip.
DM	Pro.vozil in plovil	106,3	94,9	132,9	119,8	DM	Manufacture of transport equipment
34	Pro.mot.vozil,prikolic,polprikolic	113,6	95,0	142,1	127,2	34	Mfr. of motor vehicles, trailers and semi-trailers
34.1	Pro.mot.vozil	122,1	85,9	172,7	136,1	34.1	Manufacture of motor vehicles
34.3	Pro.delov.opreme za mot.vozila	111,1	104,0	133,6	128,5	34.3	Mfr. of parts & accessories for motor vehicles & their engines
35	Pro.dr.vozil,plovil	18,6	89,9	23,1	28,0	35	Mfr. of other transport equipment
DN	Pro.pohišva,dr.pred.dej.,reciklaža	89,8	100,7	87,7	85,9	DN	Manufacturing not elsewhere classified
36	Pro.pohišva,dr.predelovalne dej.	93,9	100,7	91,7	89,7	36	Manufacture of furniture; manufacturing not elsewhere classified
36.1	Pro.pohišva	92,0	97,7	90,7	90,0	36.1	Manufacture of furniture
37	Reciklaža	0	0	0	1,2	37	Recycling

**6. Indeksi števil a zaposlenih oseb po dejavnostih industrijske proizvodnje, Slovenija, april 2005**  
Indices of persons in paid employment by kind of activity, Slovenia, April 2005

		IV 2005	IV 2005	IV 2005	I-IV 2005		
		Ø 2004	III 2005	IV 2004	I-IV 2004		
<b>Industrija skupaj</b>		<b>98,7</b>	<b>99,9</b>	<b>98,5</b>	<b>98,7</b>	<b>Industry</b>	
<b>Dejavnosti po Standardni klasifikaciji dejavnosti (področja, podpodročja, oddelki in skupine)</b>						<b>Activities according to the Standard Classification of Activities (sectors, subsectors, divisions subdivisions)</b>	
<b>C Rudarstvo</b>		<b>96,5</b>	<b>100,3</b>	<b>96,4</b>	<b>95,4</b>	<b>C Mining and quarrying</b>	
CA Pri.energetskih surovin <sup>1)</sup>		94,6	100,1	93,6	92,3	CA Mining & quarrying of energy materials <sup>1)</sup>	
10 Pri. črnega, rjavega premoga, lignita		94,6	100,1	93,6	92,3	10 Mining of coal & lignite; extrac. of peat	
CB Pri.rud in kamnin brez energetskih		102,4	100,7	105,6	105,3	CB Mining & quarrying, not energy materials	
13 Pridobivanje rud	Z	Z	Z	Z	Z	13 Mining of metal ores	
14 Pri.dr.rudnin in kamnin		102,8	100,7	106,6	106,6	14 Other mining and quarrying	
<b>D Predelovalne dejavnosti</b>		<b>98,7</b>	<b>99,9</b>	<b>98,4</b>	<b>98,7</b>	<b>D Manufacturing</b>	
DA Pro.hrane,pijač,tobačnih izd.		96,6	99,5	95,2	95,5	DA Mfr. of food; beverages and tobacco	
15 Pro.hrane,pijač,krmil		97,3	99,5	96,4	96,8	15 Mfr. of food products & beverages	
DB Pro. tekstilij;tekstilnih, krznenih izd.		92,0	98,7	91,0	91,7	DB Mfr. of textiles and textile products	
17 Pro.tekstilij		91,1	98,2	89,7	90,6	17 Manufacture of textiles	
18 Pro.oblačil;strojenje,dodelava krzna		93,0	99,1	92,3	92,8	18 Mfr. wearing apparel; dressing fur	
DC Pro.usnja,usnjenih izd.		90,8	99,4	87,8	88,5	DC Mfr. of leather and leather products	
19 Pro.usnja,usnjenih izd.		90,8	99,4	87,8	88,5	19 Leather tanning; mfr luggage, etc	
DD Obdelava in predelava lesa		97,3	100,1	96,4	97,0	DD Manufacture of wood and wood products	
20 Obdelava in predelava lesa		97,3	100,1	96,4	97,0	20 Mfr. of wood & wood, cork, etc goods	
DE Pro.vlaknin,papirja;založništvo, tiskar.		97,9	100,0	97,4	97,4	DE Mfr. of paper; publishing and printing	
21 Pro.vlaknin,papirja ter izdelkov		94,8	99,4	94,0	94,3	21 Mfr of pulp, paper & paper products	
22 Založništvo,tiskarstvo, razmn. pos. nos.		99,9	100,3	99,5	99,3	22 Publishing, printing & record media	
DF Pro.koksa,naftnih deriv.,jedrskega goriva		91,4	98,8	95,5	80,6	DF Mfr. of coke, petroleum prods.&nuc. fuel	
23 Pro.koksa,naftnih deriv.,jedrskega goriva		91,4	98,8	95,5	80,6	23 Mfr. coke, petroleum prods & nuclear	
DG Pro.kemikalij,kemičnih izd.,um. vl.		99,5	99,8	99,2	99,7	DG Mfr. of chemicals, prod.&man-made fibres	
24 Pro.kemikalij,kemičnih izd.,um. vl.		99,5	99,8	99,2	99,7	24 Mfr. chemicals & chemical products	
DH Pro.izd.iz gume in plastičnih mas		100,6	100,3	101,4	102,4	DH Mfr. of rubber and plastic products	
25 Pro.izd.iz gume in plastičnih mas		100,6	100,3	101,4	102,4	25 Mfr. of rubber & plastic products	
DI Pro.dr.nekovinskih mineralnih izd.		100,7	100,4	101,0	100,2	DI Mfr. of other non-metal.mineral products	
26 Pro.dr.nekovinskih mineralnih izd.		100,7	100,4	101,0	100,2	26 Mfr. other non-metal mineral prods	
DJ Pro.kovin in kovinskih izd.		101,5	100,4	101,8	101,7	DJ Mfr. of basic metals & fabricated products	
27 Pro.kovin		101,6	100,7	100,9	101,8	27 Manufacture of basic metals	
28 Pro.kovinskih izd. razen strojev in naprav		101,5	100,3	102,0	101,7	28 Mfr. fabricated metal, not machines	
DK Pro.strojev in naprav		99,3	100,2	99,1	99,1	DK Mfr. of machinery and equipment nec.	
29 Pro.strojev in naprav		99,3	100,2	99,1	99,1	29 Mfr of machinery & equipment nec	
DL Pro.električne,optične opreme		98,0	99,7	98,0	98,5	DL Mfr. of electrical and optical equipment	
30 Pro.pisarniških strojev,računalnikov		93,2	101,4	90,8	89,5	30 Mfr. of office machinery & computers	
31 Pro.el.strojev,aparátov		100,8	99,8	101,3	101,4	31 Mfr. of electrical machinery etc nec	
32 Pro.rtv,komunikacijskih aparatov in opreme		95,1	99,0	94,4	95,3	32 Mfr. of radio, tv & equipment	
33 Pro.medicin.,finomehan.,optičnih instr., ure		95,8	100,0	95,4	96,7	33 Mfr. of medical & precision instruments	
DM Pro.vozil in plovil		106,9	100,2	110,2	110,0	DM Manufacture of transport equipment	
34 Pro.mot.vozil,prikolic,polprikolic		111,7	100,4	117,4	117,6	34 Mfr. of motor vehicles, trailers etc	
35 Pro.dr.vozil,plovil		94,1	99,6	92,2	91,5	35 Mfr. of other transport equipment	
DN Pro.pohišta,dr.pred.dej.,reciklaža		100,6	99,7	100,6	100,8	DN Manufacturing nec.	
36 Pro.pohišta,dr.predelovalne dej.		100,1	99,6	99,8	100,1	36 Mfr. of furniture; manufacturing nec	
37 Reciklaža		108,8	101,2	112,1	111,9	37 Recycling	
<b>E Oskrba z elektriko,plinom,vodo<sup>2)</sup></b>		<b>101,9</b>	<b>100,2</b>	<b>101,7</b>	<b>101,3</b>	<b>E Electricity, gas and water supply<sup>2)</sup></b>	
40 Oskrba z el.,plinom,paro,toplo vodo <sup>3)</sup>		101,9	100,2	101,7	101,3	40 Electricity, gas, steam & hot water <sup>3)</sup>	

1) Oddelek 11 (Pridelava nafte in zem. plina) ni vključen.  
Division 11 (Extraction of petroleum and natural gas) is excluded.

2) Oddelek 41 (Zbiranje, čiščenje in distribucija vode) ni vključen.  
Division 41(Collection, purification and distribution of water) is excluded.

3) Skupina 40.3 (Oskrba s paro in toplo vodo) ni vključena.  
Group 40.3 (Steam and hot water supply) is excluded.

## 7. Indeksi produktivnosti v skupni industrijski proizvodnji, Slovenija, 2004 in 2005<sup>1)</sup>

The productivity index in industry, Slovenia, 2004 and 2005<sup>1)</sup>

Ø 2004= 100			isto obdobje 2004= 100 same period of 2004= 100	
Mesec Month	2004	2005	Obdobje Period	2005
I	92,0	92,8	I	100,9
II	92,8	90,5	I-II	99,2
III	107,4	104,8	I-III	98,7
IV	95,3	100,3	I-IV	100,2
V	106,0		I-V	
VI	104,6		I-VI	
VII	101,0		I-VII	
VIII	87,2		I-VIII	
IX	107,5		I-IX	
X	104,0		I-X	
XI	107,0		I-XI	
XII	95,6		I-XII	

1) Indeks produktivnosti je izražen kot razmerje med indeksom obsega industrijske proizvodnje in indeksom števila oseb zaposlenih (pridobljen iz SRDAP-a) v industriji.  
The productivity index is expressed as the ratio between the industrial production volume index and the index of persons in paid employment in industry.

### STATISTIČNA ZNAMENJA

- Ø povprečje
- \* popravljen podatek
- 0,0 podatek je manjši od 0,05 dane merske enote
- 1) označba za opombo pod tabelo
- z podatek zaradi zaupnosti ni objavljen

### STATISTICAL SIGNS

- Ø average
- \* corrected data
- 0,0 value not zero but less than 0,05 of the unit employed
- 1) footnote
- z data not published because of confidentiality

### METODOLOŠKA POJASNILA

#### Namen raziskovanja

je zbiranje podatkov o industrijski proizvodnji, ki so osnova za izračun konjunkturnih kazalcev - indeksov obsega industrijske proizvodnje, indeksov obsega zalog industrijskih proizvodov in indeksov produktivnosti v industrijski proizvodnji. Z indeksom industrijske proizvodnje spremljamo tekoče mesečno gibanje obsega industrijske proizvodnje. Na indeksih skupne industrijske proizvodnje se posredno odraža vpliv različnih makroekonomskih dejavnikov. Indeksi proizvodnje nižjih ravni omogočajo analize gibanj v posameznih industrijskih dejavnostih. Prav tako so na makroekonomski ravni kot tudi nižjih ravneh pomembni podatki o gibanju zalog industrijskih proizvodov in gibanju števila zaposlenih v industrijski proizvodnji.

#### Enote opazovanja

so podjetja in enote v sestavi, ki opravljajo eno ali več dejavnosti iz področij Rudarstvo (C), Predelovalne dejavnosti (D) in Oskrba z elektriko, plinom, paro in toplo vodo (del E) Standardne klasifikacije dejavnosti (SKD).

#### Viri

podatkov za to publikacijo so rezultati mesečnega raziskovanja o industrijski proizvodnji in zalogah. Vir podatkov o delovno aktivnih osebah je Statistični register delovno aktivnega prebivalstva (SRDAP), ki ga vodi naš urad. Vzpostavljen je bil na osnovi popisa zaposlenih oseb leta 1986.

### METHODOLOGICAL EXPLANATIONS

#### Purpose of the survey

is to collect data from the field of production, which are the basis for calculating industrial production volume indices, stock volume indices and productivity indices. With industrial production volume indices we monitor current monthly changes of industrial production volume. Total industrial production volume indices indirectly reflect the influence of various macroeconomic factors. Production indices of lower levels enable analysis of trends in individual industrial activities. Data on changes in stocks and changes in the number of persons in paid employment in industry are also important at the macroeconomic level and at lower levels.

#### Observation units

are enterprises and their units performing one or more activities from the fields of Mining and quarrying (C), Manufacturing (D) and Electricity, gas, steam and hot water supply (part of E) of the Standard Classification of the Activities.

#### Sources

of data for this publication are results of the monthly survey of industrial production and stocks. The data source on persons in employment is the Statistical Register of Employment, which is kept by our office. It was set up on the basis of the 1986 census of persons in paid employment.



## Zajetje

V raziskovanje so zajeta vsa velika podjetja in obrati, vsa srednjevelika in reprezentativen vzorec manjših podjetij. V SRDAP-u so zajete vse zaposlene in samozaposlene osebe, ki so obvezno pokojninsko in zdravstveno zavarovane oziroma so v delovnem razmerju na območju RS.

## Način zbiranja podatkov

Podatke o proizvodnji in zalogah zbiramo z mesečnimi poročili na obrazcu IND/M, ki jih sestavljajo poročevalske enote. Podatke o zaposlenih pa pridobivamo iz mesečnih obrazcev M, to je Prijava podatkov za uvedbo in vodenje matične evidence pokojninskega in invalidskega zavarovanja in zdravstvenega zavarovanja, evidence o sklenitvi delovnega razmerja (M-1, M-2, M-1A, M-3, M-3a, M-DČ).

## Definicije in pojasnila

### Indeksi obsega industrijske proizvodnje

Indeksi obsega industrijske proizvodnje za različne ravni SKD se računajo v dveh stopnjah: na prvi stopnji se računa iz količinskih podatkov o proizvodnji posameznih proizvodov in ustreznih ponderacijskih koeficientov, ki pomenijo oceno dodane vrednosti za posamezne proizvode. Delež dodane vrednosti je ocenjen na ravni razreda dejavnosti (štirimestna šifra SKD).

Indeks se računa po Laspeyresovem obrazcu:

$$I = \frac{\sum w_{i,o} x q_{i,t}}{\sum w_{i,o} x q_{i,o}}$$

$w_{i,o}$  - ponderacijski koeficient baznega leta

$q_i$  - količina proizvoda

Na drugi stopnji se vse indekse razredov in višjih ravni ponderira z deleži dodane vrednosti posameznih dejavnosti industrijske proizvodnje po ravneh glede na razvrstitev v SKD. S tem posameznim ravnem določimo njihovo relativno pomembnost in hkrati se med njimi izravnavajo različne stopnje zajetja.

Enako se računajo indeksi za dejavnosti po namenu porabe proizvodov. Namen porabe proizvodov je določen na ravni skupine.

V tabeli so objavljeni le indeksi za tiste skupine, katerih delež dodane vrednosti je presegal prag 0,5 % v industriji v letu 2000. To velja tako za indekse proizvodnje, kot tudi za indekse zalog.

**Indeksi zalog** so izračunani na osnovi količin zalog industrijskih proizvodov po stanju zadnjega dne v mesecu poročanja. Metoda izračuna indeksa je enaka kot pri proizvodnji.

**Indeksi delovno aktivnega prebivalstva v SRDAP** veljajo za zaposlene in samozaposlene osebe, ki so:

- obvezno pokojninsko in zdravstveno zavarovane oziroma so v delovnem razmerju na območju Republike Slovenije;
- stare najmanj 15 let do upokojitve.

Delovno razmerje je lahko sklenjeno za določen ali nedoločen čas, s polnim delovnim časom ali z delovnim časom, krajšim od polnega.

K delovno aktivnemu prebivalstvu, ki je zajeto v tabeli, sodijo:

- osebe, ki so v delovnem razmerju (zaposlene osebe): pri podjetju, družbi, zavodu, drugi organizaciji; pri podružnicah tujih podjetij; izvoljeni ali imenovani nosilci javne ali družbene funkcije; matere z

## Coverage

The survey covers all large and medium-sized enterprises and establishments as well as a representative number of small enterprises. The Statistical Register of Employment covers all persons in paid employment and self-employed persons who have compulsory pension and health insurance or are employed on the territory of the Republic of Slovenia.

## Method of data collection

We collect data on production and stocks with monthly reports on the IND/M form, which are prepared by reporting units. The data on employment are obtained from monthly M forms, i.e. registration of data for the introduction and keeping of the central record of pension and disability insurance, health insurance and employment (M-1, M-2, M-1A, M-3, M-3a, M-DČ).

## Definitions and explanations

### Industrial production volume indices

Industrial production volume indices for various levels of the Standard Classification of Activities are calculated in two steps: in the first step, indices are calculated from quantity data on production of individual goods and adequate weighting coefficients, which represent the estimated value added of individual products. The share of value added is estimated at the level of activity class (four-digit code of the Standard Classification of Activities):

The index is calculated by the Laspeyres formula

$$I = \frac{\sum w_{i,o} x q_{i,t}}{\sum w_{i,o} x q_{i,o}}$$

$w_{i,o}$  - weighting coefficient of the base year,

$q_i$  - product quantity

In the second step, all indices of classes and higher levels are weighted with shares of value added of individual activities of industrial production by level of classification in the Standard Classification of Activities. Thus the relative importance of individual levels is defined and at the same time different levels of coverage are levelled.

In the same way we calculate indices for activities by end-use of products. The end-use of products is defined at the level of the groups

The table shows indices only for the groups whose share of value added is over 0.5% of the industry in the year 2000. This is true both for industrial production indices and for stock indices.

**Indices of stocks** are calculated on the basis of the volume of stocks of industrial products on the last day in the reporting month. The method of calculating this index is the same as for production.

**Indices of persons in employment in the Statistical Register of Employment** are persons in paid employment and self-employed persons who:

- have compulsory pension and health insurance or are employed on the territory of the Republic of Slovenia;
- are at least 15 years old and not retired.

Employment can be permanent or temporary, full time or part time.

Persons in employment covered in the table are:

- persons in paid employment in enterprises, companies, institutions and other organisations or in subsidies of foreign enterprises, elected or appointed holders of public functions, mothers with children working



otrokom, ki delajo po posebnih predpisih; lastniki podjetij, ki jih osebno vodijo in niso zavarovani iz drugega naslova; od 1. 1. 1999 udeleženci javnih del; k zaposlenim osebam **ne štejemo** oseb, ki delajo v teh podjetjih, družbah in organizacijah po pogodbi o delu ali po avtorski pogodbi, in državljanov Republike Slovenije s stalno zaposlitvijo v slovenskih predstavništvih, gradbiščih ipd. v tujini;

- **osebe, ki so v delovnem razmerju (zaposlene osebe):** pri osebah, ki opravljajo gospodarsko ali pridobitno dejavnost; pri osebah, ki opravljajo poklicno dejavnost kot edini ali glavni poklic; pri fizičnih osebah, ki uporabljajo dopolnilno delo drugih ljudi;
- **samozaposlene osebe:** osebe, ki opravljajo gospodarsko ali pridobitno dejavnost (samostojni podjetniki posamezniki); osebe, ki opravljajo poklicno dejavnost kot edini ali glavni poklic (npr. samostojni raziskovalci).

**Indeksi produktivnosti** so opredeljeni kot razmerje med indeksom obsega industrijske proizvodnje in indeksom delovno aktivnega prebivalstva.

#### Desezonirani podatki o industrijski proizvodnji in trend

Indekse smo desezonirali z metodo Tramo/Seats, ki temelji na ARIMA modelih. Pri oblikovanju modelov smo upoštevali časovno obdobje od januarja 1998 do aprila 2005. Na grafu je prikazan trend-cikel, ki kaže osnovno smer razvoja. Pri trend-ciklu je izključen vpliv slučajne komponente. V tabelah so prikazane desezonirane vrednosti. To so vrednosti, pri katerih je izključen vpliv sezone, tj. vrednosti, ki vsebujejo trend-cikel in naključno komponento. Pri desezoniranju indeksov smo upoštevali tudi vpliv delovnih dni, vpliv sezonskih praznikov (Velike noči), seveda pri tistih časovnih vrstah, pri katerih so bili omenjeni vplivi statistično značilni. Zaradi narave podatkov se modeli za leto 2005 razlikujejo od modelov za leto 2004.

#### Objavljanje

Statistične informacije. Rudarstvo in predelovalne dejavnosti. Industrijska proizvodnja

under special regulations, owners or enterprises who run them personally and are not insured otherwise, and since 1 January 1999 people performing public works; persons in paid employment are **not** persons working in enterprises, companies and organisations via contracts for work and citizens of the Republic of Slovenia permanently employed in Slovene embassies, on construction sites, etc., abroad.

- **persons in paid employment** at self-employed persons, at own account workers performing their activity as the only or principal occupation, and at natural persons using supplementary work of other people;
- **self-employed persons:** persons performing economic or gainful activity (individual private entrepreneurs) and own account workers performing their activity as the only or principal occupation (e.g. independent researchers).

The **productivity index** are defined as the ratio between the industrial production index and the index of persons in employment.

#### Seasonally adjusted data on industrial production and the trend

The indices were seasonally adjusted with the Tramo/Seats method, which is based on ARIMA models. In designing the models we took into account the period from January 1998 to April 2005. The chart shows the trend-cycle, which indicates the main direction of evolution. The trend-cycle excludes the influence of the random component. Tables show seasonally adjusted values. These are values in which the influence of the season was eliminated, i.e. values that include the trend-cycle and the random component. In seasonal adjustment of indices we also took into account the influence of workdays, Easter and other national holidays, of course in those time series for which the mentioned influences were statistically significant. Due to the nature of data, the 2005 models differ from the 2004 models.

#### Publishing

Rapid Reports. Mining and Manufacturing. Industrial Production

Sestavili / Prepared by: Andreja Kuhar in Saša Čuljak

Izdaja, založba in tisk Statistični urad Republike Slovenije, Ljubljana, Vožarski pot 12 - **Uporaba in objava podatkov dovoljena le z navedbo vira** - Odgovarja generalna direktorica mag. Irena Krizman - Urednica zbirke Statistične informacije Marina Urbas - Urednica podzbirke Nika Katnič - Slovensko besedilo jezikovno uredila Ivanka Zobec - Angleško besedilo jezikovno uredil Boris Panič - Naklada 120 izvodov - ISSN zbirke Statistične informacije 1408-192X - ISSN podzbirke Rudarstvo in predelovalne dejavnosti 1408-8908 - Informacije daje Informacijsko središče, tel.: (01) 241 51 04 - El. pošta: info.stat@gov.si - http://www.stat.si.

Edited, published and printed by the Statistical Office of the Republic of Slovenia, Ljubljana, Vožarski pot 12 - **These data can be used provided the source is acknowledged** - Director-General Irena Krizman - Rapid Reports editor Marina Urbas - Subject-matter editor Nika Katnič - Slovene language editor Ivanka Zobec - English language editor Boris Panič - Total print run 120 copies - ISSN of Rapid Reports 1408-192X - ISSN of subcollection Mining and manufacturing 1408-8908 - Information is given by the Information Centre of the Statistical Office of the Republic of Slovenia, tel.: +386 1 241 51 04 - E-mail: info.stat@gov.si - http://www.stat.si.