



17 RUDARSTVO IN PREDELOVALNE DEJAVNOSTI
MINING AND MANUFACTURING

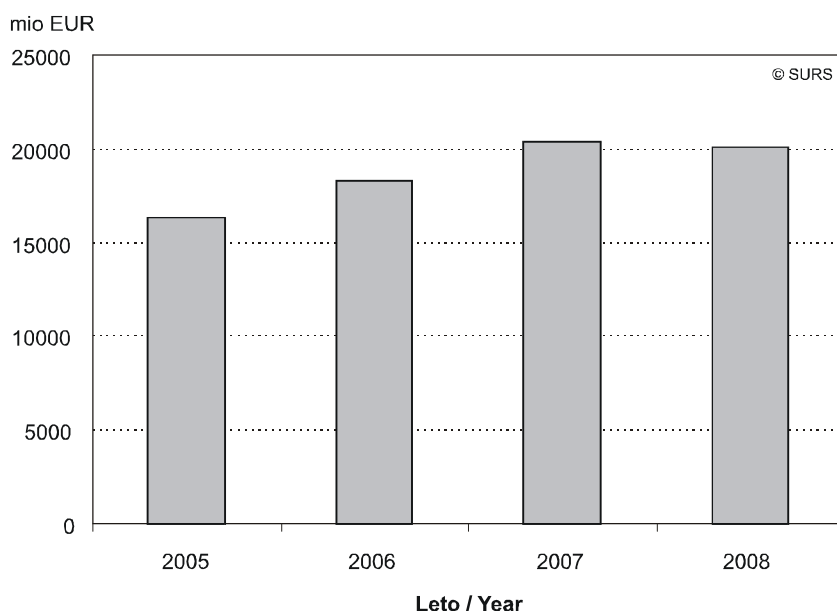
št./No 1

INDUSTRIJSKA PROIZVODNJA IN PRODAJA, SLOVENIJA, 2005–2008

INDUSTRIAL PRODUCTION AND SOLD PRODUCTION, SLOVENIA, 2005–2008

- ▶ V letu 2008 so industrijska podjetja v Sloveniji proizvedla in prodala približno za 20,1 mrd. EUR industrijskih proizvodov in storitev ali za 339 mio. EUR manj kot v letu 2007.
- ▶ In 2008, industrial enterprises in Slovenia produced and sold about EUR 20.1 billion worth of industrial products and services, which was EUR 339 mio less than in 2007.
- ▶ V Sloveniji je prodaja industrijskih proizvodov in storitev po tekočih cenah od leta 2005 do leta 2007 vsako leto narasla za več kot 11 %. Med letoma 2007 in 2008 je prodaja industrijskih proizvodov in storitev upadla skoraj za 2 %. V primerjavi z letom 2005 je v letu 2008 prodaja industrijskih proizvodov in storitev narasla skoraj za 23 %.
- ▶ At current prices, between 2005 and 2007 the sale of industrial products and services in Slovenia grew by more than 11% per year, while between 2007 and 2008 it fell by almost 2%. Compared to 2005, in 2008 the sale of industrial products and services was almost 23% higher.
- ▶ Prodaja industrijskih proizvodov in storitev se je v letu 2008 v primerjavi z letom 2005 najbolj povečala v proizvodnji kovinskih izdelkov, razen strojev in naprav (za 85,4 %), najbolj upadla pa je v proizvodnji tekstilij (za 47,1 %).
- ▶ Compared to 2005, in 2008 the greatest increase in the sale of industrial products and services was observed in manufacture of fabricated metal products, except machinery and equipment (85.4%) whereas the greatest fall was observed in manufacture of textiles (47.1%).
- ▶ Med državami članicami EU-27 je Slovenija ustvarila 0,41 % vrednosti celotne prodaje industrijskih proizvodov in storitev.
- ▶ Among EU-27 Member States, Slovenia represents a 0.41% share in the total sale of industrial products and services.
- ▶ Delež prodaje industrijskih storitev v industriji od leta 2005 počasi upada: v letu 2005 je prodaja industrijskih storitev predstavljala 5,7 % celotne prodaje industrijskih storitev v industriji, v letu 2008 pa 3 %.
- ▶ The share of the sale of industrial services has been gradually falling since 2005. In 2005 the sale of industrial services represented 5.7% of the total sale of industrial products and services and in 2008 3%.

Slika 1: Prodaja industrijskih proizvodov in storitev, Slovenija, 2005–2008
Chart 1: Sold production for industrial products and services, Slovenia, 2005–2008



PRODAJA INDUSTRIJSKIH PROIZVODOV IN STORITEV V SLOVENIJI V LETU 2008

Prodaja industrijskih proizvodov in storitev je v letu 2008 v primerjavi z letom 2005 narasla skoraj za 23 %.

Največjo rast prodaje industrijskih proizvodov in storitev v letu 2008 so v primerjavi z letom 2005 dosegli proizvajalci kovinskih izdelkov, razen strojev in naprav. Prodaja kovinskih izdelkov, razen strojev in naprav, je bila večja za dobrih 85 %. S skoraj 64-odstotno rastjo prodaje jim je sledila dejavnost pridobivanje rudnin in kamnin, nato pa so z nekaj manj kot 46-odstotno rastjo prodaje sledili proizvajalci drugih strojev in naprav. V primerjavi z letom 2005 je bil največji padec prodaje industrijskih proizvodov in storitev zabeležen pri proizvodnji tekstilij. Prodaja tekstilij se je zmanjšala skoraj za polovico (za 47,1 %). Za dobrih 16 % je bila manjša tudi prodaja pohištva.

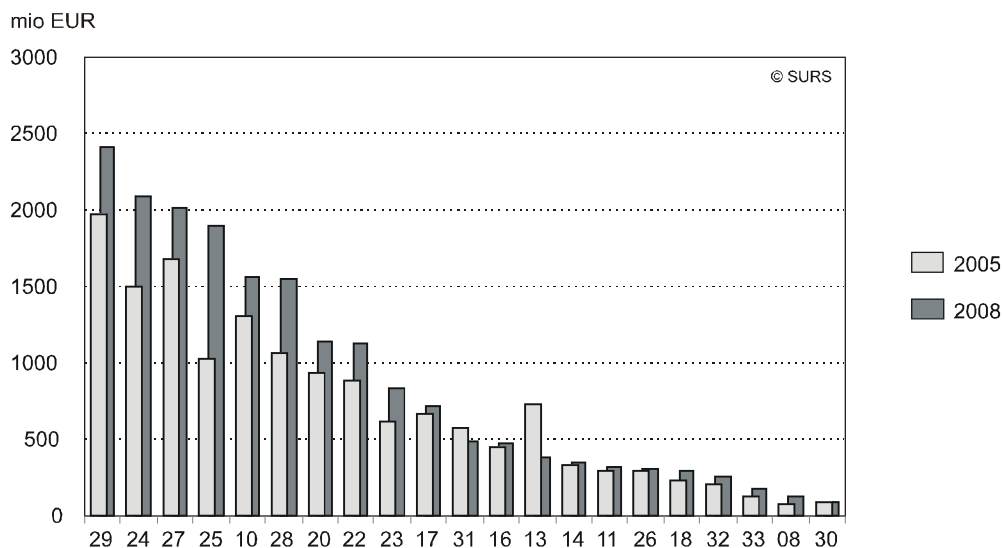
SOLD PRODUCTION OF INDUSTRIAL PRODUCTS AND SERVICES IN SLOVENIA IN 2008

Compared to 2005, in 2008 the sale of industrial products and services was almost 23% higher.

Compared to 2005, in 2008 the greatest increase in the sale of industrial products and services was observed in manufacture of fabricated metal products, except machinery and equipment (by more than 85%), followed by other mining and quarrying with almost 64% and manufacture of machinery and equipment n.e.c. with a growth of slightly less than 46%. Compared to 2005, the greatest fall was observed in manufacture of textiles (47.1%). The sale of furniture decreased by just over 16%.

Slika 2: Prodaja industrijskih proizvodov in storitev¹⁾ po oddelkih SKD 2008, Slovenija, 2005 in 2008

Chart 2: Sold production for industrial products and services¹⁾ by divisions Nace Rev. 2, Slovenia, 2005 and 2008



SKD 2008 / Nace Rev. 2:

| | |
|---|--|
| 29 Prz. mot. voz., prikolic in polprikolic | Mfr. of mot. vehicles, trailers, semi-trail. |
| 24 Prz. kovin | Mfr. of basic metals |
| 27 Prz. električnih naprav | Mfr. of electrical equipment |
| 25 Prz. kovinskih izd., rz. strojev in naprav | Mfr. of fabr. metal prod., exc. mach., equip. |
| 10 Prz. živil | Mfr. of food products |
| 28 Prz. dr. strojev in naprav | Mfr. of machinery and equipment n. e. c. |
| 20 Prz. kemikalij, kemičnih izd. | Mfr. of chemicals and chemical products |
| 22 Prz. izd. iz gume in plastičnih mas | Mfr. of rubber and plastic products |
| 23 Prz. nekovinskih in mineralnih izd. | Mfr. of oth. non-metallic mineral prod. |
| 17 Prz. papirja in izd. iz papirja | Mfr. of paper and paper products |
| 31 Prz. pohištva | Mfr. of furniture |
| 16 Obd., predel. lesa; izd. iz lesa ipd. rz. poh. | Mfr. of wood, exc. furn., mfr. of straw, pl. mt. |
| 13 Prz. tekstilij | Mfr. of textiles |
| 14 Prz. oblačil | Mfr. of wearing apparel |
| 11 Prz. pijač | Mfr. of beverages |
| 26 Prz. rač., elektronskih, optičnih izd. | Mfr. of computer, electronic, optical prod. |
| 18 Tisk. in razmn. posnetih nosilcev zapisa | Print. and reproduction of recorded media |
| 32 Dr. raznovrstne predelovalne dej. | Oth. manufacturing |
| 33 Popravila in montaža strojev in naprav | Repair, installation of machinery, equip. |
| 08 Pridobivanje rudnin in kamnin | Oth. mining and quarrying |
| 30 Prz. dr. vozil in plovil | Mfr. of oth. transport equipment |

1) Podatki o prodaji usnja, usnjenih in sorodnih izdelkov (oddelek 15) ter podatki o prodaji farmacevtskih surovin in preparatov (oddelek 21) za leto 2008 so zaščiteni zaradi zaupnosti in na sliki niso prikazani.

Data on sale of leather and related products (division 15) and data on pharmaceutical products and preparations (division 21) for 2008 are not revealed due to confidentiality.
Vir / Source: SURS / SORS

PRODAJA INDUSTRIJSKIH PROIZVODOV IN STORITEV V SLOVENIJI V OBDOBJU 2005–2008

Za večino oddelkov SKD 2008, ki spadajo v industrijo, velja, da je prodaja industrijskih proizvodov in storitev v obdobju 2005–2008 nihala – v nekaterih letih je narasla, v drugih letih pa upadla. Prodaja industrijskih proizvodov in storitev v posameznih oddelkih pa je v navedenem obdobju narasla vsako leto. To velja na primer za prodajo kovinskih izdelkov.

Prodaja industrijskih proizvodov in storitev se je v opazovanem obdobju povečala vsako leto tudi v naslednjih oddelkih SKD 2008:

- proizvodnja drugih strojev in naprav (oddelek 28),
- popravila in montaža strojev in naprav (oddelek 33),
- proizvodnja drugih nekovinskih mineralnih izdelkov (oddelek 23),
- proizvodnja izdelkov iz gume in plastičnih mas (oddelek 22),
- tiskanje in razmnoževanje nosilcev zapisa (oddelek 18),
- proizvodnja drugih izdelkov (oddelek 32) in
- proizvodnja živil (oddelek 10).

SOLD PRODUCTION OF INDUSTRIAL PRODUCTS AND SERVICES IN SLOVENIA IN THE 2005- 2008 PERIOD

In most of the NACE Rev. 2 divisions belonging to industry, in the 2005-2008 period the sale of industrial products and services fluctuated – in some years it grew and in the others it fell. Nevertheless, in some divisions the sale of industrial products and services was constantly increasing, e.g. in manufacture of fabricated metal products.

A similar upward trend in the sale of industrial products and services was observed in these NACE Rev. 2 divisions:

- Manufacture of machinery and equipment n.e.c. (division 28),
- Repair and installation of machinery and equipment (division 33),
- Manufacture of other non-metallic mineral products (division 23),
- Manufacture of rubber and plastic products (division 22),
- Printing and reproduction of recorded media (division 18),
- Other manufacturing (division 32),
- Manufacture of food products (division 10).

1. Indeksi prodaje industrijskih proizvodov in storitev po letih, Slovenija, 2005–2008

Indices of growth for sold production of industrial products and services, Slovenia, 2005–2008

| SKD 2008 | Opis | Indeksi prodaje / Indices of sold production | | | | Description |
|-------------------|---|--|--------------|-------------|--------------|--|
| | | 2006/05 | 2007/06 | 2008/07 | 2008/05 | |
| INDUSTRIJA | | 111,7 | 111,5 | 98,3 | 122,5 | INDUSTRY |
| 08 | Pridobivanje rudnin in kamnin | 139,6 | 117,5 | 99,6 | 163,5 | 08 Oth.mining and quarrying |
| 10 | Prz.živil | 102,1 | 110,4 | 105,9 | 119,3 | 10 Mfr.of food products |
| 11 | Prz.pijač | 102,1 | 110,4 | 97,0 | 109,3 | 11 Mfr.of beverages |
| 13 | Prz.tekstilij | 92,5 | 113,2 | 50,5 | 52,9 | 13 Mfr.of textiles |
| 14 | Prz.oblačil | 101,0 | 108,5 | 93,2 | 102,1 | 14 Mfr.of wearing apparel |
| 15 | Obd.,predel.lesa;jzd.iz lesa ipd.rz.poh. | 116,1 | 29,7 | z | z | 15 Mfr.of leather and related products |
| 16 | Prz.papirja in izd.iz papirja | 109,7 | 117,4 | 83,0 | 106,8 | 16 Mfr.of wood,exc.furn.;mfr.of straw,pl.mt. |
| 17 | Tisk.in razm.posnetih nosilcev zapisa | 100,6 | 105,1 | 101,6 | 107,5 | 17 Mfr.of paper and paper products |
| 18 | Prz.kemikalij,kemičnih izd. | 102,5 | 114,1 | 108,9 | 127,4 | 18 Print.and reproduction of recorded media |
| 20 | Prz.izd.iz gume in plastičnih mas | 115,4 | 107,6 | 98,5 | 122,3 | 20 Mfr.of chemicals and chemical products |
| 21 | Prz.nekovinskih mineralnih izd. | 115,4 | 107,6 | z | z | 21 Mfr.of basic pharmaceutical prod.,prep. |
| 22 | Prz.kovin | 117,8 | 108,6 | 100,1 | 128,1 | 22 Mfr.of rubber and plastic products |
| 23 | Prz.kovinskih izd.,rz.strojev in naprav | 119,8 | 107,2 | 105,4 | 135,3 | 23 Mfr.of oth.non-metallic mineral prod. |
| 24 | Prz.rač.,elektronskih,optičnih izd. | 125,1 | 115,6 | 95,9 | 138,7 | 24 Mfr.of basic metals |
| 25 | Prz.električnih naprav | 148,9 | 120,1 | 103,7 | 185,4 | 25 Mfr.of fabrc.metal prod.,exc.mach.,equip. |
| 26 | Prz.dr.strojev in naprav | 94,5 | 104,9 | 104,8 | 103,9 | 26 Mfr.of computer,electronic,optical prod. |
| 27 | Prz.mot.voz.,prikolic in polprikolic | 112,0 | 109,4 | 97,9 | 119,9 | 27 Mfr.of electrical equipment |
| 28 | Prz.dr.vozil in plovil | 113,6 | 109,7 | 116,9 | 145,6 | 28 Mfr.of machinery and equipment n.e.c. |
| 29 | Prz.pohišta | 96,8 | 122,1 | 103,3 | 122,0 | 29 Mfr.of mot.vehicles,trailers,semi-trail. |
| 30 | Dr.raznovrstne predelovalne dej. | 107,2 | 107,9 | 89,0 | 102,9 | 30 Mfr.of oth.transport equipment |
| 31 | Popravila in montaža strojev in naprav | 107,6 | 133,6 | 58,3 | 83,8 | 31 Mfr.of furniture |
| 32 | Druge raznovrstne predelovalne dejavnosti | 106,4 | 103,9 | 114,8 | 126,9 | 32 Oth.manufacturing |
| 33 | Popravila in montaža strojev in naprav | 110,0 | 108,2 | 119,8 | 142,6 | 33 Repair,installation of machinery,equip. |

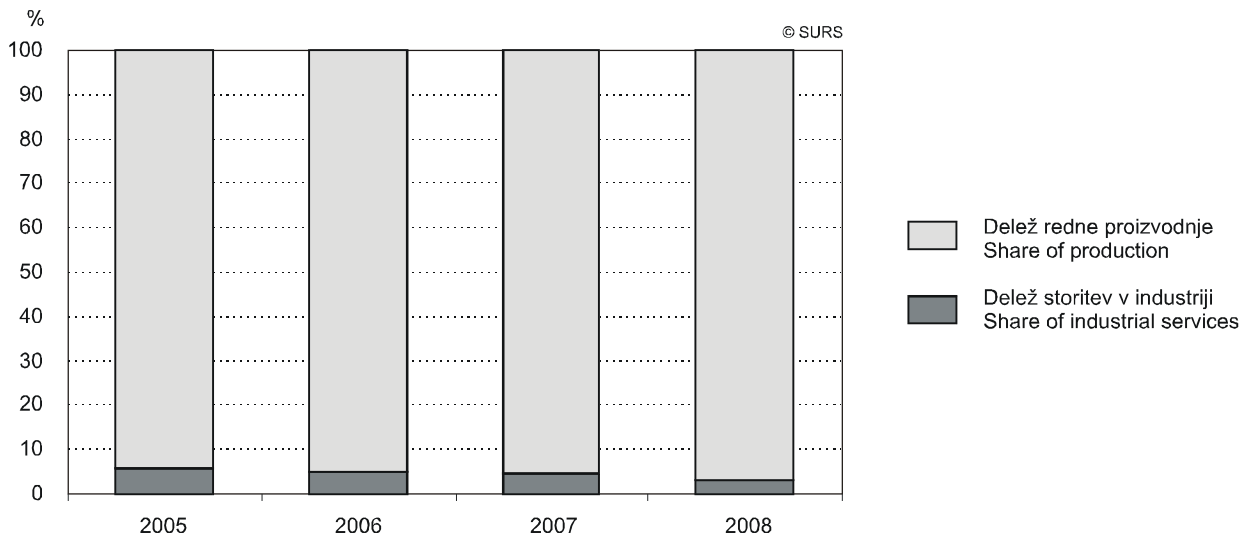
Vir / Source: SURS / SORS

Delež prodaje storitev v industriji je v obdobju 2005–2008 počasi upadal. Tako je v letu 2005 prodaja industrijskih storitev predstavljala 5,7 % celotne industrijske prodaje, v letu 2008 pa le še 3 %.

In the 2005-2008 period the share of the sale of industrial services was gradually falling. In 2005 the sale of industrial services represented 5.7% of the total sale of industrial products and services and in 2008 only 3%.

Slika 3: Deleža redne proizvodnje in storitev v industriji, Slovenija, 2005–2008

Chart 3: Shares of regular production and industrial services, Slovenia, 2005–2008



Vir / Source: SURS / SORS

PRODAJA DESETIH NAJBOLJE PRODAJANIH INDUSTRIJSKIH PROIZVODOV IN STORITEV V SLOVENIJI V LETU 2008

Prodaja desetih najbolj prodajanih skupin proizvodov je predstavljala več kot tretjino (36,5 %) celotne slovenske prodaje industrijskih proizvodov in storitev v letu 2008.

V letu 2008 so se v Sloveniji najbolj prodajali proizvodi, ki po Standardni klasifikaciji dejavnosti 2008 (SKD 2008) spadajo v proizvodnjo motornih vozil (razred 29.10), proizvodnjo električnih gospodinskih naprav (razred 27.51) in proizvodnjo farmacevtskih preparatov (razred 21.20). Delež vsake izmed prvih treh skupin proizvodov je predstavljal v celotni slovenski industrijski prodaji več kot 4,5 %. S 4,3-odstotnim deležem prodaje so sledili proizvodi in storitve, ki so se uvrščali v proizvodnjo surovega železa, jekla, ferrozlitin (razred 24.10).

Lestvico desetih najbolj prodajanih skupin proizvodov v Sloveniji so zaključile kovinske konstrukcije in njihovi deli (razred 25.11). Njihov delež prodaje v celotni slovenski prodaji je bil 1,8-odstoten.

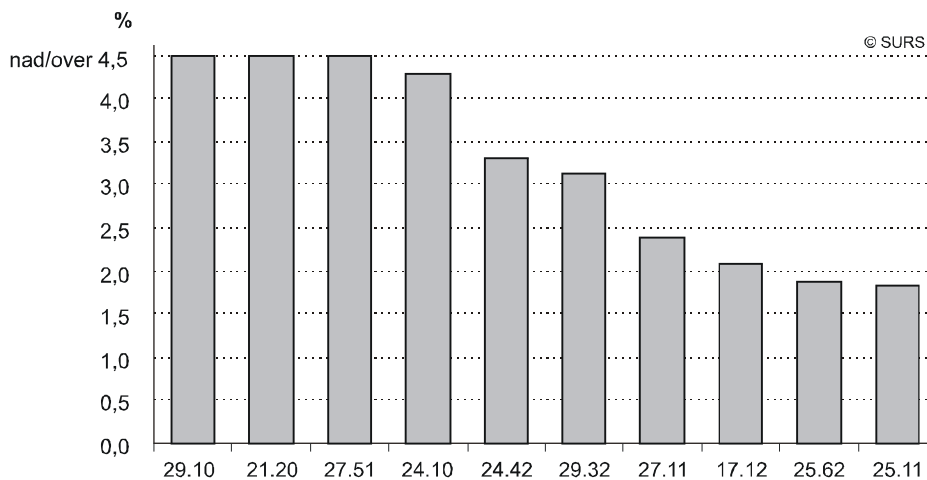
SOLD PRODUCTION FOR THE TEN BEST SELLING INDUSTRIAL PRODUCTS AND SERVICES IN SLOVENIA IN 2008

The ten best selling products and services represented more than a third (36.5%) of the total sale of industrial products and services in 2008.

The best sold Slovenian products in 2008 were classified by Nace Rev. 2 into manufacture of motor vehicles (class 29.10), manufacture of electric domestic appliances (class 27.51) and manufacture of pharmaceutical preparations (class 21.20). Each of these activities represented more than 4.5% of total Slovenian industrial sale. Manufacture of basic iron and steel and of ferro-alloys (class 24.10) followed with a 4.3% share.

The top ten list of best selling products and services in Slovenia ends with manufacture of metal structures and parts of structures (class 25.11) with a 1.8% share.

Slika 4: Deleži prodaje desetih najbolje prodajanih skupin slovenskih proizvodov in storitev po SKD 2008, Slovenija, 2008
Chart 4: Shares of sold production for the ten best selling products and services by Nace Rev. 2, Slovenia, 2008



SKD 2008 / Nace Rev. 2:

| | |
|--|---|
| 29.11 Prz. motornih vozil | Mfr. of motor vehicles |
| 21.20 Prz. farmacevtskih preparatov | Mfr. of pharmaceutical preparations |
| 27.51 Prz. električnih gospodinjskih naprav | Mfr. of electric domestic appliances |
| 24.10 Prz. surovega železa, jekla, ferozlitin | Mfr. of basic iron, steel, ferro-alloys |
| 24.42 Prz. aluminija | Aluminium production |
| 29.32 Prz. dr. delov in opreme za motorna vozila | Mfr. of oth. parts, access. for mot. vehicles |
| 27.11 Prz. elektromot., generat. in transform. | Mfr. of el. motors, gener., tnsformers |
| 17.12 Prz. papirja in kartona | Mfr. of paper and paperboard |
| 25.62 Mehanska obdelava kovin | Machining |
| 15.11 Prz. kov. konstrukcij in njihovih delov | Mfr. of metal structure and parts |

Vir / Source: SURS / SORS

Ker so podatki za prve tri skupine najbolje prodajanih skupin proizvodov zaradi zaupnosti zaščiteni, jih ne moremo objaviti posamično za vsako skupino. Zato smo te podatke združili. Proizvajalci farmacevtskih preparatov, električnih gospodinjskih naprav in motornih vozil so v letu 2008 vsi skupaj prodali za 3.539 milijonov EUR industrijskih proizvodov in storitev.

Skupine najbolje prodajanih industrijskih proizvodov in storitev spadajo v naslednjih 6 oddelkov po SKD 2008:

- proizvodnja papirja in izdelkov iz papirja (oddelek 17),
- proizvodnja farmacevtskih surovin in preparatov (oddelek 21),
- proizvodnja kovin (oddelek 24),
- proizvodnja kovinskih izdelkov, razen strojev in naprav (oddelek 25),
- proizvodnja električnih naprav (oddelek 27),
- proizvodnja motornih vozil, prikolic in polprikolic (oddelek 29).

Because data for the first three groups of best selling products and services are protected due to confidentiality and we can not publish them separately for each group, we had to aggregate them. In 2008, producers of pharmaceutical preparations, of electric domestic appliances and of motor vehicles together sold EUR 3,539 million worth of products and services.

The best selling industrial products and services were classified into 6 NACE Rev. 2 divisions:

- Manufacture of paper and paper products (division 17),
- Manufacture of basic pharmaceutical products and pharmaceutical preparations (division 21),
- Manufacture of basic metals (division 24),
- Manufacture of fabricated metal products, except machinery and equipment (division 25),
- Manufacture of electrical equipment (division 27),
- Manufacture of motor vehicles, trailers and semi-trailers (division 29).

2. Prodaja desetih najbolj prodajanih skupin proizvodov po SKD 2008, Slovenija, 2008

Sold production for the ten best selling products by Nace Rev. 2, Slovenia, 2008

| SKD 2008 | Opis | Prodaja / Sold production mio. EUR | Description |
|----------|--|---------------------------------------|--|
| 21.20 | Prz. farmacevtskih preparatov | | Mfr.of pharmaceutical preparations |
| 27.51 | Prz.električnih gospodinskih naprav | 3539 | Mfr.of electric domestic appliances |
| 29.10 | Prz. motornih vozil | | Mfr.of motor vehicles |
| 24.10 | Prz.surovega železa,jekla,ferozliti | 860 | Mfr.of basic iron,steel,ferro-alloys |
| 24.42 | Prz.aluminija | 665 | Aluminium production |
| 29.32 | Prz.dr.delov in opreme za motorna vozila | 628 | Mfr.of oth.parts,access.for mot.vehicles |
| 27.11 | Prz.elektrot.,generator.in transform. | 478 | Mfr.of el.motors.gener.,transformers |
| 17.12 | Prz.papirja in kartona | 418 | Mfr.of paper and paperboard |
| 25.62 | Mehanska obdelava kovin | 377 | Machining |
| 25.11 | Prz.kov.konstrukcij in njihovih delov | 367 | Mfr.of metal structures and parts |

Vir / Source: SURS / SORS

PRODAJA INDUSTRIJSKIH PROIZVODOV IN STORITEV V EU-27 V LETU 2008

Delež prodaje slovenskih industrijskih proizvodov in storitev v EU-27 je bil v letu 2008 zelo majhen in je obsegal 0,41 % celotne prodaje industrijskih proizvodov in storitev v EU-27.

Slovenija je bila tedaj na evropskem trgu najbolj zastopana s farmacevtskimi surovinami in preparati (podatek je zaščiteno zaradi zaupnosti), sledili so jim električne naprave (0,95 %), oblačila (0,80 %) in tekstil (0,64 %). Najmanjši delež prodaje industrijskih proizvodov in storitev so na evropskem trgu dosegli proizvajalci drugih vozil in plovil (0,08 %).

SOLD PRODUCTION OF INDUSTRIAL PRODUCTS AND SERVICES IN THE EU-27 IN 2008

In 2008 the sale of Slovenian industrial products and services represented a very modest share of 0.41% of the total sale of industrial products and services in the EU-27.

In the EU market Slovenia was represented the best with basic pharmaceutical products and preparations (data are protected due to confidentiality), followed by electrical equipment (0.95%), wearing apparel (0.80%) and textiles (0.64%). The lowest Slovenia's share of total sale of industrial products and services in the EU market was that of other transport equipment (0.08%).

3. Deleži prodaje slovenskih industrijskih proizvodov in storitev v EU-27, 2008

Sold Slovenian industrial products and services as % of total sale in the EU-27, 2008

| Oddelki Divisions SKD 2008 | Opis | Delež SI v EU-27 Share of SI in EU-27 | Description |
|----------------------------------|---|---|---|
| 21 | Prz.nekovinskih mineralnih izd. | z | 21 Mfr.of basic pharmaceutical prod.,prep. |
| 27 | Prz.mot.voz.,prikolic in polprikolic | 0,95 | 27 Mfr.of electrical equipment |
| 14 | Prz.oblačil | 0,80 | 14 Mfr.of wearing apparel |
| 13 | Prz.tekstilij | 0,64 | 13 Mfr.of textiles |
| 15 | Obd.,predel.lesa;izd.iz lesa ipd.rz.poh. | z | 15 Mfr.of leather and related products |
| 24 | Prz.rač.,elektronskih,optičnih izd. | 0,58 | 24 Mfr.of basic metals |
| 31 | Popravila in montaža strojev in naprav | 0,57 | 31 Mfr.of furniture |
| 08 | Pridobivanje rudnin in kamnin | 0,54 | 08 Oth.mining and quarrying |
| 22 | Prz.kovin | 0,52 | 22 Mfr.of rubber and plastic products |
| 25 | Prz.električnih naprav | 0,51 | 25 Mfr.of fabr.c.metal prod.,exc.mach.,equip. |
| 16 | Prz.papirja in izd.iz papirja | 0,50 | 16 Mfr.of wood,exc.furn.;mfr.of straw.pl.mt. |
| 23 | Prz.kovinskih izd.,rz.strojev in naprav | 0,43 | 23 Mfr.of oth.non-metallic mineral prod. |
| 29 | Prz.pohišta | 0,41 | 29 Mfr.of mot.vehicles,trailers,semi-trail. |
| 18 | Prz.kemikalij,kemičnih izd. | 0,37 | 18 Print.and reproduction of recorded media |
| 32 | Druge raznovrstne predelovalne dejavnosti | 0,35 | 32 Oth.manufacturing |
| 17 | Tisk.in razm.posnetih nosilcev zapisa | 0,33 | 17 Mfr.of paper and paper products |
| 28 | Prz.dr.vozil in plovil | 0,31 | 28 Mfr.of machinery and equipment n.e.c. |
| 20 | Prz.izd.iz gume in plastičnih mas | 0,29 | 20 Mfr.of chemicals and chemical products |
| 11 | Prz.pijač | 0,27 | 11 Mfr.of beverages |
| 10 | Prz.živil | 0,25 | 10 Mfr.of food products |
| 26 | Prz.dr.strojev in naprav | 0,15 | 26 Mfr.of computer,electronic,optical prod. |
| 33 | Popravila in montaža strojev in naprav | 0,12 | 33 Repair,installation of machinery,equip. |
| 30 | Dr.raznovrstne predelovalne dej. | 0,08 | 30 Mfr.of oth.transport equipment |

z zaščiteno zaradi zaupnosti / protected due to confidentiality
Vir / Source: SURS / SORS

PRODANE KOLIČINE NEKATERIH SKUPIN PROIZVODOV NA PREBIVALCA V EU-27 V LETU 2008

KRUH

V letu 2008 so v EU-27 največ svežega kruha na prebivalca prodali na Irskem, in sicer 81,7 kilograma na prebivalca. 59,7 kilograma svežega kruha na prebivalca so prodali v Češki republiki, medtem ko so v Nemčiji prodali 56,8 kilograma svežega kruha na prebivalca. Daleč najmanj svežega kruha so prodali v Grčiji, in sicer slabih 5 kilogramov na prebivalca. Malo svežega kruha so prodali tudi na Slovaškem (19,2 kilograma na prebivalca) in v Franciji (18,5 kilograma na prebivalca).

V Sloveniji smo prodali 43,7 kilograma svežega kruha na prebivalca. Prav toliko svežega kruha so prodali na Poljskem, medtem ko so ga v Litvi prodali malo manj, in sicer 42,1 kilograma na prebivalca.

SOLD PRODUCTION IN QUANTITY FOR SELECTED PRODUCTS PER CAPITA IN THE EU-27 IN 2008

BREAD

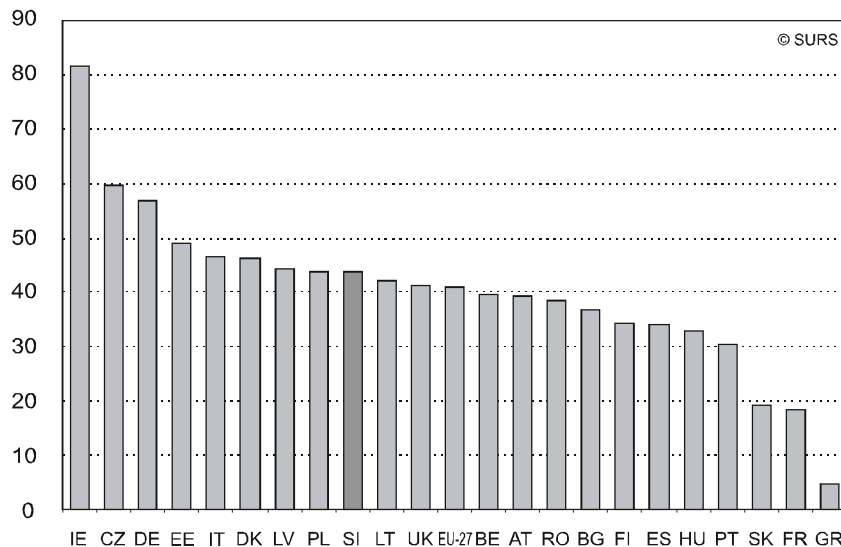
In 2008, most bread per capita in the EU-27 was sold in Ireland (81.7 kg per capita), followed by 59.7 kg per capita in the Czech Republic, while in Germany the ratio was 56.8 kg per capita. By far the lowest ratio was observed in Greece, only 5 kg per capita. Very small quantities of bread were sold in Slovakia (19.2 kg per capita) and in France (18.5 kg per capita).

In Slovenia 43.7 kg of bread per person was sold, which is the same as in Poland and slightly more than in Lithuania (42.1 kg per capita).

Slika 5: Prodaja svežega kruha na prebivalca, EU-27¹⁾, 2008

Chart 5: Sale of bread per capita, EU-27¹⁾, 2008

kg na preb. / kg per capita



1) Za Malto, Ciper in Luksemburg ni podatkov. Podatki za Nizozemsko in Švedsko so zaščiteni zaradi zaupnosti in niso prikazani.
No data for Malta, Cyprus and Luxembourg. Data for the Netherlands and Sweden are protected due to confidentiality and are not shown in the chart.
Vir / Source: Eurostat (<http://epp.eurostat.ec.europa.eu>), 5. 10. 2009

VINO IZ GROZDJA

Po Nomenklaturi industrijskih proizvodov (NIP) se 10 proizvodov uvršča med vina iz grozdja, ki so navedena v prilogi 1.

Največ vina iz grozdja na prebivalca so v letu 2008 prodali v Španiji, in sicer 78,7 litra. Sledila je Francija z 72,6 litra na prebivalca, tej pa Italija s 67,4 litra na prebivalca. Najmanj vina iz grozdja so prodali na Danskem, in sicer 0,1 litra na prebivalca. Vseh 10 proizvodov Irske, ki so se uvrstili med vina iz grozdja, je sodilo med druga vina (razen belih in penecih se) brez zaščitenege geografskega porekla z vsebnostjo alkohola < 15 % (NIP 11.02.12.190). Njeni podatki so bili zaščiteni zaradi zaupnosti. Danska je v letu 2008 prodala 0,1 litra drugih vin (razen belih in penecih se) z zaščitnim geografskim poreklom z vsebnostjo alkohola < 15 % (NIP 11.02.12.170) na prebivalca.

Slovenija je v letu 2008 prodala 13,8 litra vina iz grozdja na prebivalca in se je tako med preostalimi državami EU uvrstila približno na sredino lestvice.

WINE FROM GRAPES

According to the Nomenclature of Industrial Products (NIP), 10 products are classified into wine from grapes. They are listed in Annex 1.

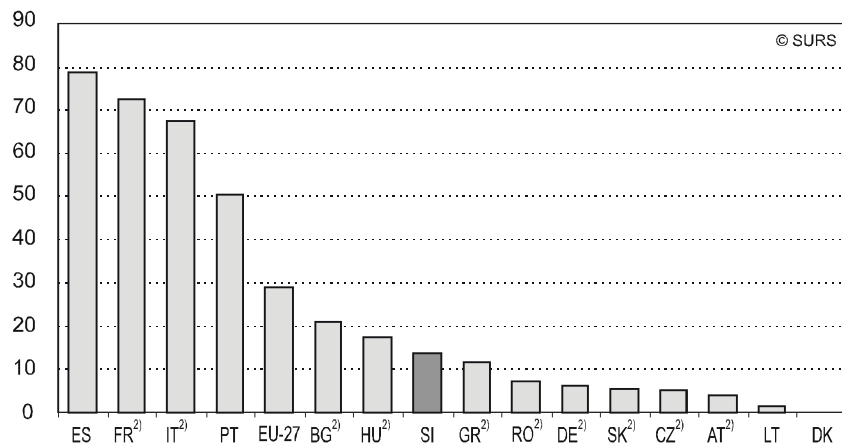
In 2008, most of the wine from grapes per capita was sold in Spain (78.7 litres), followed by France with 72.6 litres per capita and Italy with 67.4 litres per capita. The least wine from grapes was sold in Denmark (0.1 litre per capita). In Ireland all ten products which are classified among wine from grapes belonged to NIP 11.02.12.190 – wine and grape must with fermentation prevented or arrested by the addition of alcohol, of an alcoholic strength <=15% (excluding white wine and sparkling wine), so data were protected due to confidentiality. In 2008, Denmark sold 0.1 litre per capita of quality wine and grape must with fermentation prevented or arrested by the addition of alcohol, of an alcoholic strength of <=15%, excluding white wine and sparkling wine (NIP 11.02.12.170).

In 2008, Slovenia sold 13.8 litres of wine from grape per capita, which ranked our country in the middle to the EU.



Slika 6: Prodaja vina iz grozolja na prebivalca, EU-27¹⁾, 2008**Chart 6: Sale of wine from grapes per capita, EU-27¹⁾, 2008**

l na preb. / l per capita



1) Za Malto, Ciper in Luksemburg ni podatkov. Podatki za Belgijo, Latvijo, Nizozemsko, Poljsko, Švedsko in Združeno kraljestvo so zaščiteni zaradi zaupnosti in niso prikazani. Vina iz grozolja nista proizvajali Finska in Estonija.

No data for Malta, Cyprus and Luxembourg. Data for Belgium, Latvia, the Netherlands, Poland, Sweden and the United Kingdom are protected due to confidentiality and are not shown in the chart. Wine from grapes was not produced in Finland and Estonia.

2) Vsaj petina podatkov je zakrita zaradi zaupnosti in ni zajeta v prikazanih podatkih.

At least a fifth of data are protected due to confidentiality and not shown in the chart.

Vir / Source: Eurostat (<http://epp.eurostat.ec.europa.eu>), 5. 10. 2009

MESO IN MESNI IZDELKI

Po NIP se 61 proizvodov uvršča med meso in mesne izdelke, ki so navedeni v prilogi 2.

Danska je v letu 2008 med državami članicami EU prodala največ mesa in mesnih izdelkov, in sicer kar 426 kilogramov na prebivalca. Skoraj za tretjino manj mesa in mesnih izdelkov na prebivalca so prodali Irci, in sicer 271,8 kilograma na prebivalca, vendar je treba upoštevati, da je Irska imela tedaj kar 25 proizvodov izmed 62, ki so se uvrstili med meso in mesne izdelke, zaščitenih zaradi zaupnosti, zato ti podatki niso prikazani. Na tretjem mestu med državami EU je bila Španija, in sicer je prodala 202,9 kilograma mesa in mesnih izdelkov na prebivalca. Najmanj mesa in mesnih izdelkov so prodali v Grčiji, 16,1 kilograma na prebivalca.

Slovenija je prodala 89,8 kilograma mesa in mesnih izdelkov na prebivalca. Malo več mesa in mesnih izdelkov kot v Sloveniji so prodali na Madžarskem, in sicer 91,1 kilograma na prebivalca; v Estoniji, ki je bila med državami EU-27 takoj za Slovenijo, pa so prodali 80,4 kilograma mesa in mesnih izdelkov na prebivalca.

MEAT AND MEAT PRODUCTS

According to NIP, 61 products are classified into meat and meat products. They are listed in Annex 2.

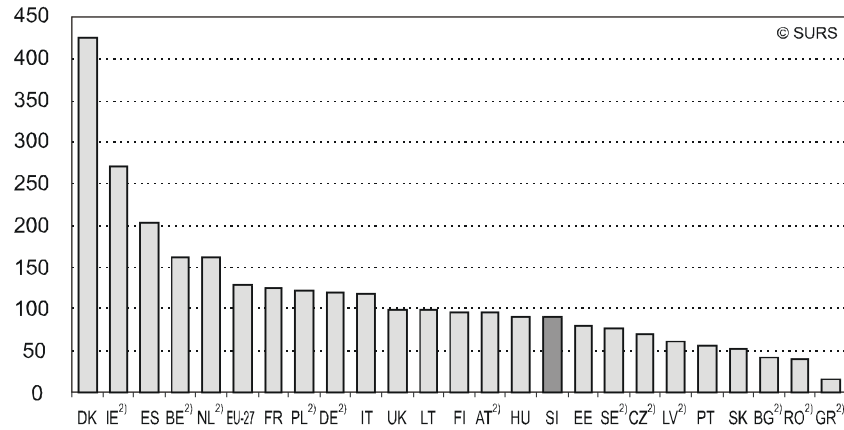
In 2008, Denmark was the EU Member State that sold most meat and meat products (426 kg per capita). Almost a third less meat and meat products was sold by Ireland (271.8 kg per capita). It has to be taken into account that Ireland had 25 out of 62 products classified among meat and meat products that were protected due to confidentiality, so these data are not shown. Third placed was Spain with 202.9 kg of meat and meat products per capita. The least meat and meat products was sold by Greece (16.1 kg per capita).

Slovenia sold 89.8 kg of meat and meat products per capita. Slightly more meat and meat products than by Slovenia was sold by Hungary (91.1 kg per capita) and slightly less by Estonia (80.4 kg per capita).

Slika 7: Prodaja mesa in mesnih izdelkov na prebivalca, EU-27¹⁾, 2008

Chart 7: Sale of meat and meat products, EU-27¹⁾, 2008

kg na preb. / kg per capita



1) Za Malto, Ciper in Luksemburg ni podatkov.

No data for Malta, Cyprus and Luxembourg.

2) Vsaj šestina podatkov je zakrita zaradi zaupnosti in ni zajeta v prikazanih podatkih.

At least a sixth of data are protected due to confidentiality and not shown in the chart.

Vir / Source: Eurostat (<http://epp.eurostat.ec.europa.eu>), 5. 10. 2009

SVEŽI BETON

Največ svežega betona na prebivalca so prodali v Italiji, in sicer 5.057,9 kilograma na prebivalca. S prodajo 4.070,0 kilogramov svežega betona na prebivalca je sledila Avstrija, v Španiji pa so prodali 3.477,3 kilograma svežega betona na prebivalca. Najmanj svežega betona na prebivalca so prodali v Franciji, in sicer 634,1 kilograma na prebivalca.

V Sloveniji smo prodali 1.027,7 kilograma svežega betona na prebivalca. Približno toliko svežega betona kot v Sloveniji, so prodali še na Poljskem (1.051,2 kilograma na prebivalca) in na Nizozemskem (1.007,6 kilograma na prebivalca).

CONCRETE

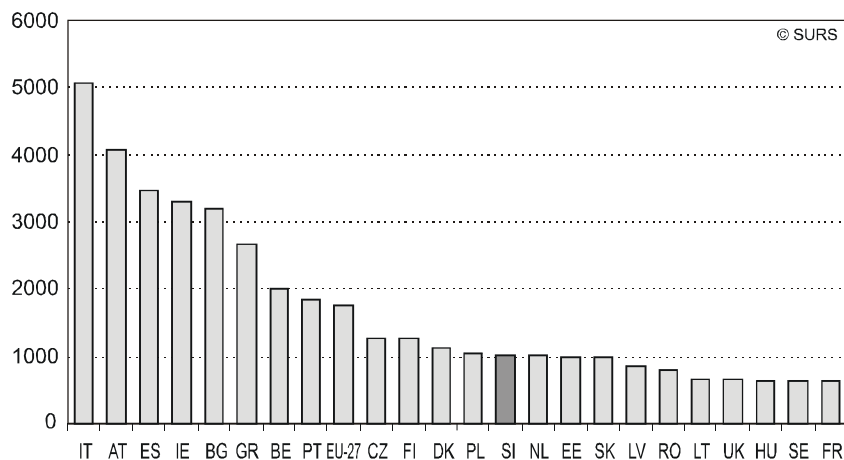
Most of the concrete per capita was sold in Italy (5,057.9 kg), followed by Austria with 4,070.0 kg per capita and Spain with 3,477.3 kg per capita. The least concrete per capita was sold in France (634.1 kg).

In Slovenia 1,027.7 kg of concrete was sold per capita, which is about the same as in Poland (1,051.2 kg per capita) and the Netherlands (1,007.6 kg per capita).

Slika 8: Prodaja svežega betona na prebivalca, EU-27¹⁾, 2008

Chart 8: Sale of concrete per capita, EU-27¹⁾, 2008

kg na preb. / kg per capita



1) Za Malto, Ciper in Luksemburg ni podatkov. Podatki za Nemčijo so ocenjeni in niso objavljeni.

No data for Malta, Cyprus and Luxembourg. Data for Germany are estimates and are not presented.

Vir / Source: Eurostat (<http://epp.eurostat.ec.europa.eu>), 5. 10. 2009

KUHINJSKO POHIŠTVO

Največ kuhinjskega pohištva na prebivalca so prodali na Finskem, in sicer 0,79 kosa na prebivalca. S prodajo 0,70 kosa kuhinjskega pohištva na prebivalca je sledila Irska, v Estoniji pa so prodali 0,62 kosa kuhinjskega pohištva na prebivalca. Najmanj kuhinjskega pohištva na prebivalca so prodali v Bolgariji.

V Sloveniji smo prodali 0,20 kosa kuhinjskega pohištva na prebivalca in se tako med vsemi proizvajalci kuhinjskega pohištva v Evropski uniji uvrstili približno na sredino lestvice.

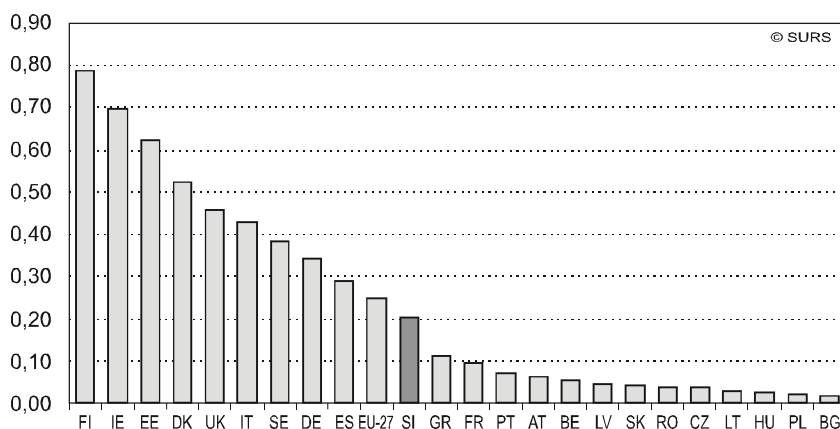
KITCHEN FURNITURE

Most kitchen furniture per capita was sold in Finland (0.79 pieces), followed by Ireland with 0.70 pieces per capita and Estonia with 0.62 pieces per capita. The least kitchen furniture per capita was sold in Bulgaria.

In Slovenia 0.20 pieces of kitchen furniture was sold per capita, which ranks our country in the middle of EU Member States.

Slika 9: Prodaja kuhinjskega pohištva na prebivalca, EU-27¹⁾, 2008Chart 9: Sale of kitchen furniture per capita, EU-27¹⁾, 2008

kos na preb. / piece per capita



1) Za Malto, Ciper in Luksemburg ni podatkov. Podatki za Nizozemsko in Švedsko so zaščiteni zaradi zaupnosti in niso prikazani.
No data for Malta, Cyprus and Luxembourg. Data for Netherlands and Sweden are not revealed due to confidentiality.
Vir / Source: Eurostat (<http://epp.eurostat.ec.europa.eu>), 5. 10. 2009

VRHNJA OBLAČILA

Po NIP se 41 proizvodov uvršča med vrhnja oblačila, ki so navedena v prilogi 3.

Vrhnjih oblačil so prodali največ v Romuniji, in sicer 5,1 kosa na prebivalca. S 4,5 kosa na prebivalca ji je sledila Italija, tej pa Portugalska s 3,8 kosa na prebivalca. Čeprav je imela Estonija med 41 proizvodi 10 proizvodov zaščitenih zaradi zaupnosti in ti niso bili zajeti v prikazanih podatkih, je med državami EU zasedla zelo visoko, peto mesto, in sicer je v letu 2008 prodala 3,2 kosa vrhnjih oblačil na prebivalca.

Slovenija je v letu 2008 prodala za 1,2 kosa vrhnjih oblačil na prebivalca in se tako med vsemi državami EU uvrstila takoj za Bolgarijo (ta jenamreč prodala 1,3 kosa vrhnjih oblačil na prebivalca) in pred Dansko (ta je prodala 0,8 kosa vrhnjih oblačil na prebivalca).

OUTERWEAR

According to NIP, 41 products are classified into outerwear. They are listed in Annex 3.

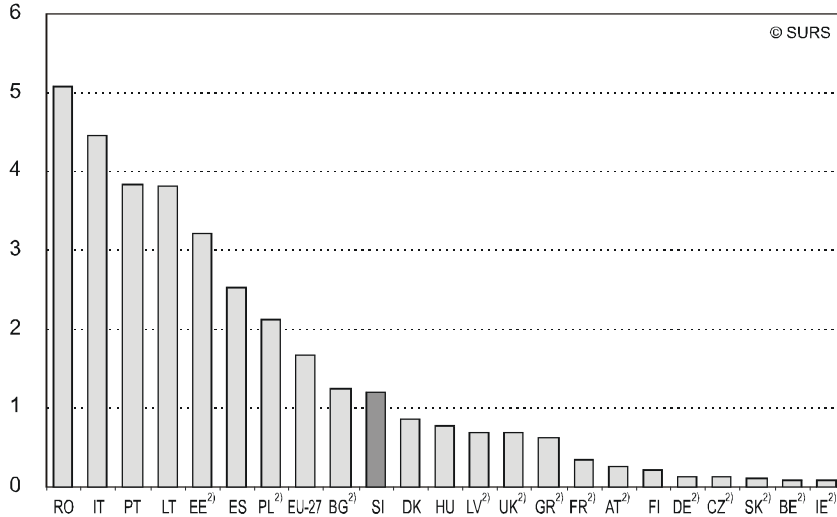
Most outerwear was sold in Romania (5.1 pieces per capita), followed by Italy with 4.5 pieces per capita and Portugal with 3.8 pieces per capita. Despite the fact that Estonia had ten out of 41 products protected due to confidentiality (which means that these data were not included), Estonia was fifth among EU Member States with 3.2 pieces of outerwear sold per capita.

In 2008 Slovenia sold 1.2 pieces of outerwear per capita, which ranks our country just after Bulgaria with 1.3 and just before Denmark with 0.8 pieces per capita.

Slika 10: Prodaja vrhnjih oblačil na prebivalca, EU-27¹⁾, 2008

Chart 10: Sale of outerwear per capita, EU-27¹⁾, 2008

kos na preb. / piece per capita



1) Za Malto, Ciper in Luksemburg ni podatkov. Podatki za Nizozemsko in Švedsko so zaščiteni zaradi zaupnosti in niso prikazani.
 No data for Malta, Cyprus and Luxembourg. Data for Netherlands and Sweden are not revealed due to confidentiality.
 2) Vsaj šestina podatkov je zakrita zaradi zaupnosti in ni zajeta v prikazanih podatkih.
 At least a sixth of data are not revealed due to confidentiality.

Vir / Source: Eurostat (<http://epp.eurostat.ec.europa.eu>), 5. 10. 2009

BARVE, LAKI IN PODOBNI PREMAZI

Po NIP se 25 proizvodov uvršča med barve, lake in podobne premaze, ki so prikazani v prilogi 4.

Slovenija je med državami EU prodala največ barv, lakov in podobnih premazov, in sicer kar 118,1 kilograma na prebivalca. Takoj za nami je bila Finska, ki je prodala 93,6 kilograma barv, lakov in podobnih premazov na prebivalca. Čeprav je bila četrtina podatkov Švedske zakrita zaradi zaupnosti in ti niso zajeti v prikazanih podatkih, je bila Švedska med državami EU s 66. prodanimi kilogrami barv, lakov in podobnih premazov na prebivalca na tretjem mestu. Med vsemi državami EU je najmanj barv, lakov in podobnih premazov prodala Slovaška, in sicer 0,9 kilograma na prebivalca.

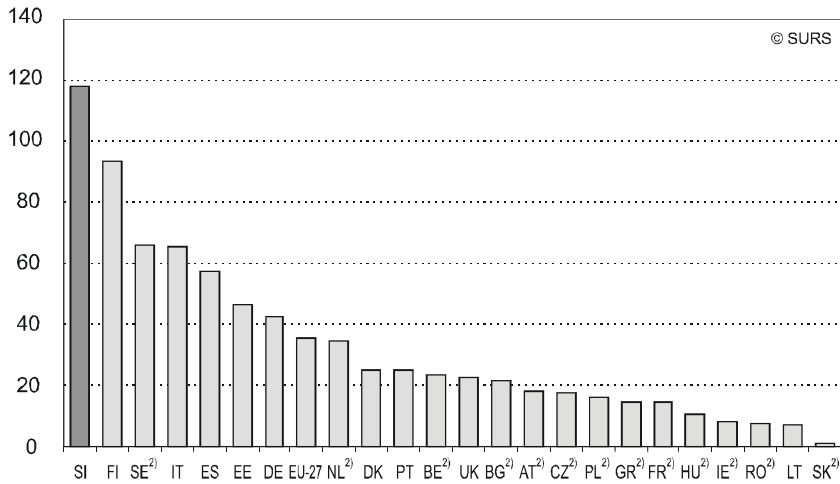
PAINTS, VARNISHES AND SIMILAR COATINGS

According to NIP, 25 products are classified into paints, varnishes and similar coatings. They are listed in Annex 4.

Slovenia is the Member State that sold most paints, varnishes and similar coatings, as much as 118.1 kg per capita, followed by Finland with 93.6 kg per capita. Despite the fact that a quarter of the Swedish data was protected due to confidentiality, Sweden was third among EU Member States with 66 kg per capita. Among all EU Member States the fewest paints, varnishes and similar coatings were sold in Slovakia (0.9 kg per capita).

Slika 11: Prodaja barv, lakov in podobnih premazov na prebivalca, EU-27¹⁾, 2008Chart 11: Sale of paints, varnishes and similar coatings per capita, EU-27¹⁾, 2008

kg na preb. / kg per capita



1) Za Malto, Ciper in Luksemburg ni podatkov. Podatki za Latvijo so zaščiteni zaradi zaupnosti in niso prikazani.

No data for Malta, Cyprus and Luxembourg. Data for Latvia are not revealed due to confidentiality.

2) Vsaj četrtina podatkov je zakrita zaradi zaupnosti in ni zajeta v prikazanih podatkih.

At least one fourth of data are not revealed due to confidentiality.

Vir / Source: Eurostat (<http://epp.eurostat.ec.europa.eu>), 5. 10. 2009**STATISTIČNI ZNAMENJI**

z podatek zaradi zaupnosti ni objavljen

1) označba za opombo pod tabelo

STATISTICAL SIGNS

z data not published because of confidentiality

1) footnote

METODOLOŠKA POJASNILA**Namen statističnega raziskovanja**

Z letnim vprašalnikom o industrijski proizvodnji (IND/L) zbiramo podatke o dejavnosti podjetij, in sicer podatke o količinski proizvodnji in količinski ter vrednostni prodaji proizvodov/storitev. S tem zagotavljamo ustrezne elemente za računanje različnih kazalnikov razvoja industrijskih dejavnosti. Z letnim raziskovanjem industrijske proizvodnje zbrani in v informacije urejeni podatki so podlaga za prikaz in podrobnejšo analizo trenutnega stanja, sprememb in razvoja industrije in so zato nepogrešljivi za uspešno vodenje tako poslovne kot gospodarske politike. Z vključitvijo Slovenije v Evropsko unijo se je povečala tudi potreba po menjavi in primerjavi statističnih podatkov z državami v EU.

Enote opazovanja

Od leta 2009 dalje so enote opazovanja podjetja in enote v sestavi, ki po Standardni klasifikaciji dejavnosti (SKD 2008) opravljajo eno ali več dejavnosti s področij Rudarstvo (B) in Predelovalne dejavnosti (C). Do vključno leta 2008 je bila osnova za izbor podjetij Standardna klasifikacija dejavnosti 2002.

V raziskovanje so vključena vsa podjetja in enote v sestavi, ki imajo 20 ali več zaposlenih, ter izjemoma nekatera manjša podjetja.

Vir podatkov

Podatke zberemo z vprašalnikom IND/L, ki je podlaga za letno statistično raziskovanje o industrijski proizvodnji. Raziskovanje poteka na podlagi

METHODOLOGICAL EXPLANATIONS**Purpose of the survey**

With the Annual Industry Questionnaire (IND/L) we collect the data on the activity of enterprises (production quantity and sales quantity and value) and provide proper elements for calculating various indicators of development of industrial activities. Data collected with this annual survey on industrial production are the basis for presentation and detailed analysis of the current situation, changes and development in industry and are therefore indispensable for successful management of the business and economic policy. The integration of Slovenia into the European Union saw an increased need for exchanging and comparing statistical data among EU Member States.

Observation units

From 2009 on observation units are industrial enterprises and establishments that according to the 2008 Standard Classification of Activities (NACE Rev. 2) perform one or more activities from sections Mining and quarrying (B) and Manufacturing (C). Until 2008 inclusive the basis for the selection of enterprises was the 2002 Standard Classification of Activities.

The IND/L survey covers all enterprises and establishments with 20 or more persons in paid employment and exceptionally some smaller enterprises.

Data source

The data were collected with the IND/L questionnaire. The survey is implemented on the basis of the National Statistics Act (OJ RS, No. 45/95



Zakona o državni statistiki (Uradni list RS, št. 45/95 in št. 9/01), Letnega programa statističnih raziskovanj za leto 2009 (Uradni list. RS, št. 114/08) in Uredbe Sveta št. 3924/91 (Uradni list ES, L 374).

Način zbiranja podatkov

Z letnim vprašalnikom IND/L zberemo podatke o količinski proizvodnji ter količinski in vrednostni prodaji proizvodov in/ali storitev najkasneje v šestih mesecih po preteku referenčnega leta. Poročevalske enote izpolnijo vprašalnik s pomočjo Nomenklature industrijskih proizvodov (NIP); ta vsebuje šifre, opise in merske enote proizvodov oziroma industrijskih storitev. NIP je slovenska različica evropske Prodcom liste, tako da je omogočena takojšnja neposredna primerjava rezultatov med državami članicami EU.

DEFINICIJE IN POJASNILA

Vrednost prodaje industrijskih proizvodov in storitev je opredeljena kot fakturirana vrednost franko tovarna, v katero so vključeni tudi stroški pakiranja, čeprav so morda na računu prikazani posebej, ter kompenzacije in subvencije, ki se nanašajo na proizvedene ali prodane količine oz. vrednosti proizvodov in storitev. Prodajna vrednost vključuje tudi usredstveno proizvodnjo in vrednost proizvodov, danih zaposlenim v naravi. Vrednost prodaje pa ne vključuje davka na dodano vrednost in podobnih davkov in taks, posebej zaračunanih prevoznih stroškov in popustov, danih kupcem.

Količinska prodaja proizvodov in storitev predstavlja količino prodaje posameznega proizvoda v letu opazovanja, ne glede na to, ali prihaja iz proizvodnje v opazovanem letu ali iz zalog, ki so bile proizvedene v preteklih letih. V podatku o količinski prodaji so prikazane tudi količine usredstvene proizvodnje in količine, dane zaposlenim v naravi.

Proizvodnja industrijskih proizvodov predstavlja količino proizvedenih proizvodov in storitev prikazanih po Nomenklaturi industrijskih proizvodov. Gre za proizvedene proizvode ustvarjene na ozemlju Slovenije v letu opazovanja, ne glede na to, ali so ti proizvodi namenjeni nadaljnji proizvodnji, prodaji ali pa dani na zalogo. V podatku o proizvodnji so prikazane tudi količine usredstvene proizvodnje in količine, dane zaposlenim v naravi.

Pri storitvah ločimo:

- **storitveno proizvodnjo (po pogodbi)**, kjer so surovine in proizvodi naročnikovi, proizvodnja poteka na naročnikov račun, zato proizvajalec ni lastnik proizvodov in jih sam ne prodaja (lon posli, dodelava).
- **industrijske storitve**, ki so opravljene za naročnika in za njegov račun ter zanje obstaja šifra v Nomenklaturi industrijskih proizvodov.

Metodološko opozorilo

Pri letni statistiki industrije zbiramo podatke o proizvodnji in prodaji industrijskih proizvodov in storitev na osnovi Nomenklature o industrijskih proizvodih (NIP), kjer so razvrščeni proizvodi in storitve, ki jih v skladu z SKD lahko razvrstimo v področji rudarstva in predelovalnih dejavnosti. Od leta 2005 naprej pri letni statistiki industrije ne spremljamo več energetskih proizvodov.

Industrija pri letni statistiki zajema podatke o rudarstvu (B) in predelovalnih dejavnosti (C). V rudarstvu niso zajeti podatki o pridobivanju premoga, surove nafte in zemeljskega plina ter rud, kar po SKD predstavljajo oddelki (05, 06 in 07). Med predelovalnimi dejavnostmi pa niso zajeti podatki o proizvodnji koka in naftnih derivatov (oddelek 19), izjema je le proizvodnja katranske smole in smolnega koka, ki pa jo v Sloveniji ni.

and 9/01), the Annual Program of Statistical Surveys for 2009 (OJ RS, No. 114/08) and Council Regulation 3924/91 (OJ No L 374).

Method of data collection

With the annual questionnaire IND/L we collect within six month after the reference period the data on the quantity of production and the quantity and value of the sale of goods and/or services. Reporting units answer the IND/L questionnaire with the help of the Nomenclature of Industrial Products (NIP), which includes codes, descriptions and units of measure of industrial products and services. NIP is the national extended version of the PRODCOM List and thus enables immediate and direct comparison of results between EU Member States.

DEFINITIONS AND EXPLANATIONS

Value of the sale of industrial products and services is defined as the invoiced value of the ex-works selling price which includes also packaging costs even if they are charged separately, compensations and subsidies which refer to produced and sold quantities or values of products and services. The value of the sale also includes the production and the values of products given to the employees in kind. However, the selling value does not include the value added tax, similar deductible taxes and duties, separately charged transport costs or discounts granted to customers.

Volume of the sale of products and services is the volume of individual products sold in the observed year, irrespective of whether products were produced in the observed year or before (sale of stocks). Data on sales volume include capitalized production and the volume of products given to the employees in kind.

Production of industrial products means the quantity of produced products according to the 2003 Nomenclature of Industrial Products. This is the quantity of products produced in Slovenia in 2003, irrespective of whether they are intended for sale, further production or stocks. Production includes also the quantities production and benefits in kind to people employed by the enterprise.

Services are divided into:

- **service production (contract)**, where raw material and products belong to the customer, production is done on customer's account, so the producer is not the owner of products and does not sell them,
- **industrial services**, which are performed for the customers and on their account and for which there are codes in the Nomenclature of Industrial Products.

Methodological note

In annual industry statistics we collect data on production and sale of industrial products and services on the basis of the Nomenclature of Industrial Products (NIP), which covers products and services that are classified into mining and quarrying and manufacturing according to NACE Rev. 2. Since 2005 annual industry statistics no longer monitors energy products.

Annual industry statistics cover data on mining and quarrying (B) and manufacturing (C). Mining and quarrying do not cover data on mining or coal and lignite, extraction of crude petroleum and natural gas, and mining of metal ores (NACE Rev. 2 divisions 05, 06 and 07). Manufacturing does not cover data on manufacture of coke and refined petroleum products (division 19), except manufacture of coal tar and tar coke, which does not exist in Slovenia.



Podatki za leta 2005, 2006 in 2007 so preračunani po SKD 2008.

Data for 2005, 2006 and 2007 were converted into SKD 2008 (NACE Rev. 2).

Objavljanje rezultatov

Začasne podatke iz raziskovanja objavimo šest mesecev po preteku leta opazovanja v Prvi objavi (PO) in na portalu SI-STAT na spletni strani Statističnega urada RS: www.stat.si/si-stat. Končne podatke pa objavimo devet ali najkasneje deset mesecev po preteku leta opazovanja le na portalu SI-STAT. Izbrane podatke objavimo tudi v Statističnem letopisu.

Publishing

Provisional data from the IND/L survey are published six months after the observed year in First Release and the SI-STAT Database on the website of the Statistical Office: www.stat.si/si-stat. Final data are published nine or ten months after the observed year in the SI-STAT Database. Some data are published in the Statistical Yearbook.

PRILOGA 1: Proizvodi, ki se uvrščajo med vino iz grozdja

ANNEX 1: Products classified into wine from grapes

| Šifra NIP08/ NIP08 code | Opis | Description |
|----------------------------|---|--|
| 11.02.11.300 | Šampanjec | Champagne |
| 11.02.11.930 | Peneče vino iz svežega grozdja, vsebnost alkohola > 8,5 % | Sparkling wine from fresh grapes, of an actual alcoholic strength by volume of > 8.5% volume |
| 11.02.11.950 | Peneče vino iz svežega grozdja, vsebnost alkohola <= 8,5 % | Sparkling wine from fresh grapes, of an actual alcoholic strength by volume of <= 8.5% |
| 11.02.12.110 | Bela vina z zaščitenim geografskim poreklom, vsebnost alkohola < 15 % | White wine in specified regions (v.q.p.r.d.) |
| 11.02.12.130 | Bela vina brez zaščitenega geografskega porekla, vsebnost alkohola < 15 % | White wine (other), not v.q.p.r.d. |
| 11.02.12.150 | Vina (razen penečih), stekleničena pod pritiskom ali z dodatkom CO ₂ , s tlakom 1-3 bar pri temperaturi 20°C | Wine and grape must with fermentation prevented or arrested by the addition of alcohol, put up with pressure of CO ₂ in solution >=1 bar < 3, at 20°C |
| 11.02.12.170 | Druga vina (razen belih in penečih) z zaščitenim geografskim poreklom, vsebnost alkohola < 15 % | Quality wine and grape must with fermentation prevented or arrested by the addition of alcohol, v.q.p.r.d. of an alcoholic strength of <=15% excluding white wine and sparkling wine |
| 11.02.12.190 | Druga vina (razen belih in penečih) brez zaščitenega geografskega porekla, vsebnost alkohola < 15 % | Wine and grape must with fermentation prevented or arrested by the addition of alcohol, of an alcoholic strength <=15% (excluding white wine and sparkling wine v.q.p.r.d.) |
| 11.02.12.300 | Desertna vina (madeira, portsko, šeri vino) in druga vina, vsebnost alkohola > 15 % | Port, Madeira, Sherry and other > 15% alcohol |
| 11.02.12.500 | Grozdni mošt | Grape must |

PRILOGA 2: Proizvodi, ki se uvrščajo med meso in mesne izdelke

ANNEX 2: Products classified into meat and meat products

| Šifra NIP08/ NIP08 code | Opis | Description |
|----------------------------|---|---|
| 10.11.11.400 | Goveje meso, sveže ali ohlajeno, trupi, polovice in četrti s kostmi | Fresh or chilled carcasses, half-carcasses and quarters with bone in, of beef and veal |
| 10.11.11.900 | Goveje meso, sveže ali ohlajeno, v kosih | Fresh or chilled cuts, of beef and veal |
| 10.11.12.300 | Prašičje meso, sveže ali ohlajeno, trupi in polovice | Fresh or chilled carcasses and half-carcasses, of pig meat |
| 10.11.12.500 | Prašičje meso, sveže ali ohlajeno, stegna, plečeta in njihovi kosi s kostmi | Fresh or chilled hams, shoulders and cuts thereof with bone in, of pig meat |
| 10.11.12.900 | Drugo prašičje meso, sveže ali ohlajeno | Fresh or chilled pig meat |
| 10.11.13.000 | Ovčje meso, sveže ali ohlajeno | Fresh or chilled carcasses, half-carcasses and cuts, of lamb or sheep |
| 10.11.14.000 | Kozje meso, sveže ali ohlajeno | Meat of goats, fresh or chilled |
| 10.11.15.000 | Meso konjev, oslov, mul, mežgov, sveže ali ohlajeno | Meat of horses and other equines, fresh or chilled |
| 10.11.20.000 | Užitni klavnični odpadki goved, prašičev, ovc, koz, konj in drugih kopitarjev, sveži ali ohlajeni | Edible offal of bovine animals, swine, sheep, goats, horses and other equines, fresh or chilled |
| 10.11.31.000 | Goveje meso, zamrznjeno | Frozen carcasses, half-carcasses, quarters and cuts, of beef and veal |
| 10.11.32.300 | Prašičje meso, zamrznjeno, trupi in polovice | Frozen carcasses and half-carcasses, of pig meat |
| 10.11.32.500 | Prašičje meso, zamrznjeno, stegna, plečeta in njihovi kosi s kostmi | Frozen hams, shoulders and cuts with bone in, of pig meat |
| 10.11.32.900 | Drugo prašičje meso, zamrznjeno | Other frozen pig meat |
| 10.11.33.000 | Ovčje meso, zamrznjeno | Frozen carcasses, half-carcasses and cuts, of lamb or sheep |
| 10.11.34.000 | Kozje meso, zamrznjeno | Frozen meat, of goats |
| 10.11.35.000 | Meso konjev, oslov, mul, mežgov, zamrznjeno | Frozen meat, of horses and other equines |
| 10.11.39.100 | Užitni klavnični odpadki goved, prašičev, ovc, koz, konj in drugih kopitarjev, zamrznjeni | Edible offal of bovine animals, swine, sheep, goats, horses and other equines, frozen |
| 10.11.39.300 | Drugo meso in užitna drobovina, sveža, ohlajena ali zamrznjena, tudi zajčje, kunčje meso, divjačina (razen žabjih krakov) | Fresh, chilled or frozen edible meat and offal (including meat and offal of rabbits, hares and game; excluding frog legs) |
| 10.11.41.000 | Mastna volna, nemikana, nečesana, tudi volna, oprana na ovci (razen strojarske volne) | Greasy wool not carded or combed (including fleece-washed wool; excluding shorn wool) |



PRILOGA 2: Proizvodi, ki se uvrščajo med meso in mesne izdelke (nadaljevanje)
ANNEX 2: Products classified into meat and meat products (continued)

| Šifra NIP08/ NIP08 code | Opis | Description |
|----------------------------|--|---|
| 10.11.43.000 | Druge surove goveje ali konjske kože, z dlako ali brez | Raw hides and skins of bovine or equine animals (excluding whole) |
| 10.11.50.400 | Prašičja maščoba in salo, očiščena mesa, sveža, ohlajena, zamrznjena, nasoljena, v slanici, dimljena | Pig fat free of lean meat; fresh; chilled; frozen; salted; in brine or smoked |
| 10.11.50.600 | Mast in druga prašičja maščoba, topljena | Lard and other pig fat; rendered |
| 10.11.50.700 | Goveja, ovčja ali kozja maščoba, surova ali topljena | Fats of bovine animals; sheep or goats; raw or rendered |
| 10.11.60.300 | Živalska čreva, mehurji in želodci, celi ali v kosih (razen ribjih) | Guts, bladders and stomachs of animals, whole or in pieces (excluding fish) |
| 10.11.60.900 | Drugi klavniški odpadki, neprimerni za človeško prehrano | Animal disposal, unfit for human consumption |
| 10.12.10.100 | Piščanci, celi, sveži ali ohlajeni | Fresh or chilled whole chickens |
| 10.12.10.200 | Purani, celi, sveži ali ohlajeni | Fresh or chilled whole turkeys |
| 10.12.10.300 | Gosi, race in pegatke, cele, sveže ali ohlajene | Fresh or chilled whole geese, ducks and guinea fowls |
| 10.12.10.400 | Mastna jetra gosi in rac, sveža ali ohlajena | Fresh or chilled fatty livers of geese and ducks |
| 10.12.10.500 | Kosi piščancev, sveži ali ohlajeni | Fresh or chilled cuts of chicken |
| 10.12.10.600 | Kosi puranov, sveži ali ohlajeni | Fresh or chilled cuts of turkey |
| 10.12.10.700 | Kosi gosi, rac in pegatk, sveži ali ohlajeni | Fresh or chilled cuts of geese, ducks and guinea fowls |
| 10.12.20.130 | Piščanci, celi, zamrznjeni | Frozen whole chickens |
| 10.12.20.150 | Purani, celi, zamrznjeni | Frozen whole turkeys |
| 10.12.20.170 | Gosi, race in pegatke, cele, zamrznjene | Frozen whole geese, ducks and guinea fowls |
| 10.12.20.530 | Kosi piščancev, zamrznjeni | Frozen cuts of chicken |
| 10.12.20.550 | Kosi puranov, zamrznjeni | Frozen cuts of turkey |
| 10.12.20.570 | Kosi rac, gosi in pegatk, zamrznjeni | Frozen cuts of ducks, geese and guinea fowls |
| 10.12.20.800 | Perutninska jetra, zamrznjena | Frozen poultry livers |
| 10.12.30.000 | Perutninske maščobe | Fats of poultry |
| 10.12.40.200 | Perutninska drobovina (razen mastnih jeter gosi in rac), sveža ali ohlajena | Fresh or chilled poultry offal (excluding fatty livers of geese and ducks) |
| 10.12.40.500 | Perutninska drobovina (razen jeter), zamrznjena | Frozen poultry offal (excluding liver) |
| 10.12.50.000 | Preparirane kože ptic s perjem ali puhom, okrasna peresa, repi ipd. | Prepared skins of birds with feathers or down, feathers, etc |
| 10.13.11.200 | Prašičje meso, gnjati, pleča in njihovi kosi, s kostmi, soljeni, v slanici, sušeni ali prekajeni | Hams, shoulders and cuts thereof with bone in, of swine, salted, in brine, dried or smoked |
| 10.13.11.500 | Prašičje meso, prsa s potrebušnino in njihovi kosi, soljeni, v slanici, sušeni ali prekajeni | Bellies and cuts thereof of swine, salted, in brine, dried or smoked |
| 10.13.11.800 | Drugo prašičje meso, soljeno, v slanici, sušeno ali prekajeno | Pig meat salted, in brine, dried or smoked |
| 10.13.12.000 | Goveje meso, soljeno, v slanici, sušeno ali prekajeno | Beef and veal salted, in brine, dried or smoked |
| 10.13.13.000 | Drugo meso, soljeno, v slanici, sušeno ali prekajeno (razen prašičjega in govejega mesa); užitna moka in zdrob iz mesa ali iz klavničnih odpadkov | Meat salted, in brine, dried or smoked; edible flours and meals of meat or meat offal (excluding pig-meat, beef and veal) |
| 10.13.14.300 | Klobase in podobni izdelki iz jeter; sestavljena živila na osnovi teh proizvodov (razen pripravljenih jedi in obrokov) | Liver sausages and similar products and food preparations based thereon (excluding prepared meals and dishes) |
| 10.13.14.600 | Klobase in podobni izdelki iz mesa, klavničnih odpadkov ali krvi (razen iz jeter); sestavljena živila na osnovi teh proizvodov (razen pripravljenih jedi in obrokov) | Sausages and similar products of meat, offal or blood and food preparations based thereon (excluding liver sausages and prepared meals and dishes) |
| 10.13.15.050 | Pripravljena ali konzervirana gosja ali račja jetra | Prepared or preserved goose or duck liver |
| 10.13.15.150 | Pripravljena ali konzervirana jetra drugih živali | Prepared or preserved liver of other animals |
| 10.13.15.250 | Pripravljene ali konzervirane izdelke iz mesa ali klavničnih odpadkov puranov | Prepared or preserved meat or offal of turkeys |
| 10.13.15.350 | Drugi pripravljene ali konzervirane izdelke iz perutnine | Other prepared or preserved poultry meat |
| 10.13.15.450 | Pripravljene ali konzervirane izdelke iz mesa prašičev: šunka in njeni kosi | Prepared or preserved meat of swine: hams and cuts thereof |
| 10.13.15.550 | Pripravljene ali konzervirane izdelke iz mesa prašičev: plečeta in njihovi kosi | Prepared or preserved meat of swine: shoulders and cuts thereof, of swine |
| 10.13.15.650 | Pripravljene ali konzervirane izdelke iz mesa, klavničnih odpadkov in mešanice prašičev, ki vsebujejo < 40 % mesa ali klavničnih odpadkov ter maščob | Prepared or preserved meat, offal and mixtures of domestic swine, including mixtures, containing < 40% meat or offal of any kind and fats of any kind |
| 10.13.15.750 | Drugi pripravljene ali konzervirane izdelke iz mesa, klavničnih odpadkov in mešanice prašičev | Other prepared or preserved meat, offal and mixtures of swine, including mixtures |
| 10.13.15.850 | Pripravljene ali konzervirane izdelke iz mesa ali klavničnih odpadkov goved | Prepared or preserved meat or offal of bovine animals |
| 10.13.15.950 | Drugi pripravljene ali konzervirane izdelke iz mesa ali klavničnih odpadkov, vključno z izdelki iz krvi | Other prepared or preserved meat or offal, including blood |
| 10.13.16.000 | Moka, zdrob in peleti iz mesa, mesnih odpadkov, neprimerni za prehrano ljudi; ocvirki | Flours, meals and pellets of meat or meat offal unfit for human consumption; greaves |

PRILOGA 3: Proizvodi, ki se uvrščajo med vrhnja oblačila
ANNEX 3: Products classified into other outerwear

| Šifra NIP08/ NIP08 code | Opis | Description |
|----------------------------|---|--|
| 14.13.11.100 | Moški ali fantovski površniki, plašči, ogrinjala in podobna oblačila, iz pletenih ali kvačkanih materialov | Men's or boys' overcoats, car-coats, capes, cloaks and similar articles, of knitted or crocheted textiles |
| 14.13.11.200 | Moški ali fantovski anoraki, vetrovke, jope in podobna oblačila, iz pletenih ali kvačkanih materialov (razen suknjičev, blazerjev) | Men's or boys' anoraks, ski-jackets, wind-cheaters, wind-jackets and similar articles, of knitted or crocheted textiles (excluding jackets and blazers) |
| 14.13.12.300 | Moški ali fantovski suknjiči, iz pletenih ali kvačkanih materialov | Men's or boys' jackets and blazers, of knitted or crocheted textiles |
| 14.13.12.600 | Moške ali fantovske obleke in kompleti, iz pletenih ali kvačkanih materialov | Men's or boys' suits and ensembles, of knitted or crocheted textiles |
| 14.13.12.700 | Moške ali fantovske hlače, kratke hlače, hlače z oprsnikom in naramnicami, iz pletenih ali kvačkanih materialov | Men's or boys' trousers, breeches, shorts, bib and brace overalls, of knitted or crocheted textiles |
| 14.13.13.100 | Ženski ali dekliški plašči, površniki, ogrinjala in podobna oblačila, iz pletenih ali kvačkanih materialov | Women's or girls' overcoats, car-coats, capes, cloaks and similar articles, of knitted or crocheted textiles (excluding jackets and blazers) |
| 14.13.13.200 | Ženski ali dekliški anoraki, vetrovke, jope in podobna oblačila, iz pletenih ali kvačkanih materialov (razen jaken, jopičev) | Women's or girls' anoraks, ski-jackets, wind-cheaters, wind-jackets and similar articles, of knitted or crocheted textiles (excluding jackets and blazers) |
| 14.13.14.300 | Ženske ali dekliške jakne in jopiči, iz pletenih ali kvačkanih materialov | Women's or girls' jackets and blazers, of knitted or crocheted textiles |
| 14.13.14.600 | Ženski ali dekliški kostimi in kompleti, iz pletenih ali kvačkanih materialov | Women's or girls' suits and ensembles, of knitted or crocheted textiles |
| 14.13.14.700 | Ženske ali dekliške obleke, iz pletenih ali kvačkanih materialov | Women's or girls' dresses, of knitted or crocheted textiles |
| 14.13.14.800 | Ženska ali dekliška krila, hlačna krila, iz pletenih ali kvačkanih materialov | Women's or girls' skirts and divided skirts, of knitted or crocheted textiles |
| 14.13.14.900 | Ženske ali dekliške hlače, kratke hlače, hlače z oprsnikom in naramnicami, iz pletenih ali kvačkanih materialov | Women's or girls' trousers, breeches, shorts, bib and brace overalls, of knitted or crocheted textiles |
| 14.13.21.100 | Moški ali fantovski dežni plašči | Men's or boys' raincoats |
| 14.13.21.200 | Moški ali fantovski plašči, šoferski jopiči, pelerine in podobna oblačila | Men's or boys' overcoats, car-coats, capes, etc |
| 14.13.21.300 | Moški ali fantovski anoraki, smučarske bunde, vetrovke in podobna oblačila (razen pletenih, kvačkanih, impregniranih, premazanih, prevlečenih, prekritih, laminiranih, gumiranih suknjičev, blazerjev) | Men's or boys' anoraks, ski-jackets, wind-jackets and similar articles (excluding jackets and blazers, knitted or crocheted, impregnated, coated, covered, laminated or rubberized) |
| 14.13.22.100 | Moške ali fantovske obleke (razen pletenih ali kvačkanih) | Men's or boys' suits (excluding knitted or crocheted) |
| 14.13.22.200 | Moški ali fantovski kompleti (razen pletenih ali kvačkanih) | Men's or boys' ensembles (excluding knitted or crocheted) |
| 14.13.23.000 | Moški ali fantovski jopiči in blazerji (razen pletenih ali kvačkanih) | Men's or boys' jackets and blazers (excluding knitted or crocheted) |
| 14.13.24.420 | Moške ali fantovske hlače, iz jeansa (razen delovnih) | Men's or boys' trousers and breeches, of denim (excluding for industrial or occupational wear) |
| 14.13.24.440 | Moške ali fantovske hlače (razen delovnih), iz volnenih tkanin | Men's or boys' trousers, breeches and shorts, of wool or fine animal hair (excluding for industrial or occupational wear) |
| 14.13.24.450 | Moške ali fantovske hlače (razen delovnih), iz umetnih ali sintetičnih tkanin | Men's or boys' trousers and breeches, of man-made fibres (excluding for industrial or occupational wear) |
| 14.13.24.480 | Moške ali fantovske hlače, dokolenske hlače (pumparice), iz bombaža (razen iz rebrastega žameta, pletenih ali kvačkanih) | Men's or boys' trousers and breeches, of cotton (excluding denim, knitted or crocheted) |
| 14.13.24.490 | Moške ali fantovske hlače (razen delovnih), iz drugih tkanin | Men's or boys' trousers, breeches, shorts and bib and brace overalls |
| 14.13.24.550 | Moške ali fantovske hlače z oprsnikom in naramnicami (razen delovnih, iz pletenih materialov) | Men's or boys' bib and brace overalls (excluding knitted or crocheted, for industrial or occupational wear) |
| 14.13.24.600 | Moške ali fantovske kratke hlače, iz bombaža, sintetičnih ali umetnih vlaken (razen pletenih ali kvačkanih) | Men's or boys' shorts, of cotton or man-made fibres (excluding knitted or crocheted) |
| 14.13.31.100 | Ženski ali dekliški dežni plašči | Woman's or girls' raincoats |
| 14.13.31.200 | Ženski ali dekliški plašči in druga podobna oblačila | Woman's or girls' overcoats, etc |
| 14.13.31.300 | Ženski ali dekliški anoraki, smučarske bunde, vetrovke in podobna oblačila (razen jaken, blazerjev) | Women's or girls' anoraks, ski-jackets, wind-jackets and similar articles (excluding jackets and blazers) |
| 14.13.32.100 | Ženski ali dekliški kostimi (razen pletenih ali kvačkanih) | Women's or girls' suits (excluding knitted or crocheted) |
| 14.13.32.200 | Ženski ali dekliški kompleti (razen pletenih ali kvačkanih) | Women's or girls' ensembles (excluding knitted or crocheted) |
| 14.13.33.300 | Ženske ali dekliške jakne in blazerji (razen pletenih ali kvačkanih) | Women's or girls' jackets and blazers (excluding knitted or crocheted) |
| 14.13.34.700 | Ženske ali dekliške obleke (razen pletenih ali kvačkanih) | Women's or girls' dresses (excluding knitted or crocheted) |
| 14.13.34.800 | Ženska ali dekliška krila, hlačna krila (razen pletenih ali kvačkanih) | Women's or girls' skirts and divided skirts (excluding knitted or crocheted) |
| 14.13.35.420 | Ženske ali dekliške hlače, iz jeansa (razen delovnih) | Women's or girls' trousers and breeches, of denim (excluding for industrial or occupational wear) |
| 14.13.35.480 | Ženske ali dekliške hlače, dokolenske hlače (pumparice), iz bombaža (razen iz rebrastega žameta, delovnih in poklicnih) | Women's or girls' trousers and breeches, of cotton (excluding denim, for industrial or occupational wear) |
| 14.13.35.490 | Ženske ali dekliške hlače, dokolenke hlače (pumparice) iz volne, fine živalske dlake, umetnih ali sintetičnih vlaken (razen pletenih, kvačkanih, delovnih, poklicnih) | Women's or girls' trousers and breeches, of wool or fine animal hair or man-made fibres (excluding knitted or crocheted and for industrial and occupational wear) |
| 14.13.35.510 | Ženske ali dekliške hlače z oprsnikom in naramnicami, iz bombažnih tkanin (razen delovnih) | Women's or girls' bib and brace overalls, of cotton (excluding for industrial or occupational wear) |
| 14.13.35.610 | Ženske ali dekliške kratke hlače, iz bombažnih tkanin | Women's or girls' shorts, of cotton (excluding knitted and crocheted) |
| 14.13.35.630 | Ženske ali dekliške hlače z naprsnikom in naramnicami, iz tekstilnih materialov (razen iz bombaža, pletenih, kvačkanih, delovnih, poklicnih); ženske ali dekliške kratke hlače, iz volne ali fine živalske dlake (razen pletenih ali kvačkanih) | Women's or girls' bib and brace overalls, of textiles (excluding cotton, knitted or crocheted, for industrial or occupational wear) and women's or girls' shorts, of wool or fine animal hair (excluding knitted or crocheted) |
| 14.13.35.650 | Ženske ali dekliške kratke hlače, iz umetnih ali sintetičnih tkanin | Women's or girls' shorts, of man-made fibres |
| 14.13.35.690 | Ženske ali dekliške hlače, hlače z oprsnikom in naramnicami, iz drugih tkanin | Women's or girls' trousers, breeches, bib and brace overalls, of other textiles |

PRILOGA 4: Proizvodi, ki se uvrščajo med barve, lake in podobne premaze
ANNEX 4: Products classified into paints, varnishes and similar coatings, printing ink and mastics

| Šifra NIP08/ NIP08 code | Opis | Description |
|----------------------------|--|--|
| 20.30.11.500 | Premazna sredstva (emajli, laki) na osnovi akrilnih ali vinilnih polimerov, v vodnem mediju | Paints and varnishes, based on acrylic or vinyl polymers dispersed or dissolved in an aqueous medium |
| 20.30.11.700 | Druga premazna sredstva, v vodnem mediju | Other paints, varnishes dispersed or dissolved in an aqueous medium |
| 20.30.12.250 | Premazna sredstva na osnovi poliestrov, v organskem topilu (delež hlapnega organskega topila >= 50% mase) | Paints and varnishes, based on polyesters dispersed/dissolved in a non-aqueous medium, weight of the solvent >50% of the weight of the solution |
| 20.30.12.290 | Druga premazna sredstva na osnovi poliestrov, v nevodnem mediju | Other paints and varnishes, based on polyesters dispersed/dissolved in a non-aqueous medium |
| 20.30.12.300 | Premazna sredstva na osnovi akrilnih ali vinilnih polimerov, v organskem topilu (delež hlapnega organskega topila >= 50% mase) | Paints and varnishes, based on acrylic or vinyl polymers dispersed/dissolved in non-aqueous medium, weight of the solvent >50% of the solutionweight |
| 20.30.12.500 | Druga premazna sredstva na osnovi akrilnih ali vinilnih polimerov | Other paints and varnishes based on acrylic or vinyl polymers |
| 20.30.12.700 | Raztopine za premazna sredstva, d.n. | Paints and varnishes: solutions n.e.c. |
| 20.30.12.900 | Druga premazna sredstva na osnovi sintetičnih polimerov, d.n. | Other paints and varnishes based on synthetic polymers n.e.c. |
| 20.30.21.300 | Pripravljeni pigmenti, sredstva za motnjenje, barve in podobni preparati, ki se uporabljajo za keramiko, emajliranje in v steklarstvu | Prepared pigments, opacifiers, colours and similar preparations for ceramics, enamelling or glass |
| 20.30.21.500 | Steklasti emajli in glazure, lošči in podobni preparati, ki se uporabljajo za keramiko, emajliranje in v steklarstvu | Vitrifiable enamels and glazes, engobes (slips) and similar preparations for ceramics, enamelling or glass |
| 20.30.21.700 | Tekoči keramični laki in podobni preparati, steklena frit in drugo steklo v prahu, zrnih ali luskah | Liquid lustres and similar preparations; glass frit and other glass in powder; granules or flakes |
| 20.30.22.130 | Oljne barve in laki za dodelavo usnja; tudi emajli, laki in vodne barve | Oil paints and varnishes, for finishing leather (including enamels, lacquers and distempers) |
| 20.30.22.150 | Pripravljeni vodni pigmenti in premazna sredstva za dodelavo usnja; tudi emajli, laki in vodne barve | Prepared water pigments for finishing leather; paints and varnishes (including enamels, lacquers and distempers) |
| 20.30.22.200 | Pripravljena sušila | Prepared driers |
| 20.30.22.300 | Tiskarske folije | Stamping foils |
| 20.30.22.400 | Drugi pigmenti (kovinski prah in kosmiči, dispergirani v nevodnih medijih, v tekoči obliki ali v obliki paste, ki se uporablja pri proizvodnji barv), barvila in druga sredstva za barvanje, d.n., pripravljena za prodajo na drobno | Pigments, including metallic powders and flakes, dispersed in non-aqueous media, in liquid or paste form, of a kind used in the manufacture of paints; colorants and other colouring matter, n.e.c. put up for retail sale |
| 20.30.22.530 | Steklarski kiti, kiti za cepljenje dreves, smolni cementi, tesnile mase in drugi kiti | Glaziers' putty, grafting putty, resin cements, caulking compounds and other mastics |
| 20.30.22.550 | Pleskarsko-barvarska polnila | Painters' fillings |
| 20.30.22.600 | Preparati za površinsko obdelavo fasad, notranjih sten, tal, stropov ipd., ki niso ognjevarni | Non-refractory surfacing preparations for façades, indoor walls, floors, ceilings or the like |
| 20.30.22.730 | Sestavljena organska topila in razredčila, pripravljena sredstva za odstranjevanje premazov ali lakov, na osnovi butil acetata | Organic composite solvents and thinners used in conjunction with coatings and inks; based on butyl acetate |
| 20.30.22.790 | Druga sestavljena organska topila in razredčila, pripravljena sredstva za odstranjevanje premazov ali lakov | Organic composite solvents and thinners used in conjunction with coatings and inks |
| 20.30.23.500 | Barve za umetniško slikarstvo, šolo, črkoslikarstvo, niansiranje ipd., v kompletih | Artists', students', or signboard painters' colours, amusement colours and modifying tints in sets of tablets, tubes, jars, bottles or pans |
| 20.30.23.700 | Druge barve za umetniško slikarstvo, šolo, črkoslikarstvo, niansiranje ipd. | Artists', students' or signboard painters' colours, amusement colours and modifying tints in tablets, tubes, jars, bottles or pans |
| 20.30.24.500 | Tiskarska črnila | Black printing inks |
| 20.30.24.700 | Druge tiskarske barve | Other printing inks |

Sestavila / Prepared by: Špela Kastelic

Izdaja, založba in tisk Statistični urad Republike Slovenije, Ljubljana, Vožarski pot 12 - **Uporaba in objava podatkov dovoljena le z navedbo vira** - Odgovarja generalna direktorica mag. Irena Krizman - Urednica zbirke Statistične informacije Marina Urbas - Urednica podzbirke Iris Rošker - Slovensko besedilo jezikovno uredila Ivanka Zobec - Angleško besedilo jezikovno uredil Boris Panič - Naklada 50 izvodov - ISSN zbirke Statistične informacije 1408-192X - ISSN podzbirke Rudarstvo in predelovalne dejavnosti 1408-8908 - Informacije daje Informacijsko središče, tel.: (01) 241 51 04 - El. pošta: info.stat@gov.si - http://www.stat.si.

Edited, published and printed by the Statistical Office of the Republic of Slovenia, Ljubljana, Vožarski pot 12 - **These data can be used provided the source is acknowledged** - Director-General Irena Krizman - Rapid Reports editor Marina Urbas - Subject-matter editor Iris Rošker - Slovene language editor Ivanka Zobec - English language editor Boris Panič - Total print run 50 copies - ISSN of Rapid Reports 1408-192X - ISSN of subcollection Mining and manufacturing 1408-8908 - Information is given by the Information Centre of the Statistical Office of the Republic of Slovenia, tel.: +386 1 241 51 04 - E-mail: info.stat@gov.si - http://www.stat.si.