

22 TRANSPORT IN KOMUNIKACIJE TRANSPORT AND COMMUNICATIONS

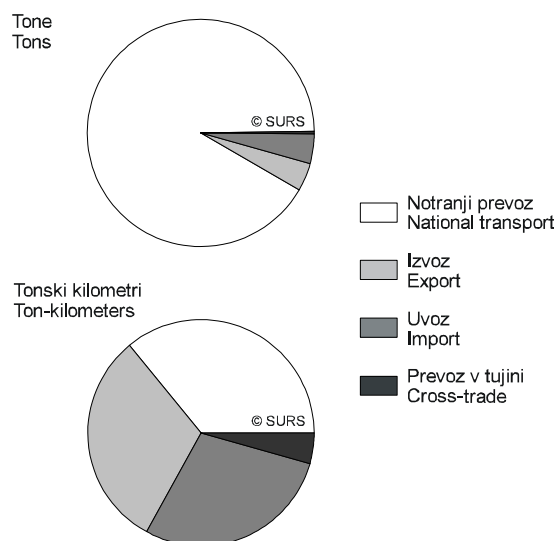
št./No 22

CESTNI BLAGOVNI PREVOZ, SLOVENIJA, 1. – 2. ČETRTLETJE 2003 TRANSPORT OF GOODS BY ROAD, SLOVENIA, 1ST – 2ND QUARTER 2003

- Podatke o cestnem blagovnem prevozu zbiramo z anketo, ki temelji na slučajnem vzorcu. Objavljene ocene pa so preračunane na celotno populacijo registriranih tovornih vozil v Republiki Sloveniji.
- V 2. četrtnetju 2003 je bilo prepeljanih 11 432 tisoč ton blaga in opravljenih 1 018,4 milijona tonskih kilometrov.
- Obseg prevoza, izražen v tonskih kilometrih, se je zmanjšal za 7 % v primerjavi z 2. četrtnetjem 2002, od začetka leta pa je bilo opravljenih kar za 22 % manj tonskih kilometrov kot v enakem obdobju lani, zlasti zaradi prvega četrtnetja.
- V 2. četrtnetju 2003 so pravne in fizične osebe opravile približno enak delež prevoza blaga. 23 % vsega prepeljanega blaga so prepeljale pravne osebe v javnem prevozu in 28 % v prevozu za lastne potrebe. Fizične osebe so v javnem prevozu prepeljale 47 % blaga, za lastne potrebe pa le 2 %.
- Glede na vrsto blaga po klasifikaciji NST/R je bilo največ prepeljanega blaga iz poglavja 6 - Surovi in predelani minerali ter gradbeni materiali. 4 % blaga, prepeljanega v 2. četrtnetju 2003, se po evropski pogodbi ADR klasificira kot nevarno blago.
- Data on road goods transport are obtained with a survey based on a random sample. Estimates published in this report are calculated for the whole population of goods vehicles registered in the Republic of Slovenia.
- In the 2nd quarter of 2003, 11,432,000 tons were carried and 1,018.4 million ton-kilometres were made.
- The amount of ton-kilometres made decreased by 7% in comparison with the 2nd quarter of 2003. From the beginning of the year 22% less ton-kilometres were made in comparison with the same period last year, because of the large reduction in the 1st quarter of 2003.
- In the 2nd quarter of 2003 legal and natural persons carried approximately the same share of goods. Legal persons carried 23% of all goods in transport for hire or reward and 28% in transport on own account. Natural persons carried 47% of goods in transport for hire or reward and only 2% in transport on own account.
- Regarding the type of goods according to the NST/R classification, most goods carried belong to Chapter 6 - Crude and manufactured minerals, building materials. The share of dangerous goods (classified in ADR) carried in the 2nd quarter of 2003 was 4%.

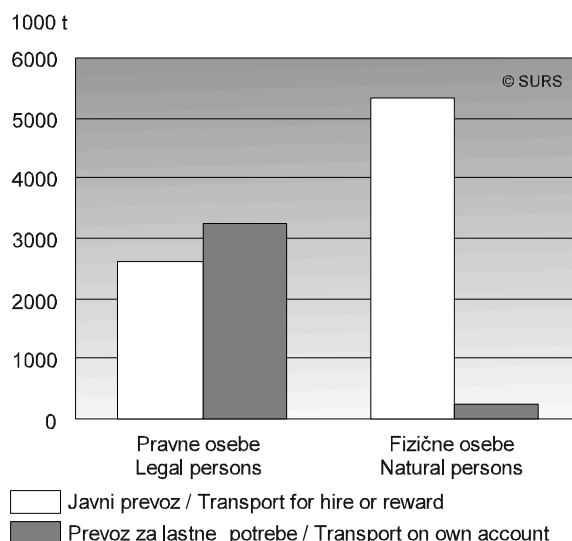
Slika 1: Cestni blagovni prevoz glede na usmeritev blaga, Slovenija, 2. četrtnetje 2003

Chart 1: Road transport of goods by direction, Slovenia, 2nd quarter 2003



Slika 1: Cestni blagovni prevoz glede na vrsto poslovnega subjekta in vrsto prevoza, Slovenija, 2. četrtnetje 2003

Chart 1: Road transport of goods by business subjects and type of transport, Slovenia, 2nd quarter 2003



1. Cestni blagovni prevoz po usmeritvi blaga, Slovenija, 1. četrletje 2003
Road transport of goods by direction of goods, Slovenia, 1st quarter of 2003

	Prepeljano blago Goods carried 1000 t	Opravljene tonski kilometri Tonne kilometers made mio tkm	Indeksi opravljenih tonskih kilometrov Indices of tonne kilometers made		
			1.četrtl. / 1 st -quarter 2003	1.četrtl. / 1 st -quarter 2002	
1. četrletje 2003					1st quarter 2003
SKUPAJ	(9222)	888,2	65,7		TOTAL
Notranji prevoz	(8436)	299,0	78,6		National transport
Izvoz	422	297,1	74,5		Export
Uvoz	(327)	(249,5)	(58,4)		Import
Prevoz v tujini	((38))	((42,5))	.		Cross-trade

2. Cestni blagovni prevoz po usmeritvi blaga, Slovenija, 2. četrletje 2003
Road transport of goods by direction of goods, Slovenia, 2nd quarter of 2003

	Prepeljano blago Goods carried 1000 t	Opravljene tonski kilometri Tonne kilometers made mio tkm	Indeksi opravljenih tonskih kilometrov Indices of tonne kilometers made		
			2.četrtl. / 2 nd quarter 2003	1.-2. četrtl. / 1 st -2 nd quarter 2003	
			2. četrtl. / 2 nd quarter 2002	1.-2. četrtl. / 1 st -2 nd quarter 2001	
2. četrletje 2003					2nd quarter 2003
SKUPAJ	(11432)	1018,4	92,8	77,9	TOTAL
Notranji prevoz	(10467)	364,5	95,2	87,0	National transport
Izvoz	(467)	317,9	96,2	84,4	Export
Uvoz	457	290,1	100	75,2	Import
Prevoz v tujini	((40))	((46,0))	((48,9))	((37,0))	Cross-trade

3. Cestni blagovni prevoz glede na vrsto poslovnega subjekta in na vrsto prevoza, Slovenija, 1. četrletje 2001–2. četrletje 2003
Road transport of goods by type of business subjects and type of transport, Slovenia, 1st quarter of 2001–2nd quarter of 2003

	Skupaj Total			Pravne osebe Legal persons			Fizične osebe Natural persons			
	skupaj total	javni prevoz transport for hire or reward	prevoz za lastne potrebe transport on own account	skupaj total	javni prevoz transport for hire or reward	prevoz za lastne potrebe transport on own account	skupaj total	javni prevoz transport for hire or reward	prevoz za lastne potrebe transport on own account	
	1000 t									
2001										2001
1. četrletje	9621	4921	(4700)	(5857)	(1813)	(4044)	3764	(3108)	((656))	1 st quarter
2. "	(13097)	5669	(7428)	(8717)	(1910)	(6807)	4380	(3759)	((621))	2 nd "
3. "	15852	8241	(7611)	9376	(2441)	(6935)	6476	5800	(676)	3 rd "
4. "	11100	6862	(4238)	(6945)	(3099)	(3846)	4155	3763	((392))	4 th "
2002										2002
1. četrletje	(10370)	(6786)	(3584)	(5446)	(2650)	(2796)	((4924))	((4136))	.	1 st quarter
2. "	11485	(7612)	(3873)	(5966)	(2475)	(3491)	(5519)	(5137)	((382))	2 nd "
3. "	(10861)	5703	((5158))	(7043)	(2239)	((4804))	(3818)	(3464)	((354))	3 rd "
4. "	10970	(6846)	(4124)	(5567)	(1926)	(3641)	(5403)	(4920)	.	4 th "
2003										2003
1. četrletje	(9222)	(5098)	((4125))	(5805)	(1833)	((3972))	((3417))	((3264))	.	1 st quarter
2. "	(11432)	7947	((3484))	(5853)	(2601)	((3253))	(5578)	(5347)	((231))	2 nd "

3. Cestni blagovni prevoz glede na vrsto poslovnega subjekta in na vrsto prevoza, Slovenija, 1. četrletje 2001–2. četrletje 2003 (nadaljevanje)

Road transport of goods by type of business subjects and type of transport, Slovenia, 1st quarter of 2001–2nd quarter of 2003 (continued)

	Skupaj Total			Pravne osebe Legal persons			Fizične osebe Natural persons			
	skupaj total	javni prevoz transport for hire or reward	prevoz za lastne potrebe transport on own account	skupaj total	javni prevoz transport for hire or reward	prevoz za lastne potrebe transport on own account	skupaj total	javni prevoz transport for hire or reward	prevoz za lastne potrebe transport on own account	
mio TKM										
2001										2001
1. četrletje	1584,5	1382,8	(201,7)	878,4	716,6	(161,8)	706,1	666,2		1 st quarter
2. "	1328,1	1102,5	(225,6)	709,3	(533,0)	(176,3)	618,8	569,5		2 nd "
3. "	1459,9	1236,4	223,5	735,4	558,1	(177,3)	724,5	678,3	((46,2))	3 rd "
4. "	1134,7	989,1	(145,6)	626,5	514,1	(112,4)	508,2	475,0		4 th "
2002										2002
1. četrletje	1351,8	1198,6	(153,2)	693,5	561,3	(132,2)	658,3	637,3	((21,0))	1 st quarter
2. "	1097	982,2	(114,8)	545,5	466,7	(78,8)	551,5	515,5		2 nd "
3. "	1055,8	939,5	(116,2)	595,7	504,5	(91,2)	460,1	435,1		3 rd "
4. "	1106,5	974,8	(131,6)	545,7	434,5	(111,3)	560,7	540,4		4 th "
2003										2003
1. četrletje	888,2	746,2	(142,0)	437,8	(306,1)	(131,7)	450,3	440,0		1 st quarter
2. "	1018,4	903,2	(115,2)	495,8	402,7	(93,1)	522,6	500,5		2 nd "

4. Cestni blagovni prevoz po usmeritvi blaga glede na vrsto poslovnega subjekta in na vrsto prevoza, Slovenija, 1.–2. četrletje 2003

Road transport of goods by direction of goods, type of business subjects and type of transport, Slovenia, 1st–2nd quarter of 2003

	Skupaj Total	Javni prevoz Transport for hire or reward	Prevoz za lastne potrebe Transport on own account	Pravne osebe Legal persons	Fizične osebe Natural persons	
1000 t						
1. četrletje 2003						1st quarter 2003
SKUPAJ	888,2	746,2	(142,0)	437,8	450,3	TOTAL
Notranji prevoz	299,0	159,2	(103,8)	(153,8)	(145,1)	National transport
Mednarodni prevoz	589,2	551,0	.	(284,0)	(305,2)	International transport
2. četrletje 2003						2nd quarter 2003
SKUPAJ	1018,4	903,2	(115,2)	495,8	522,6	TOTAL
Notranji prevoz	364,5	270,7	(93,8)	(161,1)	203,4	National transport
Mednarodni prevoz	653,9	632,5	.	(334,7)	(319,2)	International transport

OPOMBE

Zaradi zaokroževanja se seštevki vedno ne ujemajo. Ostali podatki, pridobljeni z raziskavo o cestnem prevozu blaga so dostopni na Statističnem uradu Republike Slovenije.

REMARKS

The figures are rounded, so the sums might not be totally correct. Additional data from the survey on road transport of goods are available at the Statistical Office of the Republic of Slovenia.

STATISTIČNA ZNAMENJA IN OKRAJŠAVE

-	ni pojava
...	ni podatka
*	popravljen podatek
0	podatek je manjši od 0,5 dane merske enote
0,0	podatek je manjši od 0,05 dane merske enote
+	in več
t	tone
mio TKM	milijon tonskih kilometrov

METODOLOŠKA POJASNILA**Namen statističnega raziskovanja**

je četrtno zbrati osnovne podatke o prepeljanem blagu (teža, vrsta, oblika tovora / pakiranja in ali spada med nevarne snovi), podatke o prevoženih kilometrih (polnih in praznih), podatke o stopnji naloženosti na poti in podatke o vrsti prevoza.

Enote opazovanja

so registrirana tovorna motorna vozila z vsaj eno tono nosilnosti v opazovanem tednu. Poročevalske enote pa so poslovni subjekti (*pravne in fizične osebe*), ki imajo v lasti, najemu ali upravljanju registrirana tovorna motorna vozila z vsaj eno tono nosilnosti, in sicer v **javnem prevozu in prevozu za lastne potrebe**.

Viri in načini zbiranja podatkov

Poslovne subjekte, izbrane v vzorec za statistično opazovanje v določenem četrtnem obdobju, predhodno obvestimo z obvestilnim pismom. To vsebuje seznam registrskih števil tovornih motornih vozil s pripadajočimi tedni opazovanja. Potem jim približno 10 dni pred določenim tednom opazovanja pošljemo vprašalnik (**TR-CES-B/T**: Tedensko poročilo o cestnem blagovnem prevozu), navodila, prilogo (Nekateri primeri izpolnjenih vprašalnikov) in okrožnico ter kuverto s plačano poštnino (za vračilo). Vprašalnik mora biti vrnjen v 8 dneh po koncu določenega tedna opazovanja. Tistim, ki tega roka ne upoštevajo, pošljemo I. opomin približno 10. dan, II. opomin pa 23. dan po koncu določenega tedna opazovanja, 30. dne pa sledi še telefonski opomin.

Zajetje

Osnova za izdelavo četrtnega vzorca je Register motornih vozil, ki ga vodi Ministrstvo za notranje zadeve. Za vsako četrtnje se pridobi trenutni okvir, ki predstavlja celotno populacijo registriranih tovornih motornih vozil na področju Slovenije. Dobljene podatke primerjamo in uskladimo s Poslovnim registrom Slovenije in jim dodelimo šifro dejavnosti (SKD).

Vzorec

Vzorčimo glede na tip lastnine (pravne in fizične osebe) in glede na nosilnost (4 razredi za tovorne avtomobile in specialna tovorna vozila ter ločeno vlačilci - skupaj 5 razredov). Alokacija glede na tip lastnine je proporcionalna številu vozil v stratumih s popravkom za različno stopnjo neodgovora pri fizičnih in pravnih osebah. Alokacija glede na nosilnost je enaka (v vsaki skupini izberemo enako število vozil v vzorcu). Izbranih je 190 vozil na teden, torej 2 470 vozil na četrtnje, od tega v lasti pravnih oseb 1 090 (44 %) in v lasti fizičnih oseb 1 380 (56 %).

STATISTICAL SIGNS AND ABBREVIATIONS

-	no occurrence of event
...	data not available
*	corrected data
0	value not zero but less than 0,5 of the unit employed
0,0	value not zero but less than 0,05 of the unit employed
+	and more
t	tone
mio TKM	million ton-kilometres

METHODOLOGICAL EXPLANATIONS**The purpose of the statistical survey**

Is to obtain every quarter basic data on goods carried (weight, type, type of cargo / packing and whether goods are dangerous), kilometres travelled (loaded and empty), degree of loading and type of transport.

Observation units

are registered goods motor vehicles with at least one tonne of load capacity in the reference week. Reporting units are business subjects (*legal and natural persons*) owning, leasing or managing registered goods motor vehicles with at least one tonne of load capacity **both in transport for hire or reward and in transport on own account**.

Sources and method of data collection

Business subjects selected in a certain quarter are sent an invitation letter in which a list of licence plate numbers of goods motor vehicles with reference weeks are stated. Ten days before the reference week business subjects are sent a questionnaire (**TR-CES-B/T**: Weekly report on road goods transport) together with guidelines, annex (examples of answered questionnaires), the circular letter and the pre-paid envelope in which they have to return the questionnaire. The questionnaire has to be returned within 8 days after the end of the reference week. If they are not returned, we send the first reminder on the 10th day and the second reminder on the 23rd day after the reference week. On the 30th day we remind the reporting units by phone.

Coverage

The basis for preparing the quarterly sample is the Register of Motor Vehicles, kept by the Ministry of the Interior. For every quarter current coverage, which represent the whole population of registered goods motor vehicles in Slovenia, is used. The collected data are linked to Business Register of Slovenia data and assigned a code of activity (according to the national Standard Classification of Activities).

Sample

Sampling is preformed regarding the type of ownership (legal or natural persons) and load capacity (four classes for goods vehicles and specialised goods vehicles, and separately for road tractors – i.e. 5 classes in total). The allocation regarding the type of ownership is proportional to the number of vehicles in strata with corrections for different levels of non-response between legal and natural persons. The allocation regarding the load capacity of vehicles is equal (in each group we select the same number of vehicles). 190 vehicles are chosen per week, that is 2,470 per quarter, thereof 1,090 owned by legal entities (44%) and 1,380 owned by natural persons (56%).

Okvir in vzorec po nosilnosti tovornih motornih vozil glede na poslovni subjekt, Slovenija, 1. in 2. četrletje 2003

Sample frame and the sample by load capacity of goods motor vehicles by business subjects, Slovenia 1st and 2nd quarter of 2003

	Okvir Sample frame		
	skupaj total	pravne osebe legal persons	fizične osebe natural persons
	1. četrletje 2003 / 1 st quarter of 2003		
SKUPAJ / TOTAL	35591	18674	16917
1,00 - 1,49 t	8981	5017	3964
1,50 - 4,99 t	11950	6684	5266
5,00 - 9,99 t	4952	2259	2693
10,00 t +	5256	2535	2721
vlačilci / road tractors	4452	2179	2273
2. četrletje 2003 / 2 nd quarter of 2003			
SKUPAJ / TOTAL	35457	18715	16742
1,00 - 1,49 t	9028	5058	3970
1,50 - 4,99 t	11847	6639	5208
5,00 - 9,99 t	4867	2241	2626
nad 10,00 t	5193	2528	2665
vlačilci / road tractors	4522	2249	2273
	Vzorec Sample		
	skupaj total	pravne osebe legal persons	fizične osebe natural persons
	1.- 2. četrletje 2003 / 1 st - 2 nd quarter of 2003		
SKUPAJ / TOTAL	2 470	1 090	1 380
1,00 - 1,49 t	494	218	276
1,50 - 4,99 t	494	218	276
5,00 - 9,99 t	494	218	276
10,00 t +	494	218	276
vlačilci / road tractors	494	218	276

Stopnje (ne)odgovorov

Glede na statusne kode (od 1 do 13) je bilo od 2 470 vprašalnikov v 1. četrletju 2003 uspešnih (od 1 do 3) 71 %, neuspešnih (od 4 do 13) pa 29 %. V 2. četrletju 2003 je bilo uspešnih 66 %, neuspešnih pa 34 %.

V 1. četrletju 2003 je bilo vseh uspešnih vprašalnikov 1 744, in sicer je bilo prispelih v roku (statusna koda 1) 993 (40 %), po I. opominu (statusna koda 2) 524 (21 %), po II. opominu (statusna koda 3) pa 227 (9 %). Neuspešnih vprašalnikov je bilo 726 (29 %), in sicer iz naslednjih razlogov:

4	poročevalska enota odklonila sodelovanje reporting unit refused to co-operate	19 %
5	naslovnik neznan (pošta je vrnila pisma) addressee unknown (letters returned)	1 %
6	druge napake v registru other errors in the register	0 %
7	vozilo prodano vehicle sold	3 %
8	vozilo oddano v trajni najem vehicle permanently leased	1 %
9	vozilo oddano v uporabo (podnajem) vehicle leased for use (sublease)	0 %
10	vozilo začasno vzeto iz prometa vehicle temporarily removed from operation	3 %
11	vozilo dokončno vzeto iz prometa vehicle permanently removed from operation	2 %

(Non)response rates

As regards the status codes (1–13), of the 2,470 questionnaires 71% were successful in the 1st quarter of 2003 (codes 1–3) and 29% were unsuccessful (codes 4–13). In the 2nd quarter of 2003, 66% of questionnaires were successful and 34% unsuccessful.

In the 1st quarter of 2003, 1,744 questionnaires were successful: 993 (40%) came back within the deadline (code 1), 524 (21%) came back after the first reminder (code 2) and 227 (9%) after the second reminder (code 3). There were 726 (29%) unsuccessful questionnaires, i.e.:

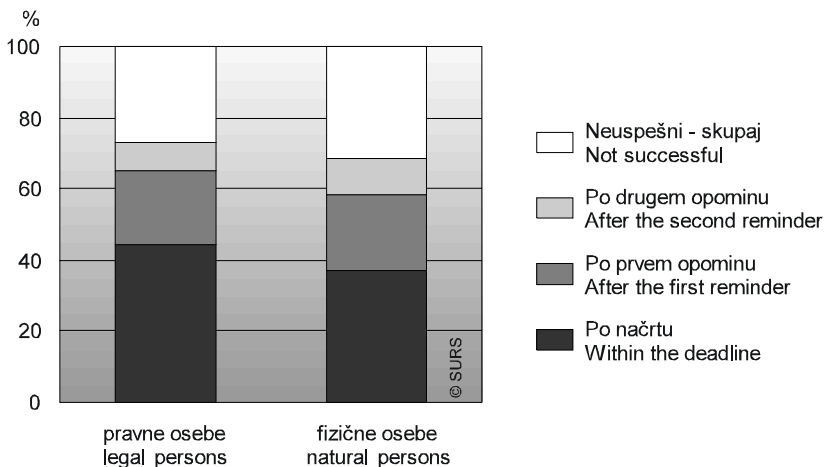
V 2. četrtletju 2003 je bilo vseh uspešnih vprašalnikov 1 631, in sicer je bilo prispelih v roku (statusna koda 1) 884 (36 %), po I. opominu (statusna koda 2) 447 (19 %), po II. opominu (statusna koda 3) pa 270 (11 %). Neuspešnih vprašalnikov je bilo 839 (34 %), in to iz naslednjih razlogov:

4	poročevalska enota odklonila sodelovanje reporting unit refused to co-operate	22 %
5	naslovnik neznan (pošta je vrnila pisma) addressee unknown (letters returned)	1 %
6	druge napake v registru other errors in the register	0 %
7	vozilo prodano vehicle sold	4 %
8	vozilo oddano v trajni najem vehicle permanently leased	1 %
9	vozilo oddano v uporabo (podnajem) vehicle leased for use (sublease)	0 %
10	vozilo začasno vzeto iz prometa vehicle temporarily removed from operation	2 %
11	vozilo dokončno vzeto iz prometa vehicle permanently removed from operation	2 %

In the 2nd quarter of 2003, 1,631 questionnaires were successful: 884 (36%) came back within the deadline (code 1), 477 (19%) came back after the first reminder (code 2) and 270 (11%) after the second reminder (code 3). There were 839 (34%) unsuccessful questionnaires, i.e.:

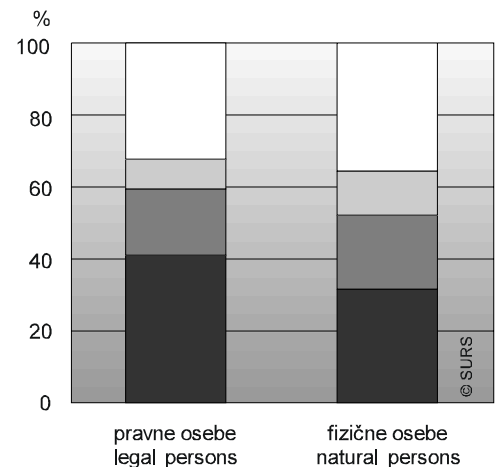
Slika 3: Uspešnost raziskovanja v cestnem blagovnem prevozu, 1. četrtletje 2003

Chart 3: Success in the survey on road transport of goods, 1st quarter 2003



Slika 4: Uspešnost raziskovanja v cestnem blagovnem prevozu, 2. četrtletje 2003

Chart 4: Success in the survey on road transport of goods, 2nd quarter 2003



Uteževanje

Dobljeni podatki so s pomočjo uteži razširjeni na celotno populacijo tovornih motornih vozil v Sloveniji. Uteževanje poteka po stratutih: tip lastnine oziroma vrsta poslovnega subjekta (pravna, fizična oseba) in nosilnost tovornih motornih vozil (4 razredi glede na nosilnost in vlačilci – skupaj 5 razredov).

Weighting

With the help of weights, the collected data were grossed up to the total population of goods motor vehicles in Slovenia. Weighting is done by strata: type of ownership or type of business subject (legal or natural person) and load capacity or motor vehicles (four classes as regards load capacity and separately for road tractors – i.e. five classes in total).

Kriteriji natančnosti

- ocene s koeficientom variacije, manjšim od 0,10 ($CV < 0,10$), so objavljene brez omejitev;
- ocene s koeficientom variacije od 0,10 do 0,20 ($0,10 < CV < 0,20$), so objavljene v enojnih oklepajih;
- ocene s koeficientom variacije od 0,20 do 0,30 ($0,20 < CV < 0,30$), so objavljene v dvojnih oklepajih;
- ocene s koeficientom variacije, večjim od 0,30 ($CV > 0,30$), niso objavljene, nadomeščene so s piko.

Uporabnik ocen (podatkov) iz ankete naj bi pri uporabi podatkov

Definitions and other explanations

- estimates with the coefficient of variation under 0.10 ($CV < 0.10$) are published without limitations;
- estimates with the coefficient of variation between 0.10 and 0.20 ($0.10 < CV < 0.20$) are published in single parentheses;
- estimates with the coefficient of variation between 0.20 and 0.30 ($0.20 < CV < 0.30$) are published in double parentheses;
- estimates with the coefficient of variation over 0.30 ($CV > 0.30$) are not published, but each one is substituted by a dot.

The user of survey estimates (data) should take into account that

upošteval, da so ocene, objavljene brez omejitev, dovolj zanesljive, tiste v oklepajih pa manj.

estimates published without limitations are sufficiently reliable, while those in parentheses are less reliable.

Definicije in druga pojasnila

Tovorno cestno motorno vozilo

je vsako posamezno cestno motorno vozilo, ki je namenjeno za prevoz blaga (tovornjak), ali kombinacije cestnih vozil, oblikovanih za prevoz blaga (npr. tovornjak s priklopnikom oz. priklopniki ali cestni vlačilec s pol priklopnikom in s priklopnikom ali brez njiju).

Cestno vlečno vozilo (vlačilec)

je cestno motorno vozilo, ki je namenjeno izključno ali pretežno za vleko drugih cestnih vozil, ki nimajo svoje lastne pogonske sile (večinoma pol priklopnikov).

Nosilnost

je največja dovoljena teža blaga, ki jo določi pristojni organ države pri registraciji vozila.

Starost cestnega vozila

je časovno obdobje od prve registracije cestnega vozila ne glede na državo, v kateri je bilo vozilo registrirano.

Javni prevoz

je prevoz blaga v komercialne namene, za katerega se relacija, cena prevoza in drugi prevozniki pogoji določijo s pogodbo med prevoznikom in naročnikom prevoza.

Prevoz za lastne potrebe

je prevoz, ki ga fizična ali pravna oseba opravlja za zadovoljevanje potreb pri izvajanju svoje dejavnosti oziroma nalog s svojega delovnega področja.

Glede na **usmeritev blaga** delimo prevoz blaga na: notranji promet, izvoz, uvoz in prevoz v tujini.

Notranji promet

je prevoz blaga med dvema krajema (krajem nalaganja in krajem razlaganja), ki se nahajata v isti državi (Sloveniji). Lahko vključuje tudi tranzit skozi drugo državo.

Izvoz

je prevoz blaga med dvema krajema, pri katerem je kraj nalaganja v državi, ki poroča (Slovenija), kraj razlaganja pa v drugi državi.

Uvoz

je prevoz blaga med dvema krajema, pri katerem je kraj nalaganja v drugi državi, kraj razlaganja pa v državi, ki poroča (Slovenija).

Prevoz v tujini (cross – trade)

je prevoz blaga med dvema krajema, pri katerem sta tako kraj nalaganja, kot kraj razlaganja v drugi državi oziroma državah.

Vrste blaga,

ki se prevaža po cesti, določa nomenklatura NST/R.

NST/R (Standardna nomenklatura blaga za statistiko transporta / prenovljena – EUROSTAT)

NST/R ima obliko seznama s 176 nazivi za blago, združenimi v 52 skupin in v 10 poglavij; blago je razvrščeno, kolikor je mogoče, na podlagi njegove narave, stopnje obdelave, metod prevoza in skupne prevožene teže. Z direktivo EU za cestni promet (Council Directive 78/546) pa je bila predstavljena NST/R - 24 (24 skupin), ki jo uporabljamo tudi pri nas.

Definitions and other explanations

Goods road motor vehicle

Any single road motor vehicle designed to carry goods (lorry), or any coupled combination of road vehicles designed to carry goods, (i.e. lorry with trailer(s), or road tractor with semi-trailer and with or without trailer).

Road tractor

Road motor vehicle designed, exclusively or primarily, to haul other road vehicles which are not power-driven (mainly semi-trailers).

Load capacity

Maximum weight of goods declared permissible by the competent authority of the country of registration of the vehicle.

Age of road vehicle

Length of time after the first registration of the road vehicle, irrespective of the registering country.

Transport for hire or reward

Transport of goods for commercial purpose, where the distance, the price and the other terms of transport are defined by contract between haulier and consumer of transport services.

Transport on own account

Transport that a natural or legal person performs for its needs in carrying out its activity or tasks from its field of work.

Transport of goods by road is divided in respect of direction goods on national transport, export, import and cross-trade.

National transport

Road transport of goods between two places (a place of loading and a place of unloading) located in the same country (Slovenia). It may involve transit through a second country.

Export

Transport of goods between two places, where the place of loading is in Slovenia and the place of unloading is in a foreign country.

Import

Transport of goods between two places, where the place of loading is in a foreign country and the place of unloading is in Slovenia.

Cross-trade road transport

Transport of goods between to places, where the place of loading and unloading are in the foreign country(s).

Types of goods carried by road

Are defined by the NST/R nomenclature.

NST/R nomenclature (Standard Goods Nomenclature for Transport Statistics / revised – EUROSTAT)

The NST/R nomenclature is a list with 176 types of goods, combined into 52 groups and 10 chapters; goods are classified, as far as possible, on the basis of their nature, level of processing, transport mode and total weight carried. The EU directive on road transport (Council Directive 78/546) introduced the NST/R – 24 nomenclature (24 groups), which is being used in Slovenia.

Nevarno blago

Vrste nevarnega blaga, ki se prevažata po cesti, so določene z Evropskim sporazumom o mednarodnih prevozih nevarnega blaga po cesti (ADR).

ADR (Evropska pogodba o mednarodnem prevozu nevarnih snovi)

Med nevarne snovi spadajo: eksplozivne snovi in eksplozivni predmeti, plini, vnetljive tekočine, vnetljive trdne snovi, samovnetljive snovi, snovi, ki pri stiku z vodo tvorijo vnetljive pline, oksidirajoče snovi, organski peroksidi, strupi, kužne snovi, radioaktivne snovi in jedke snovi.

KOMENTAR :

Obseg prevoza, izražen v tonskih kilometrih, se je v 1. četrtnem 2003 zmanjšal kar za 34 % v primerjavi s 1. četrtnem 2002, medtem ko se je količina prepeljanega blaga v tonah zmanjšala za 11 %. Razlog za tak padec je skoraj prepolovitev mednarodnega prevoza glede na enako obdobje lani, zaradi česar je padec tonskih kilometrov izrazitejši, saj se prevozi v mednarodnem transportu opravljajo na daljših razdaljah. V notranjem prevozu je bil zaznan 6-odstotni padec v količini prepeljanega blaga in 22-odstotni padec v številu opravljenih tonskih kilometrov. Skupna količina prepeljanega blaga v 2. četrtnem 2003 se v primerjavi z enakim obdobjem lani ni bistveno razlikovala, število opravljenih tonskih kilometrov pa se je zmanjšalo za 7 %. V obeh primerih se je močno zmanjšal prevoz po tujini (blago za tretjino, tonski kilometri za polovico).

V opazovanem obdobju so največji delež prevoženih ton prepeljala vozila, registrirana v Sloveniji, v notranjem prevozu, in sicer v 1. četrtnem 2003 91 % in v 2. četrtnem 2003 92 %. V izvozu so prepeljala 5 % (1. čl.) oziroma 4 % (2. čl.) celotne količine prepeljanega blaga, v uvozu pa 4 % v obeh obdobjih. Količina prevoženega blaga v tujini je predstavljala manj kot odstotek celotnega prevoza.

V 1. četrtnem 2003 je znašal delež blaga, prepeljanega v mednarodnem prevozu, 9 %. V javnem prevozu je bil ta delež 14 %, v prevozu za lastne potrebe pa 2 %. Delež mednarodnega prevoza pri pravnih osebah je znašal 6 %, pri fizičnih osebah pa 13 %. V 2. četrtnem 2003 so znašali ti deleži 8 % pri skupnem prevozu, 16 % pri javnem prevozu, 2 % pri prevozu za lastne potrebe, 8 % pri prevozu, ki so ga opravile pravne osebe, in 9 % pri prevozu, ki so ga opravile fizične osebe.

Delež tonskih kilometrov v notranjem prevozu je znašal 34 % v 1. četrtnem in 36 % v 2. četrtnem. Izvoz in uvoz sta predstavljala 33 in 28 % v 1. četrtnem ter 31 in 28 % v 2. četrtnem. Delež tonskih kilometrov, opravljenih v prevozu po tujini, je znašal 5 % tako v 1. kot v 2. četrtnem 2003.

V 1. četrtnem 2003 je bilo v notranjem prevozu 80 % blaga prepeljanega na razdaljah od 0 do 49 km, 13 % na razdaljah od 50 do 149 km in 7 % na razdaljah, daljših od 150 km. V 2. četrtnem 2003 je bilo v notranjem prevozu 79 % blaga prepeljanega na razdaljah od 0 do 49 km, 16 % na razdaljah od 50 do 149 km in 6 % na razdaljah, daljših od 150 km.

Hazardous goods

The categories of hazardous goods carried by road are those defined by the European Agreement Concerning the International Carriage of Dangerous Goods by Road (ADR).

ADR (the European Agreement Concerning the International Carriage of Dangerous Goods by Road)

Hazardous goods are: explosives, gases, flammable liquids, flammable solids, substances liable to spontaneous combustion, substances which, in contact with water, emit flammable gases, oxidising substances, organic peroxides, toxic substances, substances liable to cause infections, radioactive material and corrosives.

COMMENT:

The extent of transport expressed in ton-kilometres decreased in the 1st quarter of 2003 in comparison with the 1st quarter of 2002 by 34%, while quantity of tones carried decreased by 11%. The reason for such a large fall in the total figure is in international transport, which in the 1st quarter of 2003 amounted only to a half of transport performed in the 1st quarter of 2002. The decline of the ton-kilometres was bigger because of the large distances in international transport. In national transport the amount of tons carried decreased by 6% and the number of ton-kilometres made by 22%. The total quantity of goods carried in the 2nd quarter of 2003 did not change considerably compared with the same period last year, while the number of ton-kilometres decreased by 7%. In both cases the cross-trade decreased largely (tons by one third and ton-kilometres by a half).

In the reporting periods the highest share of tons carried by vehicles registered in Slovenia was performed in national transport, namely 91% in the 1st quarter of 2003 and 92% in the 2nd quarter of 2003. In export, 5% was carried in the 1st quarter and 4% in the 2nd quarter, while in import 4% was carried in both periods. The quantity of goods carried in cross-trade was less than 1% in both periods.

In the 1st quarter of 2003 international transport represented 9% of total transport. In transport for hire or reward 14% of goods was carried in international transport and in transport for own account only 2%. Legal persons carried 6% of all goods in international transport, while natural persons carried 13%. In the 2nd quarter of 2003 international transport represented 8% of total transport, 16% of transport for hire or reward, 2% of transport for own account, 8% of transport by legal persons and 9% of transport by natural persons.

The share of ton-kilometres in national transport in the 1st quarter of 2003 was 34% and in the 2nd quarter of 2003 36%. In the 1st quarter 33% of all ton-kilometres were made in export and 28% in import, in the 2nd quarter 31% was made in export and 28% in import. 5% of ton-kilometres were made in cross-trade in both quarters.

In the 1st quarter of 2003 in national transport 80% of goods was carried at distances between 0 and 49 km, 13% at distances between 50 and 149 km and 7% at distances longer than 150 km. In the 2nd quarter of 2003 in national transport 79% of goods was carried at distances between 0 and 49 km, 16% at distances between 50 and 149 km and 6% at distances longer than 150 km.

57 % blaga, ki so ga prepeljala cestna motorna tovorna vozila, registrirana v Sloveniji v 2. četrtletju 2003, se po klasifikaciji NST/R razvrščajo v poglavje 6 – *Surovi in predelani minerali, gradbeni materiali*, kamor spadajo pesek, gramoz, glina, žlindra, sol, železovi piriti, žveplo, druge kamnine in rudnine, mavec, cement, apno in drugi industrijski gradbeni materiali. V poglavje 9 – *Stroji, transportna oprema, industrijski izdelki in mešani izdelki* spada 22 % blaga, prepeljanega v istem obdobju. Delež nevarnega blaga, ki so ga prepeljala vozila, registrirana v Sloveniji, znaša 4 % v 1. četrtletju in 5 % v 2. četrtletju 2003. Glede na klasifikacijo ADR je izmed nevarnih snovi največji delež vnetljivih tekočin.

Glede na obliko tovora je bil največji delež prepeljanega blaga v 2. četrtletju 2003 v obliki trdnega razsutega tovora (70 %), sledilo mu je blago v obliki tovora na paletah (10 %), tekoči razsuti tovor (9 %) in ostale oblike.

Objavljanje podatkov

Mesečno:

Statistične informacije, Transport in komunikacije
Nekateri pomembnejši podatki Republike Slovenije
Mesečni statistični pregled

Letno:

Statistični letopis
Rezultati raziskovanj. Letni pregled transporta in komunikacij

57% of goods, carried by road motor goods vehicles, registered in Slovenia in the 2nd quarter of 2003 are classified according the NST/R in Chapter 6 - *Crude and manufactured minerals, building materials*. Here are listed sand, gravel, clay, scoria, salt, iron pyrites, sulphur, other stoneware and ore, plaster, cement, lime and other industrial construction materials. 22% of goods carried are classified in Chapter 9 - *Machinery, transport equipment, manufactured articles and miscellaneous articles*. The share of dangerous goods, carried by motor goods vehicles, registered in Slovenia is 4% in the 1st quarter of 2003 and 5% in the 2nd quarter of 2003. Among the dangerous goods, most goods carried belong to ADR code Flammable liquids.

Regarding the type of cargo, the highest share of tones carried in the 2nd quarter of 2003 was in the form of Solid bulk cargo (70%), followed by Palletised goods (10%), Liquid bulk cargo (9%) and others.

Publishing

Monthly:

Rapid Reports. Transport and Communication
Some Important Data on the Republic of Slovenia
Monthly Statistical Review

Yearly:

Statistical Yearbook
Results of Surveys. Annual Review of Transport and Communication

Sestavil / Prepared by: Vojin Šegan

Izdaja, založba in tisk Statistični urad Republike Slovenije, Ljubljana, Vožarski pot 12 - **Uporaba in objava podatkov dovoljena le z navedbo vira** - Odgovarja generalna direktorica mag. Irena Križman - Urednica zbirke Statistične informacije Avgušтина Kuhar de Domizio - Slovensko besedilo jezikovno uredila Ivanka Zobec - Angleško besedilo jezikovno uredil Boris Panič - Tehnični urednik Anton Rojc - Naklada 130 izvodov - ISSN zbirke Statistične informacije 1408-192X - ISSN podzbirke Transport in komunikacije 1580-8416 - Informacije daje Informacijsko središče, tel.: (01) 241 51 04 - El. pošta: info.stat@gov.si - <http://www.stat.si>.

Edited, published and printed by the Statistical Office of the Republic of Slovenia, Ljubljana, Vožarski pot 12 - **These data can be used provided the source is acknowledged** - Director-General Irena Križman - Rapid Reports editor Avgušтина Kuhar de Domizio - Slovene language editor Ivanka Zobec - English language editor Boris Panič - Technical editor Anton Rojc - Total print run 130 copies - ISSN of collection Rapid reports 1408-192X - ISSN of subcollection Transport and communications 1580-8416 - Information is given by the Information Centre of the Statistical Office of the Republic of Slovenia, tel.: +386 1 241 51 04 - E-mail: indok.info.stat@gov.si - <http://www.stat.si>.