



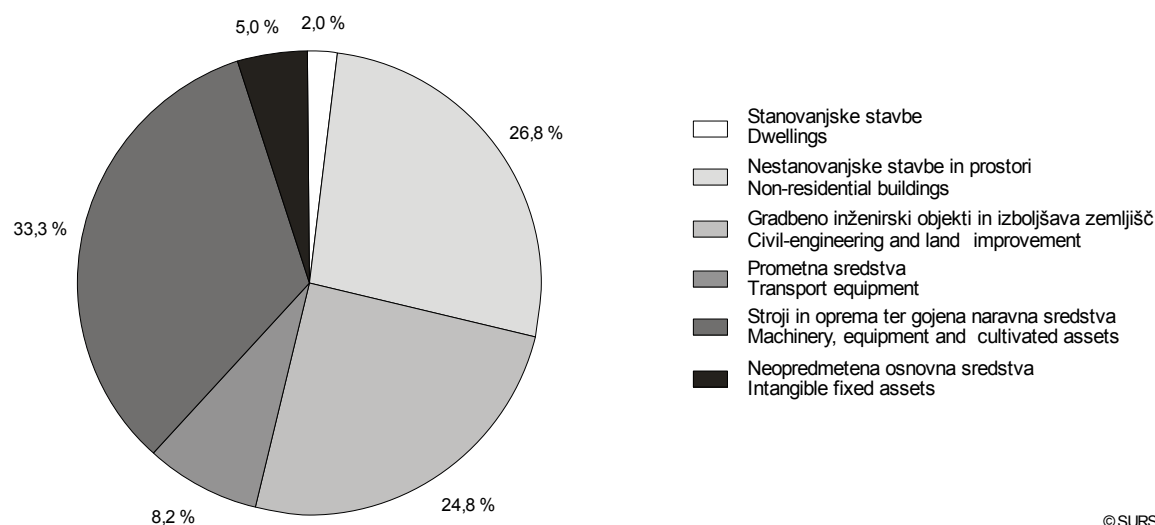
BRUTO INVESTICIJE V OSNOVNA SREDSTVA, SLOVENIJA, 2009 – končni podatki

GROSS INVESTMENT, SLOVENIA, 2009 – final data

- ▶ Podjetja, družbe in organizacije so v letu 2009 ustvarili za 5.430,2 milijona EUR bruto investicij v nova in rabljena osnovna sredstva.
- ▶ Največji delež vseh bruto investicij so obsegale investicije v nove in rabljene gradbene objekte, in sicer več kot 53 %.
- ▶ Največji delež vrednosti vseh bruto investicij v nova in rabljena osnovna sredstva so ustvarile dejavnosti, ki so po SKD 2008 uvrščene v področja O, C, H, G, D in K (skoraj 74 %).
- ▶ Med občinami je največji delež vrednosti vseh bruto investicij v nova osnovna sredstva bilo ustvarjenih v občini Ljubljana (več kot 35 %).
- ▶ Več kot polovico vrednosti vseh bruto investicij v Sloveniji, ustvarjenih v letu 2009, so ustvarile občine Ljubljana, Maribor, Koper, Novo mesto, Kranj in Celje.
- ▶ Vrednost vlaganj na prebivalca je bila največja v osrednjeslovenski statistični regiji (3.977 EUR), sledili sta ji obalno-kraška statistična regija (3.739 EUR) in statistična regija jugovzhodna Slovenija (2.313 EUR).
- ▶ In 2009, enterprises, companies and organisations paid EUR 5,430.2 million for gross investment (new and existing assets).
- ▶ The largest share of total gross investment was paid for new and existing buildings and structures, i.e. 53%.
- ▶ The largest share of gross investment in new and existing assets (nearly 74%) was created by sections O, C, H, G, D and K of the Standard Classification of Activities (SKD 2008).
- ▶ As regards municipalities, the largest share of gross investment in new assets was created in Ljubljana (more than 35%).
- ▶ In 2009 more than a half of total gross investment in Slovenia was created in municipalities Ljubljana, Maribor, Koper, Novo mesto, Kranj and Celje.
- ▶ The largest per capita investment by statistical regions was observed in the Osrednjeslovenska statistical region (EUR 3,977), followed by Obalno-Kraška (EUR 3,739) and Jugovzhodna Slovenija (EUR 2,313).

Grafikon 1: Struktura bruto investicij v nova in rabljena osnovna sredstva, Slovenija, 2009

Chart 1: Structure of gross investment in new and existing assets, Slovenia, 2009



© SURS

Podjetja, družbe in organizacije z najmanj 20 zaposlenimi so v letu 2009 ustvarili za 5.430,2 milijona EUR bruto investicij v nova in rabljena osnovna sredstva, leto pred tem pa za 6.731,4 milijona EUR. Nominalna vrednost bruto investicij v letu 2009 je bila glede na leto 2008 za več kot 19 % nižja. To pomeni realno znižanje, saj je bila povprečna stopnja inflacije v letu 2009 0,9-odstotna.

Viri za financiranje bruto investicij

Podjetja, družbe in organizacije so sredstva za svoje bruto investicije v letu 2009 črpali v glavnem iz lastnih virov in iz združenih sredstev, in sicer so iz tega vira pridobili 46,7 % sredstev; iz finančnih kreditov in lizinga so pridobili 26,2 % sredstev; viri iz namenskih skladov (predvsem iz proračuna države in občin) ter osnovna sredstva, pridobljena brez denarnih nadomestil (brezplačno), pa so predstavljali 27,1 % vseh sredstev za investicije v nova in rabljena osnovna sredstva. Struktura virov financiranja se je v letu 2009 v primerjavi z letoma 2007 in 2008 spremenila: lastni viri in viri iz finančnih kreditov in lizinga so se zmanjšali; financiranje iz namenskih skladov pa se je povečalo (grafikon 2).

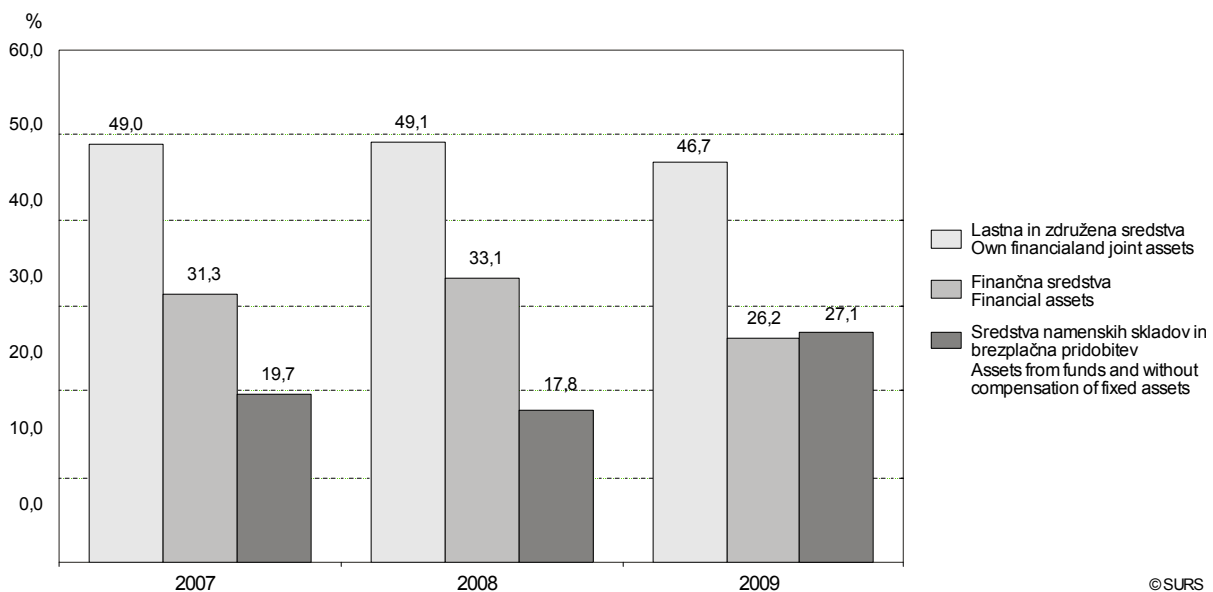
In 2009, enterprises, companies and organisations employing 20 or more employees created EUR 5,430.2 million gross investment (new and existing assets); in 2008 EUR 6,731.4 million was created. The nominal decrease compared to 2008 was more than 19.0%, which means that there was a real decrease since the average annual inflation rate in 2009 was 0.9%

Sources of financing of gross investment

In 2009 the enterprises financed their gross investment mostly by own financial assets and joint assets (46.7%), followed by financial credits and leasing (26.2%). Obtaining assets of funds - mostly from the state and municipalities budgets - and fixed assets without monetary compensation represented 27.1% of gross investment in new and existing fixed assets. Compared to 2008 and 2007 the structure of financing changed in 2009; own financial assets and the financial assets decreased. The financing from own funds increased as well (Chart 2).

Grafikon 2: Struktura virov financiranja bruto investicij v nova in rabljena osnovna sredstva, Slovenija

Chart 2: Structure of financing of gross investment in new and existing fixed assets, Slovenia



Vir: SURS
Source: SORS

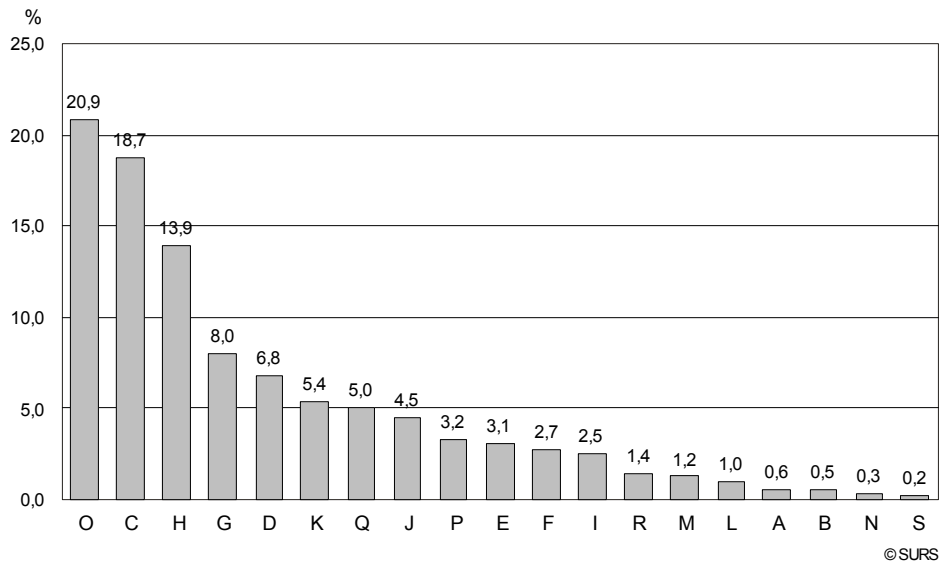
BRUTO INVESTICIJE PO DEJAVNOSTI

Prikaz strukture bruto investicij v nova in rabljena osnovna sredstva v letu 2009 kaže, da je bila vrednost vlaganj največja v industriji (področja dejavnosti B, C, D in E), in sicer je dosegla 29-odstotni delež vrednosti vseh investicij v nova in rabljena osnovna sredstva (grafikon 3).

GROSS INVESTMENT BY ACTIVITY

The largest investment was created by industry (sections B, C, D and E) with 29% of total investment in 2009, which is shown in the structure of gross investment (Chart 3).

Grafikon 3: Struktura bruto investicij v nova in rabljena osnovna sredstva po dejavnosti investitorja (SKD 2008), Slovenija, 2009
Chart 3: Structure of gross investment in new and existing assets by activity of investor (SKD 2008), Slovenia, 2009



Področja dejavnosti SKD 2008 / SKD 2008, sections of activity:

- A Kmetijstvo, lov, gozdarstvo in ribištvo / Mining and quarrying
- B Rudarstvo / Mining and quarrying
- C Predelovalne dejavnosti / Manufacturing
- D Oskrba z električno energijo, plinom in paro / Electricity, gas, steam and air conditioning supply
- E Oskrba z vodo; ravnanje z odpadki; saniranje okolja / Water supply, sewerage management and remediation activities
- F Gradbeništvo / Construction
- G Trgovina; popravila mot. vozil / Wholesale and retail trade; repair of motor vehicles
- H Promet in skladiščenje / Transport and storage
- I Gostinstvo / Accommodation and food service activities
- J Informacijske in komunikacijske dejavnosti / Information and communication
- K Finančne in zavarovalniške dejavnosti / Financial and insurance activities
- L Poslovanje z nepremičninami / Real estate activities
- M Strokovne, znanstvene in tehnične dejavnosti / Professional, scientific and technical activities
- N Druge raznovrstne dejavnosti / Administrative and support service activities
- O Dejavnost javne uprave in obramba; dejavnost socialne varnosti / Public admin. and defence; compulsory social security
- P Izobraževanje / Education
- Q Zdravstvo in socialno varstvo / Human health and social work activities
- R Kulturne, razvedrilne in rekreacijske dejavnosti / Arts, entertainment and recreation
- S Druge dejavnosti / Other service activities

Vir: SURS
Source: SORS

V letu 2009 so največji delež vrednosti vseh bruto investicij v nova in rabljena osnovna sredstva ustvarile dejavnost javne uprave in obrambe; dejavnost socialne varnosti (področje O), in sicer 20,9 % vrednosti, leto prej pa 13,1 %. Sledile so jim naslednje dejavnosti: predelovalne dejavnosti (področje C) z 18,7 %, promet in skladiščenja (področje H) z 13,9 % in trgovina; popravila motornih vozil (področje G) z 8,0 %. V letu 2008 so predelovalne dejavnosti ustvarile 21,4 % vrednosti vseh bruto investicij, promet in skladiščenje (področje H) 18,0 %, trgovina; popravila motornih vozil (področje G) pa 9,1 % vrednosti vseh investicij (grafikon 3).

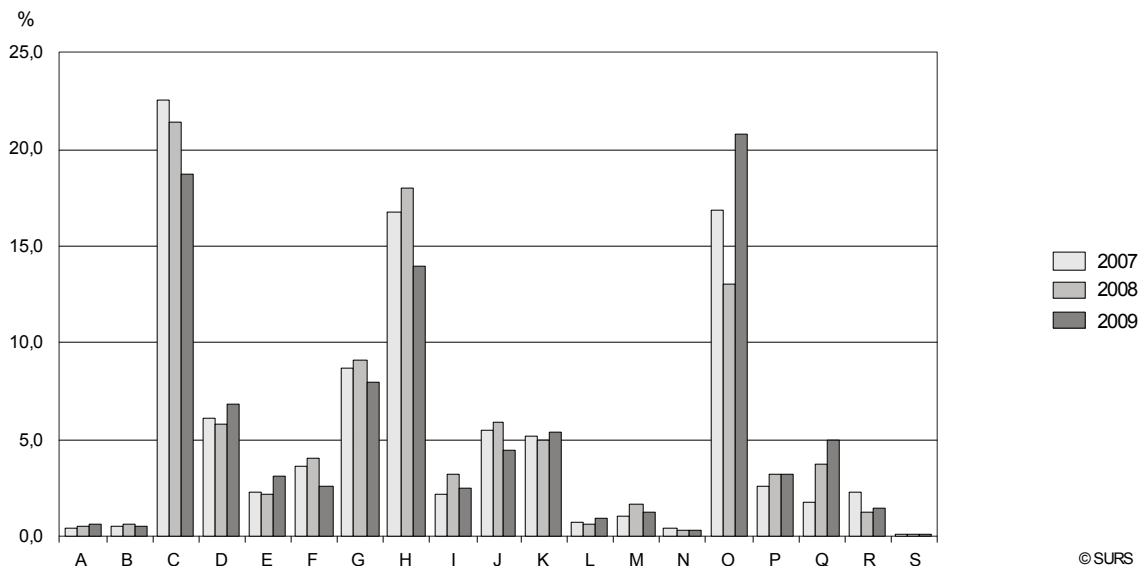
Tudi primerjava deležev bruto investicij v nova in rabljena osnovna sredstva po področjih dejavnosti za obdobje od 2007 do 2009 kaže, da so največ vlagale predelovalne dejavnosti (področje C), in sicer v povprečju 20,9 %, sledile so jim dejavnost javne uprave in obrambe; dejavnost socialne varnosti (področje O) s 16,9 %, promet in skladiščenje (področje H) s 16,2 % in trgovina; popravila motornih vozil (področje G) z 8,6 %. Omenjena področja dejavnosti (C, O, H in G) so ustvarila v povprečju skoraj 63 % vseh bruto investicij v nova in rabljena osnovna sredstva v obravnavanem obdobju (grafikon 4).

In 2009 compared to 2008 the largest share of gross investment in new and existing assets was created by public administration (section O) with 20.9%; in 2008 13.1%. In 2009 section O was followed by manufacturing (section C) with 18.7%, transport, storage and communication (section H) with 13.9%, and wholesale, trade and repair of motor vehicles (section G) with 8.0%. In 2008 section C created 21.4% of total investment, and was followed by transport, storage and communication (section H) with 18.0% and wholesale, trade, repair of motor vehicles (section G) with 9.1% (Chart 3).

The comparison of average shares of gross investment in new and existing assets by section of investor for the 2007-2009 period shows that the greatest investors are manufacturing (section C), on average with 20.9%, followed by public administration (section O) with 16.9%, transport, storage and communication (section H) with 16.2% and wholesale, trade, repair of motor vehicles (section G) with 8.6%. On average, all mentioned sections created nearly 63% of total gross investment in new and existing assets in the 2007-2009 period (Chart 4).

Grafikon 4: Struktura bruto investicij v nova in rabljena osnovna sredstva po dejavnosti investitorja (SKD 2008), Slovenija

Chart 4: Structure of gross investment in new and existing assets by activity of investor (SKD 2008), Slovenia



Vir: SURS
Source: SORS

Kot smo že ugotovili, je bila nominalna vrednost v letu 2009 ustvarjenih bruto investicij za več kot 19 % nižja kot v letu 2008. Primerjava podatkov po področjih dejavnosti med letoma 2008 in 2009 kaže, da se je vrednost investicijskih vlaganj najbolj zmanjšala v gradbeništvu (področje dejavnosti F), in sicer za nekaj več kot 46 % (predvsem so se zmanjšala vlaganja v stroje, opremo in prometno opremo). Vrednost investicijskih vlaganj v strokovnih, znanstvenih in tehničnih dejavnostih (področje M) je bila manjša za skoraj za 40 %, v informacijskih in komunikacijskih dejavnostih (področje J) za 39 %, v dejavnosti gostinstvo (področje I) za več kot 38 %, v dejavnosti rudarstvo (področje dejavnosti B) in v dejavnosti promet in skladiščenje (področje dejavnosti H) za več kot 37 %. V vseh omenjenih področjih dejavnosti so se v letu 2009 v primerjavi z letom 2008 zmanjšale investicijske naložbe v gradbene objekte.

As mentioned, compared to 2008 the nominal decrease in gross investment in 2009 was more than 19%. The data comparison between 2008 and 2009 by sections of activity shows that the largest decrease in investment was recorded in construction (section F) with more than 46% - mostly in machinery, equipment and transport equipment. A decrease of nearly 40% was recorded in professional, scientific and technical activities (section M). In information and communication (section J) a decrease of 39% was recorded. A decrease of more than 38% was recorded in accommodation and food service activities (sections I). A decrease of more than 37% was recorded in mining and quarrying (section B) and in transport, storage and communication (section H). In 2009 compared to 2008 investment decreased in construction work in above mentioned section of activities.

Rast bruto investicij v nova in rabljena osnovna sredstva pa so se v zgoraj omenjenih področjih dejavnosti v letu 2008 v primerjavi z letom 2007 nekoliko povečale.

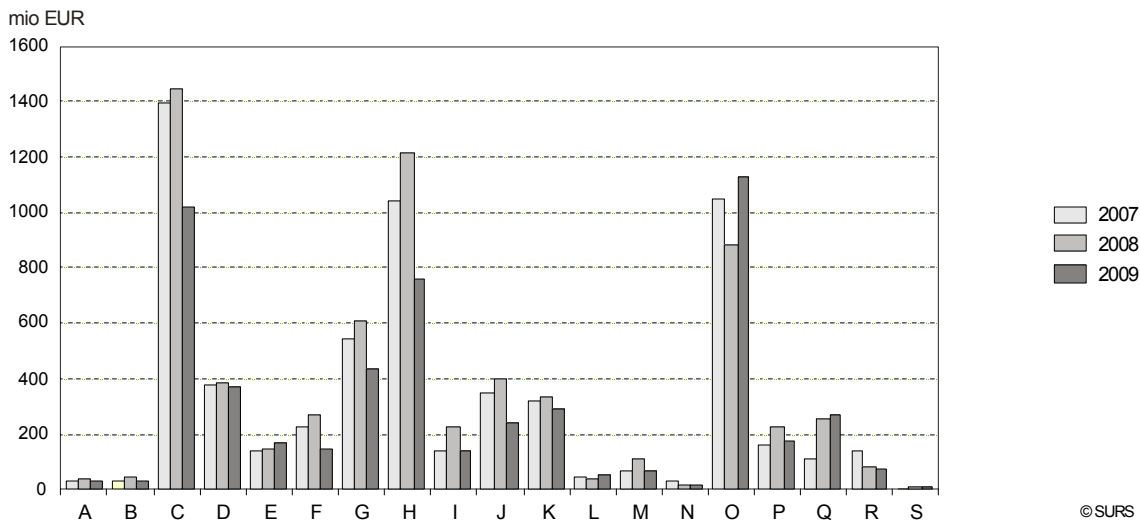
The increase in investment was shown in 2008 compared to 2007 also in all above mentioned sections of activity.

Upad bruto investicij v nova in rabljena osnovna sredstva je bil opazen tudi v eni pomembnejših dejavnosti, to je v predelovalnih dejavnostih, in sicer za več kot 29 %. Zmanjšale so se naložbe v stroje in opremo (grafikon 5).

A decrease in gross investment in new and existing assets was recorded also in one of the most important activities-manufacturing with more than 29% as a result of reduced investment in machinery and equipment (Chart 5).

Grafikon 5: Bruto investicije v nova in rabljena osnovna sredstva po dejavnosti investitorja (SKD 2008), Slovenija

Chart 5: Gross investment in new and existing fixed assets by activity of investor (SKD 2008), Slovenia



Vir: SURS
Source: SORS

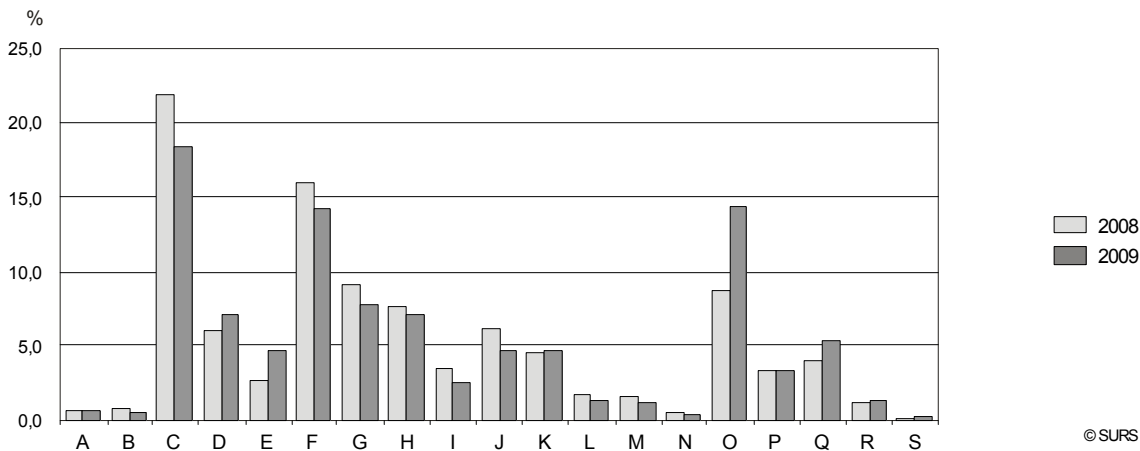
BRUTO INVESTICIJE GLEDE NA NAMEN INVESTIRANJA

Bruto investicije v nova osnovna sredstva glede na namen investiranja v letu 2009 so znašale 5.236,9 milijona EUR, leto prej pa 6.401,4 milijona EUR. Tukaj bomo prikazali strukturo vrednosti bruto investicij glede na namen investiranja oz. glede na to, v katere dejavnosti se je investiralo. Tako gradbenoinženirska dela, predvsem ceste, po novem v letu 2009 razporedimo v gradbeništvo (področje F). Tedaj se je tako največ vlagalo v predelovalne dejavnosti (področje C), in sicer 18,4 % vrednosti vseh investicij. Sledile so dejavnost javne uprave in obrambe; socialne varnosti (področje O) s 14,4 %, dejavnost gradbeništvo (področje F) s 14,3 %, trgovina; popravila motornih vozil (področje G) s 7,7 %, in promet in skladiščenje, (področje H) s 7,2 %. Omenjena področja dejavnosti (C, O, F, G in H), v katera se je investiralo, so obsegala 62-odstotni delež vrednosti vseh investicij v nova osnovna sredstva v letu 2009 (grafikon 6).

GROSS INVESTMENT BY PURPOSE

In 2009, gross investment in new assets by purpose amounted to EUR 5,236.9 and a year before to EUR 6.401,4 million. The comparison of the structure of gross investment in new assets by purpose is interesting for 2009 because of the reclassification of civil engineering (especially of streets) in construction (section F). In 2009 the largest share was created by manufacturing (section C) with 18.4%, followed by public administration (section O) with 14.4%, construction (section F) with 14.3%, wholesale, retail and repair of motor vehicles (section G) with 7.7%, and transport and storage (section H) with 7.2%. All mentioned sections (C, O, F, G and H) together created 62% of total investment in new assets in 2009 (Chart 6).

Grafikon 6: Struktura bruto investicij v nova osnovna sredstva po dejavnostih (SKD 2008), v katerih so bile ustvarjene investicije, Slovenija
Chart 6: Structure of gross investment in new assets by activities (SKD 2008) where investment was created, Slovenia



Vir: SURS
Source: SORS

Bruto investicije v osnovna sredstva

V grafikonu 7 prikazujemo bruto investicije v nova in rabljena osnovna sredstva po skupinah osnovnih sredstev. V letu 2009 je bil v primerjavi s predhodnim letom zabeležen največji upad vlaganj v naslednja osnovna sredstva: v prometna sredstva (za 37,9 %), v stanovanjske stavbe (za 30,5 %) in v nestanovanjske stavbe (za 24,3 %).

V letu 2008 so se v primerjavi s predhodnim letom najbolj povečala vlaganja v naslednja osnovna sredstva: v stanovanjske stavbe (za 78,9 %), v neopredmetena osnovna sredstva (za 21,0 %) in v nestanovanjske stavbe (za 17,7 %).

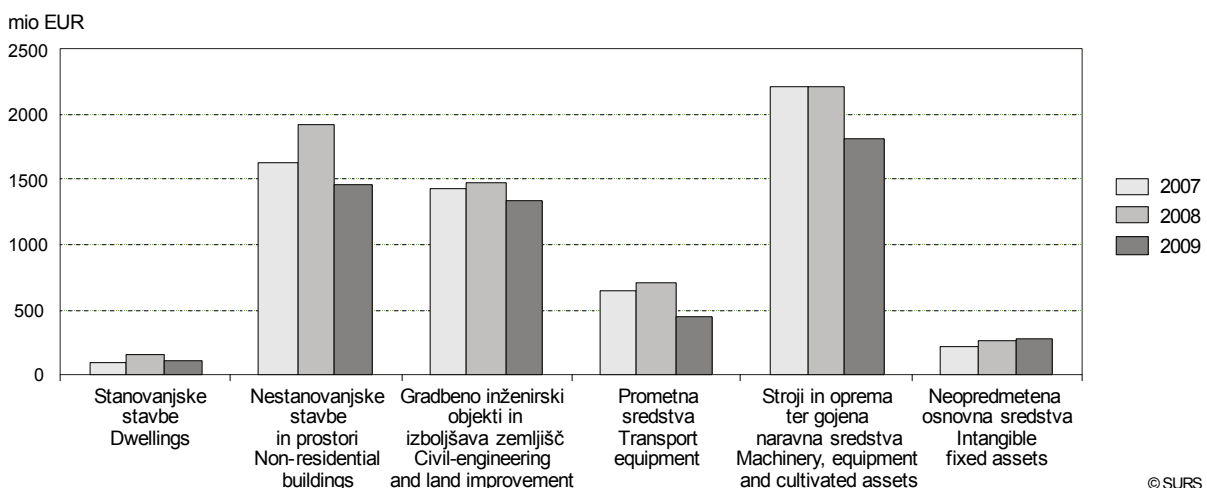
Gross investments in fixed assets

Chart 7 presents gross investments in new and existing assets by groups. Compared to the previous year, in 2009 the largest investment decrease was observed in the following fixed assets: transport equipment (by 37.9%), dwellings (by 30.5%), and non-residential buildings (by 24.3%).

In 2008 the largest investment increase over the previous year was observed in the following fixed assets: dwellings (by 78.9%), intangible fixed assets (by 21.0%) and non-residential buildings (by 17.7%).

Grafikon 7: Bruto investicij v nova in rabljena osnovna sredstva po skupinah osnovnih sredstev, Slovenija

Chart 7: Gross investment in new and existing assets by types of fixed assets, Slovenia



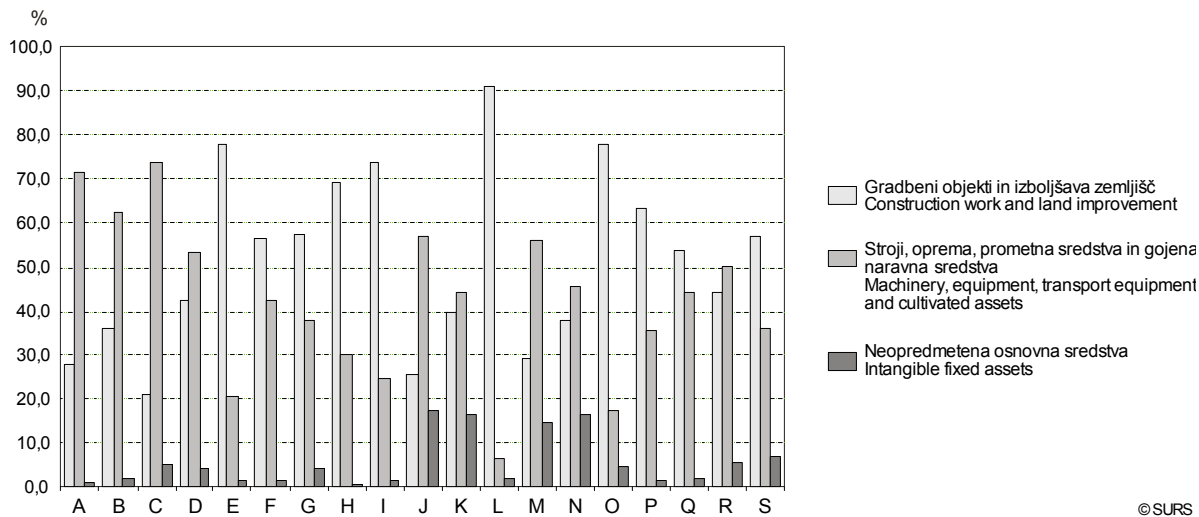
Vir: SURS
Source: SORS

Deleži bruto investicij v nove in rabljene stroje, opremo, prometna sredstva in gojena naravna sredstva so bili največji v predelovalnih dejavnostih (področje C), in sicer so tam v letu 2009 za te namene vložili 74,1 % vrednosti vseh investicijskih sredstev. Sledile so dejavnosti kmetijstvo (področje A) z 71,3 %, rudarstvo (področje B) z 62,4 %, informacijske in komunikacijske dejavnosti (področje J) s 57,0 % in strokovne, znanstvene in tehnične dejavnosti (poročje M) s 56,0 %. V gradnjo se je največ vlagalo v dejavnosti poslovanje z nepremičninami (področje L): v letu 2009 so za gradbene objekte in izboljšavo zemljišč namenili 91,0 % vrednosti vseh bruto investicij. Sledile so dejavnost javne uprave in obrambe; dejavnost socialne varnosti (področje O) s 78,0 %, oskrba z vodo, ravnanje z odpadki in odpadki; saniranje okolja (področje E) s 77,9 %, gostinstvo (področje I) s 73,9 % ter promet in skladiščenje (področje H) z 69,3 % (grafikon 8).

The share of gross investment in machinery, equipment, transport equipment and cultivated assets was the largest in manufacturing (section C) as for that purpose 74.1% of total investment was intended in 2009. This was followed by agriculture (section A) with 71.3%, mining and quarrying (section B) with 62.4%, information and communication (section J) with 57.0% and professional, scientific and technical activities (section M) with 56.0%. Most construction took place in real estate activities (section L), where in 2009 91.0% of total investment from that section was intended for construction work and land improvement, followed by public administration (section O) with 78.0%, electricity, gas, steam and air conditioning supply (section E) with 77.9%, accommodation and food service activities (section I) with 73.9%, and transport and storage (section H) with 69.3% (Chart 8).

Grafikon 8: Deleži bruto investicij v nova in rabljena osnovna sredstva po skupinah osnovnih sredstev – po dejavnosti investitorja (SKD 2008), Slovenija, 2009

Chart 8: Shares of new and existing types of assets by activity of investor (SKD 2008), Slovenia, 2009



Vir: SURS
Source: SORS

BRUTO INVESTICIJE PO TERITORIALNI RAZDELITVI

Podatke o bruto investicijah v nova osnovna sredstva prikazujemo tudi po občinah in statističnih regijah.

Bruto investicije po občinah

V vseh občinah skupaj oz. v celotni državi je bilo v letu 2009 investiranih v nova osnovna sredstva 5.236,9 milijona EUR, leto prej pa 6.401,4 milijona EUR. Med občinami je bila v letu 2009 po deležu vseh ustvarjenih bruto investicij v nova osnovna sredstva na prvem mestu občina Ljubljana (35,3 %); sledile so ji občine Maribor (7,4 %), Koper (5,2 %), Novo mesto (3,2 %), Kranj (2,7 %) in Celje (2,4 %). Omenjenih šest občin je v letu 2009 ustvarilo več kot polovico (56,1 %) vrednosti vseh bruto investicij v Sloveniji.

Te občine so ustvarile okoli polovico vseh bruto investicij tudi v letih 2007 in 2008 (grafikon 9).

GROSS INVESTMENT BY TERRITORIAL BREAKDOWN

The data on gross investment by territorial breakdown are shown by municipalities and statistical regions.

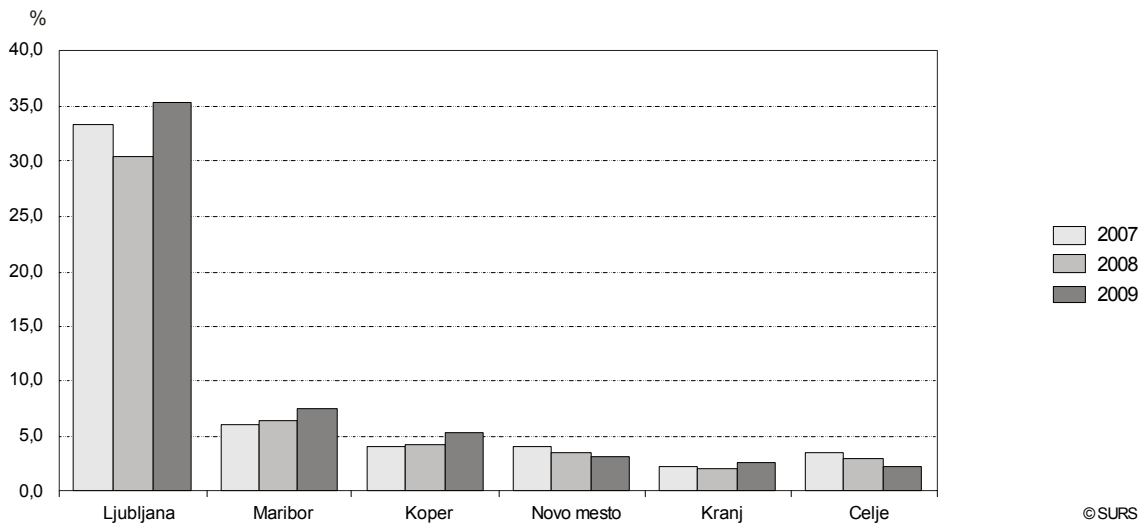
Gross investment by municipalities

In municipalities EUR 5,236.9 million was invested in 2009 in new assets, while in 2008 EUR 6,401.4 million was invested. Among the municipalities the largest share of gross investment was created in Ljubljana (35.3%), followed by Maribor (7.4%), Koper (5.2%), Novo mesto (3.2%), Kranj (2.7%) and Celje (2.4%). More than half (56.1%) of total investment was created in the mentioned six municipalities.

Also in 2007 and 2008 more than half of total gross investment was created in above mentioned municipalities (Chart 9).

Grafikon 9: Struktura bruto investicij v nova osnovna sredstva po občinah, v katerih so bile ustvarjene investicije, Slovenija

Chart 9: Structure of gross investment in new assets by municipalities where investment was created, Slovenia

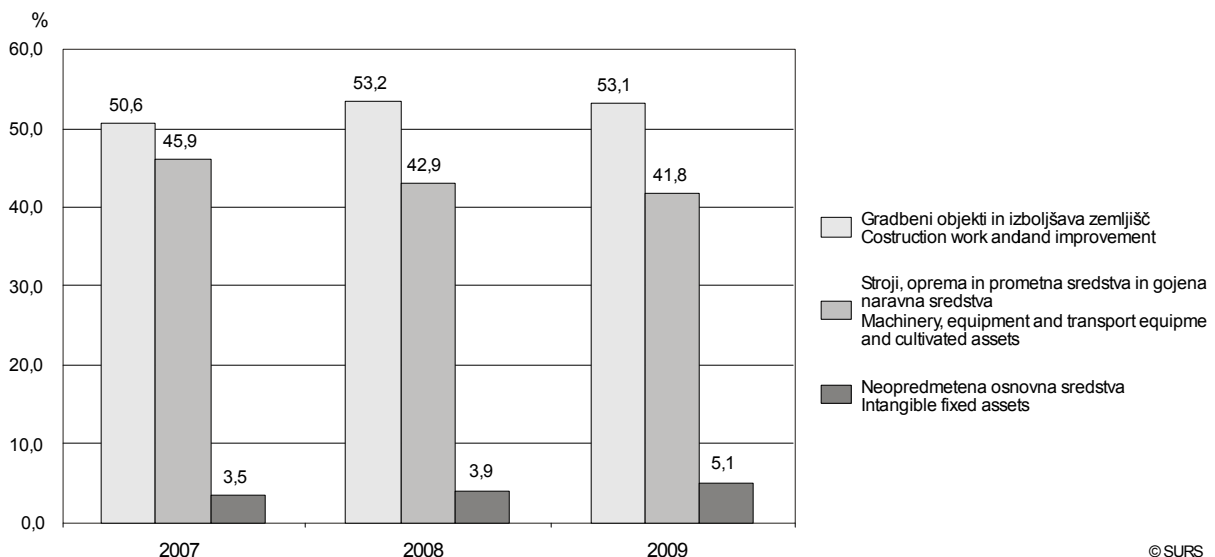
Vir: SURS
Source: SORS

Prikaz bruto investicij v nova osnovna sredstva kaže, da se je v občinah v času od 2007 do 2009 investiralo največ sredstev predvsem v gradbene objekte, potem pa v stroje; opremo, v prometna sredstva in v gojena naravna sredstva, in sicer v povprečju v treh letih okoli 96 % vseh bruto investicij v osnovna sredstva (grafikon 10).

In the 2007-2009 period municipalities mostly invested in construction work, followed by machinery; equipment, transport and cultivated assets with on average in three years around 96% of total gross investment in new assets (Chart 10).

Grafikon 10: Struktura bruto investicij v nova osnovna sredstva po skupinah sredstev, v katere se je investiralo v občinah, Slovenija

Chart 10: Structure of gross investment in new fixed assets by types of assets where investment was created in municipalities, Slovenia

Vir: SURS
Source: SORS

Bruto investicije po statističnih regijah

V vseh statističnih regijah - to je v celotni državi je bilo v letu 2009 investiranih v nova osnovna sredstva 5.236,9 milijona EUR, leto prej pa 6.401,4 milijona EUR.

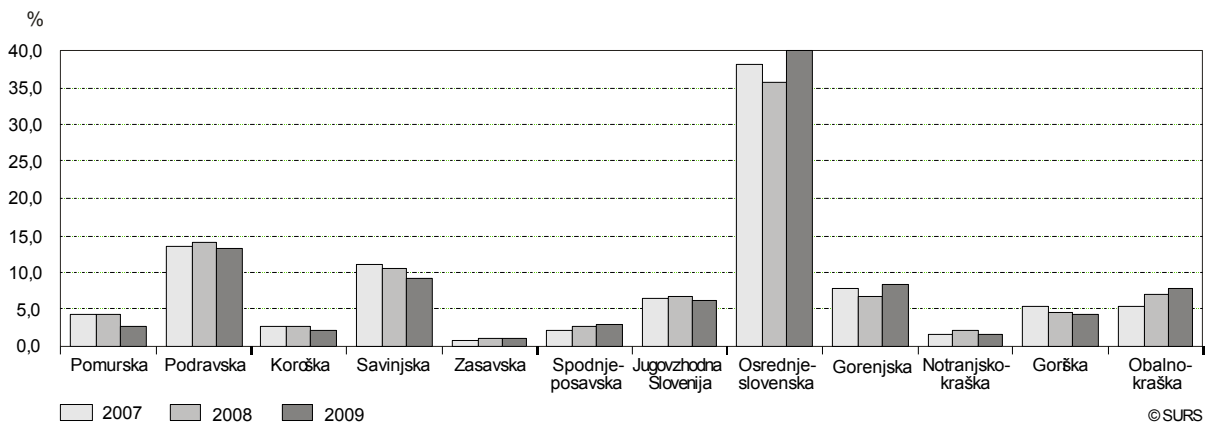
Struktura bruto investicij v nova osnovna sredstva po statističnih regijah, v letih od 2007 do 2009 kaže, da je največji delež vrednosti vseh investicij v treh letih prispevala osrednjeslovenska statistična regija (v povprečju 37,9 %), za njo podravska (v povprečju 13,6 %) in za njo savinjska statistična regija (v povprečju 10,2 %) (grafikon 11).

Gross investment by statistical regions

In statistical regions EUR 5,236.9 million was invested in 2009 in new assets, while in 2008 EUR 6,401.4 million was invested.

In the Osrednjeslovenska statistical region the largest share of gross investment was created in the 2007-2009 period (on average with 37.9%). This region was followed by Podravska on average with 13.6% and Savinjska on average with 10.2% of total investment in the 2007-2009 period (Chart 11).

Grafikon 11: Struktura bruto investicij v nova osnovna sredstva po regijah, v katerih so bile ustvarjene investicije, Slovenija
Chart 11: Structure of gross investment in new fixed assets by statistical regions where investment was created, Slovenia



Vir: SURS
Source: SORS

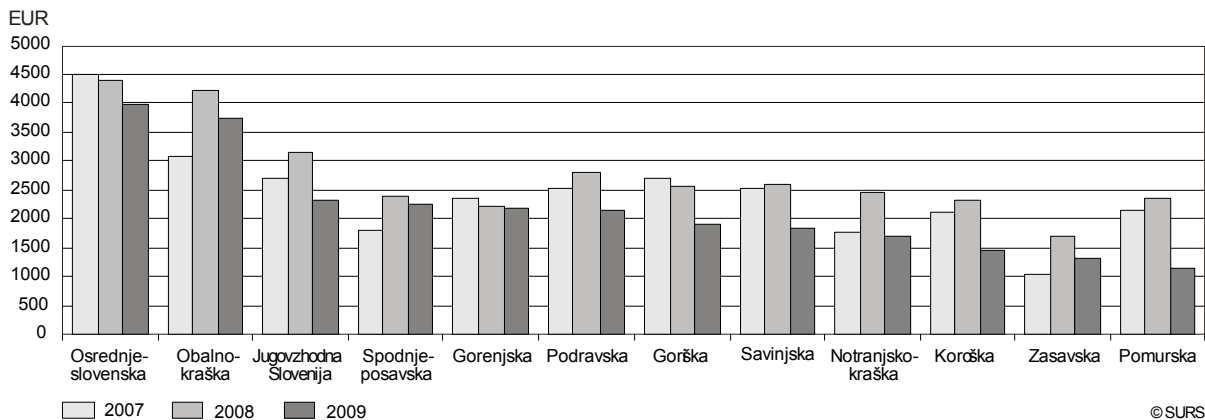
Zanimiv je prikaz bruto investicij v nova osnovna sredstva na prebivalca po statističnih regijah. V letu 2009 se je največ vlagalo v v naslednjih treh regijah: v osrednjeslovenski regiji (3.977 EUR na prebivalca), v obalno-kraški regiji (3.739 EUR na prebivalca) in v jugovzhodni Sloveniji (2.313 EUR na prebivalca)

Tudi v obdobju 2007-2009 se je največ vlagalo v omenjenih treh statističnih regijah (v osrednjeslovenski regiji v povprečju 4.289 EUR na prebivalca, v obalno-kraški regiji v povprečju 3.677 EUR na prebivalca in v jugovzhodni Sloveniji v povprečju 2.720 EUR na prebivalca) (grafikon 12).

The review of per capita gross investment by statistical regions is interesting. In 2009 the largest per capita investment was created in the Osrednjeslovenska region with EUR 3,977, followed by Obalno-kraška with EUR 3,739 and Jugovzhodna Slovenija with EUR 2,313.

In the 2007-2009 period the largest per capita investment was also created in the three mentioned regions: in the Osrednjeslovenska region on average with EUR 4,289, followed by Obalno-kraška on average with EUR 3,677 and Jugovzhodna Slovenija on average with EUR 2,720 (Chart 12).

Grafikon 12: Bruto investicije v nova osnovna sredstva na prebivalca po regijah, v katerih so bile ustvarjene investicije, Slovenija
Chart 12: Gross investment in new fixed assets per capita by statistical regions where investment was created, Slovenia



Vir: SURS
Source: SORS

Tabela 1: Bruto investicije v osnovna sredstva v podjetjih, družbah in organizacijah, Slovenija

Table 1: Gross investment in enterprises, companies and organisations, Slovenia

1000 EUR

	Nabava novih osnovnih sredstev		Nabava rabljenih osnovnih sredstev		Prodaja ¹⁾ rabljenih osnovnih sredstev		
	Purchase of new fixed assets		Purchase of existing fixed assets		Sale ¹⁾ of existing fixed assets		
	2008	2009	2008	2009	2008	2009	
SKUPAJ	6401438	5236959	329974	193224	473073	475139	TOTAL
OPREDMETENA OSNOVNA SREDSTVA	6150115	4968642	329206	192172	464246	468854	TANGIBLE FIXED ASSETS
Gradbeni objekti	3402726	2781739	145113	125555	235036	243554	Construction work
Stanovanjske stavbe	143462	98125	11260	9393	22643	23964	Dwellings
Nestanovanjske stavbe in prostori	1802141	1347600	121608	107759	202068	211737	Non-residential buildings
Gradbeno inženirski objekti in izboljšava zemljišč	1457123	1336014	12245	8403	10325	7853	Civil-engineering and land improvement
Stroji, oprema in transportna oprema	2747389	2186903	184093	66617	229210	225300	Machinery, transport and other equipment
Prometna sredstva	572061	416674	143377	27959	141473	141974	Transport equipment
Osebnih avtomobili	242054	158398	10936	9974	113117	107955	Passenger cars
Tovornjaki	173397	55890	16072	10351	20315	14106	Truck, lorries
Druga vozila in oprema	156610	202386	116369	7634	8041	19913	Other transport equipment
Stroji, oprema in gojena naravna sredstva	2175328	1770229	40716	38658	87737	83326	Machinery, equipment and cultivated assets
Kovinski izdelki	99391	79919	2203	921	2257	2295	Metal products
Stroji za splošne namene	415614	304715	12899	7786	18729	17789	Machinery for general purpose
Drugi stroji in naprave za posebne namene	715204	506278	17861	23930	38743	36886	Other machinery and equipment for special purpose
Kmetijski in gozdarski stroji in gojena naravna sredstva	20338	21274	406	539	2694	2057	Agricultural and forestry machinery and cultivated assets
Računalniki in druga oprema za AOP	215071	192891	916	1809	7996	7692	Computers and peripheral equipment
Električne naprave	160832	215465	362	516	1241	5518	Electrical equipment
Komunikacijske in elektronske naprave	191083	130766	2928	205	7026	4528	Communication equipment and consumer electronic
Elektro-medicinske in terapevtske naprave ter optič. ins.	146705	159659	1233	307	1665	801	Electromedical, therapeutical equipment and optical instrum.
Pohištvo in notranja oprema	211090	159262	1908	2645	7386	5760	Furniture and equipment
NEOPREDMETENA OSNOVNA SREDSTVA	251323	268317	768	1052	8827	6285	INTANGIBLE FIXED ASSETS
Študije in projekti	61815	67961	336	0	851	925	Studies and projects
Programska oprema	188520	199208	432	1052	7975	5360	Software
Zabava, izvirna književna in umetniška dela	988	1148	0	0	0	0	Entertainment, literary or artistic originals

1) Prodaje so v nekaterih postavkah večje od nabav, ker se rabljena osnovna sredstva lahko prodajo gospodinjstvom kot potrošnikom in kot samostojnim podjetnikom ter pravnim osebam z manj kot 20 zaposlenimi v letu 2008 in 2009.

In some items sales are greater than purchases because existing fixed assets can be sold to households as consumers as well as to individual private entrepreneurs and legal persons with fewer than 20 employees in 2008 and 2009.

Vir: SURS

Source: SORS



Tabela 2: Viri financiranja za bruto investicije v nova in rabljena osnovna sredstva¹⁾ v podjetjih, družbah in organizacijah po dejavnosti investitorja (SKD 2008), organizacijsko načelo, Slovenija, 2009

Table 2: Sources of financing of gross investment¹⁾ of enterprises, companies and organisations by activity of investor (SKD 2008), new and existing fixed assets, organisational principle, Slovenia, 2009

1000 EUR

Dejavnost investitorja	Skupaj Total	Viri financiranja za investicije v osnovna sredstva Sources of financing of gross investment			Activity of investor
		iz lastnih in združenih sredstev from own financial and joint assets	iz finančnih kreditov in najema from financial credits and leasing	iz sredstev namenskih skladov in pridobitev brez nadomestila from assets of funds and without compensation of fixed assets	
SKUPAJ	5430186	2538236	1421250	1470700	TOTAL
A KMETIJSTVO IN LOV, GOZDARSTVO, RIBIŠTVO	31492	20984	6303	4204	A AGRICULTURE, FORESTRY AND FISHING
B RUDARSTVO	29388	22764	4897	1727	B MINING AND QUARRYING
05 Pridobivanje premoga	z	z	z	z	05 Mining of coal and lignite
08 Pridobivanje rudnin in kamnin	z	z	z	z	08 Oth. mining and quarrying
09 Stor.za rudarstvo	z	z	z	z	09 Mining support service activities
C PREDELOVALNE DEJAVNOSTI	1016888	702856	282400	31632	C MANUFACTURING
10 Prz.živil	70036	57207	11633	1196	10 Mfr.of food products
11 Prz.pijač.	11525	10822	z	z	11 Mfr.of beverages
13 Prz.tekstilij	26712	16379	z	z	13 Mfr.of textiles
14 Prz.oblačil	z	z	z	z	14 Mfr.of wearing apparel
15 Prz.usnja, usnjenih in sorodnih izd.	2799	z	z	-	15 Mfr.of leather and related products
16 Obd., predel.lesa; izd.iz lesa ipd.rz.poh.	14542	10545	3672	325	16 Mfr.of wood, exc.furn.; mfr.of straw, pl.mt.
17 Prz.papirja in izd.iz papirja	35544	26433	8754	357	17 Mfr.of paper and paper products
18 Tisk.in razm.posnetih nosilcev zapisa	21975	4169	z	z	18 Print.and reproduction of recorded media
19 Prz.koksa in naftnih derivatov	z	z	-	-	19 Mfr.of coke and refined petroleum prod.
20 Prz.kemikalij, kemičnih izd.	44116	32087	11397	632	20 Mfr.of chemicals and chemical products
21 Prz.farmac.surovin in preparatov	140387	z	z	-	21 Mfr.of basic pharmaceutical prod., prep.
22 Prz.izd.iz gume in plastičnih mas	58523	38106	18678	1740	22 Mfr.of rubber and plastic products
23 Prz.nekovinskih mineralnih izd.	47781	20674	26619	488	23 Mfr.of oth.non-metallic mineral prod.
24 Prz.kovin	129524	70294	58385	845	24 Mfr.of basic metals
25 Prz.kovinskih izd., rz.strojev in naprav	73938	38340	31417	4181	25 Mfr.of fabrc.metal prod., exc.mach., equip.
26 Prz.rač., elektronskih, optičnih izd.	19790	16049	2623	1118	26 Mfr.of computer, electronic, optical prod.
27 Prz.električnih naprav	101641	84271	11847	5522	27 Mfr.of electrical equipment
28 Prz.dr.strojev in naprav	58283	40366	16616	1302	28 Mfr.of machinery and equipment n.e.c.
29 Prz.mot.voz., prikolic in polprikolic	99746	68609	20852	10285	29 Mfr.of mot.vehicles, trailers, semi-trail.
30 Prz.dr.vozil in plovil	6743	z	z	z	30 Mfr.of oth.transport equipment
31 Prz.pohišta	21200	14578	4855	1767	31 Mfr.of furniture
32 Dr.raznovrstne predelovalne dej.	13492	10000	z	z	32 Oth.manufacturing
33 Popravila in montaža strojev in naprav	15391	6979	z	z	33 Repair, installation of machinery, equip.
D OSKRBA Z EL.ENERGIJO, PLINOM IN PARO	368418	305883	61655	879	D ELECTRICITY, GAS, STEAM, AIR COND.SUPPLY
35 Oskrba z el.energijo, plinom in paro	368418	305883	61655	879	35 Electricity, gas, steam, air cond.supply
E OSKR.Z VODO; RAV.Z ODPL., ODP.; SAN.OKOLJA	168632	60258	40370	68003	E WATER SUPPL.; SEWER., WST.MANAG., REMED.ACT.
36 Zbiranje, prečišč.in distribucija vode	85685	z	z	z	36 Water collection, treatment and supply
37 Ravnanje z odpadkami	z	z	z	-	37 Sewerage
38 Zbir., odvoz, rav.z odp.; pridob.sek.sur.	z	z	z	21149	38 Wst.coll., treatment., dispos.act.; mat.rec.
39 Saniranje okolja idr.ravnanje z odpadki	598	z	z	z	39 Remediation act., oth.waste manag.ser.

z statistično zaupno / confidential

1) Zaradi zaokroževanja na 1000 EUR se vsota vrednosti v vrsticah oz. stolpcih v tabelah ne ujema povsem s skupno vrednostjo.
In some tables the total in the rows and columns does not correspond to the total value due to rounding to 1000 EUR.

Vir: SURS
Source: SORS



Tabela 2: Viri financiranja za bruto investicije v nova in rabljena osnovna sredstva¹⁾ v podjetjih, družbah in organizacijah po dejavnosti investitorja (SKD 2008), organizacijsko načelo, Slovenija, 2009 (nadaljevanje)Table 2: Sources of financing of gross investment¹⁾ of enterprises, companies and organisations by activity of investor (SKD 2008), new and existing fixed assets, organisational principle, Slovenia, 2009 (continued) 1000 EUR

Dejavnost investitorja	Skupaj Total	Viri financiranja za investicije v osnovna sredstva Sources of financing of gross investment			Activity of investor
		iz lastnih in združenih sredstev from own financial and joint assets	iz finančnih kreditov in najema from financial credits and leasing	iz sredstev namenskih skladov in pridobitev brez nadomestila from assets of funds and without compensation of fixed assets	
F GRADBENIŠTVO	145464	84895	59857	713	F CONSTRUCTION
41 Gradnja stavb	58213	25847	32258	108	41 Construction of buildings
42 Gradnja inženirskih objektov	43113	32489	10110	514	42 Civil engineering
43 Specializirana gradbena dela	44139	26558	17489	91	43 Specialised construction activities
G TRGOVINA;VZDRŽ.IN POPRAVILA MOT.VOZIL	433895	301407	129150	3338	G WHOLESALE,RETAIL;REPAIR OF MOT.VEHICLES
45 Trg.z mot.voz.in popravila mot.voz.	53572	33671	z	z	45 Wholesale,retail,repair of mot.vehicles
46 Posredništvo in trg.db.,rz.z mot.voz.	201132	142687	z	z	46 Whsl.,exc.of mot.vehicles and motorcy.
47 Trg.dr.,razen z motornimi vozili	179191	125050	52225	1917	47 Ret.,exc.of mot.vehicles and motorcycles
H PROMET IN SKLADIŠČENJE	756507	220277	467922	68308	H TRANSPORTATION AND STORAGE
49 Kopenski promet;cefovodni transport	190305	z	z	1589	49 Land transport,transport via pipelines
50 Vodni promet	21628	z	z	-	50 Water transport
51 Zračni promet	z	z	z	-	51 Air transport
52 Skladiščenje in spremljaj.prometne dej.	517054	100436	349899	66719	52 Whse.and support act.for transportation
53 Poštna in kurirska dej.	z	z	z	-	53 Postal and courier activities
I GOSTINSTVO	136143	72071	51373	12699	I ACCOMMODATION AND FOOD SER.ACTIVITIES
55 Gostinske nastanitvene dej.	127582	65768	49116	12699	55 Accommodation
56 Dej.strežbe jedi in pijač	8561	6303	2258	-	56 Food and beverage service activities
J INFORMACIJSKE IN KOMUNIKACIJSKE DEJ.	243535	225138	16025	2371	J INFORMATION AND COMMUNICATION
58 Založništvo	8788	z	z	z	58 Publishing activities
59 Dej.v zvezi s filmi,video in zvočn.zap.	6800	z	z	-	59 Motion pict.,video,TV.prd.,music.publ.
60 Radijska in televizijska dej.	20072	20072	-	-	60 Programming and broadcasting activities
61 Telekomunikacijske dej.	172752	165145	6168	1439	61 Telecommunications
62 Rač.programir.,svetovanje idr.pov.dej.	22637	17580	z	z	62 Comp.progr.,consult.,rel.act.
63 Dr.informacijske dejavnosti	12486	10639	z	z	63 Information service activities
K FINANČNE IN ZAVAROVALNIŠKE DEJ.	293502	z	122698	z	K FINANCIAL AND INSURANCE ACTIVITIES
64 Dej.fin.stor.,rz.zavarov.in pok.skl.	268092	z	122608	z	64 Fin.ser.act.,exc.insur.,pension funding
65 Dej.zav.,poz.in pok.skl.,rz.obv.soc.var.	23612	z	-	z	65 Insur.,reins.,pen.fund.,exc.com.soc.sec.
66 Pom.dej.za fin.in zavarov.stor.	1798	1707	91	-	66 Act.aux.to fin.ser.,exc.insur.,pen.fund.
L POSLOVANJE Z NEPREMIČNINAMI	51622	15035	35834	753	L REAL ESTATE ACTIVITIES
68 Poslovanje z nepremičninami	51622	15035	35834	753	68 Real estate activities
M STROKOVNE,ZNANSTVENE IN TEHNIČNE DEJ.	67616	45948	13871	7798	M PROFESSIONAL,SCIENTIFIC, TECHNICAL ACT.
69 Pravne in računovodske dej.	2395	z	1101	z	69 Legal and accounting activities
70 Dej.uprav.podjetij;podjet.in posl.svet.	16084	z	963	z	70 Act.of head offices;manag.consult.act.
71 Arhit.in teh.projekt.;teh.preiz.,analiz.	20440	13009	5691	1740	71 Arch.,engin.act.;tech.testing,analyses
72 Znanstvena raziskovalna in razvojna dej.	22614	12084	5995	4535	72 Scientific research and development
73 Oglaševanje in raziskovanje trga	3390	z	z	z	73 Advertising and market research
74 Dr.strokovne in tehnične dej.	2646	z	z	-	74 Oth.professional,scientific,tech.act.
75 Veterinarstvo	47	z	z	-	75 Veterinary activities

z statistično zaupno / confidential

1) Zaradi zaokroževanja na 1000 EUR se vsota vrednosti v vrsticah oz. stolpcih v tabelah ne ujema povsem s skupno vrednostjo.
In some tables the total in the rows and columns does not correspond to the total value due to rounding to 1000 EUR.Vir: SURS
Source: SORS

Tabela 2: Viri financiranja za bruto investicije v nova in rabljena osnovna sredstva¹⁾ v podjetjih, družbah in organizacijah po dejavnosti investitorja (SKD 2008), organizacijsko načelo, Slovenija, 2009 (nadaljevanje)

Table 2: Sources of financing of gross investment¹⁾ of enterprises, companies and organisations by activity of investor (SKD 2008), new and existing fixed assets, organisational principle, Slovenia, 2009 (continued) 1000 EUR

Dejavnost investitorja	Skupaj Total	Viri financiranja za investicije v osnovna sredstva Sources of financing of gross investment			Activity of investor
		iz lastnih in združenih sredstev from own financial and joint assets	iz finančnih kreditov in najema from financial credits and leasing	iz sredstev namenskih skladov in pridobitev brez nadomestila from assets of funds and without compensation of fixed assets	
N DRUGE RAZNOVRSTNE POSLOVNE DEJ.	18312	z	6419	z	N ADMINISTRATIVE AND SUPPORT SERVICE ACT.
77 Dajanje v najem in zakup	523	z	z	-	77 Rental and leasing activities
78 Zaposlovalne dejavnosti	1501	1211	290	-	78 Employment activities
79 Dej.potov.ag.,org.pot.in pov.dej.	3617	3584	z	z	79 Travel agency,tour operator and rel.act.
80 Varovanje in poizvedovalne dej.	5328	4401	z	z	80 Security and investigation activities
81 Dej.oskrbe stavb in okolice	6339	1660	z	z	81 Services to buildings and landscape act.
82 Pisarniške in spremljaj.posl.stor.dej.	1004	z	z	z	82 Office admin.,oth.business sup.act.
O JAVNA UPRAVA IN OBRAMBA; OBV.SOC.VARNOST	1133296	123409	79671	930216	O PUBLIC ADMIN,DEFENCE;COMPULSORY SOC.SEC.
84 Dej.javne upr.in obram.;dej.obv.soc.varnosti	1133296	123409	79671	930216	84 Public admin.,defence;compulsory soc.sec.
P IZOBRAŽEVANJE	176277	30623	923	144731	P EDUCATION
85 Izobraževanje	176277	30623	923	144731	85 Education
Q ZDRAVSTVO IN SOCIALNO VARSTVO	272088	84161	19190	168737	Q HUMAN HEALTH AND SOCIAL WORK ACTIVITIES
86 Zdravstvo	216101	67855	1321	146925	86 Human health activities
87 Socialno varstvo z nastanitvijo	43017	11560	17814	13643	87 Residential care activities
88 Socialno varstvo brez nastanitve	12970	4746	55	8168	88 Social work act.without accommodation
R KULTURNE,RAZVEDRILNE IN REKREAC.DEJ.	77526	35015	19222	23288	R ARTS,ENTERTAINMENT AND RECREATION
90 Kulturne in razvedrilne dej.	4117	935	z	z	90 Creative,arts and entertainment act.
91 Dej.knjžnic,arhivov,muzej.idr.kult.dej.	17408	3667	0	13741	91 Libraries,archives,museums,oth.cul.act.
92 Prirejanje iger na srečo	46749	27849	z	z	92 Gambling and betting activities
93 Športne idr.dej.za prosti čas	9251	2564	290	6397	93 Sports,amusement and recreation act.
S DRUGE DEJAVNOSTI	9585	5784	3468	333	S OTHER SERVICE ACTIVITIES
94 Dej.članskih organizacij	5669	2989	2347	333	94 Activities of membership organisations
95 Popravila rač.in izd.za široko rabo	326	z	z	-	95 Repair of comp.,personal,household goods
96 Dr.storitvene dej.	3591	z	z	-	96 Oth.personal service activities

z statistično zaupno / confidential

1) Zaradi zaokroževanja na 1000 EUR se vsota vrednosti v vrsticah oz. stolpcih v tabelah ne ujema povsem s skupno vrednostjo.
In some tables the total in the rows and columns does not correspond to the total value due to rounding to 1000 EUR.

Vir: SURS
Source: SORS

Tabela 3: Bruto investicije v nova osnovna sredstva¹⁾ v podjetjih, družbah in organizacijah po namenu vlaganj, skupinah osnovnih sredstev in po dejavnostih (SKD 2008), v katerih so bile ustvarjene investicije, načelo čistih dejavnosti, Slovenija, 2009Table 3: Gross investment¹⁾ of enterprises, companies and other organisations by purpose of investment, types of fixed assets and activities (SKD 2008) where investment was created, kind of activity (new fixed assets), Slovenia, 2009 1000 EUR

Namen investicij	Skupaj Total	Namen vlaganj Purpose of investment				Skupine osnovnih sredstev Types of fixed asset				Purpose of investment
		nove zmogljivi- vosti new capa- cities	rekon- strukcije, posodo- bitev, dogra- ditev enlarge- ment, reco- nstruc- tion, reno- vations	vzdrže- vanje na obstoječi ravni main- tenance of existing capacities	skupaj total	opredmetena osnovna sredstva tangible fixed assets		neopred- metena osnovna sredstva intangible fixed assets		
						gradbeni objekti in izboljšava zemljišč construc- tion work and land impro- vement	stroji, oprema, prometna sredstva in gojena naravna sredstva machinery transport, other equi- pment and cultivated assets			
SKUPAJ	5236959	2586523	2243878	406558	5236959	2781740	2186903	268317	TOTAL	
A KMETIJSTVO IN LOV, GOZDARSTVO, RIBIŠTVO	32375	13817	13129	5429	32375	8826	23284	265	A AGRICULTURE, FORESTRY AND FISHING	
B RUDARSTVO	29185	15261	10880	3044	29185	10527	18164	494	B MINING AND QUARRYING	
05 Pridobivanje premoga	z	9566	z	z	z	z	z	z	05 Mining of coal and lignite	
08 Pridobivanje rudnin in kamnin	z	z	z	3019	z	z	z	z	08 Oth. mining and quarrying	
09 Stor.za rudarstvo	z	z	z	z	z	z	z	z	09 Mining support service activities	
C PREDLOVALNE DEJAVNOSTI	963261	399205	482167	81889	963261	187364	724242	51655	C MANUFACTURING	
10 Prz.živil	61981	30245	28271	3464	61981	20210	40177	1594	10 Mfr.of food products	
11 Prz.pijač.	15455	4574	9603	1278	15455	5115	9425	915	11 Mfr.of beverages	
13 Prz.tekstilij	26100	13707	11597	796	26100	8017	17532	551	13 Mfr.of textiles	
14 Prz.oblačil	z	z	z	z	z	z	z	z	14 Mfr.of wearing apparel	
15 Prz.usnja, usnjenih in sorodnih izd.	2439	1365	509	565	2439	z	2374	z	15 Mfr.of leather and related products	
16 Obd.,predel.lesa; izd.iz lesa ipd.rz.poh.	12903	4196	6650	2057	12903	3481	8864	558	16 Mfr.of wood, exc.furn.; mfr.of straw, pl.mt.	
17 Prz.papirja in izd.iz papirja	33186	12493	18153	2539	33186	5351	27033	802	17 Mfr.of paper and paper products	
18 Tisk.in razm.posnetih nosilcev zapisa	17989	4131	13247	610	17989	640	16329	1020	18 Print.and reproduction of recorded media	
19 Prz.koksa in naftnih derivatov	z	z	z	z	z	z	z	z	19 Mfr.of coke and refined petroleum prod.	
20 Prz.kemikalij, kemičnih izd.	42566	13637	20806	8123	42566	8309	32515	1742	20 Mfr.of chemicals and chemical products	
21 Prz.farmac.surovin in preparatov	139523	53328	75764	10431	139523	36330	94594	8599	21 Mfr.of basic pharmaceutical prod., prep.	
22 Prz.izd.iz gume in plastičnih mas	56134	34213	18150	3771	56134	12996	42350	788	22 Mfr.of rubber and plastic products	
23 Prz.nekovinskih mineralnih izd.	45738	5341	15058	25339	45738	10616	34547	576	23 Mfr.of oth.non-metallic mineral prod.	
24 Prz.kovin	129867	36547	91981	1339	129867	7045	118671	4152	24 Mfr.of basic metals	
25 Prz.kovinskih izd., rz.strojev in naprav	60783	22974	35221	2588	60783	14119	45080	1584	25 Mfr.of fabric.metal prod., exc.mach., equip.	
26 Prz.rač., elektronskih, optičnih izd.	18432	10543	6796	1093	18432	3470	12321	2641	26 Mfr.of computer, electronic, optical prod.	
27 Prz.električnih naprav	106274	59504	40044	6726	106274	22912	79357	4005	27 Mfr.of electrical equipment	
28 Prz.dr.strojev in naprav	55175	22672	27580	4924	55175	8613	43287	3276	28 Mfr.of machinery and equipment n.e.c.	
29 Prz.mot.voz., prikolic in polprikolic	91207	45619	42275	3312	91207	6947	67849	16411	29 Mfr.of mot.vehicles, trailers, semi-trail.	
30 Prz.dr.vozil in plovil	6743	3388	1973	1381	6743	z	4384	z	30 Mfr.of oth.transport equipment	
31 Prz.pohištna	17016	8325	7800	891	17016	3723	12253	1039	31 Mfr.of furniture	
32 Dr.raznovrstne predelovalne dej.	13426	6232	7108	85	13426	4835	8276	315	32 Oth.manufacturing	
33 Popravila in montaža strojev in naprav	7800	5436	2182	182	7800	2144	5548	107	33 Repair, installation of machinery, equip.	
D OSKRBA Z EL.ENERGIJO, PLINOM IN PARO	370116	161863	186563	21691	370116	157546	196446	16124	D ELECTRICITY, GAS, STEAM, AIR COND. SUPPLY	
35 Oskrba z el.energijo, plinom in paro	370116	161863	186563	21691	370116	157546	196446	16124	35 Electricity, gas, steam, air cond. supply	
E OSKR.Z VODO; RAV.Z ODPL., ODP.; SAN.OKOLJA	248053	132561	99493	15999	248053	210818	33761	3474	E WATER SUPPL.; SEWER, WST.MANAG., REMED.ACT.	
36 Zbiranje, prečišč.in distribucija vode	110444	61235	37375	11835	110444	97369	11457	1619	36 Water collection, treatment and supply	
37 Ravnanje z odpadkami	z	z	z	z	z	z	z	z	37 Sewerage	
38 Zbir., odvoz, rav.z odp.; pridob.sek.sur.	z	45578	z	3756	z	z	20532	z	38 Wst.coll., treatment, dispos.act.; mat.rec.	
39 Saniranje okolja idr.ravnanje z odpadki	5263	z	z	z	5263	z	z	z	39 Remediation act., oth.waste manag.ser.	
F GRADBENIŠTVO	747794	468032	195033	84729	747794	684818	57489	5488	F CONSTRUCTION	
41 Gradnja stavb	68922	35930	22100	10892	68922	50453	18021	448	41 Construction of buildings	
42 Gradnja inženirskih objektov	614195	389820	152104	72270	614195	583669	26507	4018	42 Civil engineering	
43 Specializirana gradbena dela	64678	42283	20828	1567	64678	50696	12961	1022	43 Specialised construction activities	

z statistično zaupno / confidential

1) Zaradi zaokroževanja na 1000 EUR se vsota vrednosti v vrsticah oz. stolpcih v tabelah ne ujema povsem s skupno vrednostjo.
In some tables the total in the rows and columns does not correspond to the total value due to rounding to 1000 EUR.Vir: SURS
Source: SORS

Tabela 3: Bruto investicije v nova osnovna sredstva¹⁾ v podjetjih, družbah in organizacijah po namenu vlaganj, skupinah osnovnih sredstev in po dejavnostih (SKD 2008), v katerih so bile ustvarjene investicije, načelo čistih dejavnosti, Slovenija, 2009 (nadaljevanje)

Table 3: Gross investment¹⁾ of enterprises, companies and other organisations by purpose of investment, types of fixed assets and activities (SKD 2008) where investment was created, kind of activity (new fixed assets), Slovenia, 2009 (continued) 1000 EUR

Namen investicij	Skupaj Total	Namen vlaganj Purpose of investment				Skupine osnovnih sredstev Types of fixed asset			neopredmetena osnovna sredstva intangible fixed assets	Purpose of investment
		nove zmogljivosti new capacities	rekonstrukcije, posodobitev, dograditev enlargement, reconstruction, renovations	vzdrževanje na obstoječi ravni maintenance of existing capacities	skupaj total	opredmetena osnovna sredstva tangible fixed assets				
						gradbeni objekti in izboljšava zemljišč construction work and land improvement	stroji, oprema, prometna sredstva in gojena naravna sredstva machinery transport, other equipment and cultivated assets			
G TRGOVINA;VZDRŽ.IN POPRAVILA MOT.VOZIL	404902	267395	113299	24208	404902	229287	157022	18592	G WHOLESALE,RETAIL;REPAIR OFMOT.VEHICLES	
45 Trg.z mot.voz.in popravila mot.voz.	47424	18055	21162	8207	47424	20238	25111	2075	45 Wholesale,retail,repair of mot.vehicles	
46 Posredništvo in trg.db.,rz.z mot.voz.	117943	74687	37020	6236	117943	59357	53898	4689	46 Whsl.,exc.of mot.vehicles and motorcy.	
47 Trg.dr.,razen z motornimi vozili	239535	174652	55118	9765	239535	149692	78014	11829	47 Ret.,exc.of mot.vehicles and motorcycles	
H PROMET IN SKLADIŠČENJE	374789	210401	125847	38541	374789	155309	214075	5405	H TRANSPORTATION AND STORAGE	
49 Kopenski promet;cevvodni transport	183922	123126	35779	25017	183922	z	120984	z	49 Land transport,transport via pipelines	
50 Vodni promet	15686	12	15668	6	15686	z	z	z	50 Water transport	
51 Zračni promet	z	z	z	z	z	z	z	z	51 Air transport	
52 Skladiščenje in spremljaj.prometne dej.	147660	76689	64743	6229	147660	83834	61701	2126	52 Whse.and support act.for transportation	
53 Poštna in kurirska dej.	z	z	z	z	z	z	z	z	53 Postal and courier activities	
I GOSTINSTVO	134386	73378	58336	2672	134386	97487	34364	2534	I ACCOMMODATION AND FOOD SER.ACTIVITIES	
55 Gostinske nastanitvene dej.	126564	70609	54200	1755	126564	94484	29817	2263	55 Accommodation	
56 Dej.strežbe jedi in pijač	7822	2769	4136	917	7822	3003	4548	271	56 Food and beverage service activities	
J INFORMACIJSKE IN KOMUNIKACIJSKE DEJ.	244247	108252	128967	7028	244247	60680	139024	44543	J INFORMATION AND COMMUNICATION	
58 Založništvo	8776	4238	4435	104	8776	2635	2479	3662	58 Publishing activities	
59 Dej.v zvezi s filmi,video in zvočn.zap.	6800	374	5743	683	6800	z	z	1585	59 Motion pict.,video,TV.prd.,music.publ.	
60 Radijska in televizijska dej.	20072	16774	3219	79	20072	z	z	2788	60 Programming and broadcasting activities	
61 Telekomunikacijske dej.	172733	61981	105319	5433	172733	45348	101457	25928	61 Telecommunications	
62 Rač.programir.,svetovanje idr.pov.dej.	22398	15406	6294	698	22398	4273	14774	3351	62 Comp.progr.,consult.,rel.act.	
63 Dr.informacijske dejavnosti	13467	9480	3958	30	13467	z	z	7228	63 Information service activities	
K FINANČNE IN ZAVAROVALNIŠKE DEJ.	241309	116397	108888	16023	241309	72673	120989	47647	K FINANCIAL AND INSURANCE ACTIVITIES	
64 Dej.fin.stor.,rz.zavarov.in pok.skl.	218108	111970	91201	14937	218108	63290	114496	40321	64 Fin.ser.act.,exc.insur.,pension funding	
65 Dej.zav.,poz.in pok.skl.,rz.obv.soc.var.	21182	4007	16114	1061	21182	8911	5635	6637	65 Insur.,reins.,pen.fund.,exc.com.soc.sec.	
66 Pom.dej.za fin.in zavarov.stor.	2019	419	1574	26	2019	472	858	689	66 Act.aux.to fin.ser.,exc.insur.,pen.fund.	
L POSLOVANJE Z NEPREMIČNINAMI	69709	55026	6484	8200	69709	64398	4150	1162	L REAL ESTATE ACTIVITIES	
68 Poslovanje z nepremičninami	69709	55026	6484	8200	69709	64398	4150	1162	68 Real estate activities	
M STROKOVNE,ZNANSTVENE IN TEHNIČNE DEJ.	64863	36478	25901	2484	64863	18216	38005	8643	M PROFESSIONAL,SCIENTIFIC,TECHNICAL ACT.	
69 Pravne in računovodske dej.	2027	517	1424	86	2027	237	1760	30	69 Legal and accounting activities	
70 Dej.uprav.podjetij;podjet.in posl.svet.	15701	7481	7756	463	15701	7937	6260	1504	70 Act.of head offices;manag.consult.act.	
71 Arhit.in teh.projekt.,teh.preiz.,analiz.	19308	9782	8819	707	19308	6150	10169	2989	71 Arch.,engin.act.;tech.testing,analyses	
72 Znanstvena raziskovalna in razvojna dej.	22807	15211	6496	1100	22807	3142	15648	4017	72 Scientific research and development	
73 Oglaševanje in raziskovanje trga	1268	187	970	111	1268	z	z	68	73 Advertising and market research	
74 Dr.strokovne in tehnične dej.	2632	2305	311	17	2632	559	2045	29	74 Oth.professional,scientific,tech.act.	
75 Veterinarstvo	1121	995	126	0	1121	z	z	7	75 Veterinary activities	
N DRUGE RAZNOVRSTNE POSLOVNE DEJ.	20759	6494	9741	4525	20759	8587	8951	3221	N ADMINISTRATIVE AND SUPPORT SERVICE CT.	
77 Dajanje v najem in zakup	972	137	501	334	972	z	z	0	77 Rental and leasing activities	
78 Zaposlovalne dejavnosti	1083	722	327	34	1083	47	997	39	78 Employment activities	
79 Dej.potov.ag.,org.pot.in pov.dej.	3611	697	53	2861	3611	329	605	2677	79 Travel agency,tour operator and rel.act.	
80 Varovanje in proizvodvalne dej.	5078	1450	3357	271	5078	1020	3801	257	80 Security and investigation activities	
81 Dej.oskrbe stavb in okolice	8786	3029	4774	983	8786	6843	1900	43	81 Services to buildings and landscape act.	
82 Pisarniške in spremljaj.posl.stor.dej.	1230	459	728	43	1230	z	z	206	82 Office admin.,oth.business sup.act.	

z statistično zaupno / confidential

1) Zaradi zaokroževanja na 1000 EUR se vsota vrednosti v vrsticah oz. stolpcih v tabelah ne ujema povsem s skupno vrednostjo.
In some tables the total in the rows and columns does not correspond to the total value due to rounding to 1000 EUR.

Vir: SURS
Source: SORS



Tabela 3: Bruto investicije v nova osnovna sredstva¹⁾ v podjetjih, družbah in organizacijah po namenu vlaganj, skupinah osnovnih sredstev in po dejavnostih (SKD 2008), v katerih so bile ustvarjene investicije, načelo čistih dejavnosti, Slovenija, 2009 (nadaljevanje)Table 3: Gross investment¹⁾ of enterprises, companies and other organisations by purpose of investment, types of fixed assets and activities (SKD 2008) where investment was created, kind of activity (new fixed assets), Slovenia, 2009 (continued) 1000 EUR

Namen investicij	Skupaj Total	Namen vlaganj Purpose of investment				Skupine osnovnih sredstev Types of fixed asset				Namen investicij
		nove zmogljivi- vosti new capa- cities	rekon- strukcije, posodo- bitev, dogra- ditev enlarge- ment, reco- nstruc- tion, reno- vations	vzdrže- vanje na obstoječi ravnji main- tenance of existing capacities	skupaj total	opredmetena osnovna sredstva tangible fixed assets		neopred- metena osnovna sredstva intangible fixed assets		
						gradbeni objekti in izboljšava zemljišč construction work and land impro- vement	stroji, oprema, prometna sredstva in gojena naravna sredstva machinery transport, other equi- pment and cultivated assets			
O JAVNA UPRAVA IN OBRAMBA;OBV.SOC. VARNOST	755228	262378	477607	15243	755228	514688	194784	45755	O PUBLIC ADMIN,DEFENCE;COMPULSORY SOC.SEC.	
84 Dej.javne upr.in obram.;dej.obv.soc.varnosti	755228	262378	477607	15243	755228	514688	194784	45755	84 Public admin.,defence;compulsory soc.sec.	
P IZOBRAŽEVANJE	175075	61414	85090	28570	175075	111442	61219	2413	P EDUCATION	
85 Izobraževanje	175075	61414	85090	28570	175075	111442	61219	2413	85 Education	
Q ZDRAVSTVO IN SOCIALNO VARSTVO	279201	173640	71309	34252	279201	154404	118787	6010	Q HUMAN HEALTH AND SOCIAL WORK ACTIVITIES	
86 Zdravstvo	215277	144008	43330	27938	215277	104881	105140	5256	86 Human health activities	
87 Socialno varstvo z nastanitvijo	51785	21525	24398	5862	51785	39717	11444	625	87 Residential care activities	
88 Socialno varstvo brez nastanitve	12139	8107	3581	451	12139	9806	2204	129	88 Social work act.without accommodation	
R KULTURNE,RAZVEDRILNE IN REKREAC.DEJ.	69408	17453	41538	10417	69408	26486	38715	4207	R ARTS,ENTERTAINMENT AND RECREATION	
90 Kulturne in razvedrilne dej.	6212	294	4980	938	6212	4659	1446	107	90 Creative,arts and entertainment act.	
91 Dej.knjižnic,arhivov,muzej.idr.kult.dej.	17551	5416	8394	3741	17551	7294	8564	1693	91 Libraries,archives,museums,oth.cul.act.	
92 Prirejanje iger na srečo	36232	9537	24600	2095	36232	7751	26209	2272	92 Gambling and betting activities	
93 Športne idr.dej.za prosti čas	9413	2206	3564	3643	9413	6782	2496	135	93 Sports,amusement and recreation act.	
S DRUGE DEJAVNOSTI	12300	7079	3606	1615	12300	8186	3431	683	S OTHER SERVICE ACTIVITIES	
94 Dej.članskih organizacij	5669	4282	888	499	5669	z	761	z	94 Activities of membership organisations	
95 Popravila rač.in izd.za široko rabo	337	60	271	5	337	z	262	z	95 Repair of comp.,personal,household goods	
96 Dr.storitvene dej.	6294	2737	2446	1111	6294	z	2408	z	96 Oth.personal service activities	

z statistično zaupno / confidential

1) Zaradi zaokroževanja na 1000 EUR se vsota vrednosti v vrsticah oz. stolpcih v tabelah ne ujema povsem s skupno vrednostjo.
In some tables the total in the rows and columns does not correspond to the total value due to rounding to 1000 EUR.Vir: SURS
Source: SORS**STATISTIČNA IN DRUGA ZNAMENJA**

z statistično zaupno

, decimalna vejica

1) izpostavno znamenje za opombo

STATISTICAL AND OTHER SIGNS

z confidential

, decimal point (in tables, charts)

1) footnote

METODOLOŠKA POJASNILA**Namen statističnega raziskovanja**

Na podlagi statističnega raziskovanja o investicijah v osnovna sredstva zbiramo podatke o dejanskih bruto investicijah v osnovna sredstva in njihovih virih pri neposrednih investitorjih, to je družbah, podjetjih in organizacijah. Ocena bruto investicij (bruto investicije v osnovna sredstva, spremembe zalog in vrednostni predmeti) je ena od postavk (poleg končne potrošnje in salda menjave s tujino) za izračun bruto domačega proizvoda po izdatkovni metodi, podatki pa se uporabljajo tudi za spremljanje investicijske dejavnosti v statistiki o poslovanju podjetij (strukturna statistika podjetij).

METHODOLOGICAL EXPLANATIONS**Purpose of the statistical survey**

With the statistical survey on gross investments we collect data on actual gross investments and payment for them from direct investors, i.e. companies, enterprises and organisations. The estimate of gross capital formation (gross investments, changes in stocks and valuables) is one of the items (beside final consumption and external trade balance) for the calculation of the gross domestic product according to the expenditure approach. The data are also used for monitoring of investments in structural business statistics.



Enote opazovanja

Enote statističnega opazovanja so družbe, podjetja in organizacije, ki so registrirani za opravljanje dejavnosti na ozemlju Republike Slovenije.

Vir

Vir podatkov o bruto investicijah je Letno statistično raziskovanje o investicijah v osnovna sredstva (vprašalnik INV-1).

Zajetje

V raziskovanje o investicijah za leta 2007, 2008 in 2009 smo zajeli vse tiste poročevalske enote, ki so imele vsaj 20 zaposlenih (tj. 20 in več). Njihova odzivnost je bila v letu 2007 91-odstotna, v letu 2008 92-odstotna, in v letu 2009 93-odstotna. Manjkajoče odgovore (neodgovore) pa smo preračunali na celotno populacijo z razmernostno cenilko, in sicer tako, da smo uporabili bazo podatkov o davku na dodano vrednost Davčne uprave Republike Slovenije oz. število zaposlenih.

Način zbiranja podatkov

Podatke zbiramo z vprašalnikom INV-1 pri družbah, podjetjih in organizacijah, ki so nam dolžni sporočiti zahtevane podatke na podlagi Zakona o državni statistiki (Uradni list RS, št. 45/95 in 9/01), in sicer vnesejo v vprašalnik podatke za preteklo leto.

Prikaz podatkov

Podatke o investicijah prikazujemo v tabeli po posameznih skupinah osnovnih sredstev po metodologiji Evropski sistem računov, 1995 (ESR 1995), in sicer podatke o nakupih novih in rabljenih osnovnih sredstev ter o njihovih prodajah. Poročevalske enote, ki nam sporočajo podatke o investicijah, lahko svoja obstoječa osnovna sredstva (npr. avtomobil) prodajo drugi pravni osebi ali tudi gospodinjstvom kot trajno dobrino (ta s tem izgubi funkcijo osnovnega sredstva). Tako so vrednosti prodaj v določenih postavkah večje od vrednosti nakupov rabljenih osnovnih sredstev, zato prikaz investicij na ta način po posameznih dejavnostih ni smiseln.

Podatki so urejeni po dveh načelih:

- po organizacijskem načelu: podatki so razvrščeni po pretežni dejavnosti investitorja (ta je določena z vpisom v Statistični poslovni register, ki ga vodi Statistični urad Republike Slovenije) in teritorialno (po sedežu investitorja);
- po načelu čistih dejavnosti: podatki so urejeni po dejavnostih enot v sestavi v okviru organizacij, ki so jim investicije namenjene, teritorialno pa po lokaciji objekta.

Definicije

Vrednost investicij v osnovna sredstva obsega:

- nakupe osnovnih sredstev v tekočem oz. poročevalskem letu;
- posodobitve, rekonstrukcije in prenove že obstoječih osnovnih sredstev;
- lastno izgradnjo in pridobitev (brez plačila) osnovnih sredstev;
- nabavno vrednost osnovnih sredstev v finančnem najemu (lizing);
- naložbeno nepremičnino, če je razvidno, da bo ta prinašala gospodarske koristi v obliki najemnin oz. povečanje vrednosti, in če je njeno nabavno vrednost mogoče izmeriti.

Osnovna sredstva (nova in rabljena) se vrednotijo po nabavni vrednosti; ta sestoji iz nakupne cene, povečane za morebitne davke (npr. DDV), stroške prevzema in druge neposredne stroške (npr. stroški transporta, montaže ipd.).

Osnovna sredstva

To so **proizvedena sredstva**, ki se uporabljajo v proizvodnem postopku več kot eno leto, in sicer ponavljajoče oz. nepretrgoma.

Observation units

Observation units are companies, enterprises and organisations registered for performing their activities in the Republic of Slovenia.

Source

The source of data on gross capital formation is the Annual Statistical Survey on Gross Investments (INV-1 questionnaire).

Coverage

Data on gross investment for 2007, 2008 and 2009 were collected from all reporting units with 20 or more employees. Their response rate was 91% in 2007 and 92% in 2008 and in 2009 93%. In case of non-response, we performed recalculation to the total population with the ratio estimator, using the value added tax database of the Tax Authority or the number of employees.

Method of data collection

Data on gross investment are collected with the INV-1 questionnaire, which has to be completed by companies, enterprises and organisations with data for the previous year on the basis of the National Statistics Act (OJ RS, No. 45/95 and 9/01).

Data presentation

Tables show gross investment by individual groups of fixed assets according to the European System of Accounts 1995 (ESA95) methodology, i.e. purchase and sale of new and existing assets. Units reporting on capital formation can sell their fixed assets not only to other legal persons but also to households as durable goods, e.g. cars, which thus lose the function of a fixed asset. Thus in individual items sale exceeds purchase of existing fixed assets, so it is not reasonable to present capital formation in this way by individual activities.

Data in tables are shown according to two principles:

- organisational principle: data are classified by the predominant activity of the investor, which is defined with registration into the Statistical Business Register kept by the Statistical Office of the Republic of Slovenia, and territorially by the location of the investor,
- kind of activity principle: data are classified by activities of constituent units of organisations for which capital formation is in fact intended and territorially by the location of the facility.

Definitions

Value of gross investment is:

- purchase of fixed assets in the current or reporting year;
- modernisation, reconstruction and renovation of existing fixed assets;
- own formation of fixed assets and gratis fixed assets;
- purchase value of fixed assets in financial leasing;
- real estate as an investment asset if it contributes to economic benefits in the sum of rents or it expresses the enlargement of the value; and if it is possible to measure the purchase value.

Fixed assets (new and existing) are valued at purchase value, which is composed of purchase price plus eventual taxes (e.g. VAT), costs of delivery and other direct costs (e.g. transport, assembly, etc.).

Fixed assets

are **produced assets** that are used continuously in the production process for more than a year.



Osnovna sredstva se v skladu z ESR 1995 in slovenskimi računskimi standardi delijo v dve veliki skupini:

- **opredmetena osnovna sredstva** (gradbeni objekti – stanovanjske in nestanovanjske stavbe ter gradbeni inženirski objekti – in izboljšava zemljišč; stroji, oprema in prometna sredstva ter gojena naravna sredstva oz. večletni nasadi in osnovna čreda) in
- **neopredmetena osnovna sredstva** (študije, projekti in raziskovalna dela; programska oprema; zabava in izvirniki oz. originali na področju filma, glasbe ipd.).

Nakupov zemljišč od leta 1996 ne štejemo več za investicijo v osnovna sredstva.

V vrednosti **gradbenih del** upoštevamo tudi vrednost opreme, ki je vgrajena v gradbene objekte, v vrednost **opreme** pa so zajeti tudi stroški montaže, transporta in zavarovanja.

Viri za financiranje investicij

To so vsi viri oz. izdatki, ki so potrebni za financiranje investicij v nova in rabljena osnovna sredstva in se lahko pridobijo: iz lastnih sredstev (tudi realizacija v lastni režiji), iz združenih sredstev, iz finančnih sredstev (kreditni in finančni najem), iz sredstev posebnih namenskih skladov iz Slovenije in Evropske unije ter pridobitev osnovnih sredstev brez nadomestil oz. brezplačno.

Bruto investicije v nove zmogljivosti so vlaganja za ustanavljanje novih samostojnih podjetij, organizacij in obratov ter graditev prometnih poti, ki jih prej ni bilo ali pa so imele drugačen namen kot na novo zgrajene.

Bruto investicije za razširitev, rekonstrukcijo in posodobitev so vlaganja v obstoječe zmogljivosti zaradi povečanega obsega proizvodnje ali storitev ali zaradi spremembe tehnologije in tehnike proizvodnje; zajemajo tudi preureditev že obstoječih objektov, opreme in naprav ter tudi graditev ali nabavo novih osnovnih sredstev v sklopu že obstoječe organizacijsko samostojne delovne enote.

Bruto investicije za vzdrževanje obstoječih zmogljivosti na enaki ravni so vlaganja zaradi zamenjave, intenzifikacije in racionalizacije proizvodnje, ne da bi širili razpoložljive zmogljivosti ali bistveno spreminjali sedanjo tehnologijo ali tehniko proizvodnje.

Objavljanje rezultatov

Letno:

Bruto investicije v osnovna sredstva. *Prva objava*

Podatkovni portal SI-STAT (<http://www.stat.si>)

Bruto investicije v osnovna sredstva. *Statistične informacije*

Statistični letopis Republike Slovenije

In accordance with ESA-95 and Slovenian accounting standards, fixed assets are divided into two large groups – i.e. tangible and intangible fixed assets:

- **tangible fixed assets** include construction work, land improvement, machinery, transport and other equipment, orchard development and breeding stock, whereas
- **intangible fixed assets** include studies, projects and research work; software and entertainment and originals in the field of literature, film, music, etc.

Since 1996 purchase of land has not been part of fixed capital formation.

Construction work also includes the value of equipment built in the buildings. The value of **equipment** includes costs of assembly, transport and insurance.

Sources of financing capital formation

These are all sources or expenditure necessary for financing fixed capital formation for new and existing fixed assets. They are divided into own financial assets, joint assets, financial credits, assets of funds from Slovenia and the European Union and acquisition without compensation.

Gross investment in new capacities is investment in creating new enterprises, organisations and units; construction of roads, etc., which previously did not exist or their purpose has been changed.

Gross investment for enlargement, reconstruction and renovation is investment in existing capacities because of increased volume of production or services, or because of the change of technology. It also covers reorganisation of existing buildings and equipment, and construction or purchase of new fixed assets within the scope of an existing organisationally independent unit.

Gross investment for maintenance of existing capacities at the same level is investment due to replacement, intensification and rationalisation of production, but without expanding the existing capacities or fundamentally changing the present technology.

Data publishing

Annually:

Gross investment. *First Release*

SI-STAT Database (<http://www.stat.si>)

Gross investment. *Rapid Reports*

Statistical Yearbook of the Republic of Slovenia



Avtorica Božidara Benedik

Author Božidara Benedik

Publikacija je na voljo na spletnem naslovu www.stat.si/pub.asp
Informacije daje Informacijsko središče:
tel. (01) 241 51 04
elektronska pošta info.stat@gov.si

The publication is available at www.stat.si/eng/pub.asp
Information: Information Centre
phone: + 386 1 241 51 04
e-mail: info.stat@gov.si

KAKO DO STATISTIČNIH PODATKOV IN INFORMACIJ?**➤ na spletnih straneh Statističnega urada**

www.stat.si

➤ po pošti, telefonu, telefaksu ali elektronsko

naslov: Statistični urad Republike Slovenije

Vožarski pot 12, 1000 Ljubljana, Slovenija

telefon: (01) 241 51 04

faks: (01) 241 53 44

telefonski odzivnik: (01) 475 65 55

e-naslov: info.stat@gov.si

➤ z naročilom statističnih publikacij

naslov: Statistični urad Republike Slovenije

Vožarski pot 12, 1000 Ljubljana, Slovenija

telefon: (01) 241 52 84

faks: (01) 241 53 44

e-naslov: prodaja.surs@gov.si

➤ z obiskom v Informacijskem središču

poslovni čas: od ponedeljka do četrтка od 9.00 do 15.30

petek od 9.00 do 14.30

HOW TO OBTAIN STATISTICAL DATA AND INFORMATION?**➤ on Statistical Office's web pages**

www.stat.si

➤ via mail, phone, fax and e-mail

address: Statistical Office of the Republic of Slovenia

Vožarski pot 12, 1000 Ljubljana, Slovenia

phone: +386 1 241 51 04

fax: +386 1 241 53 44

answering machine: +386 1 475 65 55

e-mail: info.stat@gov.si

➤ by ordering statistical publications

address: Statistical Office of the Republic of Slovenia

Vožarski pot 12, 1000 Ljubljana, Slovenia

phone: +386 1 241 52 84

fax: +386 1 241 53 44

e-mail: prodaja.surs@gov.si

➤ by visiting the Information Centre

office hours: Monday to Thursday from 9.00 to 15.30

Friday from 9.00 to 14.30

