



21 GOSTINSTVO IN TURIZEM
HOTELS AND RESTAURANTS, TOURISM

št./No 22

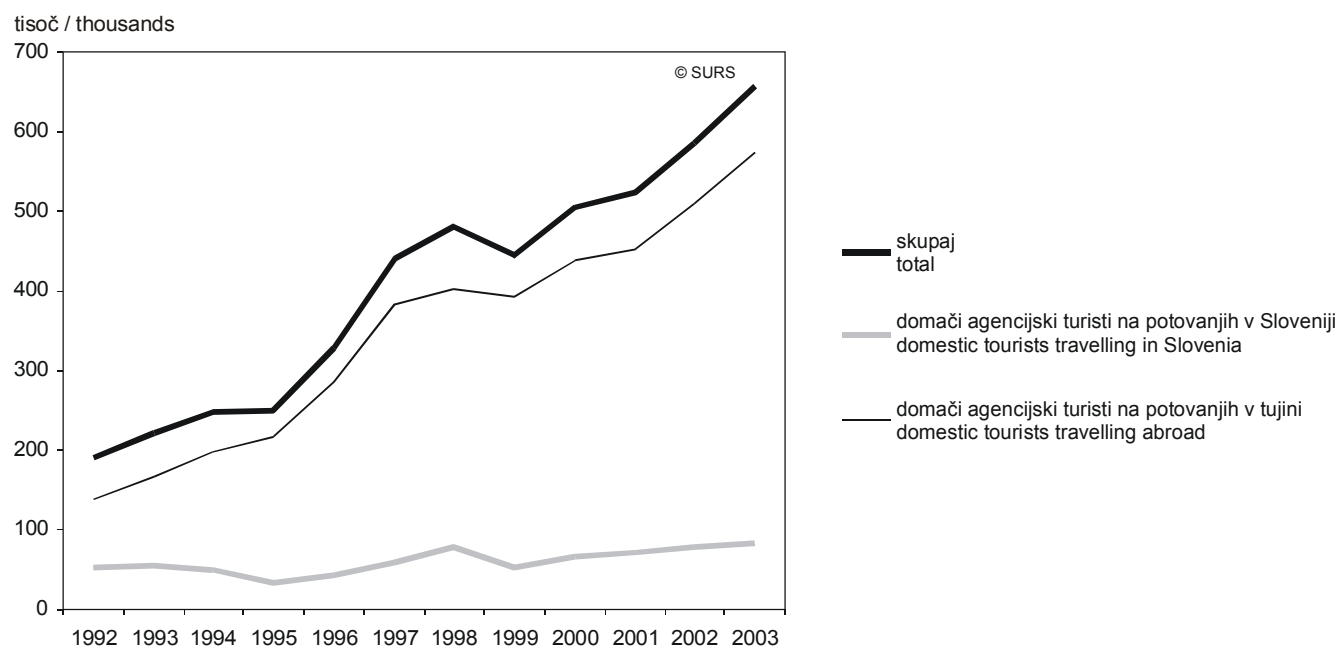
SLOVENSKE POTOVALNE AGENCIJE, SLOVENIJA, 2003

SLOVENIAN TRAVEL AGENCIES, SLOVENIA, 2003

- ▶ V letu 2003 se je z organiziranjem izletov, potovanj domačih turistov po domovini in tujini ter z organizacijo potovanj tujih turistov, ki obiščejo Slovenijo, ukvarjalo 261 slovenskih potovalnih agencij.
- ▶ Enodnevnih izletov se je v tem letu udeležilo 221 363 domačih izletnikov, od tega jih je odšlo 126 112 na izlet po Sloveniji, 95 251 v tujino.
- ▶ Potovalne agencije so v letu 2003 organizirale tudi potovanja z najmanj eno prenočitvijo za 656 252 domačih turistov. Od teh so 83 004 bivali v Sloveniji, 573 248 pa jih je bivalo v tujini. Najpogostejši cilj potovanj v tujino (44 % turistov) je bila Hrvaška.
- ▶ Med organiziranimi potovanji z najmanj eno prenočitvijo je bilo v letu 2003 6,5 % smučarskih potovanj: 11 409 slovenskih turistov je bilo doma, ostali so se odločili za tujino.
- ▶ Slovenske potovalne agencije so v letu 2003 organizirale tudi potovanja 183 953 tujim turistom; ti so v Sloveniji povprečno prenočevali 5,9-krat.
- ▶ In 2003, 261 travel agencies were engaged in organizing trips and travels of domestic tourists in Slovenia and abroad and travel of foreign tourists in Slovenia.
- ▶ In 2003 among 221,636 domestic visitors on same-day trips, 126,112 were organized in Slovenia and 95,251 abroad.
- ▶ Travel agencies also organized travels with at least one night spent for 656,252 domestic tourists: 83,004 tourists traveled in Slovenia and 573,248 abroad - most of them (44% tourists) in Croatia.
- ▶ In 2003, 6.5% of organized travels with at least one night spent were skiing holidays: 11,409 Slovenian tourists were at home, the rest were abroad.
- ▶ In 2003 Slovenian travel agencies offered their services also to 183,953 foreign tourists by organizing their traveling in Slovenia. Foreign tourists spent in Slovenia 5.9 nights on average.

Slika 1: Domači turisti na potovanjih z najmanj eno prenočitvijo v Sloveniji in v tujini v organizaciji slovenskih potovalnih agencij, Slovenija, 1992-2003

Chart 1: Domestic tourists travelling with at least one night spent in Slovenia and abroad through Slovenian travel agencies, Slovenia, 1992-2003



Slika 2: Prenočitve domačih turistov na potovanjih z najmanj eno prenočitvijo v Sloveniji in v tujini v organizaciji slovenskih potovalnih agencij, Slovenija, 1992-2003

Chart 2: Overnight stays of domestic tourists travelling in Slovenia and abroad through at least one night stay Slovenian travel agencies, Slovenia, 1992 - 2003

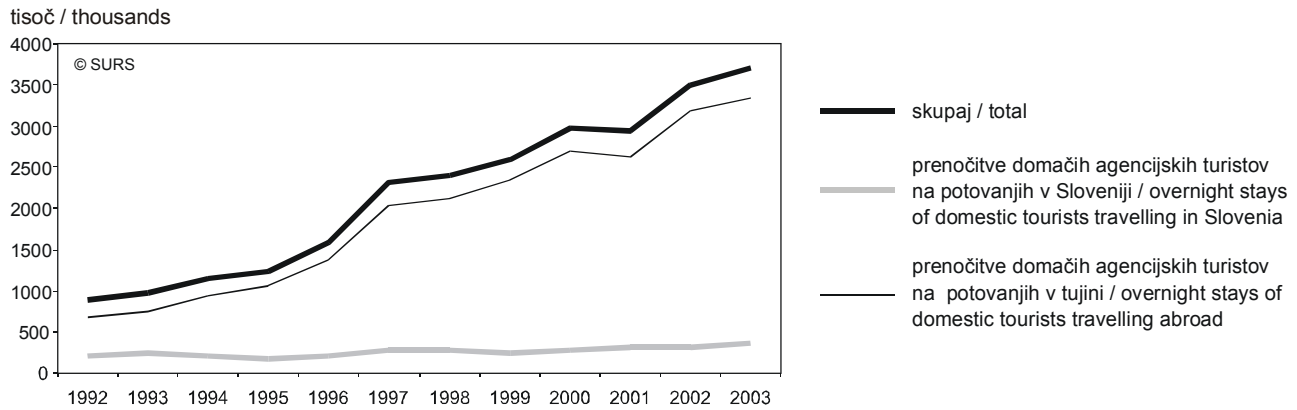
**Slika 3: Domači turisti po državah, kamor so potovali v organizaciji slovenskih potovalnih agencij, Slovenija, 2003**

Chart 3: Domestic tourists travelling through Slovenian travel agencies by countries of destination, Slovenia, 2003

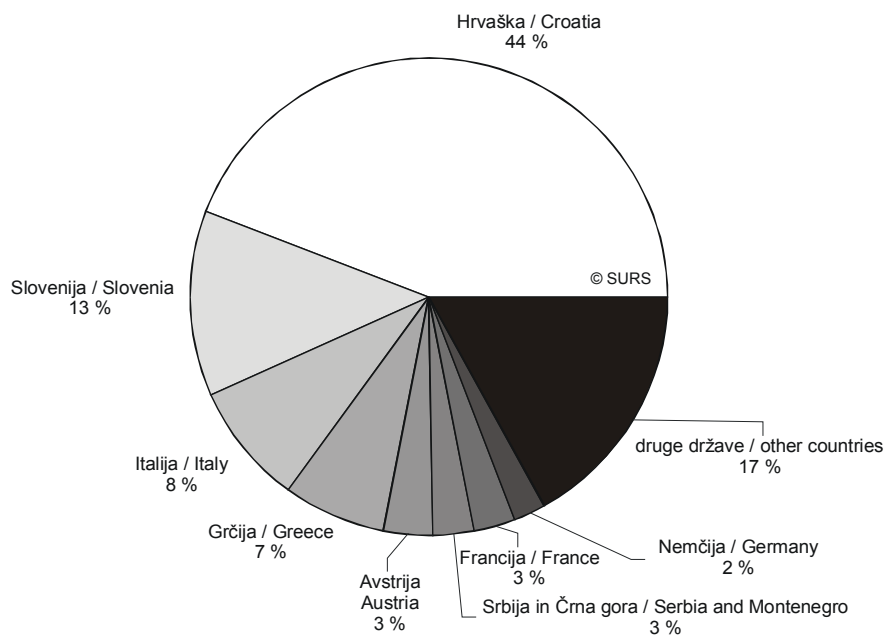
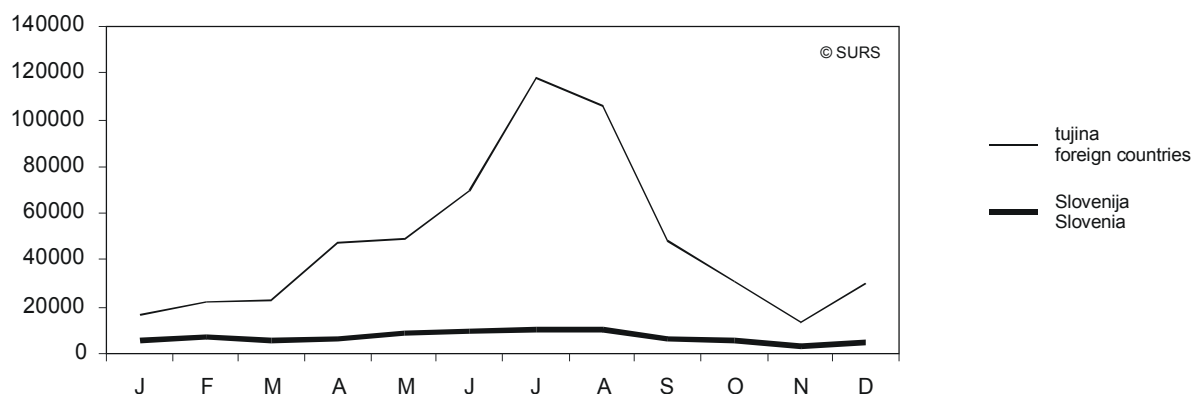
**Slika 4: Domači turisti, ki so jim potovanja z najmanj eno prenočitvijo organizirale slovenske potovalne agencije, po mesecih, Slovenija 2003**

Chart 4: Travels with at least one night spent of domestic tourists in organisation of Slovenian travel agencies by months, Slovenia, 2003



1. Potovanja domačih turistov v organizaciji slovenskih potovalnih agencij, Slovenija, 2003

Travelling of domestic tourists organised by Slovenian travel agencies, Slovenia, 2003

1.1 Domači turisti, ki so jim potovanja z najmanj eno prenočitvijo organizirale slovenske potovalne agencije, in njihove prenočitve po državah, kamor so potovali, Slovenija, 2003

Domestic tourists whose trips at least one night spent were organised by Slovenian travel agencies and their overnight stays by countries of destination, Slovenia, 2003

Države in druga ozemlja, kamor so potovali	Potovanja z najmanj ENO prenočitvijo Travels with at least ONE night spent		Countries and other territories where Slovenian tourists traveled
	turisti tourists	prenočitve overnight stays	
Skupaj	656252	3702169	Total
Slovenija	83004	358220	Slovenia
Tujina	573248	3343949	Foreign countries
Avstrija	20860	79315	Austria
Belgija	454	1939	Belgium
Češka republika	9925	23709	Czech Republik
Hrvaška	289597	1813140	Croatia
Srbija in Črna gora	19751	98807	Serbia and Montenegro
Francija	16800	80661	France
Grčija	45893	329052	Greece
Italija ¹⁾	54027	223416	Italy ¹⁾
Madžarska	7975	17719	Hungary
Makedonija	262	1020	Macedonia
Malta	3429	37609	Malta
Nemčija	15007	36277	Germany
Nizozemska	3414	14903	Netherlands
Nordijske države ²⁾	3240	19346	Nordic countries ²⁾
Poljska	1367	4389	Poland
Portugalska	1078	6626	Portugal
Ruska federacija	370	2073	Russian Federation
Španija - kopni del ³⁾	12742	65111	Spain - mainland ³⁾
- Baleari	1101	8961	Balearic Islands
- Kanarski otoki	1601	13724	Canary Islands
Švica	3178	9241	Switzerland
Velika Britanija	6872	35226	United Kingdom
Druge evropske države ⁴⁾	11922	58836	Other European countries ⁴⁾
Egipt	11387	84964	Egypt
Maroko	399	2804	Morocco
Tunizija	9530	77242	Tunisia
Kenija	247	3272	Kenya
Sejšeli in Mauritius	292	2829	Seychelles and Mauritius
Južna Afrika	236	2490	South Africa
Druge afriške države	267	1393	Other African countries
Združene države Amerike	1876	17685	United States
Kanada	250	1068	Canada
Mehika	525	5418	Mexico
Druge države Srednje Amerike in Karibov ⁵⁾	2382	28621	Other Central American and Caribbean countries ⁵⁾
Države Južne Amerike	992	11552	South American countries
Ciper	279	2388	Cyprus
Izrael	624	4287	Israel
Turčija	10277	79138	Turkey
Indija in Nepal	309	2882	India and Nepal
Šrilanka in Maldivi	689	7379	Sri Lanka and Maldives

1) Vključno s San Marinom in z Vatikansko mestno državo.
San Marino and Vatican included.

2) Nordijske države: Danska, Finska, Islandija, Norveška, Švedska.
Nordic countries: Denmark, Finland, Iceland, Norway, Sweden.

3) Vključno z Andoro in Gibraltarjem.
Andorra and Gibraltar are included.

4) Druge evropske države: Albanija, Belorusija, Bolgarija, Bosna in Hercegovina, Estonija, Irska, Latvija, Lihtenštajn, Litva, Luksemburg, Moldavija, Monako, Romunija, Slovaška, Ukrajina.
Other European countries: Albania, Belarus, Bulgaria, Bosnia and Herzegovina, Estonia, Ireland, Latvia, Liechtenstein, Lithuania, Luxembourg, Moldova, Monaco, Romania, Slovakia, Ukraine.

5) Države srednje Amerike (razen Mehike): Belize, Gvatemala, Honduras, Kostarika, Nikaragva, Salvador, Panama. Central American countries (except Mexico): Belize, Guatemala, Honduras, Costa Rica, Nicaragua, El Salvador, Panama. Karibi: Angvila, Antigua in Barbuda, Aruba, Bahami, Barbados, Deviški otoki (VB), Deviški otoki (ZDA) Dominika, Dominikanska republika, Guadelupe, Grenada, Haiti, Jamajka, Kajmanski otoki, Kuba, Martinik, Montserrat, Nizozemski Antili, Otoki Turks in Caicos, Portoriko, Saint Kitts in Nevis, Saint Lucia, Saint Vincent in Grenadine, Trinidad in Tobago.
Caribbean: Anguilla, Antigua and Barbuda, Aruba, Bahamas, Barbados, Virgin Islands (British), Virgin Islands (U.S.), Dominica, Dominican Republic, Guadelupe, Grenada, Haiti, Jamaica, Cayman Islands, Cuba, Martinique, Montserrat, Dutch Antilles, Turks and Caicos Islands, Puerto Rico, Saint Kitts and Nevis, Saint Lucia, Saint Vincent and the Grenadines, Trinidad and Tobago.

1.1 Domači turisti, ki so jim potovanja z najmanj eno prenočitvijo organizirale slovenske potovalne agencije, in njihove prenočitve po državah, kamor so potovali, Slovenija, 2003 (nadaljevanje)

Domestic tourists whose trips at least one night spent were organised by Slovenian travel agencies and their overnight stays by countries of destination, Slovenia, 2003 (continued)

Države in druga ozemlja, kamor so potovali	Potovanja z najmanj ENO prenočitvijo Travels with at least ONE night spent		Countries and other territories where Slovenian tourists traveled
	turisti tourists	prenočitve overnight stays	
Japonska	36	220	Japan
Kitajska	209	2007	China
Tajska	291	4356	Thailand
Avstralija in Nova Zelandija	841	13669	Australia and New Zealand
Druge države in ozemlja JV Azije in Oceanije ⁶⁾	167	2907	Other countries and territories in SE Asia and Oceania ⁶⁾
Druge azijske države	278	4278	Other Asian countries

- 6) Druge države in ozemlja JV Azije in Oceanije (razen že navedenih): Brunej, Fidži, Filipini, Francoska Polinezija, Indonezija, Kambodža, Kiribati, Laos, Malezija, Marshallovi otoki, Mikronezija, Mjanmar, Nauru, Palau, Papua Nova Gvineja, Salomonovi otoki, Severni Marianski otoki, Singapur, Tajvan, Tonga, Tuvalu, Vanuatu, Vietnam.
Other countries and territories in SE Asia and Oceania (except those already stated): Brunei, Fiji, Philippines, French Polynesia, Indonesia, Cambodia, Kiribati, Lao People's Democratic Republic, Malaysia, Marshall Islands, Micronesia, Myanmar, Nauru, Palau, Papua New Guinea, Solomon Islands, Northern Mariana Islands, Taiwan, Tonga, Tuvalu, Vanuatu, Viet Nam.
- 7) Druge države in ozemlja JV Azije in Oceanije (razen že navedenih): Brunej, Fidži, Filipini, Francoska Polinezija, Indonezija, Kambodža, Kiribati, Laos, Malezija, Marshallovi otoki, Mikronezija, Mjanmar, Nauru, Palau, Papua Nova Gvineja, Reunion, Salomonovi otoki, Severni Marianski otoki, Singapur, Tajvan, Tonga, Tuvalu, Vanuatu, Vietnam.
Other countries and territories in SE Asia and Oceania (except those already stated): Brunei, Fiji, Philippines, French Polynesia, Indonesia, Cambodia, Kiribati, Lao People's Democratic Republic, Malaysia, Marshall Islands, Micronesia, Myanmar, Nauru, Palau, Papua New Guinea, Reunion, Solomon Islands, Northern Mariana Islands, Taiwan, Tonga, Tuvalu, Vanuatu, Viet Nam.

1.2 Domači turisti, ki so jim potovanja z najmanj eno prenočitvijo organizirale slovenske potovalne agencije, po mesecih, Slovenija, 2003

Domestic tourists whose trips at least one night spent were organised by Slovenian travel agencies by months, Slovenia, 2003

	Število turistov po mesecih / Number of tourists by months			
	skupaj / total	Slovenija / Slovenia	tujina / foreign countries	
Skupaj	656252	83004	573248	Total
Januar	21956	5412	16544	January
Februar	29134	7163	21971	February
Marec	28066	5220	22846	March
April	53790	6706	47084	April
Maj	58269	8865	49404	May
Junij	78770	9358	69412	June
Julij	127982	9919	118063	July
Avgust	116299	10655	105644	August
September	55301	6705	48596	September
Oktober	35923	5318	30605	October
November	16106	3018	13088	November
December	34656	4665	29991	December

1.3 Domači izletniki na enodnevni izletih v organizaciji slovenskih potovalnih agencij, Slovenija, 2003

Domestic same-day visitors on trips organised by Slovenian travel agencies, Slovenia, 2003

Države, kamor so potovali	Izletniki Same-day visitors	Countries of destination
Skupaj	221363	Total
Slovenija	126112	Slovenia
Tujina - skupaj	95251	Foreign countries - total
Avstrija	22997	Austria
Češka republika	224	Czech Republic
Hrvaška	17476	Croatia
Srbija in Črna gora	222	Serbia and Montenegro
Italija ¹⁾	42818	Italy ¹⁾
Madžarska	5994	Hungary
Nemčija	4890	Germany
Švica	33	Switzerland
Druge evropske države ²⁾	597	Other European countries ²⁾

1) Vključno s San Marinom in z Vatikansko mestno državo.
San Marino and Vatican included.

1.4 Domači turisti na smučanju z najmanj eno prenočitvijo v organizaciji slovenskih potovalnih agencij, Slovenija, 2000 - 2003
Domestic tourists on skiing with at least one night spent organised by Slovenian travel agencies, Slovenia, 2000 - 2003

Leto Year	Skupaj Total	V Sloveniji In Slovenia	V tujini Abroad
2000	36897	11147	25750
2001	51050	19391	31659
2002	43737	12725	31012
2003	42391	11409	30982

2. Potovanja tujih turistov v organizaciji slovenskih potovalnih agencij in njihove prenočitve po državah, iz katerih so pripotovali, Slovenija, 2003

Travelling of foreign tourists organised by Slovenian travel agencies, Slovenia, 2003

2.1 Tuji turisti, ki so jim potovanja organizirale slovenske potovalne agencije, in njihove prenočitve po državah iz katerih so pripotovali, Slovenija, 2003

Foreign tourists whose trips were organised by Slovenian travel agencies and their overnight stays by countries of origin, Slovenia, 2003

Država, od koder so pripotovali	Turisti / Tourists	Prenočitve / Overnight stays	Country of origin
Skupaj	183953	1086447	Total
Avstrija	29379	171480	Austria
Baltiške države ¹⁾	336	999	Baltic countries ¹⁾
Belgija	4855	26614	Belgium
Belorusija	13	58	Belarus
Bolgarija	257	905	Bulgaria
Bosna in Hercegovina	318	1009	Bosnia and Herzegovina
Češka republika	1092	4350	Czech Republic
Danska	772	4579	Denmark
Finska	641	2275	Finland
Francija	6450	35011	France
Grčija	335	1948	Greece
Hrvaška	4003	38874	Croatia
Irska	2765	18783	Ireland
Islandija	57	420	Iceland
Italija	26054	113204	Italy
Luksemburg	117	509	Luxembourg
Madžarska	6776	39498	Hungary
Makedonija	75	319	Macedonia
Nemčija	42905	244229	Germany
Nizozemska	6817	42562	Netherlands
Norveška	680	3000	Norway
Poljska	1084	4492	Poland
Portugalska	96	602	Portugal
Romunija	473	3067	Romania
Ruska federacija	3565	28422	Russian Federation
Slovaška	451	4306	Slovakia
Srbija in Črna gora	532	3184	Serbia and Montenegro
Španija	1927	10136	Spain
Švedska	1330	5384	Sweden
Švica	985	5790	Switzerland
Ukrajina	337	1437	Ukraine
Velika Britanija	23458	207207	United Kingdom
Druge evropske države ²⁾	587	3909	Other European countries ²⁾
Afriške države	113	998	African countries
Kanada	281	1085	Canada
ZDA	1940	9549	USA
Države Srednje in Južne Amerike	343	2660	Central and South American countries
Turčija	551	2224	Turkey
Izrael	9366	34019	Israel
Japonska	973	3549	Japan
Druge azijske države	127	985	Other Asean countries
Avstralija	668	2560	Australia
Nova Zelandija	46	136	New Zealand
Druge države Oceanije	23	120	Other countries of Oceania

1) Baltiške države: Estonija, Latvija, Litva.
Baltic countries: Estonia, Latvia, Lithuania.

2) Druge evropske države: Albanija, Andora, Gibraltar, Lihtenštajn, Malta, Moldavija, Monako, San Marino, Vatikanska mestna država.
Other European countries: Albania, Andorra, Gibraltar, Liechtenstein, Malta, Moldova, Monaco, San Marino, Vatican.

METODOLOŠKA POJASNILA**Namen statističnega raziskovanja**

je spremljanje dejavnosti potovalnih agencij.

Enote opazovanja

so poslovni subjekti, ki opravljajo dejavnost potovalnih agencij.

Vir

Vir tu prikazanih podatkov so rezultati raziskovanja z naslovom Letno poročilo o delu potovalnih agencij na podlagi Zakona o državni statistiki (Ur. L. RS št. 45/95 in št. 9/01) in Letnega programa statističnih raziskovanj za leto 2004 (Ur. l. RS št. 7/04). Raziskovanje je letno. Podatke zanj pridobimo na osnovi obrazca TU - AGEN; Izpolnijo ga poslovni subjekti in njihove podružnice, ki opravljajo storitve potovalnih agencij v smislu organizacije potovanj. Ne poročajo pa tisti (turistični agenti), katerih dejavnost je izključno posredovanje turističnih potovanj domačih organizatorjev. Poroča se o organizaciji potovanj za domače turiste po domovini in po drugih državah ter o tujem turističnem prometu (z delitvijo po državah, od koder so tuji turisti pripotovali).

Zajetje

Raziskovanje temelji na popolnem zajetju. Za izdelavo seznama poročevalskih enot uporabimo Register izdanih licenc za opravljanje dejavnosti organiziranja in prodaje turističnih potovanj, ki ga vodi Gospodarska zbornica Slovenije. Osnova je tudi izpis poslovnih subjektov iz Poslovnega registra Slovenije, ki so po svoji osnovni dejavnosti ali po dejavnosti vsaj ene od svojih podružnic uvrščene v podrazred 63.300 SKD "Dejavnost potovalnih agencij in organizatorjev potovanj in s turizmom povezane dejavnosti". Izpis je zelo obsežen, iz raziskovanj v prejšnjih letih pa nam je znano, da se veliko teh subjektov ne ukvarja z dejavnostjo, ki jo spremljamo z obrazcem TU- AGEN, zato le-te iz raziskovanja za naslednje leto izločimo. Pri pripravljanju seznama poročevalskih enot uporabimo tudi seznam gospodarskih družb, ki so v predhodnem letu Agenciji RS za plačilni promet poslale zaključne račune in so bile glede na svojo glavno dejavnost uvrščene v podrazred 63.300 SKD. Seznam dopolnimo še s potovalnimi agencijami, za katere izvemo iz propagandnih obvestil v sredstvih javnega obveščanja, pa v naših seznamih še niso bile zajete. Gre za potovalne agencije, katerih glavna dejavnost ni uvrščena v 63.300. Seznam poročevalskih enot za raziskovanje dela potovalnih agencij je v letu 2003 obsegal 261 delujočih agencij.

Odziv poročevalskih enot za leto 2003 je v primerjavi z letom prej na splošno malo slabši. Zelo malo enot nam je poročilo poslalo v roku. Žal pa nam letos poročila kljub večim opominom niso poslale naslednje potivalne agencije: Orel d. o. o. Celje, Dober dan d. o. o. Celje, Jereb, d. o. o. Lučine, AMG 2000 d. o. o. Hrastnik, Ideal turist d. o. o. Izola, Bizjak Ivanka s. p. Kamnik, Kompas d. d. Koper, Solar tours d. o. o. Lendava, Pasat d. o. o. Ljubljana, Generalturist d. o. o. Ljubljana, Zavod za turizem Ljubljana, Mc Kensie d. o. o. Maribor, Pika-Balog k. d. Medvode, Sever Sandra s. p. Murska Sobota, Stuido F.S. d. o. o. Nova Gorica, Kompas Continentald. O. o. Slovenj Gradec, Padežnik Milan – Myland potovalna agencija Slovenske Konjice. Poročilo za Trinity Trade d. o. o. Ljubljana pa je žal na urad prispelo nepopolno in po zaključku koncentracije poročil.

Za te enote podatkov nismo ocenili, saj nekatere enote že lani niso poročale, nekaj pa je novih.

Način zbiranja podatkov

Podatke zberemo z letnimi poročili o delu potovalnih agencij na obrazcu TU- AGEN. Poročevalske enote ga izpolnijo v začetku leta - s podatki o

METHODOLOGICAL EXPLANATIONS**The purpose of the statistical survey**

is to monitor activities of travel agencies.

Observation units

are business subjects performing the services of travel agencies.

Source

Sources of data shown here are the results of the survey entitled Report on Operation of Travel Agencies, which is carried out every year of the basis of the National Statistics Act (OJ RS No. 45/95 and No. 9/01) and the Annual Programme of Statistical Surveys for the year 2004 (OJ RS, No. 7/04). The survey is annual. The data are obtained on the basis of the TU-AGEN questionnaire, which is answered by business subjects performing the services of travel agencies. Business subjects whose activity is exclusively mediation of tourist travels (i.e. tourist agents) do not report. Reporting units report on organizing trips of domestic tourists in Slovenia and in other countries and on trips of foreign tourists in Slovenia (broken down by country of origin).

Coverage

The survey is based on full coverage. To prepare the list of reporting units we are using the register of issued licenses for performing the activity of organizing and selling tourist trips, which is kept by the Chamber of Commerce and Industry of Slovenia. The list of reporting units is also based on the list of business subjects from the Business Register of Slovenia that are according to their principal activity or activity of at least one of their units classified into the subclass 63.300 "activities of travel agencies and tour operators" of the Standard Classification of Activities. The list is very extensive, however, previous surveys showed that many of these firms are not engaged in the activity monitored with the TU-AGEN questionnaire. Therefore, these firms are eliminated from the next year's survey. In preparing the list of reporting units, we also use the list of companies that sent in the previous year final accounts to the Agency for Payments and were classified into the subclass 63.300 of the Standard Classification of Activities. The list is further supplemented by agencies which we learn about from their advertisements in the mass media but which are not yet in our lists. These are travel agencies the principal activity of which is not classified into the subclass 63.300. The list of reporting units in 2003 covered 261 operating agencies.

In general, in 2003 the response of the reporting units was worse than a year before. Very few reporting units responded in time. Unfortunately, despite more reminders, the following travel agencies did not send their reports in 2003: Orel d. o. o. Celje, Dober dan d. o. o. Celje, Jereb, d. o. o. Lučine, AMG 2000 d. o. o. Hrastnik, Ideal turist d. o. o. Izola, Bizjak Ivanka s. p. Kamnik, Kompas d. d. Koper, Solar tours d. o. o. Lendava, Pasat d. o. o. Ljubljana, Generalturist d. o. o. Ljubljana, Zavod za turizem Ljubljana, Mc Kensie d. o. o. Maribor, Pika-Balog k. d. Medvode, Sever Sandra s. p. Murska Sobota, Stuido F.S. d. o. o. Nova Gorica, Kompas Continentald. O. o. Slovenj Gradec, Padežnik Milan – Myland potovalna agencija Slovenske Konjice. The incomplete report of Trinity Trade d. o. o. came too late when the results of other reports had already been processed.

We did not estimate the data for these units because some of them did not report last year and some of them are new.

Method of data collection

Data are collected with annual reports on travel agencies on TU-AGEN questionnaires, which are answered by reporting units at the beginning of



svojem delu v preteklem letu.

Definicije in pojasnila

Potovalne agencije so pravne osebe in podjetnik posameznik, ki opravljajo dejavnost organiziranja turističnih potovanj.

Turistična potovanja so odhodi od doma z najmanj eno prenočitvijo, vendar ne z več kot 365 prenočitvami, in to zaradi preživljanja prostega časa, poslov ali drugih razlogov, vendar ti v kraju potovanja niso pridobitnega značaja. V tej publikaciji predstavljamo le podatke o potovanjih, ki so jih organizirale potovalne agencije.

Turist je oseba, ki v kraju, ki ni njegovo običajno bivališče, prenoči vsaj eno noč v gostinskem ali kakem drugem nastanitvenem objektu zaradi počitka ali rekreacije, zdravja, študija, športa, religije, družine, dela, javne misije ali shoda. Med turiste ne štejemo emigrantov, beguncev, diplomatov in njihovih družinskih članov, uslužbencev konzulata, članov oboroženih sil in podobno.

Izletnik je oseba, ki odpotuje iz običajnega življenjskega okolja za manj kot 24 ur, vendar ne zaradi opravljanja aktivnosti, za katero prejme plačilo v obiskanem kraju.

Objavljanje

Statistične informacije. Gostinstvo in turizem. Slovenske potovalne agencije

Rezultati raziskovanj. Letni pregled turizma

KOMENTAR

V letu 2003 se je z organiziranjem enodnevnih izletov, potovanj za domače turiste po domovini in tujini ter z organizacijo potovanj tujih turistov v Sloveniji ukvarjalo 261 potovalnih agencij.

Število domačih turistov, ki so potovali z najmanj eno prenočitvijo v organizaciji slovenskih potovalnih agencij, se je v primerjavi z letom 2002 povečalo za 11,9 %, število prenočitev pa za 5,7 %. Tako je bilo domačih turistov, ki so potovali in najmanj enkrat prenočili, po Sloveniji več za 6,7 %, v tujino pa je potovalo za 12,7 % več turistov. Glede na število prenočitev je povprečno trajanje potovanja po Sloveniji nekoliko večje kot v letu 2002, tj. 4,3 prenočitve, potovanja v tujino pa so bila krajša kot v letu 2002 in so trajala v povprečju 5,8 prenočitve.

V letu 2003 so agencije organizirale potovanja z najmanj eno prenočitvijo za 656 252 domačih turistov. Od tega jih je 12,6 % letovalo v Sloveniji. Največ slovenskih turistov (44,1 %) je potovalo na Hrvaško, potovanje pa je trajalo v povprečju 6,3 prenočitve, za 1 prenočitev manj kot leto pred tem. Ostale države, kamor so Slovenci pogosteje potovali, pa so: Italija (8,2 %), Grčija (7,0 %), Avstrija (3,2 %), Srbija in Črna gora (3,0 %), Francija (2,6 %), Nemčija (2,3 %), Španija (1,9 %), Egipt (1,7 %), Turčija (1,6 %), Češka republika (1,5 %) in Tunizija (1,5 %).

6,5 % domačih turistov je potovalo v države zunaj Evrope, od teh turistov jih je 52,8 % potovalo v afriške države in tam prenočilo v povprečju 5,6-krat, 14,2 % v države Amerike in tam prenočilo povprečno 10,7-krat in 32,4 % turistov v druge države in ozemlja Jugovzhodne Azije in Oceanije, kjer so prenočili povprečno 8,7-krat.

V primerjavi z letom 2002 se je za 0,8 odstotne točke povečal delež potovanj (najmanj ena prenočitev) domačih turistov po Evropi in za 0,7 odstotne točke zmanjšal po Sloveniji. Zmanjšal se je delež potovanj v države zunaj Evrope, bila pa so tudi za pol dneva krajša in so trajala povprečno 8,6 dneva. Potovanja domačih turistov po Sloveniji so v letu 2003 trajala povprečno 4,3 prenočitve (toliko kot leto prej), dolžina potovanja po Evropi pa se povečala s 5,5 prenočitve na 5,6 prenočitve.

the year with data on their operation in the past year.

Definitions and explanations

Travel agencies are legal persons and entrepreneurs performing the activity of organizing tourist trips.

Tourist trips are departures from home with at least one night but not more than 365 nights spent due to leisure, business or other reasons, but not to make profit in the place visited. In this publication we present only the data on trips organized by travel agencies.

Tourists are people who, in a location outside their place of permanent residence, spend at least one night in a hotel or some other accommodation establishment for rest or recreation, health, study, sport, religion, family, work, public mission or gathering. The following groups of people are not considered to be tourists: migrants, refugees, diplomats and their family members, people working in consulates, members of armed forces, etc.

Same-day visitors are people who leave their usual place of residence for less than 24 hours, but not to make profit in the place visited.

Publishing

Rapid Reports. Hotels and Restaurants, Tourism. Slovenian Travel Agencies

Results of Surveys. Annual Review of Tourism

COMMENT

In 2003, 261 travel agencies were engaged in organising trips of domestic tourists in Slovenia and abroad and trips of foreign tourists in Slovenia.

Compared to 2002 the number of domestic tourists travelling with at least one night spent with the assistance of Slovenian travel agencies rose by 11.9% and the number of nights spent by them rose by 5.7%. There were 6.7% more domestic tourists with at least one night spent in Slovenia and 12.7% more abroad than a year before. As regards the number of nights, the duration of the average trip in Slovenia increased to 4.3 nights, while trips abroad were shorter than in 2002; they lasted on average 5.8 nights.

In 2003, travel agencies organised trips with at least one night spent for 656,252 domestic tourists: 12.6% of them spent their holidays in Slovenia. Most Slovenian tourists (44.1%) travelled to Croatia, where they spent on average 6.3 nights, i.e. one night less than in 2002. Other most frequent destination countries were Italy (8.2%), Greece (7.0%), Austria (3.2%), Serbia and Montenegro (3.0%), France (2.6%), Germany (2.3%), Spain (1.9%), Egypt (1.7%), Turkey (1.6%), Czech Republic (1.5%), and Tunisia (1.5%).

6.5% domestic tourists travelled outside Europe, of that 52.8% to African countries, where they spent on average 5.6 nights, 14.2% to America, with the average number of 10.7 nights, and 32.4% to countries of South East Asia and Oceania, where they spent on average 8.7 nights.

Compared to 2002 the share of trips of domestic tourists to European countries increased by 0.8 percentage point and the share of trips in Slovenia decreased by 0.7 percentage point. The share of trips to countries outside Europe decreased as did the time spent on these trips – by half a day, lasting on average 8.6 nights. In 2003 trips of domestic in Slovenia lasted on average 4.3 nights (the same as a year before), while stays in Europe were prolonged from 5.5 to 5.6 nights.



Največ potovanj domačih turistov z najmanj eno prenočitvijo je v času dopustov. Pri potovanjih v tujino je za leto 2003 to mesec julij, v Sloveniji pa je to mesec avgust.

Potovanja domačih turistov so po Sloveniji enakomerneje porazdeljena po mesecih. Od junija do avgusta 2003 je bilo 36,1 % potovanj, december, januar in februar 2003 prinesejo 20,8 %, v času spomladanskih potovanj, od marca do maja 2003 pa jih je 25,0 %.

Pri potovanjih domačih turistov v tujino je pogostejši čas glavnih dopustov: od junija do avgusta 2003 je potovalo 51,1 % turistov, v zimskih mesecih 12,0 % in v pomladnih 20,8 %.

V zimskih mesecih je v organizaciji potovalnih agencij 42 391 slovenskih turistov odpotovalo na smučanje (najmanj ena prenočitev): za domači teren se jih je odločilo 26,9 %, za tujino pa 73,1 %. V primerjavi z letom 2002 se je število domačih turistov na smučanju v Sloveniji zmanjšalo za 10,3 %, v tujini pa za 0,1 %.

Med 221 363 domačimi izletniki se jih je 126 112 odločilo za Slovenijo in 95 251 za tujino. Največ (45,0 %) jih je odšlo v Italijo; sledijo Avstrija (24,1 %), Hrvaška (18,3 %), Madžarska (6,3 %) in Nemčija (5,1 %).

V letu 2003 se je povečalo skupno število enodnevni izletnikov za 22,7 %. Izletnikov po Sloveniji je bilo več za 36,7 %, po tujini pa za 8,0 %.

Slovenske potovalne agencije so v letu 2003 organizirale potovanje tudi 183 953 tujim turistom; ti so v Sloveniji prenočevali povprečno 5,9-krat, (to je za 1,2 prenočitve več kot v letu prej). Skupaj je bilo izpolnjenih 1 086 447 prenočitev tujcev pri nas – 5,0 % več kot v letu 2002.

Največ tujih turistov so v letu 2003 slovenske potovalne agencije pripeljale iz Nemčije (23,3 %). V primerjavi z letom 2002 se je obisk turistov iz te države povečal za 2,3 %. Njihovo bivanje pa je bilo nekoliko krajše in je trajalo v povprečju 5,7 prenočitve. Turistov iz Avstrije je bilo 16,0 %. Njihov obisk pa je bil številčno glede na leto prej nekoliko večji. Dolžina bivanja Avstrijcev pri nas pa je bilo 5,8 prenočitve. Med pogostejšimi tujimi turisti pri nas so tudi Italijani, vendar jih je bilo v letu 2003 glede na 2002 za 28,9 % manj, skrajšal pa se je tudi čas njihovega bivanja pri nas (s 5,4 prenočitve na 4,3 prenočitve).

Iz Velike Britanije je bilo pri nas 12,8 % turistov, njihov obisk pa se je v letu 2003 glede na 2002 povečal za 46,5 %. Pri nas so v povprečju ustvarili 8,8 prenočitve, ali za pol prenočitve več kot leto pred tem. 5,1 % tujih turistov je v letu 2003 prišlo iz Izraela, vendar so se zadrževali pri nas le za 3,6 prenočitve. Število turistov iz Madžarske (3,7 %) se je v primerjavi z letom 2002 zmanjšalo za 16,2 %. Ti turisti so pri nas prenočili povprečno 5,8 krat. Turisti iz Nizozemske (3,7 %) so bivali pri nas povprečno 6,2 prenočitve. Francozi so v letu 2003 glede na 2002 povečali obisk za štirikrat. Zabeleženo je 6450 turistov, ki so prenočili 5,4-krat. 14-krat večji obisk je bil tudi pri turistih iz Irske, ki po deležu predstavljajo 1,5 %. Njihovo bivanje pa je bilo 6,8 prenočitve. Turistov s Hrvaške je bilo za 1,5-krat več. Tako so v strukturi tujih turistov pri nas dosegli 2,2-odstotni delež. Po dolžini bivanja pa so ostali 2-krat dalje kot leta 2002 (2002 so bile 4,1 prenočitve, 2003 pa 9,7). V Slovenijo je prišlo 4885 turistov iz Belgije, ki so bivali povprečno 5,5 prenočitve.

Sestavila / Prepared by: Edita Glinšek

Izdaja, založba in tisk Statistični urad Republike Slovenije, Ljubljana, Vožarski pot 12 - **Uporaba in objava podatkov dovoljena le z navedbo vira** - Odgovarja generalna direktorica mag. Irena Križman - Urednica zbirke Statistične informacije Marina Urbas - Slovensko besedilo jezikovno uredila Joža Lakovič - Angleško besedilo jezikovno uredil Boris Panič - Tehnični urednik Anton Rojc - Naklada 195 izvodov - ISSN zbirke Statistične informacije 1408-192X - ISSN podzbirke Gostinstvo in turizem 1408-9297 - Informacije daje Informacijsko središče, tel.: (01) 241 51 04 - El. pošta: info.stat@gov.si - http://www.stat.si.

Most trips of domestic tourists with at least one night spent are taken during the summer holidays. Trips abroad are mostly taken in July 2003. Most trips in Slovenia are taken in August 2003.

In general, trips of domestic tourists in Slovenia are more evenly distributed through all the months of the year. From June to August 2003 36.1% of trips are realised, December, January and February 2003 account for 20.8% of trips, while in spring from March to May 2003 25.0% of trips take place.

For trips of domestic tourists abroad, the months of summer holidays are more important as 51.1% of tourists travel between June and August 2003. In winter 12.0% tourists travel and in spring 20.8% tourists.

In winter months, 42,391 Slovenian tourists travelled for skiing, organised by Slovenian travel agencies. Of that 26.9% were at home and 73.1% abroad. In comparison with 2002, the number of domestic tourists on skiing in Slovenia decreased by 10.3% and the number of those skiing abroad decreased by 0.1%.

Among 221,363 domestic visitors, 126,112 decided to stay in Slovenia and 95,251 to go abroad. Most (45.0%) of them were in Italy, followed by Austria (24.1%), Croatia (18.3%), Hungary (6.3%), and Germany (5.1%).

Compared to 2002 the total number of same-day domestic visitors increased in 2003 by 22.7%. Of that in Slovenia increased by 36.7% and abroad by 8.0%.

In 2003, Slovenian travel agencies organised trips of 183,953 foreign tourists, who spent on average 5.9 nights in Slovenia or 1.2 nights more than a year before. There were 1,086,447 overnights of foreign tourists in Slovenia, i.e. 5.0% more than in 2002.

In 2003 most foreign tourists came from Germany (23.3%). Compared to 2002, the share of German tourists increased by 2.3%. However, their staying was shorter and took on average 5.7 nights. Tourists from Austria represent 16.0% of all foreign tourists. The number of Austrian tourists is a little bigger than a year before. Their staying was 5.8 nights. Among foreign tourists in Slovenia the third most numerous are Italians. In 2003 we had 28.9% less Italians in Slovenia than in 2002, their staying on average was shorter - from 5.4 to 4.3 nights.

From the United Kingdom came 12.8% of tourists in 2003. Their staying increased in comparison with 2002 by 46.5% and took on average 8.8 nights, which is a half of a day longer than year before. 5.1% of foreign tourists came from Israel, but they stayed only 3.6 nights. The number of tourists coming from Hungary (a share of 3.7%) decreased by 16.2% in comparison with 2002. These tourists stayed in Slovenia on average 5.8 nights. From the Netherlands came 3.7% of tourists in 2003. These tourists stayed on average 6.2 nights. Tourists from France quadruplicating their arrivals. There were 6,450 tourists staying for 5.4 nights on average. 14 times there were more tourists from Ireland (a share of 1.5%). These tourists stayed in Slovenia 6.8 nights. There were 1.5 times more tourists from Croatia – which represent a 2.2% share of incoming guests. These tourists stayed twice times more than as in 2002 (2002 were 4.1 overnight stays, 2003 were 9.7). 4,885 tourists came to Slovenia from Belgium and took on average 5.5 nights.

Edited, published and printed by the Statistical Office of the Republic of Slovenia, Ljubljana, Vožarski pot 12 - **These data can be used provided the source is acknowledged** - Director-General Irena Križman - Rapid Reports editor Marina Urbas - Slovene language editor Joža Lakovič - English language editor Boris Panič - Technical editor Anton Rojc - Total print run 195 copies - ISSN of Rapid Reports 1408-192X - ISSN of subcollection Hotels and restaurants, tourism 1408-9297 - Information is given by the Information Centre of the Statistical Office of the Republic of Slovenia, tel.: +386 1 241 51 04 - E-mail: info.stat@gov.si - http://www.stat.si.